

**EFFECTIVE SUPPLY CHAIN
MANAGEMENT
IN THE
FURNITURE RETAIL INDUSTRY**

S. J. J. Pretorius

April 2001

**Effective Supply Chain
Management in the
Furniture Retail Industry**

By

S. J. J. Pretorius

**Submitted as part of the
requirements for the degree MASTER
IN BUSINESS ADMINISTRATION to the
Faculty of Economics and
Management Sciences, University of
Pretoria, Pretoria**

Study leader : Prof P de Wit

April 2001

I, S. J. J. Pretorius, hereby declare that the language of this MBA dissertation has been edited by R. Acutt.

S. J. J. Pretorius

Date:

TABLE OF CONTENTS

	Page
CHAPTER 1: INTRODUCTION	1
1.1_ Introduction	1
1.2_ Market Analysis	1
1.3_ Scope of Study	5
1.4_ Research Methodology	9
1.5_ Summary of Chapters	10
1.6_ Conclusion	10
CHAPTER 2: LITERATURE REVIEW	12
2.1 Introduction	12
2.2 The Literature study	13
2.3 Supply chain management - The new paradigm	18
2.4 The importance of re-engineering the supply chain	27
2.5 Supply chain models	32
2.5.1 The growth model	41

2.5.2	The supply chain management systems framework	47
2.5.3	The resource event agent business model	50
2.5.4	The supply chain operations model	53
2.6	Key factors for supply chain success	55
2.7	Information technology	61
2.8	Measurement of supply chain success	67
2.9	Conclusion	71
CHAPTER 3: RESEARCH METHODOLOGY		74
3.1	Introduction	74
3.2	Research Methodology	75
3.2.1	Purpose of research	75
3.2.2	Research procedure	75
3.2.3	Procedural design	76
3.2.4	Analysis of data	76
3.3	Conclusion	77
CHAPTER 4: RESULTS AND RECOMMENDATIONS		77
4.1	Introduction	78
4.2	ConclusionS	78

4.3	Recommendations	83
4.4	Conclusion	87
	Bibliography	89
	Appendix 1: Questionnaire	118

LIST OF FIGURES

	Page
Figure 1:1 Retail expenditure 1990	4
Figure 1:2 Retail expenditure 1999	5
Figure 1:3 Integrated logistics strategy	7
Figure 1:4 Marketing management concept	7
Figure 2:1 Evolution of organisation and management theory	15
Figure 2:2 The organisation as transformation system	16
Figure 2:3 Logistics integration of 10 key areas	35
Figure 2:4 Logistical decision making	36
Figure 2:5 Strategic profit model	68

LIST OF TABLES

	Page
Table 1:1 Private consumer spending	3
Table 2:1 Profit leverage provided by logistics cost reduction	22

Executive Summary

The thesis ›Supply Chain Management in Furniture Retail Industry‹ tries to determine the current status of an integrated supply chain management in the furniture industry. The importance of the supply chain in the modern economy is discussed as well as the difficult economical conditions for furniture dealers, with consumers spending more on cellphones, the national lottery and transport. The importance of the supply chain as a vehicle to optimize shareholder funds is stressed.

The literature study sets out to prove that as a result of the new paradigm that exists within the organisational system, that the supply chain system needs new ideas, thought process and structures to ensure that the full potential is realised. In order to maximise returns from the supply chain business process, re-engineering and design will have to take place. Organisations must be willing and able to radically re-think and re-design the existing process. A paradigm shift is absolutely essential to obtain the maximum

returns for the organisation. Certain pre - designed supply chain models are discussed and advantages and disadvantages are analysed. The models are the, the Growth Model, the Supply Chain Management Systems Framework, the Semantic Model for Internet Supply Chain Collaboration and the Supply Chain Operations Model. The models differ in their approaches and is an effort to expose the reader to current best practises in integrated supply chain management.

Thirdly, key factors for supply chain success are discussed. Research has shown that if organisations fail to meet certain basic requirements, any attempts at influencing or improving the process are doomed. Internal excellence is a basic requirement followed by external integration and excellence. Two other important issues are supplier relationships, and the critical importance of information technology in assisting organisations to obtain supremacy.

The literature study ends with the discussion of a financial model for measuring the success of supply chain interventions. The final word in any change process is financial. If Economic Value is not added,

then the process can be seen as a failure.

Chapter Three discusses the methodology that was followed in conducting the research. Chapter four analysis the findings and make certain recommendations for the furniture industry in South Africa that will assist in improving supply chain management.

CHAPTER 1

Introduction

1.1 Introduction

In recognizing how critical the supply chain is to overall corporate success, companies have invested significantly in research to improve their supply chain processes and systems. Forty two percent of companies are unsatisfied with the results that have been achieved and only 27% of companies believe their performance has been elevated beyond the industry norm, according to Kilpatrick. (1999:7)

The focus of business management over the past fifty years has been to obtain maximum return for an organisation's stakeholders in the organisations that they service. Management has done this in various ways. The 1950's, were known as the production era, where focus was on optimizing productivity. The 1970's saw strategy as the flavour of the decade, the 1980's and 1990's started focussing on the customer and as a result quality and value was brought to the forefront. The change in focus resulted in business management being constantly aware of certain parts of the organisation. The latest change to quality and value as the basis for business principles has caused boards and management, to reassess the supply chain and it's myriad of extensions. (Kast *et al*: 118)

1.2 Market Analysis

The furniture industry in South Africa has, in the preceding decade gone through the turbulent high and low cycles experienced in the retail

industry. The smaller independent furniture retailer is starting to disappear and big conglomerates are at the order of the day. The major players in the industry are the JD - Group (Joshua Doore, Russells, Bradlows, Giddy's, Score, Price & Pride), Relyant Retail (Geen & Richards, Furniture City, Lubners, Fairdeal, Melody's, Early Bird, Beares, Savells, The Bargain shop) and Ellerines (Town Talk, Ellerines, Furn. City). Between these groups they hold 80% of the furniture business in South Africa. (JSE Handbook: 165, 191, 245)

The tendency to consolidate did not only happen to the retailers but also to the suppliers. The Cornick group amalgamated with Furncol to form the biggest supplier of furniture and appliances in Africa and has recently been taken over by Steinhoff, a German conglomerate. Certain suppliers however, have not been so fortunate and were forced into liquidation. Defy and Kelvinator being the unfortunate victims and Fridgemaster struggling to keep its head above water.

These tendencies as well as a more open economy and a slow down in economic growth has resulted in furniture retailers being far more cost conscious. As a result operational efficiencies have increased and cost effectiveness heightened to ensure acceptable returns for shareholders.

The one major part of the furniture industry that does not lend itself very easily to optimisation is the supply chain. Due to the nature of the products, i.e. lounge suites, dining room suites etcetera, being bulky, unwieldy and difficult, if not impossible, to standardise especially in terms of packaging. The supply chain in the furniture industry adapted to the special requirements of the products. The flexibility of this supply system due to the nature of the industry has resulted in a myriad of chain

configurations. These configurations differ from extremely effective to utterly ineffective.

The material that is presented below will illustrate that the South African consumer has adapted to an ever-changing marketplace. This change in private consumer spending impacts directly on the furniture and appliances sectors of the market. The ever-changing consumer spending impacts, directly on the profits of the organisations in the furniture industry. The lower consumer spending translates into a loss of sales for the organisations in the industry. To counter the loss of topline earnings organisations then started to focus inwards to optimise resources, improve productivity and cut costs. Table 1.1 clearly indicates that total domestic spending increased by 2,5%, but spending on Furniture and Appliances only by 2,2%.

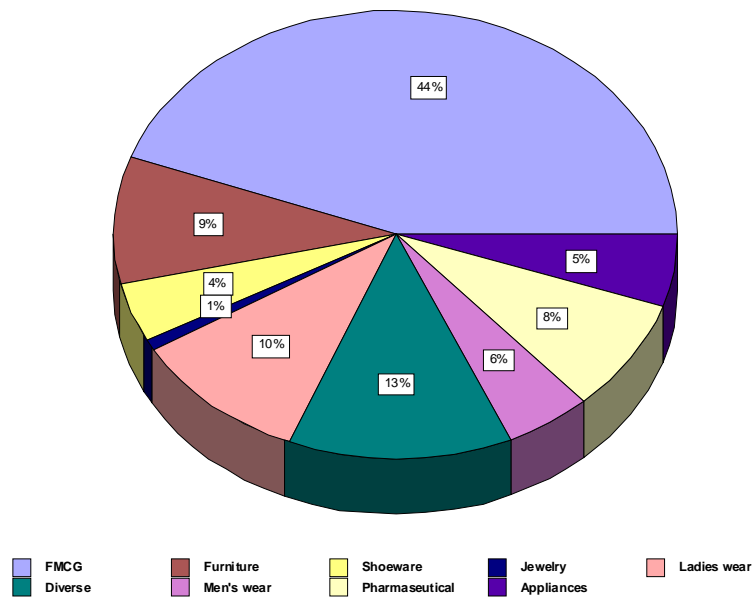
The beleaguered South African consumer has undergone radical changes in terms of spending patterns over the past decade. Although an improvement in interest rates has seen an improvement in disposable income, the introduction of cellular phones, electrification and The Lotto, and casinos etcetera has seen a marked decrease in consumer expenditure in traditional retail markets. The current exorbitant price of fuel is an excellent case in point.

Table 1.1 - Private Consumer Spending	
Yearly Average, 1992 - 1999	% Change
Medical and Pharmaceutical Products	+ 8,4 %
Transport & Communication Services	+ 7,2%
Clothing and Shoe - wear	+ 4,9%

Petroleum products	+ 4,6%
Medical Services	+ 4,6%
Entertainment en Educational Services	+ 3,5%
Domestic Electricity Consumption	+ 3,4%
Recreational Goods (Sport etcetera)	+ 2,7%
<i>Furniture & Appliances</i>	+ 2,2%
Domestic Services	+ 1,9%
Food & Liqueur	+ 1,8%
Domestic Consumables	+ 1,8%
Relaxation Items (Newspapers etcetera)	+ 1,1%
Motor Parts	- 0,4%
Motor cars	- 0,8%
Entertainment Goods (PC's, TV's etc.)	- 1,1%
Total Domestic Spending	+ 2,5%

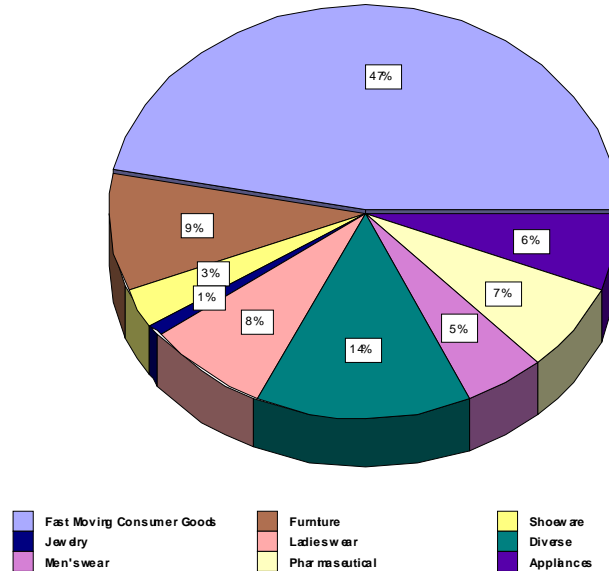
(Reference: Finansies & Tegniek, August 2000, p 13)

Figure 1.1 - Retail Expenditure : 1999



(Reference: Fleming Martin, Retailer Report, August 2000)

Figure 1.2-Retail Expenditure : 1990



(Reference: Fleming Martin, Retailer Report, August 2000)

Figures 1.1 and 1.2 two clearly illustrates that the furniture and appliance markets are a matured and even shrinking markets. In 1990 furniture and appliances shared the market with a 15% holding. During 1999 this market share has dropped with 1% indicating an ever shrinking market share for durable goods compared to clothing and footwear.

1.3 Scope of Study

The previous chapter clearly indicates that the furniture industry in South Africa is being marginalised. Consumers are spending more on other expenses at the cost of furniture purchases. This reality is the main reason for the research project. Furniture retailers will have to be more

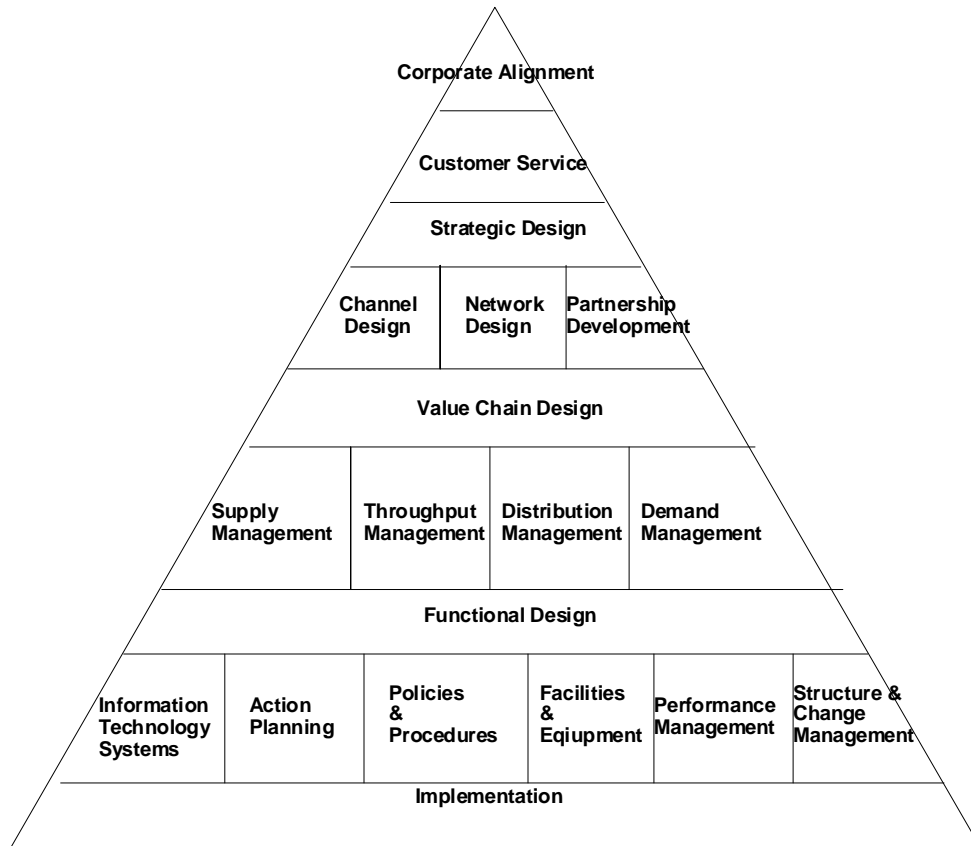
innovative to survive the decrease in market share together with achieving high expectations from investors.

Various issues in the furniture industry can be analysed to improve the operational efficiencies of the organisation. The scope of this study will, however, focus on the supply chain. The supply chain is currently a hot topic all over the world and executives are constantly searching for ways to improve the supply chain. As research will show, certain broad issues can be identified in the industry. These are:

- a) The supply chain is currently managed in as many different ways as there are products, with standardization being the exception rather than the rule.
- b) All the partakers in the supply chain are not involved in the decisions or the process.
- c) The standards of measurement of effective supply chain management differ from organisation to organisation.
- d) Hidden costs are incurred in inefficient ordering processes, transportation, time losses, over and under stock holdings, damaged and redundant stock.

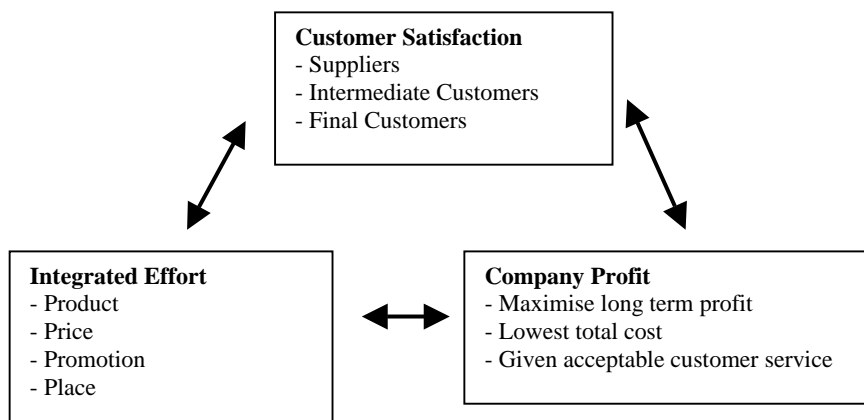
The primary goals of the study will be to provide guidelines for the proper design and implementation of a supply chain for furniture retailers in South Africa. The design and implementation strategy must be of such a nature that it can be applied by any furniture retailer in South Africa. Secondary goals include a generic supply chain model for the furniture industry, ensuring that the model is practically oriented and suited to

Figure 1:3 - An Integrated Logistics Strategy



(Source: University of Pretoria: Chair of Logistics: 1998)

Figure 1:4 - Marketing / Logistics Management Concept



(Source: University of Pretoria, Chair of Logistics, 1998)

South African conditions, to enable cost reductions to be achieved through the model, resulting in improved return on investments for stakeholders.

To design a meaningful model one must consider the complete picture in which an integrated logistics strategy has to operate. The Chair of Logistics at the University of Pretoria has developed the model in figure 1.3 to illustrate the process. Figure 1.4 clearly illustrates the relationship between these support blocks and their importance to an organisations growth and prosperity.

Robert E. Sabath and David G. Frenz (1997:20) state that corporate downsizing and re- engineering over the last decade have helped the United States and other multinational companies to re - establish their global competitiveness. During this period, the most popular route to increased profitability was to cut costs rather than increase revenues.

Logistics professionals played key roles in improving the cost competitiveness of their operations across the supply chain by adopting new strategies, closing warehouses, trimming inventories, outsourcing nonessential services, and installing powerful forecasting and material-control systems. Cost cutting across all parts of an organization, however, can be taken to the extreme. It can lead to a vicious cycle of plant closings, layoffs, and expense reductions ultimately leading to a gutted, weak corporation that is unable to sustain profitability for very long.

Sabath *et al* (1997:23) also concede that, with lean and healthy operations as their foundation, progressive companies are focussing intensely on growing revenues, thereby breaking the downsizing death spiral. Instead of merely striving to meet annual cost-reduction targets, managers at these leading companies are repositioning the supply chain as an enabler of growth. They are speeding the flow of new products; accessing new markets across the globe, developing new channels of distribution; customizing services to micro customer segments, and forging new value-added relationships with suppliers and customers. The new standard for the supply chain is value delivered, not cost elimination.

Sabath *et al* (1997:23) write that it has become clear that cost cutting alone is not a viable long-term business strategy. Few companies can shrink to greatness. Chief Executive Officers of United States corporations, were asked to identify their biggest challenges where growth was named as the number one priority.

A company's ultimate success can be measured in terms of its total market value, the research done by Sabath *et al* (1997:24) clearly shows that companies that have charted successful growth strategies have been rewarded handsomely. Companies that focussed on cost cutting, on the other hand, did not fare nearly as well.

1.4 Research Methodology

The research for this project was conducted firstly by an in depth literature study. Secondly, and in support of the theoretical research a questionnaire together with personal interviews were done with certain key executives in the supply chain of major furniture companies.

This information was then processed and certain suggestions pertaining to the basic supply chain models are suggested. Chapter 3 discusses the research methodology in detail.

1.5 Summary of Chapters

The research starts with chapter one describing the changes and pressures within the furniture industry. The need for supply chain restructuring is discussed in this chapter together with the primary and secondary goals of the research.

Chapter 2 reviews the relevant literature. Furniture industry literature is a scarce commodity and extensive use is made of American resources. Different supply chain models are presented, the importance of re-engineering is discussed and methods for organisations to evaluate the success of new and innovative techniques.

Chapter 3 discusses the research methodology in detail. Chapter 4 analysis the information from the questionnaire and interviews and recommendations are also presented in this chapter

1.6 Conclusion

Sewell (1999:50) wrote that increasingly, supply chain management is being recognized as a key tool for delivering high shareholder value, which is largely driven by profitability and return on invested capital. Successful supply chain management strategies deliver significant value on both fronts.

When improving customer service through successful supply chain improvements, organizations can increase market share and gross margins. Supply chain strategies also drive down the costs of transportation, warehousing, material handling and distribution, again increasing profitability. In terms of freeing up capital, supply chain management lowers inventories, shortens the 'order-to-cash' cycle and reduces physical asset requirements.

To accelerate the gains earned by current supply chain management strategies, corporations will need to collaborate with supply chain partners to synchronize operations. Such synchronization means the organization can derive benefits from the whole chain, rather than just from the portions in its direct control. This requires moving from beyond simply aligning and integrating functions internally to co-ordinating supply chain activities between companies. It becomes vital for organizations to plan and execute supply chain activities across the supply chain, from level one and level two suppliers, to wholesalers and retailers, and finally, to the end-consumer according to Kilpatrick (1999:22).

CHAPTER 2

Literature Review

2.1 Introduction

True supply chain leaders are seen to be a rare breed, not only in South Africa but worldwide. Organisations have to learn to constantly improve existing supply chains in order to be competitive in the global marketplace. The playing field is wide open for any company that wants to step forward and assume a leadership position. In the never-ending quest to gain and sustain a lead over the competition, businesses in a wide range of industries are turning to the supply chain. They see the chain as a mechanism for transforming their companies into enterprises that are more efficient and more responsive to customer demand according to Poirier (1998:105).

Unfortunately, the success of these efforts has been far from uniform. The result is a littered battleground where a substantial gap exists between the leaders and the pretenders. The gap is so large, in fact, that some leaders now have a one to two year advantage over the competition. Certain Fortune 500 companies have established collaborative networks claims Poirier (1998:105). Examples of these are, Wal-Mart, Procter & Gamble and Toyota. These organisations have business models that exceed other organisation's programs. The express delivery service company, Federal Express, enjoy a year's lead over its competitors. High technology firms like Hewlett-Packard, Dell Computer, Sun Microsystems, and Intel are well ahead of the pack in the configure-to-order computer hardware industry.

2.2 The Literature Study

The above companies are only a handful of the leaders that have reached the highest peak of supply chain performance. The implication for other organisations is that any company can assume a supply chain leadership position in its respective industry. If an organisation is committed to supply chain excellence, the model for the specific industry can be defined and the respective organisation should be able to improve market share.

The literature study will present a synopsis based on the research done in supply chain management. In theoretical foundation consideration will be given to the systems and contingency view as the basis for the research. The paradigm shift that is taking place worldwide will be considered. The importance of this chapter for retailers would be the exploration of new and innovative ways in which supply chains are seen and studied.

The re-engineering process in any organisation results in negative sentiments and a resistance to change. Organisations are therefore forced to consider the dynamics that take place when an organisation decides to implement new and innovative changes. Some of these issues are also addressed.

Existing supply chain models are also considered in this literature study. Models are firstly presented generally and then four current models are discussed in more detail to allow the reader insight into the current development of models. The literature study ends with an investigation of the factors that will ensure success in new supply chain management. The chapter then ends with a discussion of ways to evaluate supply chain success.

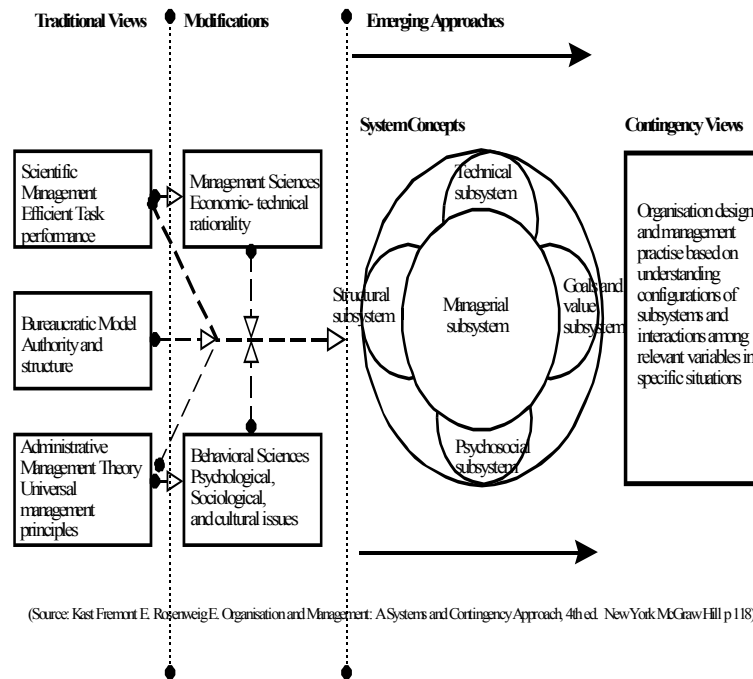
The importance of logistics was described as far back as 1962. Drucker (1962:103) the management guru stated in Fortune magazine that close to 50 cents of every dollar the average American spends on goods goes for activities that occur after the goods are made. Drucker further says that economically the distribution process is where the physical properties of matter are converted into economic value, ensuring that the customer is brought to the product.

Various researchers have made an in depth study of the organisation as a system. The system approach allows the researcher to have insight into the inner workings of an organisation and enables one to dissect the various subsystems for further analysis. Perrow (1973:11) delivers a short and powerful message stating that on one thing all the varied schools of organisational analysis now seem to agree, organisations are systems and that they are indeed open systems.

To fully understand the importance of the supply chain, one must study the organisation as an open system. Scott and Mitchell (1972:55) defines modern organisation theory as the distinctive conceptual and analytical base, with a reliance on empirical research data and a synthesizing, integrating nature. The authors also state that these qualities are framed in a philosophy which accepts the premise that the only way to study organisations is as a system.

Figure 2.1 describes the processes that organisational thinking evolved through to reach the stage where the contingency view is accepted as the norm. Figure 2.1 clearly illustrates an important concept, that the contingency theories did evolve from various other organisational theories and were not a lone standing theories with no theoretical foundation.

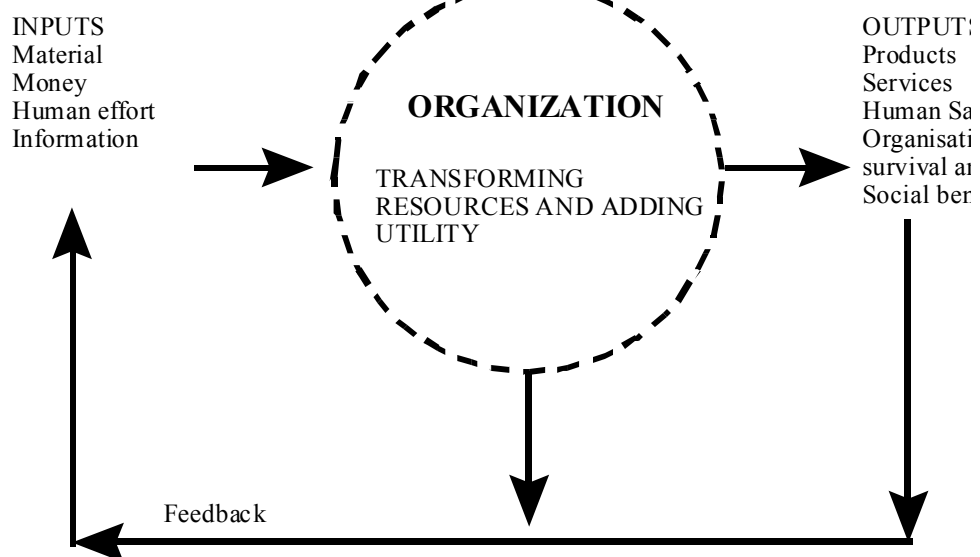
Figure 2.1 : Evolution of organisation theory



Nightingale and Toulouse (1977:264-280) define the concept further; stating that the contingency view of organisations and their management suggests that an organization is a system composed of subsystems and delineated from its environmental supra system by identifiable boundaries. The authors further say that the contingency view seeks to explain the interrelationships within and among subsystems as well as between the organization and its environment and to define patterns of relationships or configurations of variables. It emphasizes the multivariate nature of organisations and attempts to explain how organisations operate under varying conditions and in specific circumstances. Contingency views are ultimately directed toward suggesting organisational designs and managerial actions most appropriate for specific situations.

Figure 2.2 illustrates the organisation as a transformation system. Inputs in the form of materials, money, labour and information are processed by the organisation to produce outputs such as products, services and social benefits. The organisation is part of a continuous feedback cycle from inputs to outputs. The supply chain forms a critical Of the feedback and transformation system and is essential for the effective execution of the transformation system.

Figure: 2.2



(Source: Berrien Kenneth F. ' A General Approach to Organisations. Handbook of Ir Organisational Psychology. Rand McNally College Publishing Company, Chicago, 1

The importance of this process is further supported by the Council of Logistics Management (1986), this organisation officially defines supply chain management as the process of planning, implementing and controlling the efficient, cost effective flow and storage of raw materials, in- process inventory, finished goods, and related

information requirements. The definition strongly supports the system elements of input, transformation and output.

Other authors seem to support the organisational theory in their respective definitions of logistics. Sussams (1994:36-40) describes logistics as the science which integrates all the activities required to move goods from the original sources of raw materials to the location of the ultimate consumer of the finished product. The author agrees that is a holistic science. It does not look at the individual parts of a system in isolation but looks at the ways in which the parts are connected and suggests better connections. Sussams also writes that sizeable cost reductions can be achieved through retailers and suppliers adopting collaborative logistical practices and that the extent of the cost reductions is typically between 0.5 % and 2% of retail sales.

Grange (1992:88) further supports the contingency views and defines the supply chain as taking control of all goods within the supply chain, all material, no matter how awkward to handle or manage. Each activity, no matter how small, has an effect on the rest of the chain and everything in the entire supply chain equation must be considered.

The United States of America's Defence Force was acutely aware of the strategic importance of effective supply chain management. Fully understanding that an Army fights on its stomach the Defence Force initialised groundbreaking research into logistics. Gecowets (1979:5) of the Defence Force defined logistics as the process whereby the right product, at the right place, at the right time, in the right condition, for the right cost is supplied to those customers consuming the product.

One can therefore deduce that all organisations are open systems and that there are appropriate patterns of relationships for different types of organisations. One can improve the understanding of how these relationships work by studying the interaction between the different subsystems. The overall impact of subsystems can then be calculated and the financial implications for the organisation accurately calculated.

2.3 Supply Chain Management - The New Paradigm

Business process reformation has been at the forefront of organisational thinking and research over the past decade. The competitive advantages that are possible from these restructuring efforts have mostly been gained from these processes. Organisations now need to re-adjust their focus and move towards integrated supply chain management. Furniture retailers in South Africa have to a certain extent utilised the same concepts in supply chain management for the past 50 years. A new paradigm now has to be followed to enable supply chains to re-invent themselves.

KPMG conducted a research program in 1997 to establish the state of awareness for supply chain basics amongst 500 companies from all the major industry sectors, spanning 25 countries in all the major regions of the world. The key findings of the research which was conducted by Freeman (1998:2) were as follows:

- a) Demand management and inventory management are seen as the most important supply chain processes for nearly all industries. Warehousing and transportation are seen as less strategically important for the overall company's performance.

- b) Supplier and customer involvement is relatively low among all regions and industries. Generally suppliers are more involved in supply chain processes than are customers. Asian and European companies involve their customers and suppliers more in supply chain processes than North American companies do.
- c) The overall level of outsourcing is low. Strategic reasons for outsourcing are becoming more important than lower costs. The majority of the companies have no clear performance metrics for vendor management.
- d) The respondents view information technology as a major enabler for good supply chain management. A gap between the strategic requirements of information technology solutions and the ability to meet them exists among the respondents.

This study is not only seen as a landmark in the understanding of the current standing of organizations on supply chain management but also highlights four important categories for which organizations have to plan.

Poirier (1998:106) has made a study of more than 300 global firms engaged in supply chain practices. This study has revealed four levels of supply chain progression. The first two levels, where the vast majority of companies are situated, are internally focussed. The two higher levels, home of the true industry leaders, embrace a decidedly external focus. The internal orientation of levels one and two can yield significant savings in areas such as inventory, cycle times, purchasing, logistics, transportation, and warehousing. A few companies in the lower levels have even managed to improve customer satisfaction ratings.

Poirier also found that a huge gap exists between the lower level and top level companies. Businesses find it extremely difficult to get over the division. They continue to concentrate their efforts on internal excellence, ignoring the advantages that external networks and alliances bring. The higher levels, by contrast, are externally focussed, a perspective that results in greater and more lasting improvements. These are gained by leveraging shared resources to satisfy customers, reduce costs further, utilize total assets better, and build profitable revenue growth across a supply chain network.

The researcher Poirier (1998:107) further contents that the best of these organizations are building 'value-chain constellations.' These are organized networks of businesses that are working together by sharing resources and rewards in the pursuit of targeted markets and consumers. Working as a unified alliance and focussing intensely on the targeted opportunities, these constellations are outperforming the less tightly knit competing networks. The key ingredients of such advanced alliances are technology, digital commerce, cooperative use of resources, shared savings, and levels of trust not normally present in external relationships.

Only a few companies have steadily progressed to the higher levels. But their lead over those companies that are still in the trenches is becoming formidable. The opportunity to define new industry models, to forge those value-chain constellations, still beckons those organizations intent on using the supply chain to gain the lead position.

Metz (1998:34) approaches the mystique surrounding supply chains differently, this author asks the question whether supply chain management is just another business buzzword or faddish term

destined to be replaced by yet another buzzword. Metz further says that despite its current widespread popularity, supply chain management remains a somewhat mysterious concept.

Metz (1998:34) contends that supply chain management is rocket science at its core. Supply chain management (SCM) uses advanced technology, information management, and operations research maths to plan and control an expanding complexity of factors in order to produce and deliver products and services in a customer-pleasing way. Supply chain management uses sophisticated mixed-integer programming, relational databases, concurrent engineering, and similar mysteriously technical tools. Lastly, however, the author states that technology may be complex, but that the concept essential to supply chain management and its operational techniques are eminently understandable.

Poirier (1998:107) agrees to a certain extent and defines integrated supply chain management (ISCM) as a process oriented, integrated approach to procuring, producing, and delivering products and services to customers. ISCM has a broad scope that includes sub-suppliers, suppliers, internal operations, trade customers, retail customers, and end users. Poirier further sees ICSM as including management of material, information, and funds flow. A simple and mundane subject like logistics has come of age with the above definition.

Lambert and Stock (1993:99) have a very definite view on the advantages than can be obtained from effective supply chain management. The authors see logistics as the most promising area in which to achieve significant cost savings. And in some instances, such

cost savings can have a far greater impact on the firms' profitability than increasing sales volume.

Table 2.1 clearly illustrates that cost savings in logistics are equivalent to enormous sales increases. For example a saving of \$200 in the supply chain will translate to an increase of \$ 10 000 in sales. The organisation can therefore leverage huge savings by managing the supply chain effectively.

Table 2.1 : Profit Leverage Provided by Logistics Cost Reduction

If Net Profit on the Sales Dollar is 2 percent, then...	
A Saving of	Is Equivalent to a Sales increase of
\$0.02	\$1.00
\$2.00	\$100.00
\$200.00	\$10,000.00
\$2,000.00	\$100,000.00
\$20,000.00	\$1,000,000.00

(Source: Lalonde, Bernard J. Grabner, John R. & Robeson, James F. *Integrated Distribution Systems: A Management Perspective. International Journal of Physical Distribution Management.* October 1970. p 46.)

Sabath and Frentzel (1997:1) illustrate a perspective that is refreshing for a mundane subject like logistics. The growth message is significant in that opportunities exist in most industry segments, even those that have experienced little growth or that have actually declined in size. Research indicates that even large companies can grow, as growth rates do not significantly correlate with company size.

Pullin (1995:14) writes that economic ordering quantities and re-order stock levels in a horizontally organised industry can become impossible due to the fluctuations in trade and the interconnections between different customers and suppliers. The key issue is to set economic ordering quantities and the associated re-order stock levels of each item by calculation in relation to the variance of sales or consumption.

Bonney (1991:107-114) defines the issues even further, writing that inventory is normally taken to be synonymous with stock and that stock is something tangible, something to be mined, converted, created, transported and sold. Some researchers subdivide production inventory systems into push and pull systems. The original pull systems were the re-order level system (ROL) and the re-order cycle system (ROC). ROL and ROC systems were found to have many disadvantages, particularly the ordering of unwanted items and items in unbalanced sets. Materials requirement planning (MRP) is a push system attempting to produce items in balanced sets to meet the needs of consumers and it is clear that there is also a pull element. 'Just- in- time' (JIT) production is a philosophy which includes the concept that inventory is waste and aims to shorten lead times and use a demand pull approach.

Natarajan (1994:64-71) seeks to define the object further and the notion of 'just- in- time' is addressed positively. Natarajan says that one of the important elements of just- in- time implementation effort is the reduction of lot sizes in production and purchasing. Supplier deliveries as well as in-house production take place in smaller batch sizes but with greater frequency.

The research into the advantages of 'just-in-time' processes and other popular Japanese techniques ensured a steady growth of knowledge. The researcher Karlsson (1994:46-65) was less optimistic and cautioned organisations to be careful in the manner that the new techniques are applied and also that it is important to maintain a holistic perspective. External and internal steps must be coordinated if the results are to be advantageous from a total system point of view.

The implementation of 'just-in-time' in production and supply requires a number of well-coordinated decisions on several levels in the company as well as in its relations with suppliers and forwarding agents. Karlsson also warns that for the 'just-in-time' system to prosper, it is very important that the parties involved jointly solve problems that arise, otherwise the success of the whole system could be jeopardized. Long term cooperation on several levels between the buyer and seller company facilitates a successful implementation of 'just-in-time'. The flow of information within the system is extremely important. Without a continuous and immediate access to accurate data it is not possible to co-ordinate the productive units in the way which is needed. Online systems are therefore of great importance. What is important to note is that Karlsson is advocating the importance of technology to assist organisations in the quest for improved supply chain management.

The increase in organisations' interest in the advantages of 'just-in-time' led to prominent authors cautioning that the 'just-in-time' process includes a wide range of other costs and factors. Bentley (1987:287-296) clearly demonstrates this by stating that purchasing decisions can no longer be based solely on invoice price but that consideration needs to be given to the total cost of ownership. Issues that must be covered include the cost of quality, cost of inventory, cost

of additional paperwork and the cost of transportation. Supplier relationships should be characterised by longer term agreements, exchange of information, forecasts, technical problems and other relevant data. Involvement in new product development, design reviews and performance data should also form part of this process. 'Just- in- time' cannot be introduced successfully without changing the purchasing function.

As early as 1987 the importance of technology was realised. Initially improved systems and more powerful computers allowed electronic data interchange (EDI) in its most basic form to be used. Harrison and Fiend (1987:263-268) define electronic data interchange as the capability to exchange information and to conduct transactions electronically between buyer and supplier. The benefits were faster response times, reductions in document retyping, saving in stocks and costs at all points in the supply chain.

The concept was of such importance in the 1980's that the United Nations went as far as to define the new process. The United Nations defined EDI as the electronic transfer from computer to computer of commercial or administrative transactions using an agreed standard to structure the transaction or message data.

Hay (1987:16-20) used a unique approach to the reasoning behind a 'just- in- time system'. The author firstly defines waste as anything other than the absolute minimum resources of material, machines, and manpower required to add value to the product. The author then says that a true 'just- in - time' relationship between buyer and seller is long term in nature, equally beneficial to both parties, and dedicated to the principle of continuous improvement in the future and most importantly, it prevents unnecessary waste.

The definition given by Baxter *et al* (1989:151) summarises the real reason for any system, in that the customer is king. Organisations exist only for and because of customers. Customer sovereignty is supreme and customers have the capability to create the conditions for relationships to grow, and in so doing reward the better supplier partner, not class him/her alongside the bad ones. This description by Baxter encapsulates the very existence of the supply chain. If an organisation's supply chain is not adding value to the customer and saving costs for the organisation, the strategic planning behind the chain must be revisited. As such the system that is used, either 'just-in-time' or any other system is for the benefit of all shareholders in the organisation.

The latest research conducted by Seiersen (1999) shows ten trends in supply chain management. Compared with the earlier research conducted by Freeman (1997), certain issues have resurfaced. Company executives, however, showed greater awareness and better understanding of the issues relating to supply chain management. The findings can be summarised as follows:

- a) Strategies for supply chains evolve toward supporting corporate strategies, although not fully at this time.
- b) Organizing for supply chain management remains an elusive solution.
- c) Technology can enable quantum improvements, but information technology (IT) achievements have been limited to date.
- d) Organizations expect mostly incremental improvement roles for their future supply chains.
- e) Corporate recognition of the importance of the supply chain is growing rapidly.

- f) Supply chain management today is mostly cost- and asset-focused with large potential benefits not yet addressed.
- g) Budgetary constraints are normally passed on to supply chains, inhibiting better IT systems and upgrading potential.
- h) Effective supply chain management is far more complex and difficult than is generally recognized.
- i) Outsourcing is constantly expanding and has significant potential.
- j) Manufacturing drives supply chain performance in several situations, requiring competence at the manufacturing and operations levels of the supply chain.

The above research seems to confirm that there is still plenty to do to improve supply chain performance. The problem, however, is that it is extremely difficult to define and measure. Information technology is the greatest opportunity, although the limitations and potential are not fully understood. Seiersen says that the evidence shows that no killer supply chain strategy exists and that each organization has to define its own strategy. Refinements to this strategy will have to take place by trial and error.

Furniture retailers in South Africa will have to accept the new paradigm in integrated supply chain management. The furniture retailer that acts first in embracing the integrated concept will have a distinct competitive advantage over rivals in the sector for many years.

2.4 The importance of re-engineering the supply chain

The acceptance that a paradigm shift has taken place in supply chain management is the first step for any organisation in unleashing powerful forces. The second step would be to re- strategise and re-

structure supply chains and the traditional management concepts. The concepts of business process re-engineering will form a vital part of any strategic plan and a study of theories and research into supply chain re-engineering would be vital for any furniture retailer to ensure successful re-engineering of the organisation.

Sabath and Frentzel (1997:2) insist that re-engineering based on cost reduction will continue to help certain companies, although few organizations have downsized their way to long-term profitability. Instead, long-lived prosperity lies in revenue growth. Successful supply chain companies often follow one or more of three key growth strategies defined as, customer franchise management, new product development, and channel management. Each of these strategies depends on supply chain innovations. Importantly, to implement these strategic opportunities successfully, a company must have a solid foundation to support it. This includes the ability to consistently and reliably execute supply chain processes that provide superior value to the customer.

Hammer (1998:67) defines re-engineering as the fundamental rethinking and radical redesign of business processes to achieve dramatic improvements in critical contemporary measures of performance such as cost, quality, service, and speed. Hammer sees the supply chain as the cutting edge of contemporary re-engineering.

Gertz and Baptista (1997:6) analysed the growth of supply chain companies and pinpointed key drivers of profitable growth that are common across a wide range of industries from computers to basic manufacturing. The authors found that successful growth companies pursue the following strategies for growth and re-engineer their organisations in the process:

- a) Organisations focus selectively on aggressively developing and managing the most profitable customers.
- b) These organisations become exceptionally effective at rapidly developing large numbers of new products that offer superior value to customers.
- c) They find and develop the most effective ways to connect customer segments with their products and services.

The impact on other parts of the organisation if the supply chain finally adjusts to a higher level, was described by Parker (1962:16), thirty years before substantial improvements will rewrite the supply chain management. Parker writes that improvements in marketing efficiency and reductions in marketing costs still lie in the future, representing a major frontier for cost economies. However this is where there is room for substantial improvement, particularly in the performance of the physical distribution functions of marketing which constitute a major part of total marketing costs.

The revolution within the supply chain would and could be vast for all the subsystems in the organisation. Walker (1994:23-27) reckons that supplier-retailer collaboration is a fundamental distinction between relationships and collaboration. Only when detailed and proprietary information, such as sales and forecasts, is exchanged between supply chain partners does collaboration take place. It is the quality, depth and openness of these relationships, not the quantity, which is important and which leads to true supply chain collaboration.

Sheffi (1990:27-39) shares the same fundamental principles - that the re-engineering of the supply chain will have a vast impact on organisations. Sheffi says that during the 1980's organisations began to examine the viability of developing strategic alliances and partnerships with logistics service providers. These organisations were exploring the 'make or buy' decision within logistics rather than manufacturing. As companies have been confronted with competitive pressures, shrinking budgets, transportation deregulation, and a need to improve customer service levels, they have been contracting some portion of their logistics activities out to third parties.

Hammer (1998:67) further defines the supply chain as inter-company processes and relationships or how pairs of companies, or even larger groups of companies, coordinate their individual activities to make things better for everybody. The author also believes that the next big wave of opportunity lies in knocking down the walls between organisations and their customers, and between organisations and their suppliers.

Superior supply chain strategy and execution are critical enablers for successful growth. Yet the cost-reduction message repeated by senior executives over many years has resulted in logistics managers who are experts at cutting costs and downsizing. The growth imperative requires a new way of thinking. Specifically, today's supply chain managers must understand how to align their operations to support and foster growth.

When re-engineering becomes a reality, organisations have to consider certain key elements to remain competitive. Ganeshan and Harrison (1999:10) describe these requirements as covering two broad categories namely, strategic and operational. As the term implies,

strategic decisions are made typically over a longer time horizon. These are closely linked to the corporate strategy, and guide supply chain policies from a design perspective. Operational decisions are short term, and focus on activities over a day-to-day basis.

Organizations will have to realize that changing the current supply chain process will be no easy task. The changes will have to be managed in conjunction with established procedures of change management. Short term gains might not be so easy to calculate but the long term prospects of a re - engineered supply chain are immense. The full extent of which is currently difficult to pinpoint with exact numbers.

Sabath and Frentzel (1997:3) write that many empirical studies exist that quantify the relation between supply chain excellence and above average growth and outstanding bottom line results. However, very few companies have succeeded without a well - managed supply chain strategy. The researchers have discovered that often the challenge is not so much convincing senior management of the value of supply chain management and explaining its influence on the issues they care about. Rather, the difficult part is helping the organization make the change and re-engineering the business process.

In a study conducted by Sabath *et al* (1997:3), logistics managers were asked to identify their top three barriers to implementing new supply chain approaches. Surprisingly, seven out of ten respondents cited resistance to change as the biggest impediment. To therefore assist organisations in managing change, a culture open to change must be brought about by focussing on three key areas namely communication, participation, and alignment.

The supply chain has a critical part to play in achieving strategic goals as set by management. The proper planning and integration of logistics into the overall strategic plan of an organisation are critical for the long term success of any strategic planning.

Cooper, Innis and Dickson (1995:44) defined strategic planning as a process of identifying the long term goals of the organisation and the broad steps necessary to achieve these goals over the long term, thereby incorporating the concerns and future expectations of the major stakeholders.

According to Pearce and Robinson (1997:3) strategic planning and implementation is a set of decisions and actions that result in the formulation and implementation of plans designed to achieve a company's objective. The importance of proper planning cannot be over emphasised, this even more so in the supply chain where share holder value is often diluted.

The planning and execution of a re-engineering process can be extremely complicated. Organisations have to realise the importance of proper planning and the involvement of strategic partners. Furniture retailers, however, will have to realise that, however painful, the supply chain is in drastic need of change and re-engineering is essential in achieving improved performance.

2.5 Supply Chain Models

Organisations can achieve supply chain excellence through the use of either existing supply chain models, or by developing their own model or by using a combination of the two. Current models in the furniture industry has developed over a number of years and incorporate the

vital issues needed to survive in the industry. Certain problems however persist in supply chain management, the most common ones being slow stock turns, damaged stock, phased out lines, high transport costs and ineffective warehousing and ordering techniques. These problems have persisted over the last few decades. Furniture retailers are still in a daily struggle to reduce stockholdings and order correct merchandise quantities. Different or new models could assist retailers in re-engineering and strategic planning of the supply chain.

Various supply chain models have been developed by researchers over the past decade. The renewed interest in integrated supply chain management is ensuring that research continues. The ideal or perfect model has not yet been developed but groundbreaking work has been done. Different models will be named but only four will be discussed in detail.

Researchers have realised that models must be developed to assist organisations in their search for supply chain optimisation. Stalk, Evans & Shulman(1992:23) write that at a time when cost pressures are pushing many companies to out-source more and more activities, capabilities - based competitors are integrating vertically to ensure that they, not a supplier or distributor, control the performance of key business processes.

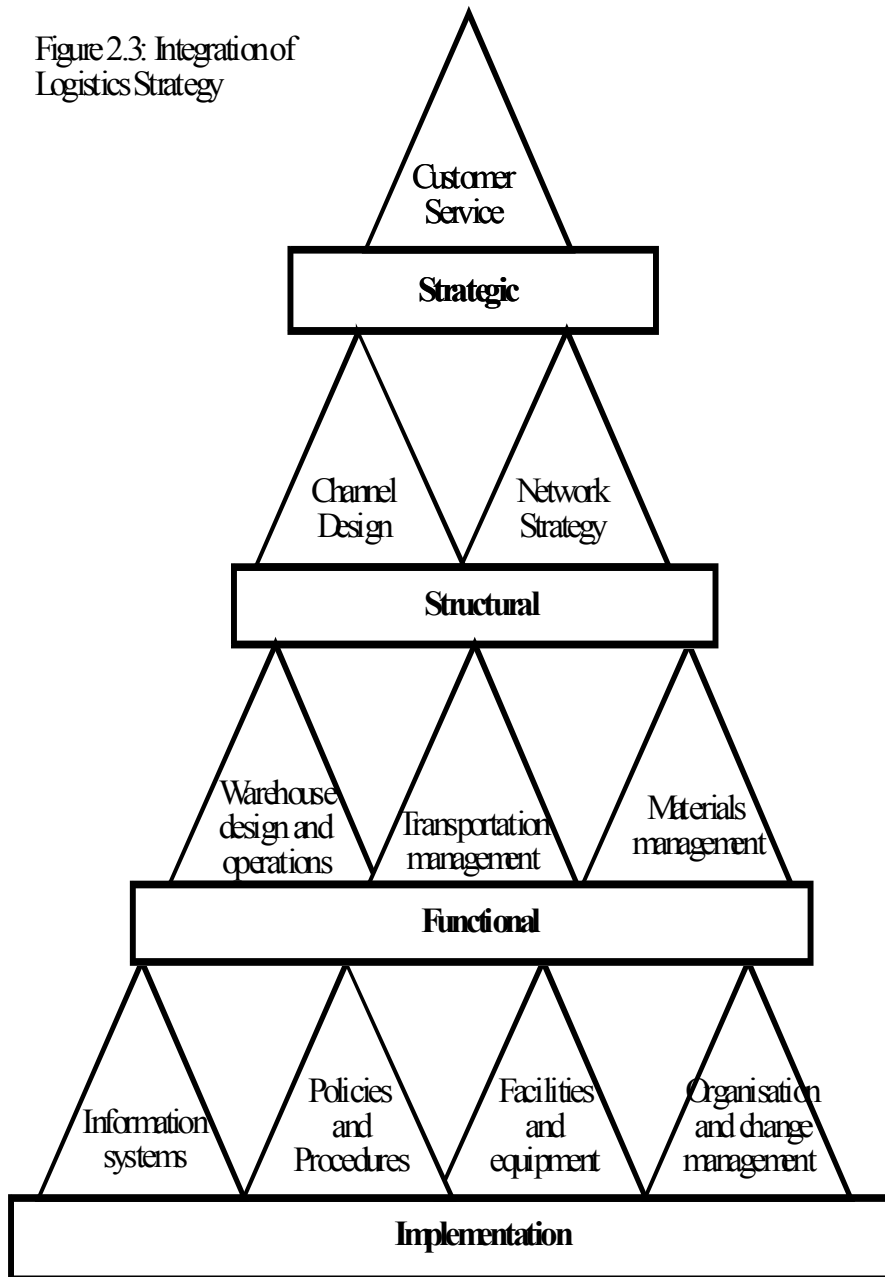
Garvin (1995:201) warns that before setting out to redesign a critical process, a manager first should ask whether the chief problem is quality, cost, or speed of the process or, rather, the fundamental inability of the process to support the strategy.

To assist organisations in ensuring that the components of the logistics system are correctly aligned, figure 2.3 indicates the relationships

between different strategic dimensions in an organisation. The functional and lastly the implementation phase follows. The supply chain models all follow this structure to a greater or a lesser degree. However certain authors have a tendency towards one of the main functions, either strategy or operations.

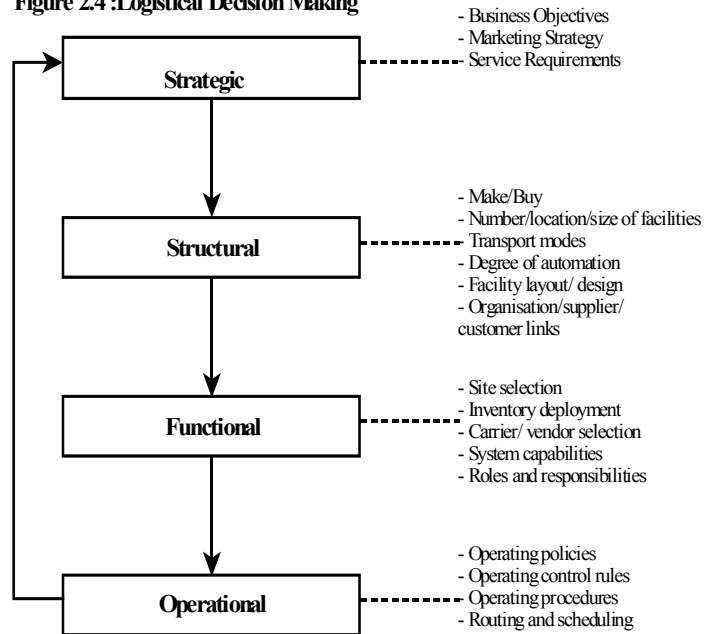
Figure 2.3 clearly indicates that logistical decisions are made hierarchically. As was previous stated structure follows strategy. Figures 2.3 and 2.4 must be seen as a unit complimenting one another. Figure 2.4 illustrates the logistical decision making process. No supply chain strategy can be complete unless each of the ten key areas are integrated.

Figure 2.3: Integration of Logistics Strategy



(Copacino, William C Andersen Consulting Presentation, International Logistics Management and Strategy Seminar, Univ. of North Florida. March 9 - 11, 1992.)

Figure 2.4 :Logistical Decision Making



Source: Copacino William C. Andersen Consulting. Presentation, International Logistics Management and Strategy Seminar, Univ of North Florida. March 9- 11, 1992

Ganeshan and Harrison (1995) write that there are distinctively different models. Firstly there are the models designed for strategic decisions and which are, for the most part, global or "all encompassing" in that they try to integrate various aspects of the supply chain. The models that describe these decisions are huge, and require a considerable amount of data. The authors furthermore state that these models often provide only approximate solutions as they require enormous amounts of data, and have a broad scope of decisions.

The operational models, on the other hand, address the day to day operations of the supply chain. Therefore the operational models are

often very specific in nature. Due to their narrow perspective, these models often consider great detail and provide very good, if not optimal, solutions to the operational decisions. Ganeshan & Harrison further divide operational models into three distinct, categories namely network design, “rough cut” methods and simulation based methods.

Most of the network design methods provide normative models for the more strategic decisions. These models typically cover the location, product, inventory and transportation decisions. The focus is more on the design aspect of the supply chain and the establishment of the network and the associated flows in them.

The network design models determine the location of production, stocking, and sourcing facilities, and plan the routes for product(s) to take through them. These methods tend to be large scale, and are generally used at the inception of the supply chain. Researchers have worked on these supply chain model for decades. The earliest work started in 1974. Geoffrion and Graves (1974:29) introduce a multi-commodity logistics network design model for optimizing annualized finished product flows from plants, to the delivery centers, to the final customers. Geoffrion and Powers (1993:131) later give a review of the evolution of distribution strategies over the past twenty years. They describe how the descendants of the above model can accommodate more echelons and cross commodity detail. Breitman and Lucas (1987:504) attempt to provide a framework for a comprehensive model of a production-distribution system. This design is used to decide what products to produce, where and how to produce it, which markets to pursue and what resources to use.

Cohen and Lee (1985:10) developed a conceptual framework for manufacturing strategy analysis, where they describe a series of stochastic sub- models, that considers annualized product flows from raw material vendors via intermediate plants and distribution echelons to the final customers. Cohen *et al* use heuristic methods to link and optimize these sub- models. In a later research project Cohen and Lee (1989:72) present a normative model for resource deployment in a global manufacturing and distribution network. Global after-tax profit is maximized through the design of a facility network and control of material flows within the network. The cost structure consists of variable and fixed costs for material procurement, production, distribution and transportation. Cohen and Lee validate the model by applying it to analyze the global manufacturing strategies of a personal computer manufacturer.

According to Arntzen, Brown, Harrison, and Trafton (1995:21) provision is made for the most comprehensive deterministic model for supply chain management. The object is to minimize the combination of cost and time elements. Examples of cost elements include purchasing, manufacturing, pipeline inventory, transportation costs between various sites, duties and taxes. Time elements include manufacturing lead times and transit times. Unique to this model was the explicit consideration of duty fees and their recovery as the product flowed through different countries.

The above network-design based methods add value to the firm in that they lay down the manufacturing and distribution strategies far into the future. It is imperative that firms at one time or another make such integrated decisions, encompassing production, location, inventory, and transportation, and such models are therefore indispensable.

The authors further contend that the review shows considerable potential for these models as strategic determinants in the future, but that they are not without their shortcomings. Their very nature forces these problems to be of a very large scale. The models are often difficult to solve to optimally. The models are also largely deterministic and static in nature. The models that consider stochastic elements are very restrictive in nature. Ganeshan *et al* agree that there does not yet seem to be a comprehensive model that is representative of the true nature of material flows in the supply chain.

"Rough cut" methods, on the other hand, give guiding policies for the operational decisions. These models typically assume a "single site" and add supply chain characteristics to it, such as explicitly considering the site's relation to the others in the network. These models form the bulk of the supply chain literature, and typically deal with the more operational or tactical decisions. Most of the integrative research on supply chain management in the literature seems to take on an inventory management perspective. The thrust of the rough cut models is the development of inventory control policies, considering several levels or echelons together. These models have come to be known as "multi-level" or "multi-echelon" inventory control models. The multi-echelon inventory theory has been very successfully used in industry.

Although current research in multi-echelon based supply chain inventory problems shows considerable promise in reducing inventories with increased customer service, the studies have several notable limitations. Firstly, these studies largely ignore the production side of the supply chain. Their starting point in most cases is a finished goods stockpile, and policies are given to manage these effectively.

Since production is a natural part of the supply chain, there seems to be a need with models that include the production component in them. Secondly, even on the distribution side, almost all published research assumes an arborescence structure, for example if a site receives re-supply from only one higher level site but can distribute to several lower levels. Thirdly, researchers have largely focused on the inventory system only. In logistics-system theory, transportation and inventory are primary components of the order fulfillment process in terms of cost and service levels. Therefore, companies must consider important interrelationships between transportation, inventory and customer service in determining their policies. Fourthly, most of the models under the inventory theoretic paradigm are very restrictive in nature. They mostly restrict themselves to certain well - known forms of demand or lead time or both, often quite contrary to what is observed writes Ganeshan (1995).

The simulation method is a method by which a comprehensive supply chain model can be analyzed, considering both strategic and operational elements. However, as with all simulation models, one can only evaluate the effectiveness of a pre-specified policy rather than develop new ones. The traditional questions of what if versus what's best, are asked.

Four models will be presented for more detailed analysis. They are the 'Growth Model', the 'Supply Chain Operations Reference Model (SCOR)', the 'Resource-Event-Agent Business Model (REA)' and the 'Supply Chain Management System Framework (SCMSF)'. The REA and SCOR are what Caneshan *et al* would describe as network design models. The SCMSF can be classified as a 'rough cut' model. The Growth Model however is not classified as a specific model but can be seen as a refreshing approach to supply chain management.

2.5.1 The Growth Model

This model developed by Poirier (1998) consist of four different levels through which an organisation must progress to obtain supply chain excellence. These levels are, sourcing and logistics, internal excellence, network construction and industry leadership.

The sourcing and logistics stage is the first level of supply chain progression, and the emphasis is on reducing sourcing and logistics costs. The organisation selects a driver to lead the effort. These drivers are conscripted by a more senior leader intent on driving down the cost of purchased goods. The driver generally displays a reluctance to be proactive.

Normally a special project or two is thrown in to redesign some part of the supply chain relationship. The tools used at this stage revolve around team building and development techniques, as team members use their functional experience and expertise to uncover savings that had eluded the organisation. Some companies conduct idea exchanges with a controlled number of key suppliers. Usually, these deliver good results. Novel suggestions on how relationships could be improved lead to real savings for both parties. An offshoot of this effort finds problem - solving teams being formed to discover root causes of poor performance or to look for new ways to perform old jobs.

There is no real model guiding the efforts on the first level. Typically, the teams are simply looking for quick hit savings as a means of justifying their programs and activities. Some preliminary alliances may be formed with a few trusted suppliers that are given larger positions

as a reward for major cost concessions. Any training that does take place relies on team techniques.

The biggest concern at this level is to make certain the improvements are real and not just a temporary exchange of costs from buyer to seller that are transferred back to the buyer at a later date.

The second level, the internal excellence stage, utilises the chief information officer as a driver and introduces a new dimension to information technology's role in the supply chain. The power of this vital function is brought to bear in designing leading edge systems and processes that lead to both internal excellence and more satisfied customers. The expected benefits come from a prioritized list of improvement opportunities that become the means to introduce elements of continuous improvement to the effort.

Companies at this level design tool kits with useful benchmarks showing the gap between their current performance and best practice. The demonstrated best practices are documented and studied to guide the teams in their quest for excellence. Plant and site visits to the acknowledged leaders become part of that effort. Business process re-engineering becomes a rallying cry, as business process re-engineering techniques are applied to root out the non-value adding features of supply chain activities. Activity-based costing is usually employed to show just how wide the gaps really are while pinpointing opportunities for real improvement.

Despite the tentative attempts to reach outside of the organization, the level two focus remains largely internal. Accordingly, the teams are exhorted to deliver savings to the company. As the constant hammering for improvement continues, some suppliers begin to lose

interest in the initiatives, particularly if they don't see anything in it for themselves. This fact is lost on some companies, as the drive for internal improvement takes precedence over the more beneficial approach of shared savings.

A model for success begins to emerge from the level two initiatives, but it is intra enterprise in nature. Thus, the emphasis remains on how to improve the performance of the company and not the total supply network. This is the basic shortcoming of the second level of progression. So much effort is expended on internal excellence that some companies become experts on processes not valued by the customer or end consumers.

Training remains largely underdeveloped at this level. But as organizations begin to recognize that the supply chain can be a defining market differentiation, leaders begin to step forward to deliver that message.

The third level which is the network construction stage, is seen as a division that separates the internal and external stages of the supply chain evolution. Those firms at level one and two work relentlessly on internal excellence, overlooking the opportunity to partner with external organizations to attain a better total network solution. Those organizations that remain mired in the internal supply chain stages will continue to focus attention on redesigning the corporation, typically using re-engineering techniques. In short, they maintain an intra enterprise view of progress.

The companies on level three and four, realize that to fully satisfy the ultimate consumer, they need to redesign the supply chain network, of which each company is only one link. They strive to combine their

strengths with others to develop a value chain constellation of working partners that creates a competitive advantage over other competing networks. As their mutual efforts progress, an important message emerges. The future does not belong to any single firm, no matter how large or well entrenched in a market. Instead, it belongs to the network of linked firms that concentrate joint resources on specific markets and consumers.

Core competencies are objectively reviewed, without the usual emotion that surrounds this exercise. Based on that review, decisions are made on where to manufacture a component or provide a service. If a company can find a supplier better able to make a part of the finished product or perform an essential service, that activity is outsourced accordingly.

Once the supply chain's weak links have been addressed, the focus shifts to forecasting, collaborative planning, customers and services, targeted market opportunities, electronic commerce, and inter-enterprise objectives. This shift is critical as demand chain factors become linked to the supply chain. The need for forecasts evaporates as the linked organizations begin to work from information on actual consumption and not data created for financial purposes. These organizations connect their computers to communicate consumption activities across the network quickly. Replenishment comes directly from manufacturing and not from buffer stocks.

New tools appear at this stage to help produce realistic metrics with meaning for the consumer and not the manufacturer. Eliminating out of stock incidents, reducing returns, having available to promise inventory, and achieving other network oriented measures rise in importance over internally focussed indicators. Mutual databases are

mined deeply to find any information that will help in selling and servicing consumers. Sales force automation and data based marketing become realities in this stage, as real data help the network focus on the consumers of choice.

The action area at level three moves from localized sectors to the total organization. The linked companies look both inwardly and outwardly across their network to determine where resources are best applied to build the desired competitive advantage. Companies that formerly viewed one another as adversaries begin to sit down and talk about mutual investments in leading edge technology and equipment to capitalize on targeted market segments. The value chain constellation starts to come together as joint resources are applied to cross organizational teams pursuing the highest priority opportunities; opportunities that result in better asset utilization and profitable revenue growth.

Advanced cost models are applied, as the teams work from meaningful activity based costing data that clearly show the impact of their actions on the extended supply chain. With the help of data, the effort moves forward to concentrate on those processes that will differentiate the constellation from competing networks. The reach is across the full enterprise of interaction, from initial supply to final consumption and recycling.

Partial alliances are formed with key constituents at the third level. These tend to be characterized as partial primarily because of the difficulty organizations have in accepting assistance from the outside and generating the necessary level of trust. Usually, these alliances are made with the most important suppliers, a few key distributors, and one or two major customers. Pilot projects are often conducted to test

the validity of the new concepts and to find strategic advantages. The idea is to prove the concept's worth and show doubters the value of an external focus.

Training programs that address the requirements of this network construction stage do not really exist. They have to be created as organizations look for help in how to team up and partner across a value chain constellation.

The last stage, which is the industry leadership stage, needs three ingredients. They are imagination, determination, and technology. A company with a culture steeped in traditional thinking will have great difficulty moving to this level. The people will continue to insist that control is more important than innovation, that taking credit for any improvement outweighs finding new techniques that work, that the only good ideas are the ones developed internally.

In this final stage of evolution, the driver has to have management teams determined to make the value chain constellation work and committed to dismantling those boxes of traditional thinking. The team will push for the kinds of off - the - wall ideas that create tomorrow's solutions. These teams will seek the rich rewards that follow network superiority. Profitable revenues will flow to the industry leader because consumers will deal with no other network.

Critical needs are met by diverting the flow of important sub-assemblies or special parts, or by augmenting existing resources with additional ones. Safety stocks are reduced to absolute minimums. Forecasting disappears because the value chain members are working from actual consumptions. Working capital is reduced for the

organisation as the safety and buffer stocks are pared down to absolute minimums.

Global demand and supply linkages become the guiding principles as sourcing and delivery are accomplished around the world. The global market is the defining model as the value chain members leverage their network capabilities to focus on targeted consumers. The previous stage's tentative alliances are now solidified into joint ventures as mutual capital investments build on the network advantage. The training that began at level three is now developed more holistically to embrace all of the alliance partners, to identify even more improvement opportunities, and to keep innovations coming that will keep the value chain well ahead of the competition.

2.5.2 The Supply Chain Management System Framework (SCMSF)

The (SCMSF) is defined as a fundamental business system that integrates internal company resources to manage and work effectively with external suppliers. The objective is to enhance the company's performance through improved manufacturing capability, market responsiveness and customer-supplier relationships.

The SCMSF is a development tool and a best practical model based on a functional model of the Supply Chain Management (SCM) system. This functional model is a prototype for achieving excellence in SCM practice. It provides a coherent vision and language that can sustain the development of a well-integrated system. The framework comprises several components, which embody key functions and best practices. Supporting the overall performance of the SCMSF system are enabling organizational behaviors, the SCM enablers. Running through the framework are a number of operating and organizational

principles. Key to these are certain concepts. Concepts that are used are total costs vs. price, process or value chain analysis versus functional and a cross-functional, team approach with strategy and planning to align with overall business objectives and a culture of continuous improvement.

The seven SCM components represent business processes, not organizational structure in supply chain management. Each component is a bundle of business processes and practices organized conceptually around common themes. Collectively the components include all the activities required for successfully managing and working with suppliers in a manner well - integrated with and in support of the company's overall market and financial objectives. The components are SCM leadership, SCM strategy, operational planning, business relationship management, order-to-delivery processes, SCM quality and performance management and SCM human resource development.

The framework and its components are not prescriptive. It specifies the types of processes and practices a company should have in place to accomplish SCM but it does not specify how to deploy those practices or how relevant they are to a particular company. Companies may accomplish these tasks through a matrix of cross-functional teams that is superimposed on a traditional departmental structure. Companies may also create new organizational structures that incorporate the required skills and knowledge to support an entire bundle or component. The specifics of how the work is organized and deployed is dependent on strategic needs, market conditions, and organizational history and culture.

The six SCMSF enablers drive overall performance of the SCM system over time. The SCM enablers have been carefully conceived and defined to embody behaviors and approaches that allow, encourage, and reinforce a firm's achievement of high performance SCM practices. The enablers are, alignment, measurement, participation and involvement, customer-supplier focus, design and periodic review.

The enablers work throughout the SCM system and across all the components. Most, if not all, work throughout the entire company. The enablers are important underlying elements of the company's overall culture. The processes and practices of supply chain management are difficult, if not impossible, to implement without the underlying enabling behaviors. Supply chain management is, at its core, a cultural and behavioral system and mindset, which is a difficulty that companies could face in its implementation.

The framework embodies a number of characteristics of high performance business systems. This can be seen in the ways in which the framework incorporates the concepts of business results focus, a customer and market focus, market responsiveness and agility a system rather than a personality focus, management by fact, continuous improvement leadership, employee involvement and participation, strategy and planning, technological change, supplier involvement and participation, process vs. functional orientation and cross-functional, team-based work. Underlying the whole framework is its direct connection to the overall business objectives of the firm and to its customers. This is expressed through the connection between the SCM strategy and the overall market and manufacturing strategies of the company.

2.5.3 The Resource-Event-Agent Business Model (REA)

REA refers to the Resource-Event-Agent business model. The REA was originally designed for accounting. Haugen collaborated with McCarthy to extend REA for supply chain management. The key extension was the dependent demand relationship as defined by material requirement planning systems. As a semantic web, REA can link economic events together across different companies, industries, and nations. The links are activity-to-activity or agent-to-agent or person-to-person, not just company-to-company. This means each individual in a REA supply chain can be linked directly to each other individual.

The REA is a minimal model. McCarthy and his colleagues have spent years distilling business relationships down to the smallest set of objects required to do the job. Other data may well be required in particular industries or situations, which the REA model permits, but there is no extra baggage to get in the way.

Alternatively, other control mechanisms such as blanket releases or electronic kanbans may be substituted without changing the basic REA model. It is easier to adapt a minimal model which provides for extensions, than a complicated model with assumptions that do not fit particular situations. The difference has been experienced where costly projects have been required to work around traditional purchasing software in fast-moving supply chains.

As computer networks interconnect an increasing proportion of the businesses of the world, the Internet makes possible new ways of doing business. The new ways are much speedier than the old. The existence of the internet changes everything. None of the existing

enterprise software is a fit platform for dialogue with the other enterprises in the market space, even with the additional help from hubs and portals. The use of paper documents or their electronic equivalents, are too slow to keep up with the accelerated pace of the most wired businesses, yet most internet business applications are still based on the same old paper documents.

The REA business model contains an object called a stock flow that is the equivalent of a hyperchannel for business messages. REA stock flows can connect all of the activities in a multi-company supply chain in one simple and uniform way. The one end of a stock flow hyperlinks to the previous activity, the other end hyperlinks to the next activity.

An enterprise system, such as Enterprise Resource Planning (ERP) is a system for a single company, attempting to integrate most of the business activities within that company. A supply chain almost always spans across multiple companies, but involves only a relatively few people and resources within each company. One enterprise may be involved in many supply chains, for different product lines or different markets for the same product line. A supply chain semantic model is a model of the information flows that accompany the real world supply chain material flows, the demand flows, the material movements, the process activities, and the cash flow. The advantages for using REA are:

- a) REA is a public-domain, non-proprietary model, anyone may use it without restriction;
- b) REA models can cover whole supply chains across multiple companies;

- c) The REA model handles all kinds of activities, manufacturing, transportation, purchasing, etc;
- d) REA is also the links between activities, in a uniform way;
- e) REA is a semantic web that can maintain persistent links across all activities in a multi-company supply chain until the chain's work is done;
- f) The REA model handles all resources, products, cash, labor and machines in a consistent way;
- g) The internet hosted REA supply chain model can communicate information across multiple companies in any direction in seconds;
- h) A REA supply chain model readily accomodates an event driven business system;
- i) The REA model has been validated for correctness by peer review in the leading accounting journals, and accounting is among the most meticulous of business professions;
- j) The REA model accommodates continuous updates of accounting and performance reports of any kind;
- k) A REA model can encapsulate other business models and use them as subsidiary components;
- l) A REA semantic web would not need to be developed all at once (in an impossible engineering feat), it can be developed by piecemeal growth; as long as a core standard is preserved;
- m) A REA supply chain model can work well with other systems; and
- n) A REA model can perform planning functions like MRP and APS itself, or it can delegate these functions to other systems.

2.5.4 The Supply Chain Operations Reference Model(SCOR)

Effective management of supply chain operations is a critical factor in any company's ability to compete effectively; joining product quality and time-to-market as a key competitive differentiator. Success for many companies depends on their ability to meet increasing customer demands for delivery and flexibility. Demands that require rapid implementation of a constant stream of product and process changes. Companies that understand the importance of supply chain management are emerging as the success stories in the global marketplace. Process reference models integrate the well - known concepts of business process re-engineering, bench marking and process measurement into a cross functional framework. This allows companies to use common terminology and standard descriptions of the process elements that constitute the complex management process; to deploy benchmark and best practice information to determine performance goals, set priorities and quantify the benefits of targeted process changes; to understand the overall process and evaluate performance against the achievements of competing firms inside and outside their industry; to identify the software tools best suited for their process requirements and map available software products to standard process elements.

Once a complex management process has been captured in a process reference model, it can be clearly described, communicated consistently and redesigned to achieve competitive advantage. In addition, given the use of standard measurements for process elements and activities, the process itself can be measured, managed and controlled, and can be refined to meet a specific purpose. The SCOR model is a process reference model developed specifically for integrated supply chain management. The model focuses on the four

core operations processes namely, plan, source, make and deliver. This encompasses the supply chain from a supplier's supplier to a customer's customer.

In traditional process modeling, a high level process is broken down into a set of process elements, which are in turn broken down into sets of tasks and finally into specific activities. These hierarchical models are typically used to describe a specific combination of process elements which reflect a specific process configuration. Process reference models apply hierarchical modeling techniques to define a basic process type, such as the supply chain, in a way that facilitates development of specific configurations. SCOR is defined in increasing detail as the process elements are broken down through level one (process types), level two (process categories), level three (process elements) and level four (tasks and activities). It is not defined within the standard model, where the company-specific implementation takes place.

Companies that have used SCOR have found that as a result of applying the SCOR framework, the company is now able to selectively prioritize implementation of specific practices based on strategic importance. At the same time, it can set performance targets, identify associated information requirements and continue to align functional and organizational linkages. Project participants found that use of the model provided a common language and process descriptions that enabled immediate consensus regarding the appropriate supply chain configuration. Interdependencies and functional interactions were highlighted immediately through development of the supply chain map.

2.6 Key Factors for supply chain success

The complicated nature of supply chain design forces organisations to install certain precautions against possible failure. Certain aspects are currently an inherent part of the existing supply chain practise in the furniture industry. However the researchers Gertz and Baptista (1997:153) suggest that although strategies are important, they cannot deliver their full potential without certain organizational capabilities which the authors refer to as foundations for growth. Companies must master and link all three growth foundations. These growth foundations can be defined as follows:

- a) Competitively superior value as determined by customers. As a primary interface point with the customer, supply chain management can offer value in the form of competitively superior delivery and value added services, as defined by customers. In this way, the value foundation translates to customer service excellence. Concurrent with the downsizing and engineering efforts of the past decade, customer service re-emerged as a key management priority for a wide range of manufacturers. But for many companies, meeting basic service requirements and achieving customer satisfaction are still the primary goals.

- b) Comparatively superior economics across the value chain. After defining the supply chain, the next step is to thoroughly understand the economic levers, i.e. the cost elements that have the largest impact on supply chain economics. The final step to improving supply chain economics is to become more agile in order to adapt to the changing marketplace. To maintain

superior economics, companies must continuously reinvent themselves. In doing so, they need to strive for speed and flexibility in everything they do, information flows, reduced cycle times, flexible manufacturing, minimal inventories, and integrated inter-company supply chains.

- c) Consistently superior strategy execution via organizational alignment. Traditional logistics departments typically strive to link the family of underlying functions as a way of overcoming the silo effect. But growth requires a supply chain organization and business processes that do more than just link functions. Through process redefinition and a horizontal management structure, supply chain management can integrate interdependent processes and their supporting internal specializations, with external customers and suppliers. Conversely, functional silos or traditional logistics organizations lack these processes and level of integration. This shortfall often results in conflicting objectives, priorities, and measures and can lead to uncoordinated actions that inhibit the effective execution of supply chain strategies

Managers increasingly find themselves assigned to the untenable position between customers mounting demands and the company's need for growth and profitability writes Anderson, Britt & Favre (1997:23). Managers have learned that they can keep the balance and, in fact, achieve profitable growth by treating supply chain management as a strategic variable. According to Anderson *et al* these managers recognize two important things. First, the supply chain as a whole and secondly the links involved in managing the flow of products, services, and information from their suppliers' suppliers to their customers' customers.

Secondly, they pursue tangible outcomes focused on revenue growth, asset utilization, and cost reduction. Rejecting the traditional view of a company and its component parts as distinct functional entities, these managers realize that the real measure of success is how well activities co - ordinate across the supply chain to create value for customers, while increasing the profitability of every link in the chain. They also reflect a holistic approach, viewing the supply chain from end to end and orchestrating efforts so that the whole improvement achieved in revenue, costs, and asset utilization is greater than the sum of its parts.

The failures in supply chain management have a consistent profile. Anderson *et al* (1997) state that they tend to be functionally defined and narrowly focused, and they lack a sustaining infrastructure. The authors visited various organizations to determine the reason as to why they were successful. Seven fundamental principles were established from this research:

- a) Principle 1: Customers are segmented on the service needs of distinct groups and adapt the supply chain to serve these segments profitably. Segmentation has traditionally grouped customers by industry, product, or trade channel and then taken a one - size - fits - all approach to serving them averaging costs and profitability within and across segments.
- b) Principle 2: Customize the logistics network according to the service requirements and profitability of customer segments. Companies sometimes take a monolithic approach to logistics network design organizing their inventory, warehouse, and transportation activities to meet a single standard. For some,

the logistics network has been designed to meet the average service requirements of all customers, for others, to satisfy the toughest requirements of a single customer segment. Neither approach can achieve superior asset utilization nor accommodate the segment specific logistics necessary for excellent supply chain management. The networks will require more robust logistics planning enabled by real time decision support tools that can handle supply flow through distribution and more time sensitive approaches to managing transportation.

- c) Principle 3: Listen to market signals and align demand planning accordingly across the supply chain; ensuring consistent forecasts and optimal resource allocation. Forecasting has historically proceeded silo by silo, with multiple departments independently creating forecasts for the same products, all using their own assumptions, measures, and level of detail. Many consult the marketplace only informally and few involve their major suppliers in the process. The functional orientation of many companies has just made things worse, allowing sales forecasts to budget for growing demand while manufacturing second guesses how much product the market actually wants. Like all the best sales and operations planning this process recognizes the needs and objectives of each functional group but bases final operational decisions on overall profit potential.

- d) Principle 4: Differentiate products closer to the customer and speed-up conversion across the supply chain. Organizations have traditionally based production goals on projections of the demand for finished goods and have stockpiled inventory to offset forecasting errors. These firms tend to view lead times in

the system as fixed, with only a finite window of time in which to convert materials into products that meet customer requirements.

While even such traditionalists can make progress in cutting costs through set - up reduction, cellular manufacturing, and 'just-in-time' techniques, great potential remains in less traditional strategies such as mass customization. For example, organizations striving to meet individual customer needs efficiently through strategies such as mass customization are discovering the value of postponement. Realizing that time really is money, many manufacturers are questioning the conventional wisdom that lead times in the supply chain are fixed. They are strengthening their ability to react to market signals by compressing lead times along the supply chain, speeding up the conversion from raw materials to finished products tailored to customer requirements. This approach enhances their flexibility to make product configuration decisions much closer to the moment demand occurs.

- e) Principle 5: Manage sources of supply strategically to reduce the total cost of owning inventory. Determined to pay as low a price as possible for finished goods, retailers have not traditionally cultivated warm relationships with suppliers. Excellent supply chain management requires a more enlightened mind set.

While retailers should place high demands on suppliers, they should also realize that partners must share the goal of reducing costs across the supply chain in order to lower prices in the marketplace and enhance margins. The logical extension of this thinking is gain - sharing arrangements to reward

everyone who contributes to the greater profitability. Some companies are not yet ready for such progressive thinking because they lack the fundamental prerequisite. This is a sound knowledge of all their commodity costs, not only for direct materials but also for maintenance, repair, and operating supplies, plus the money spent on utilities, travel, temps, and virtually everything else.

- f) Principle 6: Develop a supply chain wide technology strategy that supports multiple levels of decision making and gives a clear view of the flow of products, services, and information. To sustain re-engineered business processes, many progressive companies have been replacing inflexible, poorly integrated systems with enterprise wide systems. One study puts 1995 revenues for enterprise wide software and service, provided by such companies as SAP and Oracle, at more than \$3.5 billion and projects an annual revenue growth of 15% to 20% from 1994 through to 1999. Many of these companies will find themselves victims of the powerful new transnational systems they put in place.

- g) Principle 7: Adopt channel spanning performance measures to gauge collective success in reaching the end user effectively and efficiently. Evaluation of internal performance forces companies to look inward and apply any number of functionally oriented measures. Supply chain managers have to take a broader view, adopting measures that apply to every link in the supply chain and include both service and financial metrics. Firstly they measure service in terms of the perfect order i.e. the order that arrives when promised, complete, priced and billed correctly, and undamaged. The perfect order not only spans the

supply chain, as a progressive performance measure should, but also views performance from the proper perspective, that of the customer. Secondly supply chain managers determine their true profitability of service by identifying the actual costs and revenues of the activities required to serve an account, especially a key account.

While the seven principles of supply chain management can achieve their full potential only if implemented together, these principles may warrant early attention because the savings that can be realized from the start can fund additional initiatives. Creating a data warehouse to store vast amounts of transnational and decision support data for easy retrieval and application in annual negotiations consolidated across six divisions cut one manufacturer's operating costs enough in the first year to pay for a redesigned distribution network and a new order management system according to Anderson *et al* (1997).

2.7 Information Technology

The importance of and phenomenal growth in information technology has stunned everybody. Robson (1994:35-40) defines Electronic Data Interchange (EDI) as allowing the exchange of business information between the computers of different organisations, regardless of size, make or location. EDI is best described as a process involving computer application to computer application communication based on agreed message standards without human intervention.

Ghobadian, Lui, and Stainer (1994:24-27) see the benefits of information technology to retailers as a reduction in order cycle times, reduction in stock holding requirements, reduction in telephone and stationary costs, accurate and efficient order transmission, sharing of

management information, and the integration of the order invoicing matching system. Perceived benefits for suppliers are accurate data, reduction in queries, improved invoice processing and removal of key problems.

In the late eighties, Thornton (1989:44) realised the benefits of information and technology in order to realise the full business benefit of just- in- time. Information technology is not sufficient to merely integrate conversion and supply activities. Information technology is necessary to align all functions so as to synchronise the business to customer requirements. The objective, therefore, should be to understand how sales and marketing activities can accentuate variability and equality and how these activities can positively smooth demand, enabling information technology to achieve an easier match between manufacturing flexibility and market viability.

Oddy (1993:02) and Bamfield (1994:01) both write about the importance of technology. Oddy states that in view of the logistical problems of adopting close quick response relationships with a large number of manufacturers, retailers may concentrate on those who are most responsive in adapting themselves to the new operational logic (EDI). Understanding and applying the full implications of EDI may therefore prevent competitive disadvantage even if information technology does not provide competitive advantage.

In his research Freeman (1998:3) found that companies realize that improving relationships with information technology suppliers and customers requires a commitment to information technology, integrated systems and improved communication. More than 87 percent of companies said they viewed information technology as a critical strategic tool, but when asked about their satisfaction with

information technology and current supply chain technologies, most noted slight dissatisfaction. A gap exists between the strategic requirements of information technology solutions and their current ability. However, the satisfaction with information technology has improved compared to previous survey results.

Respondents are of the opinion that information technology systems are much better integrated in non supply chain functions, than within supply chain operations. Twenty-five per cent of the companies have to some extent integrated their information technology systems concerning supply chain processes with those of suppliers or customers. The automotive industry has integrated information technology systems more than any other industry. Distributors (retail/wholesale) have integrated more than manufacturing companies. Companies spend between one per cent to two per cent of their gross sales on information technology. All industries expect an increase in information technology spending within the next three years. Nearly all companies expect a dramatic increase in the requirement of EDI and bar coding by their suppliers and customers in the next three years.

Major challenges arise as organizations try to make the move to an extended supply chain management strategy with its requirement of the right mix of technology, process and organizational change. Sewell (1999:1) is further of the opinion that extended supply chain models also requires a higher level of integrated information flows along the supply and demand continuum. Collaborative planning and operations require shared commitment, people, processes and technologies. To date, supply chain management implementations have been typically ERP based and Y2K driven. Until recently, ERP solutions have offered limited supply chain functions. Information technology

implementations focused on a single function within a single enterprise. Therefore, specialist software vendors have provided critical supply chain management capabilities, that are often absent in traditional ERP systems.

The first wave of technology installations driven by supply chain integration strategies are currently being implemented. These new solutions feature supply chain decision support and are usually installed by multiple vendors, complicating the software integration and interfacing task. These strategies require the co - ordination of multiple planning and execution processes to meet the challenge of rolling out cross functional integration across global supply chains. Several new integration applications are now entering the marketplace to help ease the integration effort.

Sewell (1999:3) further says that it is important to note that while the supply chain management market will grow substantially, the split between ERP and the independents is likely to be 60/40 in the next three years. Therefore, creating a complete solution means integrating multi - platform products. Supply chain strategies for collaboration and synchronization will drive new processes and technical capabilities. No one solution will fit every organization. Systems will be delivered in several different ways, including the single vendor model, multiple vendor models, collaboration models which integrate vendor software across the supply chain and synchronization models which co - ordinate decision making to create high performance supply chains.

Advanced synchronized planning across the extended value chain increases responsiveness at reduced costs through timeous, collaborative sharing of demand and planning information across

multiple enterprises. Ensuring that all resources are efficiently aligned to support end demand. The business benefits of technology enabled supply chain wide planning far outweighs the challenges of implementing such a multi functional, inter organizational change. Measurable improvements to shareholder value result from effective synchronized supply chain planning which focuses on the customer and manifests itself as substantially less inventory, better turns and asset utilization, lower returns and much improved customer service levels.

A second, equally important area to examine is supply chain execution. Once the correct business tactics have been determined in the planning step, supply chain execution becomes the next critical stage. Often, mission critical elements of fulfillment have been outsourced and are out of a company's direct control. A continuous communication framework is required among the members of the supply chain. Order tracking is the first step in establishing control and predictability in the supply chain according to Porter (1998:13).

Kilpatrick (1999:33) is of the opinion that there are a number of obstacles to achieving breakthrough performance for the supply chain. Firstly, few companies have established a management environment that supports the integration required for effective supply chain management. Instead, they remain functionally oriented with limited cross-functional teamwork and a lack of trust and credibility between the supply chain and sales organizations.

Secondly, new skills are required to effectively manage the flow of materials, information and funds across the supply chain. Strategic planning and financial planning are the skills most lacking in supply chain management today. As a result, most supply chain information

technology initiatives are strictly cost focused. Very few organizations take a value based management perspective of supply chain performance that assesses the impact of information technology initiatives on revenues, costs, investments, and cash flows in ultimately improving shareholder value.

As is the case with the supply chain overall, technology must be enhanced, however many companies have no strategic plan for their supply chain information systems. Companies have installed a variety of systems to accomplish a range of objectives, but in many instances, there has been little coordination of these efforts. The result is a failure to lever the capabilities of an integrated supply chain system. The lack of an over - arching strategy for the information systems facilities for the supply chain can cause the benefit of such systems investments to be isolated and not have a profound effect on the supply chain overall.

Metz (1998:56) identifies further factors that enable the development of the supply chain. The author writes that no other factor has had as much to do with the development of supply chain management as the advance in key technologies. The improvements have brought about agile manufacturing, cheaper and more reliable transportation, a wide bandwidth global communication, and powerful information processing. This, in turn, is enabling organizations to co - ordinate multiple supply chain functions; responding ever more frequently and rapidly to changes in the market, business environment, and product design.

The competitive urge has inspired organisations to implement these technology advances swiftly. Thus, rapid technology advances have made SCM a fast moving, sometimes breathtaking, field. The doubling of semiconductor performance every 18 months or so has been going

on for decades. Over and over, a new development has overcome what seemed to be looming barriers to such rapid advancement. This pace will continue. Massive multi - stage supply chain analytical problems currently take a long time to solve on very large and expensive computers. As a result, they are solved only occasionally and then only for planning purposes. In the future, these problems will be solvable in minutes or seconds on affordable operational computers, making such analyses an everyday part of real time supply chain operations management.

2.8 Measurement of supply chain success

In the complex and often highly unpredictable modern economy it is of outmost importance that management maintain profit growth and return on investment. Mature markets, international competition, high cost of labour, low productivity and a highly regulated labour market, currency devaluation, high interest rates and shrinking disposable incomes are making this task even more difficult. The management of an organisation must be on a constant look out for improvement opportunities in cost and increase sales.

According to Lambert and Stock (1993:6), logistics has the potential for profit improvement that few other areas have, because the cost of logistics can exceed twenty five percent of each rand at the manufacturing level. The supply or logistics function has therefore to be managed as an integral part of the organisation. Lambert & Stock(1993:39) further define integrated logistics management as the process of minimizing the total costs of transportation, warehousing, inventory, order processing and information systems, and lot quantity cost, while achieving a desired customer service level.

To obtain acceptable returns on gross assets and maximise cash flows the top management in a retail environment has two options. The first is to reduce the accounts receivable, therefore increasing the cash flow, and secondly, reducing the investment in inventory. The reduction in either of these will substantially improve cash flow as well as improving the proportional ratio's return on investment and return on gross assets.

However, if the reduction of the assets were so simple, this dissertation would not be necessary. A simple reduction in the level of inventory can significantly increase the cost of logistics, if an organisation has current levels of inventory that allows the organisation to achieve the least total logistics cost, for a desired level of customer service.

The one method that management can utilise to evaluate whether the proposed system change will influence profits is the strategic profit model (Figure 2.5) suggested by Stock and Lambert (1993). This model shows that return on net worth (return on investment plus retained earnings), is a function of three controllable factors: net profit, asset turnover and financial leverage. The definitions for these are as follows:

This figure (2.5) is not available!

- a) Net Profit: Net profit as a percentage of sales measures how effectively and efficiently products are purchased and sold. Net profit alone however is, not sufficient. One would need to know sales volumes as well as required investments for various sales levels. The utilization of assets should also be evaluated.
- b) Asset Turnover: Sales divided by total assets indicates how efficiently assets are employed to generate sales.
- c) Return on Assets: Determined by multiplying the net profit margin by asset turnover. This relates profitability to the value of the asset employed and remains the best single yardstick of corporate performance. It allows different companies to be measured against each other irrespective of the industry segment.

- c) Financial Leverage: This is calculated by dividing the total assets with the organisation's net worth. This measurement is designed to calculate management's outside use of financing to increase a firm's return on net worth.
- d) Return on Net Worth: Equal to net profit divided by shareholder's equity.

The authors argue therefore that an organisation only has to follow the model to establish the financial success of supply chain management decisions.

Although financial statement analysis is a highly useful tool, it has two limitations according to Garrison & Noreen(1997:788). The limitations are firstly that differences in accounting methods sometimes make it difficult to compare results and secondly that ratios are a good starting point but that they should only be regarded as tentative in nature. Other sources of data should also be used.

Garrison & Noreen (1997:788) further identify two methods of financial statement analysis. The horizontal shows changes between years in currency and percentage form. The second is trend analysis. Trend analysis state several years financial data in terms of a base year. The base equals 100%, with all other years stated as some percentage of this base. The most basic of statements to use is the balance sheet and income statement. The authors also identify other methods to establish how well the organisation is doing. The most commonly used of these are:

- I. Earnings per share = $(\text{Net income} - \text{Preferred dividends}) / \text{number of common shares outstanding}$.
- II. Price earnings ratio = $\text{Market price per share} / \text{earnings per share}$
- III. Dividend payout ratio = $\text{Dividends per share} / \text{earnings per share}$
- IV. Return on total assets = $\{[\text{Net income} + [\text{Interest expense} \times (1 - \text{Tax rate})]] / \text{Average total assets}$.
- V. Current ratio = $\text{Current assets} / \text{current liabilities}$.

Organisations, shareholders and investors all use different models and formulae, depending on the available information, the reasoning behind the investment decision or the strategic intent. The main purpose of any organisation remains to add economic value. If this economic value added (EVA) is not positive or maximised by the management. The basic rule of existence of the organisation is being violated.

2.9 Conclusion

Effective Supply Chain Management is a subject that eludes many an organisation. Most organisations utilise a supply chain in some or other format. For organisations to fully understand and study the supply chain or any other part of the organisation, it is important to understand that organisations are viewed as open systems. The contingency theory forms the basis of study and improvement of any or part thereof the organisation. The organisation acts as a transformation system where inputs, for example materials and labour, are processed to deliver outputs such as products and services. The organisation forms part of a continuous feedback cycle.

Organisations are starting to realise the huge advantages that can be had from effective supply chain management. Demand and inventory management are seen as the most important factors. Supplier and customer involvement as well as levels of outsourcing are very low. But organisations are realising the importance of technology in the new paradigm. Although these organisations are not yet investing sufficient funds in supply chain technology the awareness is there and it is only a matter of time before the momentum reaches critical mass.

Companies can be classed into four categories of supply chain management skill. The first two levels are where organisations are internally focussed, with a decisive movement towards external focus during the latter stages of growth. The cost savings that can be obtained through the supply chain translates into a ratio of approximately 2:100, savings to growth, in sales growth. Thus showing the true potential of effective cost savings in the supply chain.

Organisations have to realise that in many instances the supply chain will have to be completely reinvented. Especially in terms of

management structures and liaisons between suppliers, customers and manufacturers. In essence the concept of re - engineering and refocusing strategies at all levels of the organisation will be critical to the future survival of organisations. The word re- structure or re-engineering conjures many negative images in employees minds. When the need arises for re- alignment the keywords for any organisation are communication, participation and alignment.

The re-engineering label can also be viewed from another perspective. If organisations approach the supply chain as the nucleus for growth a very positive and inspiring message can be sent to participants in the chain.

Various supply chain models have been developed to assist organisations in streamlining the supply chain. The most important question would be whether the model can integrate with the existing strategy or will the organisation have to rethink the very reason for its existence. The strategic decision making process will have to follow certain steps. The planning process will have to re-visit strategy, structure, functional and operational processes. Models can be divided into three categories, namely, network design based, 'rough cut' and simulation models. Four models are presented in the literature study - the Growth model, the Supply Chain Operations Reference model, the Resources Event Agent Business model and the Supply Chain Management System Framework.

The choice and implementation of a model will not guarantee an organisation success. Companies have to ensure that certain other key criteria are met before effectiveness will be achieved. Seven basic functions can be identified that will assist firms to achieve excellence. These are customer segmentation, network customization, planning

alignment, product differentiation, strategical supply chain management, supply chain wide technology and channel spanning performance measures.

The final criteria for an organisation's success is the way in which the expectations of all the stake holders in the company are met. The overwhelming criteria remains the financial well - being of the entity. Management has to plan and execute with the main objective in mind, the increase of the economic value. Certain technological and internet companies have survived without these basic criteria being met. However, the markets worldwide are moving back to the basics of corporate governance and stock exchanges world wide are experiencing massive adjustments in the value of non - profit making organisations. To enable management of organisations to effectively manage their corporations, models have been devised to measure performance and the utilisation of assets.

CHAPTER 3

Research Methodology

3.1 Introduction

Four types of studies can be called research namely, reporting, description, explanation and prediction can be called research. Cooper & Emory (1995:21) define research as a systematic inquiry aimed at providing information to solve problems. Business research on the other hand can be defined as a systematic inquiry that will provide information to guide business decision making.

Cooper and Emery contend that scientific methods in business research lags behind those of the physical sciences. The main reason being that physical scientists have been doing research far longer than business researchers. Governments and organisations have been supporting the physical sciences far longer than business research. Organisations normally support business research for one reason and that is to obtain competitive advantage. The research process that is described below, to all intents and purposes document to enable the furniture industry to obtain a competitive advantage, both nationally and internationally.

3.2 Research Methodology

3.2.1 Purpose of research:

To establish the current situation within the furniture industry in terms of the proposed supply chain models, and to assess the readiness of the industry to develop and improve on existing technology and supply chain thinking.

3.2.2 Research Procedure:

A comprehensive questionnaire (consisting of 27 questions) together with personal interviews and the author's experience in the industry was utilised to gather the data presented. The questionnaire is attached as an appendix. As the industry is extremely competitive with the gross margin on furniture being pressurised due to the prevailing lack of consumer demand, the actual acquisition of specific numerical evidence was extremely difficult. The research, therefore, concentrated more on assessing the position of the specific furniture retailers on the development of the supply chain and the implementation of research specifics in the current management of the supply chain. Ten questionnaires were sent out of which four were returned. The four that were interviewed were executives from Russells, Joshua Doore, Morkels and Lewis.

Twenty-seven questions were posed to the respective interviewees. The goal was to try and establish the current situation in the furniture industry with regard to the supply chain and the development of supply chain management as well as the importance of technology and the implementation of technology.

3.2.3 Procedural Design:

The research questionnaire was designed to produce results that are as objective as possible. The sampling that was used was dictated to an extent by the willingness of the organisations to partake in the research. Although huge interest was shown it was clear that organisations in the industry are not keen to divulge information that might negatively influence their competitive advantage. The use of a questionnaire was determined by a lack of data concerning the furniture supply chain in South Africa as well as the furniture supply chain internationally.

3.2.4 Analysis of data:

This was conducted by comparing the responses of the various respondents. The questionnaires were firstly presented to the interviewees and after completion an in depth discussion was conducted to highlight certain issues and enlighten other.

A definite flaw in the procedural design is that, due to a lack of sensitive information on the supply chain and the organisations interviewed, a misconception concerning the state of supply chain management in South Africa can be created. Although the personal experience of the author indicated the reverse the reader must be aware that discrepancies might occur. The second criterium that may be levelled is that the sample was not big enough and therefore not representative of the entire industry. The industry is, however, largely owned by four groups, these being the JD-Group (Russells, Joshua Doore, Bradlows, Giddy's & Score Price 'n Pride), the Relyant Group (Furniture City, Beares, Lubners), Profurn (Morkels, Protea) and Lewis

Stores, a non- listed organisation. The research was, therefore, able to cover the philosophy guiding these organisations and in essence incorporate the driving forces behind the holding companies.

3.3 Conclusion

The research into the one field, supply chain management, where extensive improvements are possible are, to say the least, in the embryo stage. Furniture organisations are currently poised at the edge of new paradigms and business processes that can dramatically improve the performance of these organisations. Continuous research into the supply chain for furniture retailers are needed. The research should include bigger samples and more intense dissecting methods in order to analyse the organisations in more detail and thus be able to advise on specific action steps.

CHAPTER 4

Conclusion and Recommendations

4.1 Introduction

The analysis of the questionnaire and the detailed discussion of the results as well as the recommendations are aimed at satisfying the broader planning requirements for the furniture industry as a whole. The recommendations are not aimed at a specific organisation but are intended to serve the total industry. Certain aspects of the research may however be indicative of a problem that a specific organisation is experiencing.

4.2 Conclusions

In terms of overall segmentation in the furniture industry the market distinguishes between service and product needs. The respondents all felt that the segmentation was adequate. However no respondent agreed that the supply chain was adapted to serve these segments. The supply chain is standard through out the industry. No customization is taking place. The respondents realised the importance of customisation but budgetary constraints prohibited any large scale movement in this direction.

In general all the organisations use some type of forecasting method. The respondents however, felt that many of these forecasting methods were unscientific. 50 % replied that the previous year's actual figures and a 'gut' feel were utilised to determine sales figures and order quantities.

Demand planning was aligned, to a certain extent, with forecasting according to all the respondents. The respondents all replied to the question of whether the policy of openness towards the big suppliers was enforced with a negative. The only exception here was where the retailer had integrated vertically into the supply chain and acquired or started its own furniture manufacturing operation.

Only 25% of the respondents acknowledged that chain wide technology existed and that the system was fully integrated into all facets of the business. The other 75% stated that systems did exist but that they were concentrated on different aspects of the business and in most cases could not communicate with one another. The 25% that acknowledged that a chain wide system does exist felt that although the system was comprehensive that it did not give a clear view of flow of products and information. None of the respondents could measure customer service through their system. Various ways of measuring customer service exist within the separate organisations but these are localised in branches. These systems are also manual and rely on the input from staff, thereby reducing the accuracy of the information.

All respondents discussed channel performing measures and understood the concepts well. It was, however, clear that basic measures were employed and that the measurement of success was only monitored along fairly traditional methods. Supply chain strategy is currently seen as part of the organisation's overall strategy. The respondents did not have a clear view of separate supply chain strategies and saw supply chain management as part and parcel of daily operations.

The supply chain sharing of information occurred only where suppliers were integrated with the retailer. Fifty percent of the respondents fully acknowledged that electronic data interchange (EDI) systems did exist between the organisations and some suppliers. This was more the case in terms of electronic and white goods. The EDI systems are very limited in their function only allowing the placement of orders and the confirmation of orders. The access to data concerning delivery dates, the availability of stock, models, colours etcetera is non-existent. Queries regarding these issues have to be conducted telephonically.

All the respondents acknowledged that outsourcing is used to a greater or lesser degree. Half of the respondents use outsourcing permanently while the other half have gone for either driver empowerment programs or the use of outsourcing during peak periods. The respondents all noted that customer complaints, especially in the lower end of the market, where the quality of goods was not as high as in the more upmarket sectors, was a major problem to contend with. The timely and satisfactory resolution of these queries is paramount for success in the lower end of the market. The result being that supply chain resources were constantly utilised to rectify quality problems.

The respondents all indicated that during the low season cost-cutting and cost data were seen as extremely important. The monitoring of actual levels of stockholding, controlling transport costs, stock turns and damaged and phased-out stock are seen as the most important function of the logistics departments. All the respondents indicated that a specific person is responsible at the highest level for supply chain management. Specific designations differ from logistics executive to procurement and supply chain directors.

The respondents all denied that a specific list, of continuous improvement opportunities for the supply chain exists. Certain respondents, however, indicated that these lists exist but only for the greater organisation. The benchmark toolkit seems to be partial only to those organisations that have set their own standards. No international benchmark or toolkit exists for any of the respondents that define best practises worldwide, and process mapping is non-existent. The term, value constellation, was at first unfamiliar to some of the respondents, however, once the terminology was understood, it became clear that certain efforts were afoot to establish a central hub, with the bigger suppliers. Data warehousing are being instituted by the bigger retailers to assist in the establishment of a constellation.

The bigger retailers acknowledged that their systems were digitalised and communicated via satellites. The smaller operators lacked this refinement and are struggling to absorb the huge costs of installing top end technology. All the organisations have access to the Internet but the practical use is currently restricted to e-mail.

The organisations interviewed agreed that the current supply chain models being utilised were developed with the growth of the furniture retail industry in South Africa. Certain refinements have been made over the past couple of years but the basic supply chain has remained the same since inception. No organisation has adopted a supply chain management model as described earlier in this study. The allocation of funds to specifically develop this part of the organisation is not encouraged in any of the organisations. The supply chain is seen as part of the overall strategy. Any advantages that might occur due to

developments will only benefit the supply chain if the stores in the furniture chain can show a direct benefit.

Currently certain exciting developments are in the offing. Included in these are, firstly, Closed-Loop Supply Chains. Xerox and several other companies now operate their supply chain as a closed loop, feeding back used equipment, replaced parts, and used packaging for refurbishment, re-use, or sale as raw material. In fact, Xerox already generates significant revenue and profit from this recycling phase. When every function is clued into their impact on the recycle stage, we will have an even more efficient and effective supply chain.

Secondly, certain supply chains are designed for flexibility and responsiveness. Today, we analyse and design supply chains for static conditions, forecast demand, current costs, and the like. The ideal supply chain for one set of conditions, however is almost surely not ideal for another. Since conditions are certain to change, supply chain configuration will of necessity be continually revised. Thus, it is better to design for a reasonable spectrum of changes so that the chain can adapt without major upheavals, massive reinvestment, or large scale personnel dislocations. The supply chain concept cited earlier that is configured for fast adaptation to changes in currency values exemplifies this strategy. Design for flexibility will be an important feature in the future.

Thirdly, naturally aligning supply chain components. Today, companies must pay explicit attention to designing the supply chain components to produce the best overall performance. In the future we may be able to equip supply chain components so that they naturally adapt to changes in

other supply chain components, to changes in external conditions, and to substitution of one component operator for another (such as changing a supplier). Supply chains, like many organisms in nature, will survive through their ability to adapt.

This picture of the supply chain as a set of interacting functions being managed in co - ordination to bring out the best overall performance explains the goal of integrated supply chain management. The logical progression that was described of the growing capability to manage more complexity, leading from the two stage physical distribution chain, to today's six- or seven- stage chains, to tomorrow's ten plus stage supply chain reveals where we've come from and where we're going. The rocket science tools used in this journey do not obscure the fundamental logic of supply chain management. The dynamic role of technology developments in producing continual supply chain change is now apparent. The critical role of IT advances in making more complex supply chains manageable is clear. Finally, brought out the challenge and excitement of supply chain management.

4.3 Recommendations

The following recommendations will assist the furniture industry in achieving supply chain excellence:

- a) Improved and more detailed segmentation of the market is essential. Customers are demanding better and more exclusive service. The furniture retailer that will be able to supply fast and efficient service in terms of deliveries to customers, free, fast and friendly assembly and service will have the competitive edge. The

financial advantages will be higher stock turns and less customer complaints after delivery has taken place. The keyword would be 'one time delivery', fore - going the tendency in the market to do partial deliveries, wrong deliveries and delivery of goods below the acceptable quality standards.

- b) The importance of previous experience is invaluable in any organisation. It is, however, of cardinal importance that forecasting techniques are utilised to their full potential to enable organisations to accurately plan demand. In today's extremely complicated marketplace the simplistic use of forecasting by comparing the previous year by year or month by month is totally inadequate. Consumers and their demands are becoming more and more complicated. The opening of the South African market to international competition and the slowdown in furniture sales are indicators that forecasting is not the simple exercise it once was. Scientific techniques have to be implemented to ensure accurate demand forecasting and enable the retailers and suppliers to adapt strategies.

- c) The accurate forecasting of sales will also assist in reducing the mistrust that exists between suppliers and retailers. Suppliers currently view big orders with scepticism and in most cases initially produce less than the stated order. The reason being that the order will most likely be reduced or cancelled before delivery date. The suppliers in the South African market experience this tendency daily and have developed techniques to minimise the impact on their organisations.

- d) Technology is currently the big equaliser in the furniture industry. Early investment in the best technology available has certainly assisted the big players to achieve prominence. Organisations who lack a chain - wide information system will not be able to improve or re-engineer the supply chain. Supply chains are extremely complicated and require huge amounts of system capacity in planning and executing improvements. In today's complicated marketplace with consumers extremely price sensitive, daily, if not hourly, information is needed. Informed decisions have to be made quickly and without the correct up - to - date information this will be impossible. Furniture retailers that have not yet realised that the only road to success is via technology could face huge problems as the rest of the market moves ahead.

- e) Furniture retailers will have to develop unique methods relevant to the South African business model to measure performance across the supply chain. The challenge would be to monitor and measure the supply chain constantly. Corrective and improvement measures can then be taken promptly to ensure optimum productivity.

- f) The most daunting phase for the furniture retailers would be the integration with main suppliers. This would mean the sharing of critical information, the development of joint procedures and the assurance to the supplier that long term stability and relationship are important. For a long time suppliers in the South African market were badgered, scorned and absolutely forced into unprofitable situations to ensure acceptable gross margins for the retailers. Suppliers of furniture and appliances are at high risk and

the current reduction in suppliers is reducing competitiveness in the market, assisting in the formation of monopolies. Mutual respect and long - term relationships will benefit both the retailer and supplier and ensure economic wealth for both.

- g) The question as to whether outsourcing is the better of two evils will remain unanswered at this moment. Not enough evidence exists to either refute or confirm claims that the one process is better than the other. Organisations will have to decide which is the better system for them and design the supply chain around this strategic issue. It is expected that in the United States outsourcing will increase dramatically, but this is currently only speculation. Many companies prefer to keep the strategic advantage of controlling the supply chain and decline to out-source.
- h) A constant and never-ending focus on supply chain improvements should assist the leading furniture retailers to weather the storms and grow revenues and reduce costs. Organisations have to develop new and innovative ways to manage the most complex part of the business, namely, the supply chain. Retailers must develop supply chain models suited to South African conditions, either by adapting current models, creating hybrids of these models or by developing new models from a zero base.
- i) To assist organisations in developing and re-engineering supply chains it is important to note that funds will have to be budgeted for. Supply chain development will not flourish in a barren budget. Co-operation with big suppliers will also assist retailers to dilute costs in supply chain development and ensure that Strategic Supply

Chain Management are seen not only as a means to reduce capital costs but also as an enabler of growth.

4.4 Conclusion

The supply chain management revolution is in its early stages. The basis of its development, propelled by man's steady progress in managing ever more complex systems aided by technological advances, is evidence enough that supply chain management has a long future marked by continuous, sometimes breakthrough, progress.

Integrated supply chain management is a straightforward concept made possible by modern science hardware and software technologies. These technologies enable the integrated design and co-ordinated management of the multiple functions that transform raw material to finished products delivered to the customer at the right place and time. Supply chain integration is a powerful concept because it can simultaneously reduce costs, improve service, and increase revenues. Supply chain management has developed thanks in large measure to information technology tools that help managers deal with ever greater degrees of complexity. The reach of supply chain management has expanded dramatically in the past decade and will continue to expand, encompassing more functions and more decision factors for decades to come.

Supply chain essentials and the basic interrelationships are eminently applicable from the domestic food supply chain serving our homes to the worldwide manufacture, distribution, consumption, and recycling of consumer products or high-tech medical equipment.

But at the same time, supply chain management is difficult. The key elements are constantly changing because of technology developments, dynamic world economics, and marketplace shifts. Historically independent work groups must come together as teams focussed on the total supply chain performance, often at the expense of their individual work group performance.

Since the pace of change never slows but only increases, supply chain professionals need to keep focussed on some key success factors. Finally, a list of key success factors are:

- Always keep foremost the needs and desires of the end customer.
- Measure, measure, measure to make quantitatively based decisions.
- Communicate, communicate, communicate all through the total supply chain.
- Design flexibility into the supply chain for rapid response to changing conditions

Bibliography

Andersen, L. A. Britt, F. E. Donovan, J. F. 1997. The seven principles of Supply Chain Management. Supply Chain Management Review. Spring 1997.

<http://www.manufacturing.net/magazine/logistics/pointpgs/webex.htm>

Adair, C. B.1991. *The Human side of JIT, how to make the techniques really work.* Heeley, Rath & Strong.

Agrawal, A. Harhalakis, G. Minis, I. & Nagi, R.1996. *Just -in -time production of large assemblies.* IIE Transactions 28, p 653-667.

Aliotta ,S.1995. Do you really want to distribute? *Industrial Distribution.* Vol. 84, Iss 3, Mar 1995. p 88.

Allen, M. K.1986. *The development of an artificial intelligence system for inventory management.* Doctoral Dissertation, Ohio State University, Council of Logistics Management.

Alty, J. L. Griffiths, D. Jennings, N. R. Mamdani, E. H. Struthers, A. & Wiegand, M. E.1994. ADEPT - Advanced Decision Environment for Process Tasks: Overview & Architecture Proc. *BCS Expert Systems 94 Conference* (Applications Track), Cambridge, UK, 359-371.

Andel, T. 1995. What will you do when dish racks become fashion accessories? *Transportation and Distribution* Vol. : 36 Iss 7 Jul. 1995 p 88.

Anonymous. 1996. Automation links specifiers to office furniture dealers. *Facilities Design & Management*. Vol. 15, Iss 5, May 1996, p 24.

Anonymous. 1996. We have up to the second data for every item in the warehouse. *Modern Materials Handling*. Vol. 51, Iss 14. Nov. 1996, p17.

Anonymous.1996. Order picker improves productivity for furniture retailer. *Material Handling Engineering*. Vol. 51, Iss 7, Jul. 1996 p 70.

Anonymous.1997. JIT Materials aid efficiency. *Cabinetmaker*. Vol. 11, Iss 6, Jul./Aug 1997, p36.

Ansam, A. Modarres, B.1990. *Just in Time Purchasing*. The Free Press, Colliers McMillan, London.

Babbar, S. 1998. International Purchasing, Inventory Management and Logistics Research. *International Journal of Operations & Production Management*. Vol. 18, No. 1, 1998, pp. 6-36.

Balasubramanian, S. & Norrie, D. H. In University of Calgary, <http://ksi.cpsc.ucalgary.ca/projects/Mediator/> *A Multi-Agent Intelligent Design System Integrating Manufacturing And Shop-Floor Control*.

Ballou, R. H. 1992. *Business Logistics Management*, Prentice Hall, Englewood Cliffs, NJ, Third Edition.

Bamfield, J.A.N.1994. Implementing EDI: Problems in Managing Retail/Supplier relationships by technology. *Logistics Information Management*. Vol 7 No 1, 1994. p 10.

Barbuceanu and Fox. *Integrating Communicative Action, Conversations and Decision Theory in a Coordination Language for Multi-agent Systems*, Working Paper.

Beck, J. C. & Fox, M. S. 1994. *Supply Chain Coordination via Mediated Constraint Relaxation*. Proceedings of the First Canadian Workshop on Distributed Artificial Intelligence, Banff, AB, May 15, 1994.

Benjamin, R. & Wigand, R. 1995. Electronic Markets and Virtual Value Chains on the Information Superhighway. *Sloan Management Review*. Winter, 62-72, 1995.

Bentley, C. J. 1987. Purchasing for Just - In - Time : the US experience. *Just in Time Manufacturing*. November 1987, 287 - 296.

Bertraud, K. O'Neal, C. 1991. *Developing a winning JIT strategy*. Prentice Hall, New Jersey. 1991.

Bickens, J. 1994. *Cause and effect JIT*. Pixie Books. Buckingham Eng. 1994.

Billington, P. McClain, J. and Thomas, L. 1983. Mathematical Programming Approaches to Capacity-Constrained MRP Systems: Review, Formulation and Problem Reduction. *Management Science*. 29(10), p 1126-1141, 1983.

Bonney, M. C. 1994. Trends in Inventory Management. *International Journal of Production Economics*. Vol. 35, Iss 1-3, Jun. 1994, p 107 - 114.

Brazier, F. M. T. Dunin-Keplicz, B. M. Jennings, N. R. & Treur J. Desire: Modelling Multi -Agent Systems in a Compositional Formal Framework. *Int. Journal of Cooperative Information Systems*. 6 (1) (to appear).

Breitman, R. L. & Lucas, J. M. 1987. PLANETS: A Modelling System for Business Planning. *Interfaces*. 17, Jan.-Feb. p 94-106.

Cheng, G. & Toru, I.1996. *Analysing the Social Behaviour of Contract Net Protocol*. MAAMAW-96, (to appear) 1996.

Cohen, M. A. & Lee, H. L. 1989. Resource Deployment Analysis of Global Manufacturing and Distribution Networks. *Journal of Manufacturing and Operations Management*, p 81-104.

Cohen, M. A. and Lee, H. L. 1988. Strategic Analysis of Integrated Production-Distribution Systems: Models and Methods. *Operations Research*. 36, 2, p 216-228.

Cohen, M. A. & Lee, H. L. 1985. Manufacturing Strategy Concepts and Methods, in Kleindorfer, P. R. Ed. *The Management of Productivity and Technology in Manufacturing*. p 153- 188.

Cooper, M. C. & Ellram, L. M. 1993. Characteristics of Supply Chain Management and the Implications for Purchasing and Logistics Strategy. *The International Journal of Logistics Management*, 4, 2, p 13-24.

Geoffrion, A. & Graves, G. 1974. *Multi commodity Distribution System Design* by Benders Decomposition. *Management Science*, 29, 5, p 822-844.

Cross, C. R. 1989. *Key Issues in JIT Production Management*. MBA, Wits.

Das, A. 1997. JIT and Logistics in Global Sourcing: An Empirical Study. *Int. J. of Physical Distribution & Logistics Management*. Vol. 27, No. 3/4, 1997, p 244-259.

Davis, T. 1993. Effective Supply Chain Management. *Sloan Management Review*. Summer, p 35-46, 1993.

Davis, R. Smith, R. G. 1983. Negotiation as a metaphor for distributed problem solving. *Artificial Intelligence*. 20,1,63-109, 1983.

Decker, K. S. Environment Centered Analysis & Design of Coordination Mechanisms Advisor: Dr. Victor R. Lesser, University of Massachusetts, Amherst, Massachusetts.

Decker, K. & Lesser, V. 1995. Coordination Assistance for Mixed Human and Computational Agents. *UMASS Computer Science Technical Report*. p 95-31, April 1995.

Delpont, R. 2000. Wie Koop Wat Waar. *Finansies en Tegniek*, August 2000, p 12-15.

Doug, T. & Griffin, P.1996. Coordinated Supply Chain Management, *European Journal of Operational Research*, vol. 94, p 1- 15, 1996.

Feraud, G. J. S. 1998. Improving Strategic Decision Making in Logistics Information Management - A Framework. *Logistics Information Management*. Vol. 11, No. 4, 1998, p 232-243.

Findler, N. V. & Elder G. D. 1995. Multi -Agent Coordination and Cooperation in a Dynamic Environment with Limited Resources. *Artificial Intelligence in Engineering*. 9, p 229-238, 1995.

Findler, N. V. & Sengupta, U. K. Multi-agent collaboration in time-constrained domains. *Artificial Intelligence in Engineering*. 9, p 39-52, 1994.

Fine, C. & Clockspeed, H. 1998. *Winning Industry Control in the Age of Temporary Advantage*. Perseus Books, Reading, MA, 1998.

Fisher, K. Muller, J. Pischel, M. & Schier, D.1995. *A Model for Cooperative Transportation Scheduling*. Proceedings of the First International Conference on Multi -Agent Systems (ICMAS-95), p 109-116.1995.

Fleury, G. Goujon, J. Y. Gourgand, M. & Lacomme, P. *Multi -Agent Approach for Manufacturing Systems Optimization* , University of BlaisePascal, France.

Freeman, B. 1998. Survey Says: Highlights of KPMG's global Supply Chain Survey. *Logistics & Supply Chain Journal*. Spring 1998. <http://www.manufacturing.net/magazine/logistics/pointpgs/webex.htm>

Fuller, N. W. 1995. JIT Purchasing and Supply: A Review of the Literature. *Int. J. of Operations & Production Management*. Vol. 15, No. 9, 1995, p 220-236.

New, S. J. A. 1996. Framework for Analysing Supply Chain Improvement. *Int. J. of Operations & Production Management*. Vol. 16, No. 4, 1996, p 19-34.

Ganeshan, R. & Harrison, T. P. 1995. An Introduction to Supply Chain Management. Working Document. www.rxg112@silmaril.smeal.psu.edu.

Garrison, R. H. & Noreen, E. 1997. *Managerial Accounting*. 8th Edition. Irwin.

Garvey, A. Decker, K. & Lesser, V. 1994. *A Negotiation-based Interface Between a Real-time Scheduler and a Decision-Maker*, to appear in Proceedings of Workshop on Models of Conflict Management in Cooperative Problem Solving AAAI, Seattle, WA, July 1994.

Garvin, D. A. 1995. Leveraging Processes for Strategic Advantage. *Harvard Business Review*. September -October 1995. p 80.

Gavirneni, S. Kapuscinski, R. & Tayur, S. 1996. *Value of Information in Capacitated Supply Chains*. Working Paper, Graduate School of Industrial Administration, Carnegie Mellon University, 1996.

Genna, A. 1995. Buyers boost stockpiles but they don't like it. *Purchasing*. Vol. 118 Iss 9 Jun. 1995 p 18-19.

Geoffrion, A. & Powers, R. 1993. 20 Years of strategic Distribution System Design: An Evolutionary Perspective, *Interfaces*. (forthcoming)

Gertz, D. & Baptista, J. *Grow to be Great: Breaking the downsizing cycle*.

Ghobadian, A. Lui, J. & Stainer, A. 1994. Case Studies on EDI implementation. *Logistics Information Management*, Vol 7 no 1, 1994, p 24 - 27.

Robson, L. 1994. EDI- Changing Business Practise. *Logistics Information Management*, Vol 7 No 4. 1994, p 35 - 40.

Goddard, W. E. & Wright, O. 1986. *Just in Time, Surviving by breaking Tradition*. Oliver Wright, Limited Publications. Essex Junction.1986.

Grange, B. 1992. *Building Supply Chain Relationships*. Paper given at retail solutions 1992. BACG Consulting. October 1992.

Hackman, S. & Leachman, R. 1989. A General Framework for Modelling Production, *Management Science*. 35(4), p 478-495, 1989.

Hammer, M. 1996. *Beyond Re engineering*. Harper Business 1996.

Hammer, M. 1998. Re - engineering the Supply Chain: An Interview with Michael Hammer. *Supply Chain Management Review*. Fall 1998.
<http://www.looksmart.com/p-search?!&search=1&key=Supply+Chain+Management+Review>

Hammer M.1995. *The Re engineering Revolution*. Harper Business 1995.

Handfield, R. B. & Nichols, E. L. 1999. *Introduction to Supply Chain Management*. Prentice-Hall, Upper Saddle River, NJ, 1999.

Hariharan, R. & Zipkin, P. 1995. Customer-order Information, Leadtimes, and Inventories. *Management Science*. 41(10), p 1599-1607, 1995.

Harrison, A. & Friend, P. 1987. Electronic Data Interchange in Just in Time Purchasing. *Just in Time Manufacturing*. November 1987. p 263 - 268.

Hay, E. J. 1987. Will the real Just- in - time purchasing please stand up? *Productivity SA*. February 1987. vol 13 no 1. p 16-20.

Hines, P. 1997. Supply Chain Management and Time-based Competition: The Role of the Supplier Association. *Int. J. of Physical Distribution & Logistics Management*. Vol. 27, No. 3/4, 1997, p 210-225.

Hinkkanen, A. Kalakota, R. Saengcharoenrat, P. Stallaert, J. & Whinston, A. B. *Distributed Decision Support Systems for Real Time Supply Chain Management using Agent Technologies*.
http://yama.bus.utexas.edu/ejou/articles/art_1.html.

Hobbs, J. E. 1998. Creating International Competitiveness through Supply Chain Management: Danish Pork. *Supply Chain Management*. Vol. 3, No. 2, 1998, p 68-78.

Holmstrom, J. 1996. Re-engineering in Sales and Distribution - Creating a Flexible and Integrated Operation. *Business Process Re -Engineering & Management Journal*. Vol. 2, No. 2, 1996, p 23-38.

Houlihan, J. B. 1985. International Supply Chain Management. *International Journal of Physical Distribution and Materials Management*, 15, 1, p 22-38.

Hudhins, D. 1988. *Just - in - Time*. Gower Technical Press Ltd.

Ichiro, M. 1992. *The shift to JIT, How people make the difference*. Tokyo. Productivity Press.

Jennings, N. R. 1993. Specification and Implementation of a Belief-Desire-Joint-Intention Architecture for Collaborative Problem Solving. *Int. Journal of Intelligent and Cooperative Information Systems*. 2 (3) p 289-318.

Jennings, N. 1993. Commitments and Conventions: The Foundation of Coordination in Multi -Agent Systems. *Knowledge Engineering Review*. 8(3). p 223-250.1993.

Jennings, N. R. 1995. Controlling Cooperative Problem Solving in Industrial Multi-agent Systems using Joint Intentions. *Artificial Intelligence*. 75 (2) p 195-240.

Jennings, N. R. & Mamdani E. H. 1992. Using Joint Responsibility to Coordinate Collaborative Problem Solving in Dynamic Environments.

Proc. of 10th National Conf. on Artificial Intelligence (AAAI-92). San Jose, USA, 1992, p 269-275.

Jennings, N. R. 1996. Cooperation in industrial multi-agent systems / Nick Jennings. Singapore : *World Scientific*, c 1994

Jennings, N. R. Pople, J. A. & Mamdani, E. H. 1996. Designing a Re-Usable Coordination Module for Cooperative Industrial Control. *Applications IEE*. Proceedings on Control Theory and Applications, 143 (1).

Jennings, N. R., Faratin, P. Johnson, M. J. O'Brien, P. & Wiegand, M. E. 1996. *Using intelligent agents to manage business processes*. Proceedings of the First International Conference on Practical Applications of Intelligent Agents and Multi-Agents.

Jennings, N. R. Corera, J. Laresgoiti, I. Mamdani, E. H. Perriolat, F. Skarek, P. & Varga, L. Z. 1996. Using ARCHON to develop real-word DAI applications for electricity transportation management and particle accelerator control. *IEEE Expert*.

Jennings, N. R. 1995. Controlling Cooperative Problem Solving in Industrial Multi-Agent Systems using Joint Intentions. *Artificial Intelligence*. Vol. 75 (2), 1995, 195-240.

Jogiat, N. A. 1989. *Reduction of change over times in a consumer industry and its relevance to JIT manufacturing*. MSc, Wits 1989.

Kamien, M. & Li, L. 1990. Subcontracting, Coordination, Flexibility, and Production Smoothing in Aggregate Planning. *Management Science*. 36(11), 1352-1363, 1990.

Karlsson, C. & Norr, C. 1994. Total effectiveness in a JIT system. *International Journal of Operations and Production*. Vol. 14, Iss 3, 1994, p 46-56.

Karmarka, U. 1987. Lot Sizes, Lead Times and In-process Inventories. *Management Science*. 33(3), p 409-418, 1987.

Kern, G. & Wei, J. 1996. Master Production Rescheduling Policy in Capacity-Constrained Just-in-Time Make-to-Stock Environments. *Decision Sciences*. 27(2), p 365-387, 1996.

Kern, G. & Guerrero, H. A 1990. Conceptual Model for Demand Management in the Assemble-to-Order Environment. *Journal of Operations Management*. 9(1), p 65-84, 1990.

Kilpatrick, J. 1999. Redefining the Supply Chain: The Key to Success. *Canadian Supply Chain and Logistics Journal*. Spring 1999. <http://www.infochain.org/quarterly/Journals.html>

Knoll, A. & Meinkoehn, J. 1995. *Hierarchical and Lateral Coordination in MAS: An Analysis of Message Traffic Flow First Int. Conf. on Multi -Agent Systems*. AAAI ICMAS-95, San Francisco, Ca. , June 1995.

Krajewski, L. King, B. Ritzman, L. & Wong, D. 1987. Kanban, MRP, and Shaping the Manufacturing Environment. *Management Science*. 33(1), p 39-57, 1987.

Kraus, S. Wilkenfeld, J. & Zlotkin, G. 1995. Multi agent Negotiation Under Time Constraints. *Journal of Artificial Intelligence*. 75, p 297-345, 1995.

Lambert, D. M. & Stock, J. R. 1993. *Strategic Logistics Management*. 3 rd edition. Irwin McGraw Hill. Boston.

Lamming, R. 1996. Squaring Lean Supply with Supply Chain Management. *Int. J. of Operations & Production Management*. Vol. 16, No. 2, 1996, p 183-196.

Lau, H. S. & Lau, H.L. 1994. Coordinating two suppliers with offsetting lead time and price performance. *Journal of Operations Management*. 11, p 327-337, 1994.

Lee, H. & Billington, C. 1993. Material Management in Decentralized Supply Chains. *Operations Research*. vol. 41, no. 5.

Lee, H. & Billington, C. 1992. Managing Supply Chain Inventory: Pitfalls and Opportunities. *Sloan Management Review*. p 65 - 73, Spring, 1992.

Lee, H. L. & Billington, C. 1992. Supply Chain Management: Pitfalls and Opportunities. *Sloan Management Review*, 33, Spring, p 65-73.

Lee, H. L. & Billington, C. 1993. *Material Management in Decentralized Supply Chains*. *Operations Research*, 41, 5, p 835-847.

Lee, H. 1996. Effective Inventory and Service Management Through Product and Process Redesign. *Operations Research*. 44(1), p 151-159, 1996.

Lee, S. and Zipkin, P. 1989. A Dynamic Lot-size Model with Make-or-Buy Decisions. *Management Science*. 35(4), p 447-458, 1989.

Lee, G. L. 1996. Templates for Change with Supply Chain Rationalization. *Int. J. of Operations & Production Management*. Vol. 16, No. 2, 1996, p 197-209.

Lejter, M. & Dean. T. 1996. A Framework for the Development of Multi agent Architectures. *IEEE Expert*. p 47-59, December 1996.

Levi, S. Kaminsky, D. P. & Levi, E. S. 1999. *Supply Chain Management*, McGraw-Hill.

Lewis, D. J. 1995. *The connected corporation: How leading companies win through customer supplier alliances*. The Free Press. New York. Collier MacMillan.

Lin, N. & Krajewski, L. 1992. A Model of Master Production Scheduling in Uncertain Environments. *Decision Sciences*. 23, p 839-861, 1992.

Lin, G. & Solberg, J. 1992. Manufacturing(Distributed Scheduling) + Multi Agent Technology , Integrated Shop Floor Control Using Autonomous Agents. *IIE Transactions*. 24(3), p 57-71, 1992.

Lin, N. Krajewski, L. Leong, G. & Benton, W.1994. The effects of environmental factors on the design of master production scheduling systems. *Journal of Operations Management*. 11, p 367-384, 1994.

Liu, J. & Sycara, K. P. 1996. Manufacturing in ICMAS 96 Multi agent coordination in tightly coupled real-time environments. Carnegie Mellon University, USA.

Lyons, T. Krachenberg, A. A. & Henke, J.1990. Mixed Motive Marriages: What's Next for Buyer-Supplier Relations? *Sloan Management Review*. pp. 29 - 36, Spring, 1990.

Malone, T. 1987. Modelling, Coordination in Organizations and Markets. *Management Science*. 33(10), p1317-1332, 1987.

Malone, T. W. & Crowston, K. 1994. The Interdisciplinary Study of Coordination. *ACM Computing Surveys*. 1994 (March), 26 (1), p 87-119.

Malone, T. Fikes, R. Grant, K. & Howard, M. 1988. Enterprise: A Market-like Task Scheduler for Distributed Computing Environments. *The Ecology of Computation*. p 177-205, North-Holland.

Maloni, M. J. 1997. Supply Chain Partnerships: Opportunities for Operations Research. *European Journal of Operational Research*. Vol. 101, 1997, p 419-429.

Manivannan, S. & Jerry, B. 1992. Design of a knowledge-based on-line simulation system to control a manufacturing shop floor. *IIE Transactions*. 24(3), p 72-83, 1992.

Masters, J. M. 1993. Determination of Near-Optimal Stock Levels for Multi-Echelon Distribution Inventories. *Journal of Business Logistics*, 14, 2, p 165-195.

McIvor, R.1998. Procurement. *Logistics Information Management*. Vol. 11, No. 1, 1998, pp. 28-37.

McMullan, A. 1996. Supply Chain Management Practices in Asia Pacific Today. *Int. J. of Physical Distribution & Logistics Management*. Vol. 26, No. 10, 1996, p 79-95.

Meerkamp, M. 1989. *The impact JIT implementation has on an organisation*. MBA, UCT

Metz, J.1998. Demystifying the Supply Chain. *Supply Chain Management Review*. Winter1998.<http://www.looksmart.com/p-search?!&search=1&key=Supply+Chain+Management+Review>

Gecowets, G. A. 1979. Defence Transportation Journal. *Physical Distribution Management*. 35, no 4 August 1979, p 5.

Meyer, C. 1993. *Fast Cycle Time, how to align purpose strategy and structure*. The Free Press.

Minahan, T. 1997. Miller SQA tweaks JIT system for quick response. *Purchasing* Vol. 1213 Iss 3 \$ Sep. p 48-49.

Moore, N. 1998. Supply Chain Management. *Work Study*. Vol. 47, No. 5, 1998, p 172-174.

Morgan, J. M. & Flanagan, J. 1989. *Just in Time for the 90s, a Wholesaler - Distributor Guide*. Distribution and Research Foundation.

Muckstadt, J. & Roundy, R. 1987. Multi-item, One-Warehouse, Multi-retailer Distribution Systems. *Management Science*. 33(12), p 1613-1621, 1987.

Natarajan, R. Safety Stocks in Just in Time Environments.1994. *International Journal of Operations and Production Management*. Vol. 14 No 10, 1994, p 64 -71.

Newton, J. M. 1996. Enabling Time-Based Stratify through Logistics - Using Time to Competitive Advantage. *Logistics Information Management*. Vol. 9, No. 1, 1996, p 32-38.

Nightingale, D. V. & Toulouse, J. M. 1977. Toward a Multilevel Theory of Organisation. *Administrative Science Quarterly*. June 1977, p 264 - 280.

Nwana, H. 1996. Software Agents: An Overview. *Knowledge Engineering Review*. 11(3), p 1-40, 1996.

O' Neal, C. R. 1991. *Developing a winning JIT Marketing strategy*. Prentice Hall. Engel wood Cliffs.

Oddy, P. 1993. Getting together to make the most of Information Technology. *Retail Automation*. Vol. 13 No II, 1993.

Parker, D. D. 1962. Improved Efficiency and reduced Cost in Marketing. *Journal of Marketing*. 26, no 2 April 1962, p 16.

Pearce, J. A. Robinson, R. B. 1997. *Strategic Management. Formulation, Implementation, and Control*. 6th Edition. McGraw Hill.

Arntzen, B. C. Brown, G. G. Harrison, T. P. & Trafton, L. 1995. Global Supply Chain Management at Digital Equipment Corporation. *Interfaces*. Jan.-Feb. 1995.

Pearce, A. M. 1996. Efficient Consumer Response: Managing the Supply Chain for Ultimate Consumer Satisfaction. *Supply Chain Management*. Vol. 1, No. 2, 1996, p 11-14.

Perrow, C. 1973. The short and glorious history of organization theory. *Organizational Dynamics*. Summer 1973. p 11.

Poirier, C. C. & Reiter, S. E. 1996. *Supply Chain Optimization: Building the Strongest Total Business Network*, Barrett-Koehler Publishers, San Francisco, CA, 1996.

Poirier, C. C. 1998. The Path to Supply Chain Leadership. *Supply Chain Management Review*. Fall. <http://www.looksmart.com/p-search?!&search=1&key=Supply+Chain+Management+Review>

Poirier, C. C. 1999. *Advanced Supply Chain Management: How to Build a Sustained Competitive Advantage*. Barrett-Koehler Publishers, San Francisco, CA, 1999.

Pollitt, D. 1998. Logistics Management at the Threshold of the New Millennium. *Int. J. of Physical Distribution & Logistics Management*, Vol. 28, No. 3, 1998, p 167-226.

Porter, R. 1998. Managing the Supply Chain with Internet base. *Canadian Supply Chain and Logistics Journal*. Nov 1998. <http://www.infochain.org/quarterly/Journals.html>.

Pullin, John, 1995. *Management Services* April 1995 p 14.

Pullin, J. 1995. Just in Time for whom? *Management Services*. Vol. 39 Iss 4 April 1995, p14-15.

Quinn, F. J. 1998. An Interview with Michael Hammer. *Supply Chain Management Review*. Fall 1998. [search?!&search=1&key=Supply+Chain+Management Review](http://www.informaworld.com/ISSN1525-9716/1998/search?!&search=1&key=Supply+Chain+Management+Review)

Ramamritham, K. Stankovic, J. & Zhao, W. 1989. In UMASS, <http://icmas.cs.umass.edu/Distributed> Scheduling of Tasks with Deadlines and Resource Requirements. *Special Issue of IEEE Transactions on Computers*. Vol. 38, No. 8, p 1110-1123, August 1989.

Razzaque, M. A. 1997. Outsourcing of Logistics Functions: A Literature Survey. *Int. J. of Physical Distribution & Logistics Management*. Vol. 28, No. 2, 1997, p 89-107.

Robeson, J. F. 1987. *Logistics 1995: Top 10 Trends*. Presentation given at 17th Annual Transportation Logistics Educators Conference. September 27, 1987.

Roth, A. 1998. Operations Management in the USA. *Int. J. of Operations & Production Management*. Vol. 18, No. 7, 1998, p 668-674.

Rothkopf, M. & Harstad, R. 1994. Modelling Competitive Bidding: A Critical Essay. *Management Science*. 40(3), p 364-384, 1994.

Sabath, R. E. & Frenzel D. G. 1997. Go for Growth! Supply Chain Management's Role in Growing Revenues. *Supply Chain Management Review*. Summer 1997.

Samuels, C. Supply Chain Integration: Vision or Reality? *Supply Chain Management*. Vol. 1, No. 2, 1996, p 7-10.

Sanchez, J. A. Leggett, J. J. & Schnase J. L. 1994. Hyperactive: Extending an open hypermedia architecture to support agency. *ACM Transactions on Human-Computer Interaction*. 1, 4 (December), p 357-382 .

Sanchez, J. A. Azevedo, F. S. & Leggett, J. J. 1995. PARAgent: Exploring the issues in agent-based user interfaces. In Proceedings of the *First International Conference on Multi-agent Systems (ICMAS95)*, (San Francisco, CA, June) pp. 320-327.

Sandholm, T. 1996. *Negotiation among Self-Interested Computationally Limited Agents*. PhD Dissertation. University of Massachusetts at Amherst, Department of Computer Science.

Sandholm, T. & Lesser, V. 1995. Issues in Automated Negotiation and Electronic Commerce: Extending the Contract Net Framework. *First International Conference on Multi agent Systems (ICMAS-95)*, San Francisco, p 328-335.

Sandholm, T. & Lesser, V. 1995. Advantages of a Leveled Commitment Contracting Protocol. Extended version. University of Massachusetts at Amherst. *Computer Science Technical Report. TR 95-72*.

Sandholm, T. 1993. An Implementation of the Contract Net Protocol Based on Marginal Cost Calculations. *Eleventh National Conference on Artificial Intelligence (AAAI-93)*, Washington DC, p 256-262.

Sandholm, T. and Lesser, V. 1995. On Automated Contracting in Multi-enterprise Manufacturing. Proc. Improving Manufacturing Performance in a Distributed Enterprise: *Advanced Systems and Tools*. Edinburgh, Scotland, p 33-42, July 13-14.

Sandras, W. A. 1989. *Just in Time, making it happen*. John Wiley and sons, Inc. New York.

Schaefer, K. Patrity, V. Charpentier, P. Martin, P. & Spath, D. 1996. In PAAM 96 *The Multi -Agent Approach in Scheduling and Control of Manufacturing Systems* CRAN GGP, France.

Schniederjans, M. J. 1993. *Topics in Just in Time Management*. Allyn and Bacon. Boston.

Schwarz, L. B. 1981. Multi-Level Production / Inventory Control Systems. *Studies in Management Sciences*. North-Holland, Vol. 16. Amsterdam, p 163-193. Scott, W. G. & Mitchell, T. R. 1972. *Organization theory, rev ed.*. Richard D. Irwin. Inc. Homewood Ill. 1972. p 55.

Drucker, P. 1962. The Economy's dark continent. *Fortune Magazine*. Vol 65, no 4, April 1962. p 103.

Sebenius, J. 1992. Negotiation Analysis: A Characterization and Review. *Management Science*. 38(1), p 18-38, 1992.

Seiersen, N. 1999. 10 trends in Supply Chain Management. *Canadian Supply Chain & Logistics Journal*. November 1999. <http://www.infochain.org/quarterly/Journals.html>.

Baxter, L. F. Ferguson, N. Macbeth, D. K. Neil, G. C. 1989. Proc. 4th Int. Conf. *Just in Time Manufacturing*. October 1989. p 151.

Sen, S. & Durfee, E. 1994. The Role of Commitment in Cooperative Negotiation. *International Journal of Intelligent and Cooperative Information Systems*. 3(1) p 67-81, 1994.

Senge, P. 1994. *The Fifth Discipline: The art and practice of the learning organization*. New York. Doubleday.

Sepehin, M. 1986. *Just in Time, Not just in Japan*. Library of American Production.

Sewell, I. 1999. Supply Chain Planning: Increasing the Business Value. *Canadian Supply and Logistics Journal*. February 1999. <http://www.infochain.org/quarterly/Journals.html>.

Shaw, M. & Whinston, A. 1985. *Task Bidding and Distributed Planning in Flexible Manufacturing*, Proceedings of the Second IEEE Conference on Artificial Intelligence Applications, Miami, p 184-189.

Sheffi, Y. 1998. The Brave New World of Supply Chain Management. *Supply Chain Management Review*. May 1998.

Sheffi, Y. 1990. Third Party Logistics: Present and Future Prospects. *Journal of Business Logistics*. Vol. 11 no 2, 1990, p 27 - 39.

Shoham, Y. 1993. Agent-oriented programming, *Artificial Intelligence* 60: p 51- 92.

Smalley, L. J. 1981. *The development of an aggregate production plan for a furniture manufacturing company*. M Com, UNISA.

Smith, R. 1980. *Contract Net Protocol: Extension and Analysis*. The contract net protocol: High-level communication and control in a distributed problem solver. *IEEE Transactions on Computers*, C-29(12): p 1104-1113.

Smith, C. W. 1984. The Road to New Profits. *Marketing Communications*. June 1984, p 35.

Smith, R. G. & Davis, R. 1981. Frameworks for Cooperation in Distributed Problem Solving. *IEEE Transactions on systems, man, and cybernetics*. Vol. SMC-11, No 1, January 1981.

Soliman, F. 1998. The Role of SAP Software in Business Process Re-engineering. *Int. J. of Operations & Production Management*. Vol. 18, No. 9/10, 1998, p 886-895.

Spekman, R. E. 1998. An Empirical Investigation into Supply Chain Management: A Perspective on Partnerships. *Supply Chain Management*. Vol. 3, No. 2, 1998, p 53 - 67.

Sprumont, F.& Muller, J. P. AMACCOIA: *A Multi -Agent System for Designing Flexible Assembly Lines*, IIIA-University of Neuchatel, Switzerland.

Stacey, R. McNair, C. J. 1990. *Crossroads, A JIT success story*. Dow Jones - Irwin.

Stalk, G. Evans, P. & Shulman, L. 1992. Competing on Capabilities: The New Rules of Corporate Strategy. *Harvard Business Review*. March April 1992. p 63.

Stalk, G. Jnr & Howel, T. M. 1990. *Competing against time, how time based competition is reshaping*. The Free Press.

Stenross, F. M. & Sweet, G. J. 1991. Implementing an Integrated Supply Chain in Annual Conference Proceedings, Oak Brook, Ill: *Council of Logistics Management*, Vol. 2, p 341-351.

Stock, G. N. 1998. Logistics, Strategy and Structure. *Int. J. of Operations & Production Management*. Vol. 18, No. 1, 1998, p 37-52.

Sussams, J. E. 1994. The impact of logistics on retailing and physical distribution. *Logistics Information management*. Vol. 7 No 1. 1994. p 36 - 40.

Swaminathan, J. Smith, S. & Sadeh, N. M. 1996. *A Multi -Agent Framework for Modelling Supply Chain Dynamics*, Proceedings NSF Research Planning Workshop on Artificial Intelligence and Manufacturing, Albuquerque, NM, June 1996.

Swaminathan, J. M. Smith, S. F. & Sadeh, N. 1994. *Modelling the Dynamics of Supply Chains*, Proceedings AAAI-SIGMAN Workshop on Intelligent Manufacturing, Seattle, WA, August 1994.

Swaminathan, J. Sadeh, N. & Smith, S. 1995. *Information Exchange in the Supply Chain*, CMU-RI-TR-95-36, Technical Report, The Robotics Institute, Carnegie Mellon Univ., 1995.

Sycara, K. Decker, K. Pannu, A. Williamson, M. & Zeng, D. 1996. Distributed Intelligent Agents. *IEEE Expert*. 11(6): p 36 - 46, December 1996.

Decker, K. S. & Lesser, V. R. 1993. Quantitative Modelling of complex environments. *International Journal of Intelligent Systems in Accounting, Finance, and Management*. 2(4): p 215 - 234, December 1993.

Taylor, M. 1995. Beyond MRP: The Development of a Modern Scheduling System. *Logistics Information Management*. Vol. 8, No. 1, 1995, p 17-23.

Taylor, M. 1997. Beyond MRP - The Operation of a Modern Scheduling System. *Supply Chain Management*. Vol. 2, No. 2, 1997, p 43-48.

Taylor, J. C. 1998. Participative Design: Linking BPR and SAP with an STS Approach. *Journal of Organizational Change Management*. Vol. 11, No. 3, 1998, p 233-245.

Taylor, M. 1996. Enterprise Management - The Logical Integration of the Supply Chain. *Logistics Information Management*. Vol. 9, No. 2, 1996, p 16-21.

The JSE Handbook. 1999. Flesh Financial Publications (Pty) Ltd. Johannesburg. p 165, 191, 245.

Thierry, C. Bel, G. & Esquirol, P. 1993. *Multi-site Scheduling: a constraint-based approach*. International conference on Industrial Engineering and Production Management(IEPM 93) Fucam Mons 2 - 4. June 1993.

Thomas, J. 1994. How to rev up a partnership. *Distribution*. Vol 93 , Iss 11, Oct 1994, p 36-40.

Thompson, M. Effective Purchasing Strategy: The Untapped Source of Competitiveness. *Supply Chain Management*. Vol. 1, No. 3, 1996, p 6-8.

Thornton, P. 1989. Just in Time in sales and marketing. *Just in Time manufacturing*. October 1989. p 111 - 117.

Towill, D. R. 1998. Time Compression in the Supply Chain: Information Management is the Vital Ingredient. *Supply Chain Management*. Vol. 11, No. 2, 1998, p 93-104.

Upton, D. & McAfee, A. 1996. The Real Virtual Factory, Harvard Business Review, July-August, p 123-133, 1996.

Van Dyke Parunak, H. 1985. *Manufacturing experience with the contract net*. In Proceedings of the 1985 Distributed Artificial Intelligence Workshop, p 67-91, December 1985.

Varga, L. Z. Jennings, N. R. & Cockburn, D. 1994. Integrating Intelligent Systems into a Cooperating Community for Electricity Distribution Management. *Int. Journal of Expert Systems with Applications*. 7 (4), p 563-579.

Jennings, N. R. Varga, L. R. Aarnts, R. P. Fuchs, J. & Skarek, P. 1993. Transforming Standalone Expert Systems into a Community of Cooperating Agents. *Int. Journal Engineering Application of AI*. 6 (4), p 317-331.

Vidal, C. J. & Goetschalckx, M. 1997. Strategic Production-Distribution Models: A Critical Review with Emphasis on Global Supply Chain Models. *European Journal of Operational Research*. Vol. 98, 1997, p 1-18.

Vollman, T. E. Berry, W. L. & Whybark, D. C. 1992. *Manufacturing Planning and Control Systems*, Irwin, Homewood, IL.

Wada, Y. *An Agent Oriented Schedule Management System-IntelliDiary*. Fujitsu Laboratories, Japan.

Wafa, M. A. 1996. The Impact of Supplier Proximity on JIT Success: An Informational Perspective. *Int. J. of Physical Distribution & Logistics Management*. Vol. 26, No. 4, 1996, p 23-34.

Walker, M. 1994. Supplier - Retailer collaboration in European Grocery Distribution. *Logistics Information Management*. Vol. 7 no 6. 1994. p 23 - 27.

Ware, T. M. 1998. A Process Quality Model for the Analysis, Improvement and Control of Supply Chain Systems. *Logistics Information Management*. Vol. 11, No. 2, 1998, p 105-113.

Whang, S. 1995. Coordination in operations: A taxonomy. *Journal of Operations Management*. 12, p 413-422, 1995.

Whang, S. 1993. Analysis of Interorganizational Information Sharing. *Journal of Organizational Computing*. 3(3), p 257-277, 1993.

Willis, T. & Pohlkamp, F. 1993. Evaluation Measures of Just-in-Time Supplier Performance. *Production and Inventory Management Journal*. p 1 - 6, 2nd Quarter, 1993.

Wittig, T. Jennings, N. R. & Mamdani E. H 1994. ARCHON - A Framework for Intelligent Cooperation. *IEE-BCS Journal of Intelligent Systems Engineering - Special Issue on Real-time Intelligent Systems in ESPRIT*, 3 (3) 1994, p 168-179.

Wong, A. 1999. Relationship for Quality Improvement in the Hong Kong-China Supply Chain. *Int. J. of Quality & Reliability Management*, Vol. 16, No. 1, 1999, p 24 - 41.

Wooldridge, M. & Jennings, N. 1995. Intelligent agents: Theory and practice. *Knowledge Engineering Review*. 10(2): p 115 - 152, 1995.

Yusuf, Y. Y. 1985. An Empirical Investigation of Enterprise - Wide Integration of MRPII. *Int. J. of Operations & Production Management*. Vol. 18, No. 1, 1998, p 66 - 86.

Zhao, W. Stankovic, J. & Ramamritham, K. 1990. A Window Protocol for Transmission of Time Constrained Messages. *IEEE Transactions on Computers*. Vol. 39, No. 9, p1186-1203, September 1990.

Zlotkin, G. & Rosenschein, J. S. 1996. Compromise in Negotiation: Exploiting Worth Functions over States. *Journal of Artificial Intelligence*. 84, p 151-176, 1996.

APPENDIX 1

Description	Yes	No
1. Are the customer base segmented on service needs ?		
2. Is the supply chain being adapted to serve these segments ?		
3. Is the supply chain customized to service these segments ?		
4. Are market signals and scientific forecasting used often ?		
5. Is demand planning aligned with forecasting ?		
6. Is there a policy of openness towards the biggest suppliers ?		
7. Is a chain wide technology available ?		
8. Does the technology give a clear view of flow of products and information ?		
9. Does the technology integrate with other in store systems?		
10. Is a channel spanning performance measure in place ?		
11. Does the performance system measure customer service ?		
12. Are the supply chain strategy integrated with the overall group strategy ?		
13. Are the supply system integrated with those of suppliers ?		
14. Is outsourcing utilised ?		
15. What percentage of the supply chain is out sourced ?		
16. Are cost data the most important factor in SCM ?		
17. Is quick 'hit' savings a priority ?		
18. Is a specific person appointed at a high level to oversee supply chain management ?		
19. Does a list of continuous improvement opportunities exist ?		
20. Is this list upgraded regularly ?		
21. Does a 'toolkit' with benchmarks exist that defines best practises ?		
22. Is process mapping, at retailer and supplier being used ?		
23. Have you ever heard of a value chain constellation ?		
24. Is the current Supply Chain technology digital ?		
25. Is the organisation Internet enabled ?		
26. Is the organisation currently utilising a Supply Chain Model ?		
27. Are separate funds for technology development for the Supply Chain budgeted for?		