FEBRUARY 2019

The South African Philatelist

All about stamps

THE JOURNAL OF THE PHILATELIC FEDERATION OF SOUTH AFRICA SINCE 1932

volume 95:1. 952

www.stamps.org.za

FREE TO AFFILIATED MEMBERS



Postcard: The Blue Train near Pretoria', used 1977



Genuine 'Sticky Stuff'?



The Schlesinger Air Race



Union Customs Duties

East Rand 100 Stamp Show
under the auspices of the Philatelic Federation of South Africa
Make a Note: • 4 - 7 SEPTEMBER 2019 • BENONI •

9 771812 164020

ISSN 0038-2566

Digitised by the Department of Library Services in support of open access to information, University of Pretoria, 2024

Sandafayre

The Stamp People



Since 1976 our *unique weekly auctions*

offer you **1000's** of lots from **£20** to **£20,000**

Professional descriptions and pricing

(by our full time career philatelists)

Professional Customer service

(from our fully qualified accounting and administrative staff)

Professional packing and shipping

(by our dedicated full time despatch team)

visit Sandafayre.com

Follow us on:

SANDAFAYRE, PARKGATE, KNUTSFORD, WA16 8DX, UK. Tel: +44 (0)1565 653214 Email: stamp@sandafayre.com

Digitised by the Department of Library Services in support of open access to information, University of Pretoria, 2024

FEBRUARY 2019 Vol 95 Number 1 Whole No 952

The South African Philatelist

Contents

The Journal of the Philatelic Federation of South Africa
www.stamps.org.za

Awards:
- Large Silver Hafnia 1994,
- Silver Bronze Pacific 1997,
- Vermeil APS Stampshow1999,
- Large Silver Egoli 2001,
- Federation Plaque 2004,
- Silver España'06, Literature Award 2006,
- Large Silver NZ Literature Exhibition 2007,
- Large Silver JAKARTA 2008,
- Large Vermeil IPHLA 2012.



Wishing All Our Readers A Prosperous New Year!
See page 11

REGULARS

4 Letters to the Editorial Board
4 Closing dates for future issues
7 Phun with Postmarks
8 The 'ABC' of Stamps
11 Errors on Stamps
17 New Issues
33 Society news

ADVERTISERS

2 Sandafayre
5 Stephan Welz
9 David Feldman SA
11 Janssen Stamps
15 Rand Stamps
18 Corinphilia Auction
24 John & Mark Taylor
35 Stanley Gibbons
36 Spink

FEATURES

6 2019 - East Rand 100 Stamp Show
by Dr Ian Matheson RDPSA

6 Founding Fathers of the Royal
by The Royal Philatelic Society London

10 Exhibition Report: Thailand 2018
by Vernon Mitchell

11 Inter Club Quiz
by David Wigston

12 The Union of South Africa: Customs Duty/Douane Stamps
by Dr Gerhard Kamffer RDPSA

16 Segmental Colour Bars in the Protea Definitive Series
by Dr Vic Sorour

20 The TBVC Report: The Evolution of the first definitive printer's sheets
complied by Heinz Wirz

22 The 1997 & 1998 Blue Train Issues
by David Sinclair

25 'Sticking Stuff'
A comment on the 'rules'
by H C J (Monus) Flemming

28 The 1936 Schlesinger Air Race
by André du Plessis & David Wigston

THE EDITORIAL BOARD
Alan Rose: roses@wol.co.za
Moira Bleazard: bleazard@telkomsa.net
Robin Messenger: messenger.robin@gmail.com
Janice Botes *Production Editor*: janice@gdb.co.za
David Wigston: speedbird.imperial@gmail.com
Peter van der Molen RDPSA, FRPSL: molens@pixie.co.za

EDITORIAL CONSULTANTS
Alex Visser : alex.visser@up.ac.za
Chris Mobsby RDPSA, FRPSL: mobsbyc@mweb.co.za
Michael Wigmore RDPSA: dcrocker@lando.co.za
Gerhard Kamffer RDPSA: kamffer@netactive.co.za

FEDERATION SECRETARY
Jill Redmond RDPSA: pfsasec@mweb.co.za.
Tel: +27 (0) 11 917 5304

PRODUCTION & LAYOUT
Janice Botes: janice@gdb.co.za
Tel: +27 (0) 11 454 5940

All South African stamps are reproduced with the permission of SAPO
Post Office

Digitised by the Department of Library Services in support of open access to information, University of Pretoria, 2024



Correspondence to THE SA PHILATELIST should be addressed to the Editorial Board. Material received is most welcome and will be reviewed. Articles, letters and items of interest may be published and stand the chance of being rewarded with a STAEDTLER writing gift.

Sponsored by STAEDTLER®

JANICE COMPLETES HER 90TH SOUTH AFRICAN PHILATELIST



From L to R: David Wigston, Robin Messenger, Alan Rose, Moira Bleazard, Peter van der Molen and Janice Botes.

Janice Botes is employed by the PFSA as the *SAP* Production Editor, where she 'sets' all material submitted by contributors for review with the Editorial Board.

In addition, she negotiates with authors on amendments required, handles all advertising matters together with soliciting prizes and promotional materials, covering also liaison with printers and despatching of journals. Janice has now completed her 15th year in that function and has put together ninety issues of the *SAP*, starting with issue number 863 of April 2004 and has now completed the present one, number 952 of February 2018, without missing a single issue over that period. Her colleagues on the Editorial Board congratulate Janice on this achievement and are extremely proud to have her on the *SAP* team. We now all look forward to Janice completing her 'centenary' with the October 2020 issue.

Peter van der Molen RDPSA, FRPSL
Chairman, *SAP* Standing Committee
and the *SAP* Editorial Board.

The SA Philatelist

Publication closing dates for **FINAL** submission of Advertising Material to avoid late delivery.

ARTICLES should be submitted in the month prior:

• ***April*** 2019	- Vol. 95: 2. 953 : **06/03/2019**
• ***June*** 2019	- Vol. 95: 3. 954 : **07/05/2019**
• ***August*** 2019	- Vol. 95: 4. 955 : **09/07/2019**
• ***October*** 2019	- Vol. 95: 5. 956 : **10/09/2019**
• ***December*** 2019	- Vol. 95: 6. 957 **08/11/2019**
• ***February*** '20	- Vol. 96: 1. 958 **06/01/2020**
• ***April*** 2020	- Vol. 96: 2. 959 : **09/03/2020**



Dear Reader,

A special request... If you change your address, please let our Membership Secretary know. We do need to keep on top of our mailing list in order to ensure that you continue to receive your copy of *The SA Philatelist*. Kindly notify Jill Redmond of any changes by sending an email to pfsasec@mweb.co.za or call 011 917 5304.

PLEASE NOTE:

Enquiries regarding subscriptions and membership can be referred to Jill Redmond RDPSA at pfsasec@mweb.co.za
Tel: +27 (0)11 917 5304

Contributions and **letters** for the publication must be forwarded to the Editorial Board of *The SA Philatelist*, PO Box 131600, Benoryn, 1504. South Africa or
email: saphilatelist@iafrica.com

Subscription & circulation: Annual subscription rate for 2019 in South Africa is R324.00.
For SADC countries, the subscription is R600.00 per year. International overseas, the subscription is R800.00 per year.

These prices all include postage via airmail. Should you have enquiries or wish to subscribe, please communicate with the Membership Secretary/Subscriptions Manager: email: pfsasec@mweb.co.za

Publication: This journal is published by ***The Philatelic Federation of South Africa***. The Secretary is Jill Redmond RDPSA. P O Box 9248, Cinda Park 1463. email: pfsasec@mweb.co.za Tel: +27 (0) 11 917 5304

Advertising: Rates available from the Advertising Manager, Box 131600, Benoryn, 1504 or email

The Production Editor: Janice Botes
email: janice@gdb.co.za

DISCLAIMER:

The views expressed in this publication do not necessarily represent those of the Philatelic Federation of South Africa. While every effort is made to ensure accuracy and honesty in the editorial columns of this magazine, the publisher and editor cannot be held responsible for inaccurate information supplied and consequently published. Publication of articles is subject to availability of space and cannot be guaranteed in each edition. Copyright for material published in this magazine is strictly reserved. Illustrations are not necessarily actual size because of space constraints.

EDITORIAL POLICY:

The Editorial Board reserves the right to accept or decline any articles, letters or any other material submitted for publication, and reserves the right to effect minor changes of spelling, punctuation, grammar and word choice without requesting prior permission from the author(s). For more substantial revisions, such as shortening or restructuring, either the Board will request the author(s) to effect such changes or will propose amendments to the author prior to publication - if no agreement can be reached then publication will be declined.

Digitised by the Department of Library Services in support of open access to information, University of Pretoria, 2024

Welz online

The Vega Sale
Stamps & Coins



SWAZILAND 1892

1/2d Grey overprinted 'Swazieland' in red
Used Pair with Missing overprint on one stamp. BPA Certified

R 12 000 - R 15 000



KRUGERRAND PROOF 1971

1 oz Gold in SAM box
Low mintage 6000

R 18 000 - R 20 000

Welz Online presents the Vega Sale, featuring a wide variety of collectable stamps and coins from across the globe.

Register to bid at **www.stephanwelzandco.co.za** and follow the auction

Date of sale: 19-26 Feb 2019 (ending at 21h00 SAST)
Viewing date: 12-20 Feb 2019 (Come in and let us help you register)
Viewing Time: 10am- 4pm
Items can be viewed online through **www.stephanwelzandco.co.za**
or at our Johannesburg offices at the Killarney Country Club,
60 5th Street, Houghton Estate

Special appointments to be made with
Andrew Kennedy - **andrew.kennedy@stephanwelzandco.co.za**
or call **+27 11 880 1325**

Stephan Welz & Co. EST.1968
FINE ART & DESIGN AUCTIONEERS TM

Home of the Collector.

Download the
Stephan Welz & Co. app

Digitised by the Department of Library Services in support of open access to information, University of Pretoria, 2024

East Rand 100 Stamp Show

under the auspices of the Philatelic Federation of South Africa

VENUE: The Lakes Hotel. 1 Country Lane, Lakefield. Benoni.

DATE : **September 4th to 7th 2019.**

CHAIRMAN OF THE ORGANISING COMMITTEE: Ian Matheson RDPSA



East Rand 100 - this is the name of the exhibition, as it is the centenary of East Rand Society.

The venue will be The Lakes Conference Centre, 1 Country Lane, Lakefield, Benoni. The hall is 650 square metres in area, adequate for over 300 frames.

Facilities have also been arranged to accommodate the dealer stands, jury room, Congress, facilities for specialist society meetings, a snack area and Palmares at the same venue. The hotel has a fine restaurant too. Accommodation is available at the Conference Centre / Hotel or at numerous Bed and Breakfast sites within walking distance or a short drive from the exhibition.

The show will run from Wednesday 4 September to Saturday 7 September 2019. Tuesday 3 September has been booked for erection of frames and mounting. Judging will take place while the exhibits are on display, now a common practice at international shows. The exhibits will be taken down and frames dismantled on Saturday evening and Sunday.

Congress is scheduled for Friday 6 September, and the Palmares for Saturday 7 September. The show will not close early on Saturday, because, unlike last year, we do not need the same room for the Palmares.

The dates are earlier than the traditional October dates to avoid the high conference season.



Further information can be obtained from Jimmy Mitchell jimmy.hcmitchell@gmail.com or Ian Matheson ian@cdi.biz.

The Founding Fathers of the 'Royal'

STOCKHOLMIA 2019 celebrates the 150th Anniversary of the founding of The Royal Philatelic Society London (RPSL). The exhibition takes place in Stockholm, Sweden.



www.stockholmia2019.se

On each day of the exhibition, one of the Founding Fathers of the RPSL will be celebrated starting with **Sir Daniel Cooper** (1821-1892) on Vernissage Day, 28 May.

After a long career in business in New South Wales, Sir Daniel returned to England where he began a stamp collection in 1862. When the Society was formed on 10 April 1869, Sir Daniel became its first President. He also presented the very first paper titled *Earliest Sydney Stamps and Proofs of the Sydney Views*. He was also the first collector to show the famous Hawaiian 'missionaries' in England. In 1877, he sold his collection to Philippe von Ferrari for £3,000.

The 29th May is devoted to **James Ludovic Lindsay**, Earl of Crawford (1847-1913). He began a serious collection of stamps in 1899 working closely with Stanley Gibbons Limited. He enjoyed adding artist's drawings, essays and proofs to illustrate the development of a stamp issue. The Earl sought the King's permission to use the word Royal in the Society's name in 1906. He also assembled a huge philatelic library which was later bequeathed to the British Library.

On the third day the focus is on **Frederick Adolphus Philbrick** (1835-1910). He began collecting stamps in the late 1850s and it was Philbrick who proposed the formation of the Society in 1869. He served as the Society's second President, opening his home for meetings. In 1883, he instituted the tradition of having an annual dinner. In 1882, his extensive worldwide collection was sold to Ferrari for £8,000.

Dr Charles William Viner (1812-1908) is particularly remembered on 31 May. He started collecting stamps in 1859 and compiled some of the earliest catalogue listings. He frequently sent off as much as £5 to postmasters all over the world asking them to mail him the latest issues. In the 1860s, he edited a number of philatelic magazines. It was Viner who proposed that the Society should publish monographs on the stamps of all countries.

Thomas Keay Tapling (1855-1891) is widely remembered today as he bequeathed his enormous collection to the British Library where parts of it are available for inspection. He studied law but had to take over the very profitable family business in 1882. From then on, he was a wealthy man and had enough free time to indulge in his stamp hobby. In 1890, he chaired the committee that organised the celebration of the 50th Anniversary of the postage stamp. Tapling will be celebrated on 1 June 2019.

On the last day of the exhibition, **Marcellus Purnell Castle** (1849-1917) will be in the limelight. He hardly ever missed a Society meeting for the last 40 years of his life. In January 1892, Castle produced the first issue of *The London Philatelist*, the magazine that he then edited until his death in 1917.

It is only fitting to remember all these pioneers when the RPSL is now celebrating its sesquicentennial.

PostNord, the Danish-Swedish Postal Service, will be using seven different commemorative handstamps during the exhibition. The designs are the work of Bengt Bengtsson FRPSL who over the years has designed more than 50 handstamps for mostly philatelic events in Sweden. More information about the designs and pictures of the handstamps can be found at the website.

Digitised by the Department of Library Services in support of open access to information, University of Pretoria, 2024



Phun with postmarks

by Alex Visser RDPSA, Pretoria Philatelic Society Email: alex.visser@up.ac.za

Who did it?

Post offices are not immune to criminality, and this has been true for a long time. Stolen or misplaced date stamps were reported in the Union Post Office Circulars (UPOC) up to the time South Africa became a Republic when they were renamed Republic Post Office Circulars (RPOC). Putzel in the Encyclopaedia Volume 1 mentioned these 'lost' date stamps in the historical introduction. Date stamps in the wrong hands could hold an important implication as was described in the *Phun* column in the December 2018 *SAP*.

It is an interesting challenge to try and identify which of the recorded date stamps were the ones that were 'lost'. Examples of the *phun* for a selected few offices are provided in this column. The listing in Putzel started in 1923, and the last one was in 1980. It is unlikely that date stamps had stopped being lost, as I remember a discussion a few years ago with the Regional Postmaster in Vryburg where he supported the use of self-inking date stamps. These were not often lost in comparison with the steel date stamps that were stolen for scrap iron.

Hondeklip Bay (UPOC 281 of 12.11.1923)

Date stamp and seal stolen, no date given, but it should be before this UPOC date. The single circle date stamp with 'C.G.H' at base (Fig.1) was recorded used until 12.12.1913. The next date stamp, a 31mm circle with English name has only been recorded dated on 11.1940 (illustration too poor to reproduce). This is most likely the replacement date stamp. The stolen date stamp could be either the single circle or as yet unrecorded date stamp. The seal has not yet been recorded. Who can help?



Fig.1: Single circle Cape date stamp used until 12.12.1913.

Driefontein Station
(UPOC 772 of 10.4.1933)

Date stamp had disappeared, thought to have been stolen. This office is located near Germiston, and had three date stamps before the office was transferred to the station. The Station had two date stamps, shown as Figs.2a and b. Fig.2a has been recorded used until 18.3.1931 and Fig.2b seen used from 13.11.1935. It is thus likely that Fig.2a was the date stamp that disappeared and Fig.2b became the replacement. It is unlikely that the replacement was produced immediately, and either a skeleton type relief canceller or SA Railways cachet was used in the intervening period.



Fig.2: Driefontein Station date stamps (a) used until 18.3.1931 and (b) used from 13.11.1935.

Transvaal TPO North (UPOC 822 of 26.3.1934)

The Travelling Post Office (TPO) was the name given to a special type of van which was attached to a main line train. Its purpose was for mail matter to be sorted en route to expedite delivery. All matter processed received a date stamp of the particular TPO which served as transit mark. The stamps on mail matter accepted by staff at intermediate stations were cancelled, and thus cancelled stamps loose or on cover are relatively scarce. The Transvaal TPO North operated between De Aar and Johannesburg from 1919 to 1950. There were 12 date stamps with counter numbers from 1 to 10.

The UPOC reported that Transvaal TPO North date stamp number 8 (Fig.3) was reported missing. Since it was used for a relatively short period it is an elusive item. In this case there is no doubt about the date stamp that was lost as there was only one with number 8.



Fig.3: Transvaal TPO North date stamp lost in 1934.

Durban (RPOC dated 4.8.1980)

It was reported that a steel date stamp engraved Durban 62 and a pair of lead sealing pliers engraved Brondal were missing. The time sequence of Durban date stamps with number 62 that encompass the RPOC date are shown in Figs.4a and b. The one in Fig.4a was seen used 1.7.1960 and the other date stamp was seen used from 2.3.1990. This is a large time gap and suggests that the Fig.4a was the one that was lost. For each of the two date stamps only the one date was recorded. One often hears the comment that it is not interesting to study postmarks of larger offices as they are plentiful. I contend that there are a number of date stamps from larger offices, such as this example, that are scarcer than smaller offices.



Fig.4: Durban date stamps with (a) having been lost and (b) being a later replacement.

Supplement to the Dutch connection
(*SAP* August 2018, p. 111)

It is well-known that the moment information is distributed in print there will be further updates. I am indebted to a Dutch correspondent who pointed out additional information.

Two post offices were omitted from the previous list, namely Utrecht (named after Dutch town, opened 1868(?) in the Transvaal Republic) and Delft (1992 in Cape Town). I had only used exact names, but with poetic license one could include New Arnhem (near Ermelo in Transvaal, 1.9.1903 to 1.7.1915).

Besides the place names, there are also two Dutch provinces that were used to name towns, namely Limburg (opened 3.4.1923) and Overyssel (opened 27.6.1938, initially as Overyzel), both in the vicinity of Potgietersrus, now Mokopane (since 2007).

Skelms is oral, ook in die poskantoor stelsel. En dit was nog altyd so. Datumstempels is vroeër jare gebruik om geld in die posspaarbank boekie te krediteer. Dit kan nie meer gebeur nie want die boekiestelsel is gestaak. Deesdae word die verlore stempels gebruik vir skrotyster. Dit is nogal 'n uitdaging om te bepaal watter stempels die verlorenes was. Heelwat vrae het in hierdie rubriek na vore gekom en miskien kan lesers help met die onopgeloste vrae.

Digitised by the Department of Library Services in support of open access to information, University of Pretoria, 2024



The ABC of stamps

by David Wigston, East Rand Philatelic Society



In this month's ABC we deviate from our normal format to look at some of the abbreviations used in stamp collecting. To the average collector these abbreviations are probably puzzling and baffling. They feature in cancellations and cachets, which were described in the December 2018 issue, making this column an extension of the previous one.



Fig.1

C.T.O. Cancelled-To-Order

A cancelled-to-order cover is one where the stamp(s) have a postmark applied by a post office clerk, on request, and the item is handed directly back to the collector or dealer. The important point is that the item has not travelled through the post. While this does result in almost perfect cancellations, the practice is frowned upon. C.T.O. stamps have little commercial value. It is easy to recognise a C.T.O. cover when there is no address plus a perfect cancellation (Fig.1). A C.T.O. cover is usually also a F.D.C. – note the differences in the cancellations with that of Fig.2 which has passed through the post.



Fig.2

D.L.O. Dead Letter Office

When mail cannot be delivered, it is returned to the sender. If there happens to be no return address, then the mail is sent to the Dead Letter Office where the item is opened in an attempt to find a return address. A cachet is applied to the cover (Fig.3). If the item cannot be returned, contents of any value are auctioned while the correspondence is destroyed. Annually, about 20-million undeliverable items in the UK end up in Belfast, while in the US, some 90-million undeliverable items accumulate in Atlanta.



Fig.3

F.D.C. First Day Cover

Sometimes also referred to as an F.D.I. (First Day of Issue) this is the use of a stamp on a cover or postcard on the first day that issue is authorised for postal use (Fig.2). The collector needs to consult a catalogue to verify the date of issue.



Fig.4



Fig.5

F.P.O. Field Post Office

This is a post office set up in the field during time of war or military manoeuvres. The US refers to A.P.O. (Army Post Office), the A.F.P.O. (Air Force Post Office) and F.P.O. (Fleet Post Office). Canada uses M.P.O. (Military Post Office). As these post offices move around during war time, no place names are indicated in the cancellation, merely a number (Fig.4). These post offices often worked under the most rudimentary conditions. Figure 5 shows an A.P.O. during the Korean War. Identifying the location of an F.P.O. at a specific time is a challenge. However, catalogues are available in which the identity and location of the F.P.O. can be traced.





Fig.6



Fig.7



Fig.8

T.P.O. Travelling Post Office

Refers to a mobile post office, usually a train but can also be a bus or van. Mail handled in a travelling post office usually receives a postmark marked T.P.O. together with the names of two towns on the route. Sometimes the word UP and DOWN (Fig.6) were used to show the direction of travel. Variations can be found, such as the use of DAY or NIGHT MAIL, or NORTH or SOUTH (Fig.7), in the postmark. In the US the inscription R.P.O. (Railway Post Office) was used. The Post Office made use of a dedicated coach, where mail collected at the various stations en route was cancelled and sorted (Fig.8).

Digitised by the Department of Library Services in support of open access to information, University of Pretoria, 2024

David Feldman
INTERNATIONAL AUCTIONEERS

Consign with us

For over 50 years, David Feldman has been entrusted to assist thousands of collectors from all over the world with finding a new home for their prized philatelic treasures.



Our Philatelists will be travelling to South Africa in February 2019 and will be available to value your collections and discuss consignments to our auctions in Switzerland

Our Chief Philatelist Marcus Orsi will be delighted to meet old and new clients in the Cape Town and Johannesburg areas. Please contact us to make an appointment or to ask any questions about consigning with us:

Email: info@davidfeldman.com
Telephone: + 41 22 727 07 77

David Feldman SA
59, Route de Chancy
1213 Petit Lancy, Geneva, Switzerland
Tel. +41 (0)22 727 0777
Fax +41 (0)22 727 0778
Email info@davidfeldman.com

www.davidfeldman.com

Digitised by the Department of Library Services in support of open access to information, University of Pretoria, 2024



EXHIBITION REPORT

THAILAND 2018 WORLD STAMP EXHIBITION

Report by the SA Commissioner, Vernon Mitchell, Port Elizabeth Philatelic Society

The Thailand 2018 World Stamp Exhibition under the patronage of FIP and auspices of FIAP was held in Bangkok from 28 November to 3 December 2018.

The venue was The Royal Paragon Hall at the Siam Paragon Centre. This exhibition was the sixth FIP World Stamp Exhibition to be held in Thailand; the first one was in 1983.

On 28 November, Pansak Siriruchatapong, Vice Minister for Digital Economy and Society and the Event Chairman, presided over the opening ceremony. Speeches were also made by Dr. Prakob Jirakitti, President of the Philatelic Association of Thailand, under the patronage of HRH Princess Maha Chakri Sirindhorn and Mrs Samorn Therdthampibul, Managing Director of the Thailand Post Co. Ltd. For the event Thailand Post launched five specially designed tourism stamps to promote 'must see' attractions in five provinces.

A total of 2,647 frames of the World's finest Philatelic collections were on display including the private collection of HRH Princess Maha Chakri Sirindhorn from Thailand and HRH Sultan of Selangor from Malaysia, as the highlight of the World Stamp Exhibition. Just over 603 exhibits were brought and mounted by 72 Commissioners. The exhibits in 14 classes were judged by 62 Jurors and 33 Large Gold and 110 Gold Medals were awarded. The South African exhibitors achieved the following results:

- Ian Matheson: *Entertainment Tax in South Africa*. 5 frames. 91pts. Gold & SP.
- Gerhard Kamffer: *The Road to Democracy in SA up to 1994*. 8 frames. 90 pts. Gold.



- Patrick Flanagan: *The Double Head Stamps of Rhodesia 1910-1913*. 5 frames. 88 pts. Large Vermeil.
- Emil Minnaar: *Airmails of Rhodesias & Nyasaland until 1946*. 8 frames. 86 pts. Large Vermeil.
- Avi Barit : Lesotho: *The 1981 Lesotho Bird Definitive Set*. 5 frames. 62 pts. Bronze.
- Gila Orkin: *Namibia The Overprints of the 2000s & their origin*. 1 frame. 72 pts.

Howard Green represented South Africa on the jury and at the FIAP meetings and on 1 December 2018, FIAP members met and elected the following members:

- Mr Bernard Beston (Australia) as FIP President.
- Mr Prakob Chirakiti (Thailand) as FIP Vice President.
- Mr Richard Tan (Singapore) as FIP Director.

Then a dinner reception was held as an invitation to *China 2019 World Stamp Exhibition in Wuhan, China* which takes place from 11 - 17 June 2019.

The Palrmares Banquet, was hosted on 2 December in the Rajthevee Grand Ballroom at the Asia Hotel. The final event was held at the Exhibition Centre where HRH Princess Maha Chakri Sirindhorn presented the top awards to the winners.

The exhibition was well attended and a huge success. I would like to thank the Thailand Organising Committee and everyone involved with the exhibition for their warm welcome, hospitality and efficient assistance throughout my stay and congratulate them on an outstanding exhibition.

I was privileged to represent South Africa as Commissioner to the Thailand 2018 World Stamp Exhibition and would like to thank the Philatelic Federation of South Africa for nominating me.

My sincerest thanks to Howard Green for all his assistance and support throughout the exhibition.

On a personal note, I would like to express my sincere thanks and gratitude to Emil Minnaar for his guidance, support and leadership that he afforded me.



Digitised by the Department of Library Services in support of open access to information, University of Pretoria, 2024

Comic Corner

Stamps that make you SMILE

by Volker Janssen, Fish Hoek PS and the Royal Philatelic Society of Cape Town

Episode 50

Errors on Stamps...

'WRONG SWAN'





This 60 sene stamp of Samoa was issued in May 1986 for the International Stamp Show 'AMERIPEX'. It was announced by the postal administration that it showed the U.S.S. *Swan*, a mine-sweeper of the U.S.Navy of the *Albatros* type, built in 1919 which served in the Pacific Ocean, near Samoa, in 1942 during World War II.

The ship on the stamp has the same name but is definitely the wrong one because it was built long after the war. (The original '*Swan*' is shown below the stamp.)

The 2018 Annual Inter-Club Stamp Quiz

On the evening of Wednesday, 21 November 2018, four teams squared up against each other in the Annual Inter-Club Stamp quiz organised by Clive Carr of the Philatelic Society of Johannesburg. The four participants were East Rand, Sandton, Wits and Philatelic Society of Johannesburg. The quiz master, Robin Messenger, promised that the questions were not difficult - the contestants agreed to differ on that point. Terry Lydall was the arbitrator, conciliator, judge and jury.



Gary Pienaar, Ian Matheson, Ted Roberts, Quiz Master - Robin Messenger, Clive Carr, Ray Hackworth and Terry Lydall.

There were four categories: the first set of questions related to varieties found in Union stamps, which floored most of the contestants who were not Union collectors. The second set of questions related to the identification of the first stamps issued by certain countries.

The third set was the naming of the currencies used by certain countries on their stamps. The last set called for the previous names of six countries. Much fun was had by all regarding what qualified as a correct answer being hotly contested between the four teams. The quiz was won by PS of J, followed by Wits, with Sandton and East Rand bringing up the rear. A generous spread of eats provided by PS of J, followed after the competition.



Jim Findlay, Rudiger von Varendorff, David Chandler, Dennis Tessendorf, Chris Carey Charles Kuhn (obscured).

THE CHINESE NEW YEAR

by MARITZBURG PHILATELIC SOCIETY

2019 - the Year of the Pig - the Chinese New Year starts on 5 February, so it is not too late to wish all readers a Happy and Prosperous New Year!

This is the Chinese Year of the Earth Pig starting in February and lasting until 24 January 2020. 'Pig' is the twelfth in the twelve year cycle of Chinese Zodiac Signs. The years of the pig include 1923; '35; '47; '59; '71; '83; '95; 2007 and now 2019.

Jersey were quick off the mark and *The Year of the Pig* is the subject of Jersey Post's first stamp issue of 2019, released on Friday 4 January. Illustrated by Wang Huming in Beijing, China, the issue comprises a single stamp and a Miniature Sheet and forms the fourth part in Jersey Post's series celebrating the Lunar New Year, preceded by Year of the Dog (2018), Year of the Rooster (2017) and Year of the Monkey (2016). In Chinese culture, pigs represent good luck and fortune and are thought to attract wealth. People born in the year of the pig are friendly and popular although they can also be gullible and judgemental.



The 2019 Lunar New Year stamp from Jersey Postal Service celebrates the Year of the Earth Pig.

New Philatelic Catalogues 2019



SACC
36th Edition
2019-2020
revised and updated.
Now available
R780.00



MICHEL
Southern Africa
40th Edition 2018/2019
753 pages, full colour,
in German, Prices in EURO.
Now available
R 1690.00

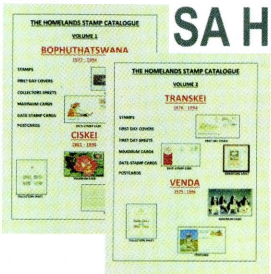

SA Homelands
NEW (1st Edition)
First specialized catalogue in two volumes. 2018/19.
Now available
R 465.00 each

JANSSEN STAMPS, P O BOX 404, SIMON'S TOWN, 7995
WWW.JANSSENSTAMPS.COM / TEL. 021 786 1548 (MO-FR.10 - 18) / Email: info@janssenstamps.com

Digitised by the Department of Library Services in support of open access to information, University of Pretoria, 2024



THE UNION OF SOUTH AFRICA: CUSTOMS DUTY/DOUANE STAMPS

by Dr Gerhard Kamffer RDPSA, Pretoria Philatelic Society

Part 1: Stamps used over the period 1910 - 1961

Customs duty stamps were introduced to enable overseas business concerns to prepay the customs duty on packets containing printed advertising matter (with the exclusion of catalogues and price lists), and can be regarded as revenue stamps.

It all started when the four colonies (Cape, Natal, Transvaal and the Orange River Colony) combined into a customs union and established a uniform tariff in 1905. It was then announced by the Postmaster General of the Cape in 1906 that various categories of printed matter coming into South Africa, through the post, were made subject to a duty.

The focus of this article will be on the stamps used for this purpose after the formation of Union in 1910. The aim is to introduce these types of stamps to collectors, and illustrate a selection and their usage. Customs Duty stamps can be regarded as revenue stamps and should be included in any such Union collection.

Duty was charged on the net weight in terms of the Customs Tariff, for example *"Under 1 oz. - ½d, From 1 oz. to 3 oz. - 1d, From 5 oz. to 8 oz.- 3d, Thereafter to the nearest penny based on the actual weight"*. The senders of such packets could, if they so desired, assess the duty at the rate mentioned and prepay by affixing to the packets postage stamps of the Union overprinted 'Customs Duty' or 'Douane' to be obtained at the Office of the High Commissioner in London and later also from the SA Consul General in New York.

The stamps were initially produced by overprinting selected values from the different former colonies with the words 'CUSTOMS DUTY' (Fig.1). After 1913 the Union's postage stamps were overprinted 'CUSTOMS DUTY' and since 1931 'DOUANE'. After April 1930 and right up to 1961 all the Union's stamps with the exception of the re-issue of the ½d, were printed by the rotary process at the Government Printer in Pretoria. These stamps were



Fig.1: Handstamp in two lines.(Group 1: Hagger).



Fig.2: Handstamp on the 6d ORC revenue stamp.

available at the offices of the Union's High Commissioners in London and New York and other consulates abroad.

The first article on this topic was published in 1956 in *The SA Philatelist* by L.J. Dodd and T.B. Berry entitled *'The Customs Duty Stamps of the Union of South Africa'*. This was followed in 1991 by an article authored by S.J. Hagger RDPSA and also published in *The SA Philatelist* in May/June 1991: *'The Customs Duty Handstamps and Overprints of the Union'* in which he classified the Union Customs Duty stamps into four groups:

Group 1: Handstamped 'Customs Duty' in two lines, in violet. This handstamp was introduced circa 1908. J.P. Wharton-Hood according to Drysdall suggests that it is possible that a metal and a rubber handstamp was used on the Transvaal stamps, the rubber handstamp giving a slightly smudged impression. These stamps were also used during the Union period. The latest recorded date according to Drysdall is the 1d duty used in 1911 (Fig.3).



Fig.3: Handstamp in black used on a Natal 1d stamp in combination with an overprinted 1d stamp of the Cape probably used during the Interprovincial period. (Source: Collection Neil Cronje, Bloemfontein)

Group 2: Overprinted 'Customs Duty' in two lines, in black or red. These were overprinted on the stamps of the Cape of Good Hope, Natal, Orange River Colony and Transvaal bearing the head of King Edward VII as well as on the King George V issue of the Union (Figs.4 & 5).

Group 3: Overprinted in black 'DOUANE' on the London Pictorials and recess issues (Fig.6). According to the daybook records of the Government Printer the last issue that was overprinted with this format was the ½d in June 1949. These were overprinted



Fig.4: Examples of overprinted stamps of the Cape, Natal and the Cape used during the Interprovincial period.

'DOUANE' on a flat bed machine from old forms and 999 sheets x 240 stamps were delivered on 2 June 1949 (Fig.7a&b).

Group 4: Overprinted in black 'DOUANE' with the stereo process with no stop (Fig.8). The first stamps that were overprinted with the stereo process were the ½d, 1d, 2d, 6d and 1/- values in December 1950 according to the daybook records of the Government





Fig.5: Selection of overprinted King's Head stamps.

Digitised by the Department of Library Services in support of open access to information, University of Pretoria, 2024



Fig.6: Douane type of overprint on the London pictorials and recess issues.

Printer. In terms of Job no. 8316, the following quantities were supplied by the Postmaster General and overprinted DOUANE from the New Process Blocks on a flat bed machine: ½d 1,000 sheets x 240, 1d – 1,000 sheets x 240, 2d – 1,000 sheets x 240, 6d – 1,000 sheets x 240 and 1/- 1,000 sheets x 120. The date of delivery was 4 December 1950.

These overprints can be summarised in Table 1, as illustrated in Fig.9 overleaf.

Hagger also suggested at that stage that collectors of Union *'Cinderellas'* should combine their efforts and knowledge to produce a companion volume to the 1986 edition of the *Union Handbook Catalogue*.



Fig.7A: The last Union postage stamps overprinted 'DOUANE' by the Government Printer in the old format in June 1949.

Table 1: Summary of Customs Duty overprints on stamps of the Colonies: 1908 - 1913

Date	1d	2d	3d	4d	6d	1s
Cape of Good Hope						
6.7.08		2 400			1 200	2 340
9.7.08		660			480	60
24.9.08		6 960			1 200	
24.10.08	2 880					
27.5.09	2 400	4 800				
6.9.09	2 400	4 800				
18.3.10	7 200	4 800				
26.1.11	9 600	9 600				
23.3.11	14 400				4 800	
Total	**38 880**	**34 020**			**7 680**	**2 400**
Natal						
13.7.11		24 000		2 400		
Orange River Colony						
13.7.11	9 600		4 800			
Transvaal						
23.3.11		9 600		4 800		
11.1.12	12 000	19 200			4 800	
10.6.12				2 400		
11.9.12			6 000	2 880		
19.9.12			4 800	4 800		
6.2.13		15 000		4 800	1 800	
14.5.13		18 000				
16.9.13	4 800		9 600	7 200	2 400	
Total	**16 800**	**61 800**	**20 400**	**26 880**	**9 000**	

Source: Alan Drysdall, *Transvaal Revenue and Telegraph Stamps*, pp. 101-103.

As a starting point he proposed his article as a rough draft. Since then nothing has been done to compile such a handbook or catalogue. It should also be noted that in 1986 at the Johannesburg 100 National Stamp Exhibition, J.P. Wharton-Hood exhibited his Union Customs Duty collection for which he got a Silver-Bronze.

In the same 1991 issue of *The SA Philatelist*,

Table 2:

Stamp value	Overprint on Cylinder no.	Job no	Date of overprint
½d Springbok	11B	2210	June 1949
½d Springbok	11B		Dec 1950
1d	14 76	8316	Dec 1950
2d	6927 50	8316	Dec 1950
6d	6 6930	8316	Dec 1950
1/-	6926/ 6935	8316	Dec 1950
½d Springbok	70 31	17398	Unknown
½d Springbok	70 31	1953	Unknown
½d Springbok	70 31	103403	Aug 1954
½d Springbok	70 31	11047	Oct 1954
1d	48 54		1954
½d Springbok	70 31	11047	Oct 1954
1d	48 54	11047	Oct 1954
½d Warthog	84	126565	June 1955
1d	12	127072	July 1955
1d	12	127072	July 1955

Source: *Daybook Records, Post Office Archives, Silverton, Pretoria.*

Digitised by the Department of Library Services in support of open access to information, University of Pretoria, 2024



Fig.7B The last Union postage stamps overprinted 'DOUANE' by the Government Printer in the old format June 1949. (Source: Post Office Archives, Silverton, Pretoria)

Hugh Amoore RDPSA published an article: *'Notes and a bibliography: Customs Duty on printed matter'* where he indicated the rates of duty on advertising matter from 1906 up to 14 February 1961 when the rates were converted to the decimal currency. He also indicated that the two ways in which the duty was collected - either by means of overprinted stamps or by means of a postmark or cachet - were of direct interest to collectors and philatelists. In 1996 the author published an article in *The SA Philatelist* : *'Die Etikette en Handstempels van die 'Customs Duty' seëls 1908 - 1913'.*

Dr Alan Drysdall RDPSA included a chapter called *'Customs Duty Stamps'* in his book *Transvaal Revenue and Telegraph Stamps*. Here he summarised, from data abstracted from De La Rue's daybooks, the postage stamps of the Cape, Natal, Orange River Colony and Transvaal overprinted 'CUSTOMS DUTY' in black or red.

He concluded that it was evident from the data summarised in Table 1 that the first customs duty stamps used throughout the Union were Cape stamps which had been overprinted during the period 1908-1911. Drysdall further concluded that from March 1911 Cape stamps were supplemented by the overprinted Transvaal stamps (2d and 4d duties) and in July of the same year by the stamps of Natal and the Orange River Colony (ORC). For the first time a 3d duty was included. As can be seen from the data (see Table 1) only Transvaal stamps were overprinted during 1912 and 1913. These overprinted stamps filled the gap until the first King's Heads of the Union were overprinted.

Drysdall also made mention of a constant variety regarding the 'S' that occurred in the overprints. The variety shows the final 'S' in 'CUSTOMS' cut diagonally rather than horizontally. In this case the 's' in the first row of the sheets are in a different font. The 1/- value of the Kings Head issue will be used to illustrate this interesting variety (Fig.10 A & B).

Table 2 gives an indication of the frequency and number of overprints for the different values. Throughout the Union period the 1/- value is the most difficult value for collectors to find. For example, in the period from June 1949 to July 1955 only 1,000 sheets x 120 stamps (120,000 stamps) of the 1/- value were printed by the Government Printer out of a total of 2,519,400 individual stamps of all the values printed. For this period (1949 - 1955) the 1/- value comprised less than 5% of all the values printed (Fig.11).

For a complete listing of all the Customs Duty/Douane stamps of the Union collectors should either consult the list compiled by Hagger (*SAP* May/June 1991) or use the latest Barefoot revenue stamp catalogue.

The collecting of the Customs Duty stamps of the Union of South is a fascinating aspect of Union philately that has not been explored to the fullest. This article will hopefully encourage potential collectors of Union revenue stamps to be on the lookout for these interesting stamps.



Fig.8: First union Customs Duty stamps overprinted with the stereo process in December 1950. (Source: Post Office Archives, Silverton, Pretoria).

GROUP 2 (Hagger)			
CUSTOMS DUTY	CUSTOMS DUTY	CUSTOMS DUTY	CUSTOMS DUTY
'S' VARIETY	NORMAL 'S'	'S' VARIETY	NORMAL 'S'
TYPE 1 (Black Ink)		TYPE 2 (Red Ink)	
GROUP 3 (Hagger)		GROUP 4 (Hagger)	
DOUANE.		DOUANE	
TYPE 3		TYPE 4	

Fig.9:Types of overprints used from 1910 to 1961.



Fig.10A: Detail from the block of four stamps (shown on next page) illustrating the 'S' in the first row that is in a different font. This constant variety shows the 'S' in 'CUSTOMS' cut diagonally rather than horizontally. (Source: Ex- Kamffer collection).

Digitised by the Department of Library Services in support of open access to information, University of Pretoria, 2024



Fig.10B: Block of four stamps - enlarged examples shown on previous page. (Source: Kamffer Collection).

Sources:

- Amoore, H. *Customs Duty on Printed Matter,* The SA Philatelist, May/June 1991.
- Dodd L.J. and Berry T.B. *The Customs Duty Stamps of the Union of South Africa* The South African Philatelist, April 1956.
- Hagger, S.J. *The Customs Duty Handstamps and Overprints of the Union,* The SA Philatelist, May/June 1991.
- Barefoot J. *British Commonwealth Revenues,* Ninth Edition, London, 2012.
- Kamffer, Gerhard. *Die Etikette en Handstempels van die 'Customs Duty' Seëls 1908 - 1913* in The SA Philatelist, 72:5, October 1996.
- Palazzo, Giovanni. *Customs Duty stamps: some comments and new varieties,* The Springbok, 62: 2, May 2014.
- *The SA Philatelist* issues: October 1949, March 1951, September 1951, July 1953, January 1954, July 1954, October 1954, April 1956, July 1956, February 1957 and June 1957.
- South Africa Post Office Archives, Silverton, Pretoria.

The author is also thankful to Jan van Beukering from Bloemfontein for making his extracts of the overprints available for this article as illustrated in Fig.9.



Fig.11: The 1/- postage stamp overprinted with the three types of fonts. Example at the bottom from the Post Office Archives, Silverton, Pretoria.



SOPHIATOWN'S FORCED REMOVAL, SUPERB 'HISTORY CLASS' ITEMS

'Clearing' Sophiatown: trucks loading the belongings of families, under supervision

"You never change things by fighting the existing reality. To change something, build a new model that makes the existing model obsolete."

- Buckminster Fuller, inventor/designer & philosopher

Macro rationale: South Africa faces a steep decline in members of 'Organised Philately' & in the creativity of existing management structures. *Suggested change:* A proposed introduction of a brand new *'History Class'* has been sidelined by 2019s National OrgCom, reasoning it could be accommodated in the *'No rules'* segment of the exhibition. The rationale for the introduction of this new class is the existence of Township history writer groups in Gauteng whose exhibits could generate a convergence in collecting cultures & increased media attention, especially if these writers/collectors would be permitted to *generate their own rules for the judging* of their/our History Class exhibits.

Personal view penned by Paul van Zeyl t/a Rand Stamps (& SAPDA ExCo) in the interest of growing a collecting culture & related organised/semi-organised interest groups in South Africa; Please discuss locally & e-mail comments to paulvz@mweb.co.za

Digitised by the Department of Library Services in support of open access to information, University of Pretoria, 2024



Segmental Colour Bars in the Protea Definitive Series

by Dr Vic Sorour, Witwatersrand Philatelic Society

Stamps in the Protea Definitive Series were printed by either photogravure or lithography. Stamps produced by photogravure have four Segmental Colour Bars (SCBs) on the left margin (LM) of Pane B between the top margin (TM) and the left arrow (LA)(Fig.1).



Fig.1: SCB on the left margin of Pane B, 1c Protea, Issue 1.

SCBs have several common features:

- They are on the LH margin of Pane B between the TM and the LA.
- They are 20 mm from the left margin of the stamp.
- There are always four different coloured bars. The lower 3 are magenta, cyan and black, in that order from the bottom up. This is the reverse order to the cylinder numbers on the Control Blocks (Fig.2).



Fig.2: The relationship between the SCBs and the cylinder numbers. The lower piece, the control block has been rotated 180 degrees to show that the SCBs are in the same order but reversed.

- The top SCB is a different colour in each value and corresponds to the 722 cylinder colour and the pane letter.
- There is no SCB for the yellow colour, but there is a yellow colour bar on the right margin of Pane A opposite rows 1 to 5 (Fig.3).



Fig.3: The yellow colour bar on the right margin (RM) of Pane A.

The SCBs are printed by their respective cylinders and act as a visual guide to the alignment of the cylinders. Three states can be identified (1).

State A

Value	Issue	Date
3c	Issue 1	10 August 1976
1c	Issue 1	9 September 1976

Features of State A

- The SCBs are 25 mm in length.
- They extend from row 1 to 4. There is no SCB on the LM opposite row 5. Fig.1.
- The top end of the 722 SCB is broken. Fig.5.

State B

SCBs can be found in all the remaining issues of the Protea series printed by photogravure. There are only two exceptions and they form State C.

Features of State B

- All the SCBs are 30 mm in length.
- As a result of this increased length, a large part of the magenta SCB is on the LM opposite row 5. Fig.4.
- The top end of the 722 SCB is square (Fig.5).



Fig. 4: State B SCB. Part of the magenta SCB is on Row 5.



Fig.5: The top of Cylinder 722 SCB, broken in State A. Normal in State B.

State C

Value	Issue	Print
3c	Issue 2	1-5
1c	Issue 2	1

Features of State C

The SCB of cylinder 722 increases in length to 30 mm. The other SCBs do not change in length or position, as a result:

- there is no magenta SCB in the LM opposite row 5. Fig.6
- there is an overlap between the 722 SCB and the black SCB below (Fig.7).



Fig.6: State C SCB

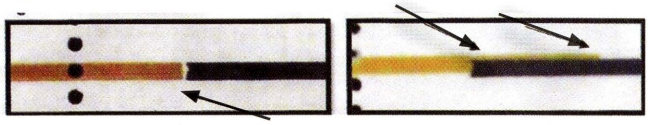

*Fig.7: **State A + B.** No overlap.* *__State C.__ Overlap*

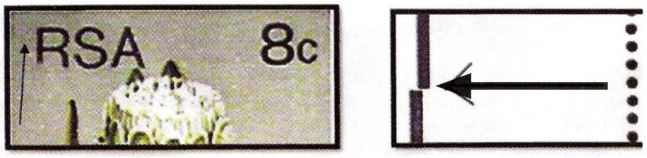

An example of a shift of Cylinder 722 to the right. The 'RSA' is shifted right and the corresponding SCB is also shifted right.

Reference:

1. Sorour, V. 2018. *Proteas. The Concise Edition.* (Available from the Author).

Digitised by the Department of Library Services in support of open access to information, University of Pretoria, 2024



NEW SOUTH AFRICAN STAMP ISSUES - 2018 - Part III

by Robin Messenger,
South African Stamp Study Circle



26 November 2018 - THE BIG 5 - Booklet

Denominations: 5 x Airmail Postcard Rate (R8.50)
Designer: Rachel-Mari Ackermann from photographs by Ross Couper.
Printer: Southern Colour Print, Dunedin, New Zealand
Process: Offset lithography
Stamp size: 24 x 30mm
Quantity: 300,000 booklets
Booklet size (opened): 150 x 60, comprising two horizontal strips of five stamps depicting: lion, elephant, leopard, rhino and buffalo, in that order.
Cylinder numbers: None
Gum: self adhesive
Perforation: Kiss-cut simulated of approximate gauge 13 x 12.5. There is a 6mm gutter, in the centre of which is a roulette (the fold), between stamps 3 (leopard) and 4 (rhino) of the strip. Top and bottom margins of the booklet pane are imperforate.
Phosphor: 1.5mm yellow-green phosphor bands at right and bottom margins of each stamp
Printing sheet size: 501 x 740mm comprising 36 booklets arranged in 12 rows of three.
First Day Cover: No. 8.116 of standard size (190 x 101mm) of which 1,000 were produced.
Canceller: No. 8.111 – 'SKUKUZA · 2018.11.26'

26 November 2018 - THE BIG 5 - Postcard Set

Denominations: 6 x Airmail Postcard Rate (R8.50)
Designer: Rachel-Mari Ackermann from photographs by Ross Couper. Five cards depict each of the Big 5 animals with the corresponding stamp image in the booklet designs on the address side. The sixth card shown above, illustrates all five animals with the stamp image in the lion design.
Printer: Southern Colour Print, Dunedin, New Zealand
Process: Offset lithography.
Postcard size: 170 x 116mm
Quantity: 1,000 sets of six postcards
Phosphor: 1.5mm yellow-green phosphor bands at right and bottom margins of each stamp image on the address side of each card
Printing sheet size: not yet seen

Acknowledgement:
The above information was collated from SAPO's Philatelic e-mail newsletter *WHAT'S NEWS*, dated December 2018, and from Newsletter 387 of the RSA Stamp Study Group, produced by Jan de Jong together with personal observations.



Digitised by the Department of Library Services in support of open access to information, University of Pretoria, 2024

CAPE OF GOOD HOPE

The "BESANÇON" Collection (part II)

CORINPHILA AUKTIONEN
www.corinphila.ch

OUTSTANDING RESULTS! THE CORINPHILA NOV./DEC. 2018 SALE DEMONSTRATES THE CONTINUING HEALTH OF THE INTERNATIONAL PHILATELIC MARKET



* incl. buyer's premium

PART II TO BE OFFERED IN JUNE 2019



CORINPHILA AUCTIONS – A TRADITION OF SUCCESS

As the oldest stamp auction house in Switzerland, situated in the international financial centre of Zürich, we at Corinphila Auctions really know the market.

The most specialised philatelic knowledge, fastidious presentation and an international customer base with strong purchasing power guarantee the highest prices.

CONSIGN NOW !

Next Corinphila Auction:

11-15 June 2019

Separate ‚hard bound' Auction Catalogues for ‚one country' or ‚single owner' a specialty

We are quite willing to discuss larger holdings in your own home.

Latest date for consignments: 15 March 2019

CORINPHILA AUKTIONEN AG
WIESENSTR 8 · 8032 ZURICH · SWITZERLAND
Telefon +41-44-3899191
www.corinphila.ch

CORINPHILA VEILINGEN BV
AMSTELVEEN · NETHERLANDS
Telefon +31-20-6249740 · www.corinphila.nl

Philatelic Partner
STOCKHOLMIA2019
29 MAY - 2 JUNE

Digitised by the Department of Library Services in support of open access to information, University of Pretoria, 2024

TRANSKEI - an introduction

by the TBVC Study Group - compiled by Heinz Wirz <wirz@global.co.za>

The first definitive stamps of Transkei

The first definitive stamp series of the Transkei depict its people undertaking traditional activities and developments in infrastructure, agriculture, industry and constitutional matters. It consists of seventeen stamp values ranging from 1c to R2. It is interesting to note that the highest South African definitive stamp value at that time was R1. Thirty five first definitive reprints were issued by the Transkei Department of Posts and Telecommunications during the seven year duration of the first definitive issue from 26 October 1976 till 30 November 1983.

No first day cover, only a collector's sheet (1.2), was issued. The stamps and collector's sheet were made available locally by order from Intersapa (on behalf of the Transkei Department of Posts and Telecommunications) or direct to the public at the Umtata main post office philatelic counter.[2]



Transkei's first definitive collector's sheet 1.2

Collector's Sheet: 1.2

Printer: Could not be identified
Quantity ordered: Unknown

Transkei's commemorative canceller number 2 for Transkei's first definitive stamp series

A single circle postmark with 1ST DEFINITIVE SERIES on the curve within the circle at the top and the post office name UMTATA similarly at the base. The date is horizontally situated in the centre. The canceller number (2) is placed centrally between the date and post office name.

The study of Transkei's first definitive issue is an exciting venture as one discovers the evolution of a suitable template for future stamp issues and an appreciation of the trying times for the stamp printing section of the South African Government Printer with its limited capacity and ageing machinery. The need for stamps for Transkei by 26 October 1976 came at a time when the South African second definitive, with all its problematic intaglio and photogravure printing issues on the headache Giori printing press had been cut short. This required the commencement of printing the South African third definitive stamps (Protea issue) for issue by 27 May 1977 and also to have Bophuthatswana's inauguration and first definitive ready by 6 December of 1977!

Size: 26mm



Original Art work.



Hardened plastic hand canceller head

The Transkei stamps were all printed lithographically as the photogravure Giori printing press, with its all in one synchronised continuous paper roll printing and slow internal rotatory perforation being occupied with the printing of half of the new Protea series stamp values and many of the other South African stamps. In addition two new two colour lithographic Roland printing presses had come on board which allowed perforation to be done separately, not restricting printing. A limiting factor drying before continuing with the next two colours. The Transkei first definitive 50c stamp, with its seven colours, required four printing runs! The ageing Grover external perforators with their ageing two row perforating heads producing 'drunken perforations' were replaced with two new Walter Kroll external perforators in 1975 and a third one being commissioned in 1976. Things were looking up. The Giori's time consuming internal rotatory perforator was disengaged from the printing press in August 1977 to speed up printing and the perforation of these sheets was done on external perforators.

Crunch time occurred again with the rise in standard postage from 4c to 5c in April 1979 requiring further 5c stamp reprints as well as having Venda's inauguration and first definitive stamps ready for use by 13 September 1979. This resulted in overloaded external perforators necessitating the Giori internal rotatory perforator to be re-engaged in April 1979 until March 1981. Furthermore, the Government Printer was requested to facilitate stamp separation from pane imperforate margins and widely spaced perforation holes. This required wider pin-perforating heads, for full marginal perforation and the implementation of a narrower perforation gauge. The continued rate-limiting perforation backlog was reduced with the adjoining of two single row Comb perforating heads to act as a two row perforating unit in March 1983.

Transkei's first definitive issue has evidence of the implementation of many of the above features with the margins of the panes, being the printer's playground, changing many times till the ideal aesthetic looking final product became the standard for the future homeland definitive issues. The use of different comb perforating heads are also evident.

The Transkei 4c stamp issue can be regarded as the black sheep of the series due to a number of unique 'aberrations'. More importantly, however, the 4c issues should be regarded as a historical record of developments at the Government Printer for a number of reasons, viz.

1. The evolution of pane dating and in relation to the change of the TPT logo

Digitised by the Department of Library Services in support of open access to information, University of Pretoria, 2024

and subsequent insertion of summation figures on the pane margins.

2. Different Comb perforating head use with new perforation formats for the progressive facilitation of stamp separation from the stamp pane (frequently referred to as a sheet).

1. The evolution of the dating of panes and in relation to the change of the TPT logo and marginal summation figures.

The first printing of all the stamp values of Transkei's first definitive are undated (released date - 26 October 1976) with the positive TPT logo image printed within three white circles and all placed within a black frame. This boxed logo was part of the black printing plate. The first four reprints continued to be undated - date format version 0.

Undated - Date version 0



Stamp value - reprint #	Date	PCB#
1c - R2 All 1st printings	1976-10-26	022-118
1c - 1	?	145-149
2c - 1	1977-09-12	150-155
3c - 1	?	156-161
4c - 1	?	167-172

In date version 1 a single date appears on the top left margin and is only found on 4c (reprint 2) and 5c (reprint 1) sheets. Unique to the 4c series (reprint 3) is date version 2 - a vertical format dual date squeezed below the TPT logo block. The top date (1976-10-26) is the release date of the first printing. The bottom date (1979-11-15) being the date of release of the second reprint. The final 4c reprint date version 6 (reprint 4) has a more aesthetically appealing dual date written horizontally beneath the new negatively printed TPT logo. The new logo format commenced in April 1980 and started with date version 3.

The 4c standard postage rate was increased to 5c on 1 April 1979 explaining why no further 4c stamp reprints were required hence no top right-sided dual date printings exists (date version 7 & 8). The need for an increased number of 5c and subsequently 8c stamp reprints arose, as a result of the increased standard postage rate to 5c from 1 April 1979 to 31 March 1982 and to 8c from 1 April 1982 to 31 March 1983 as well as the increased international rate to 10c (1 April 1979). Some of these reprints have further unique date formats that are required to complete the evolution of the varying date versions and their positioning in relation to the TPT logo and the introduction of new printed values being stamp row and column summation values commencing with date version 4. All these changes are shown and described in the charts below.

Also included are tables containing the stamp printings, their release date and plate control block numbers for the different date formats.

Date version 1

Single date - top left margin

Stamp value - reprint #	Date	PCB# *
4c - 2	1978-03-01	188-193
5c - 1	1978-08-21	162-166

* PCB# - plate colour block number



Date version 2

Vertical left-hand margin dual date



Stamp value
4c - 3
Date
1979-11-15
PCB#
325-329

Date version 3

Horizontal left-hand margin dual date with new TPT logo format



Stamp value	Date	PCB#
5c - 2	1980-04-05	353-357
10c - 1	1980-08-11	374-379
30c - 1	1980-08-13	380-384
5c - 3	1980-10-13	401-405
20c - 1	1980-10-15	406-411

Date version 4

Separated dual date by stamp row summation value



Stamp value	Date	PCB#
5c - 4	1981-09-30	462-466
15c - 1	1981-10-16	467-471
25c - 1	1981-10-26	472-476
50c - 1	1981-11-13	477-483

Date version 5

Row summation value between TPT and dual date



Stamp value
8c - 1
Date
1982-01-20
PCB#
490-495

Date version 6

Dual date & TPT logo now above the summation value



With the change from a left-sided 5 stamp control strip to a four stamp control block on the top right, two new date format versions exist. In the first four reprints of this format, date version 7, the stamp summation values are no longer present. The date order of these four reprints also differed in that the initial printing date now appears second with the reprint date on top! The summation values only reappeared in the final date format, date version 8. Note also the revised format of the dual date order with the first printing release date once again appearing on top.

Stamp value	Date	PCB#
2c - 2	1982-07-05	544-549
3c - 2	1982-07-06	550-555
4c - 4	1982-07-07	556-561
6c - 1	1982-07-08	562-567
8c - 2	1982-07-12	574-579
9c - 1	1982-07-13	580-584
10c - 2	1982-07-14	585-590
15c - 2	1982-07-15	591-596
20c - 2	1982-07-16	597-602
25c - 2	1982-07-19	603-607
30c - 2	1982-07-20	608-612

Date version 7

Incorrect date ordering top margin right-sided dual date and no stamp columns summation values



Stamp value	Date	PCB#
1c - 2	1983-03-28	633-637
9c - 2	1983-03-31	638-642
10c - 3	1983-04-07	643-648
30c - 3	1983-04-11	649-653

Date version 8

Corrected right-sided dual date ordering and recurrence of stamp column summation values.



Stamp value	Date	PCB#
2c - 3	1983-11-16	690-695
5c - 5	1983-11-23	696-700
50c - 3	1983-11-30	701-707

A number of people have asked the question why the control block numbers are not strictly sequential. Careful perusal of the progression of Plate Control Block numbers for each date format indicates their chronological progression with gaps occurring at the end of the various date formats and occasionally within a date format group where a date jump occurs or with a missing sequential stamp value. Take for example date version 6 where the sequential printing of the stamp value excludes the 7c stamp value, as it was never reprinted, yet PCB numbers 568-573 were reserved for it, as is the case for the two highest stamp values, viz. R1 & R2 with the 50c value reprints only being printed at a later date with newly assigned PCB numbers (PCB#).

To be continued : 2. The evolution of the perforation of the Transkei first definitive issues...

Digitised by the Department of Library Services in support of open access to information, University of Pretoria, 2024

THE 1997 AND 1998 BLUE TRAIN ISSUES

by David Sinclair, Royal Philatelic Society of Cape Town



Serendipity

Some time ago I had the pleasure of subscribing to the Australian magazine *Stamp News*. To my surprise, the free gift enclosed one month was a mint miniature sheet issued by South Africa showing one of the Blue Train stamps.

Somehow this set-off a closer detailed examination of the stamp. This article sketches the Blue Train issues, presents details of the differences, and publishes interesting discoveries.

Am I correct in calling this `serendipity'?

The First Issue

The sheetlet, (Fig.1) containing pairs of the five Blue Train stamps, was issued in South Africa on 1 August 1997. However, there remains some doubt about the date of issue. A.J.C. Borgstein of the Railway Thematic Group published an excellent article in the August 1997 *The SA Philatelist* entitled 'Blue Train under the magnifier' in which he details the design problems of the issue, and quotes an overseas collector saying *`the pretty Blue Train miniature sheet was sold by Philatelic Services during Pacific 97 in San Francisco (held from 29 May to 8 June 1997)'.*

If this were so, the date on each of the five first day covers issued by Philatelic Services is fictitious. However, Dr Franco Frescura, has commented that this was not so as the stamps had not been printed in time for the *Pacific 97* exhibition. There the matter rests (Feb 2019).

The two main errors occurring on the sheetlet are:

1. (3RD Row) HUCHINSON, for HUTCHINSON
2. (5TH Row) NORTHERN TRANSVAAL, instead of NORTHERN PROVINCE

It has been reported *(Borgstein, 2004: 252)* that there was a second printing of the first issue in February 1998. The blue in the stamps of this second printing *"tends to a more violet shade"*.



Fig.1: Issued in South Africa on 1 August 1997



Fig.2: Issued 8 October 1997



Fig.3: Issued 1 November 1997

Corporate Sheets: the Second and Third issues

Two corporate sheets were issued, each containing one Blue Train stamp. The security perforations used for the sheetlet were not used for the corporate sheets.

A) The Cape Stamp Show sheetlet. Issued 8 October 1997 (Fig.2)

B) The Eastgate Universal Stamps and Coins sheetlet Issued 1 November 1997 (Fig.3)

The incorrect spelling of Hutchinson as Huchinson is perpetuated on the Eastgate corporate sheet.

The Fourth issue: The Blue Train Booklet

A booklet, featuring the five Blue Train stamps, was issued on 2 November 1998. The pane of 10 stamps (the designs are each repeated) is shown in Fig.4 and the booklet cover in Fig.5.

The previous errors

Digitised by the Department of Library Services in support of open access to information, University of Pretoria, 2024

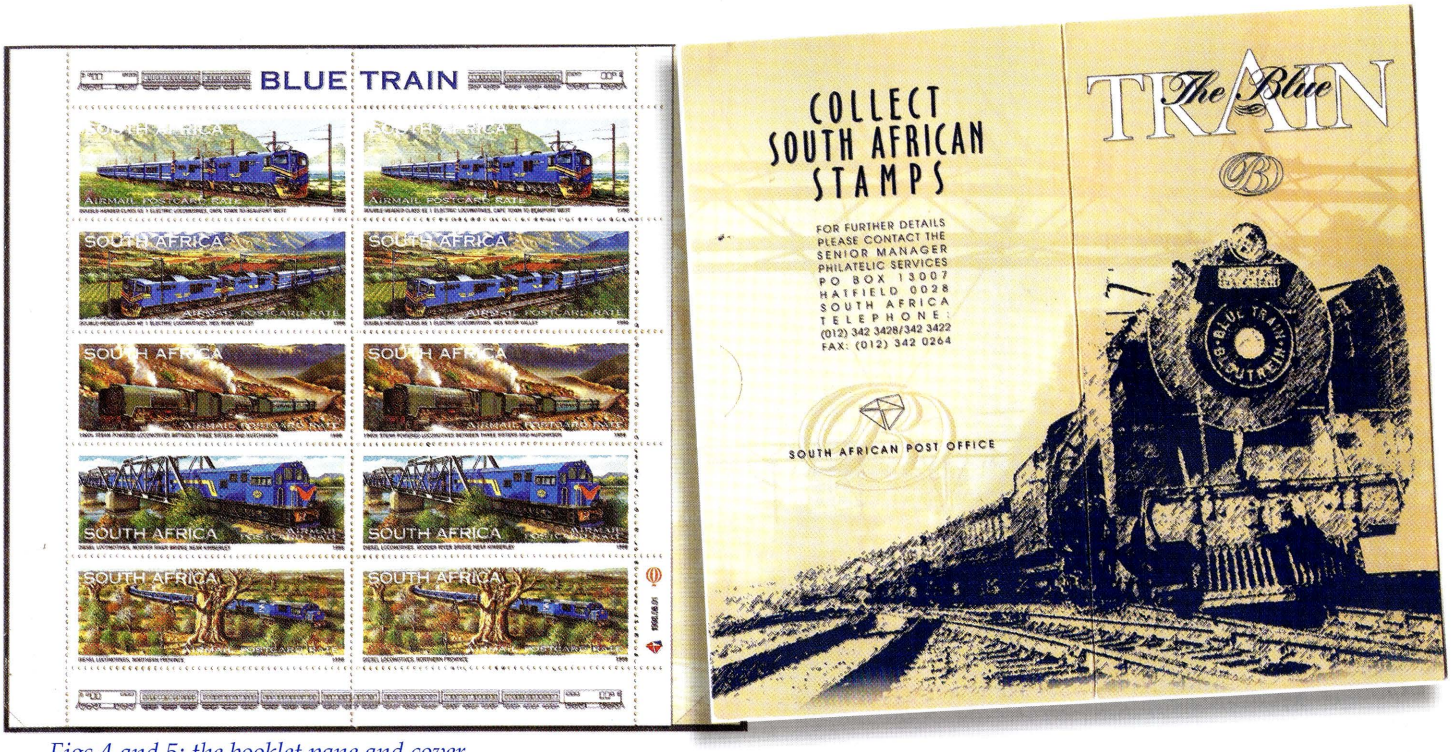

Figs.4 and 5: the booklet pane and cover

have been corrected. The stamps are printed on non-phosphorised paper, and 5mm yellow green phosphor bands have been added along the right-hand side of stamps. The colours are generally brighter, particularly noticeable on the green shades. (e.g. Table Mountain shaded green as against the original sheetlet shade of brown.)

The printing process was different.

The earlier stamps had been litho-printed by the Government Printer, the booklet stamps were printed by the House of Questa. The following table gives the key printing differences.



Government Printer *House of Questa* *Fig.6*

The effect of the super-lithography printing is shown in Fig.6. There were also significant changes to the design detail; these differences are shown in Fig.7 overleaf. The table that follows summarises the differences to be found in the four

Printing note:			
First three issues	Government Printers	Litho	Approx 2750-3000 dots/square inch
Booklet (4th issue)	House of Questa	Super Litho	Approx. 4000 dots/square inch
The first three issues have a distinctly coarser appearance			

Blue Train Summation:-	Issued	Dated on stamp SE corner	Phosphor	Security Perfs	HUCHINSON	HUTCHINSON	Northern Transvaal	Northern Province	Litho (Govt. Printer)	Super Litho (Questa)
Original P.O. Issue Issue 1	01-Aug-97	1997	Phos. Paper	YES	YES		YES		YES	
Harmers Corporate Issue 2	08-Oct-97	1997	Phos paper	NO					YES	
Eastgate Corporate Issue 3	01-Nov-97	1997	Phos paper	NO	YES				YES	
Booklet Issue Issue 4	02-Nov-98	1998	1 Band on RHS	NO		YES		YES		YES

The chart above is a useful aid for the collector interested in this issue.

What is new and apparently unpublished up to now (Feb 2019) is the following:

1) The Harmers corporate sheet is the the ONLY SOURCE of the Beaufort West Stamp printed WITHOUT SECURITY PERFS and WITHOUT PHOSPHOR LINES.

2) The Eastgate corporate sheet is the ONLY SOURCE of the incorrect Huchinson spelling (Row 3 of the original issue) having STANDARD PERFORATIONS (i.e. WITHOUT SECURITY PERFS)

3) The Booklet stamps exhibit five design differences from the original issues (see Fig.7)

Conclusion

The differences between the various Blue Train issues have not been studied extensively in the past.

This article, therefore, shows these differencies carefully and thus is a source of new knowledge. Collectors looking for completeness of this issue will have to include the two corporate mini sheets, an area of study usually neglected.

Digitised by the Department of Library Services in support of open access to information, University of Pretoria, 2024



Sheetlet 1997

first row (top row)

Waterpole ends directly above 'R D' of POSTCARD



Booklet 1998

first row (top row)

Waterpole ends directly above 'D' of POSTCARD



Sheetlet 1997

2nd row

Train has five carriages



Booklet 1998

2nd row

Train has four carriages



Sheetlet 1997

3rd row

Mountain ends before last 'A' of AFRICA



Booklet 1998

3rd row

End of Mountain passes through last 'A' of AFRICA, giving the appearance of a line through the 'A'



Sheetlet 1997

4th row

'O; of Postcard clear



Booklet 1998

4th row

A white line crosses the 'O; of Postcard and then extends to the 'S'



Sheetlet 1997

5th row

'R' of Rate is normal



Booklet 1998

5th row

'R' of Rate appears to be thickened at left

References

- Borgstein, A.J.C., (1997) *Blue Train Issue Under the Magnifier*, The SA Philatelist, August 1997, pp 113-116
- Borgstein, A.J.C., (2004) *South African Railway Thematic Covers: 1910-2003*, published by the author, pp 250 -256

Fig.7: Other differences between sheetlet stamps and booklet sheet listed

JOHN & MARK TAYLOR

St. HELENA

The unique corner pair of 6d. Blue – S.G. 1 on 1865 cover to London, with the striking 'sunburst' mss. cancel ex this famous corres.

Ex: Heitz – Cert. RPS,L

From a fine stock of early stamps & covers'



Address:

P.O. Box 37324, Tel: 020 7226 1503 Fax: 020 7359 7456 London N1 - 2YQ

email address: markjtaylor@btinternet.com

Digitised by the Department of Library Services in support of open access to information, University of Pretoria, 2024

STICKING STUFF *

by H C J (Monus) Flemming
Philatelic Society of Johannesburg



A Critical View Of Philatelic Exhibition Classes and Rules

The Colnect web-page says you can join 44 collectors of paper napkins. People collect what they want, can join others and create rules to govern activities. You can control those decisions but not their outcomes. So that rules suited only to some are for others a matter of stay away. I read the FIP environment as suited only to some.

The problem is not with the FIP rules. People who want to be in that arena must be catered for. The problem is that we lack decent catering for the others e.g the second hand treatment of no-rules exhibits and one-page exhibits. ***The SA Philatelist* August 2018 proposal** of a new class to cater for Cinderellas is an admission of the need to move beyond the strictures of FIP. Two knowledgeable philatelists were prepared to move, however their proposal will yield nothing.

Getting organised outside commercial interests did not come to collecting, only to competitions. That leaves 99% philatelic activity in the cold. The few from the 1% who intend to participate in internationals realise that they will get nowhere unless they comply with FIP regulations and unwritten preferences to the last letter - although the regulations state that they are only for 'guidance' and only in an exhibition sanctioned by the FIP. However, the influence of the internationalists has created a sense that any exhibit that does not try to be FIP compliant must be dismissed as so-so. Such an exhibit lives with an absence of a measure for displaying or competing, and lacks impetus to improve the standard of the exhibit. The dominance of FIP is negative. Its exclusivity should be consciously countered.

Discouragement is compounded by the fact that stamp collectors now do a similar thing but not the same thing - everyone collects a different thing in a different way. A collector of Zambia has zero interest in an exhibit of Latvian stamps or in a new acquisition. Circumscribed knowledge works through to those who become jury members where I am unconvinced there is not enough knowledge when it comes to judging *'rarity', 'difficulty in collecting'* and *'research'*, in every exhibit. Who can judge both the last twenty years of Peru and the molluscs of Japan? I therefore suggest that, except for those who want FIP judging to apply to their exhibits, we need assessments that end closer to the understanding - of the non-trained.

Without direct bearing on the Centurion 2018 'stampshow', there are realities of human nature. If you do not understand the exhibit fully you concentrate on compliance issues. The risk becomes that regulations are applied for their own sake. The risk is that too much credit is given for what is understood. Not excluding the reputation of the exhibitor, credit goes to demonstrable differences in e.g. design, paper etc. Ours is probably the only hobby that bypasses striving for perfection by perceiving 'uniqueness' and giving credit to e.g. defective printing, mess and misperforations - but we insist on perfection on the gum side that is not displayed! The further risk is that subjectivity in applying rules can and does unfairly disappoint exhibitors.

'local stamps, private delivery services, parcel company and carrier stamps, shipping company stamps'. These are nothing but Cinderellas.

On the other hand one may, of course, ask why not a new class? I admit insufficient knowledge about the FIP rules but the essential answer is the need for, and the reality of, a slow but very clear pattern opening up.

The latest internet version of FIP classes appeared after Bucharest 2008. It recognises about 11 classes with more to come, with



1927 sticker number P. 376: Instruction to postal staff. Surely philatelic and not cinderella?

WHY CLASSES AT ALL?

I have a vague suspicion that 'traditional' as a class came to be recognised at the moment when the first different class was recognised. The splitting-off of classes in effect served as an excuse for deviating from the purity of traditional collecting. Is the development of coil stamps (frame 118 at the Centurian National) so different from the production of Downey heads that a separate class for 'modern' needs to be introduced?

The August proposal does not address the primary question: What is the reason for creating classes at all? This is now 2019. I do not think that the FIP offers is a cohesive, principled system. The restrictions of classes persists for their own distinctiveness. There is yet to be an explanation of the illogical inclusion of revenue stamps - admittedly they often have perforations. What justification exists for social philately? Is it that all the (very ordinary) items have the same author? Do we need a class for ships' mail because aerophilately has crept in, or balloon mail, or Christmas mail? The FIP general principles for *'traditional philately'* (article 3.1.3) include as philatelic material:

sub-div class'. There is little to commend in all this classes-business except for two aspects. It shows an honest but hesitant deviation from 'traditional' and an opening up to what are not 'stamps'. Secondly it seeks better equity in points scoring. Both can be achieved without 'classes', as 'classes' come at the price of requiring definitions and sometimes debatable decisions.

DEFINITIONS

The definitions of the Cinderella class has weaknesses. In the August proposal:

1 - The proposed definition of a Cinderella is something that looks like a stamp but is not a stamp. We have banana shaped stamps which are not cinderellas.

2 - The 'is not a stamp' component is reasoned according to incompatible precepts of stamp collectors but it is actually the law that determines. By international law a government is recognized once it has 'effective control' over a territory. The Rhodesian courts held that the Smith government had such control in Rhodesia and could therefore issue stamps under U.P.U. arrangements. The British court

Digitised by the Department of Library Services in support of open access to information, University of Pretoria, 2024

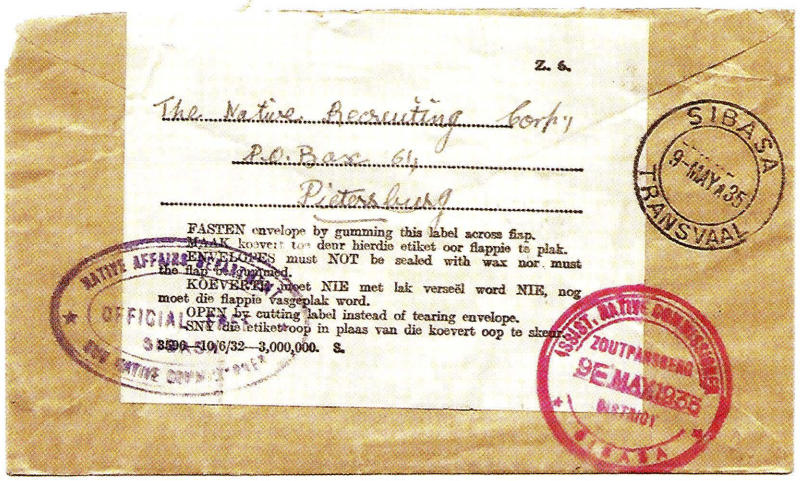

1935 sticker on window envelope. Were the instructions postal?

disagreed holding that the control would not last. Those Rhodesian stamps are therefore cinderellas. An expat judge held that the RSA homelands could not issue stamps; The House of Lords held that authority came from RSA legislation and that therefore a homeland government was in no worse position than an authorised company. So France had a Vichy government and a German occupation-government in two distinct areas. Gibbons would not admit…

3 - Local stamps. Because of e.g. a postal strike or other practical reasons the N.Z. Government may authorise Mary's Post to handle intra-Auckland mails. Maybe our administration should conspicuously mark intra-Centurion post so that it goes directly to Waterkloof distribution office and not first to the national distribution point in Germiston.

4 - Some Swiss airmail stamps were local posts in that they were only sold and only valid on a specific route and only for a few days .They are catalogued as regular stamps.

5 - Railway Stamps. The August riposte states that railway stamps *"though issued by rail companies and not postal administrations are now generally (acceptably to FIP) shown in the class for* 'traditional' *entries"*. In the Union of South Africa the railways administration was as much part of the government as the postal administration, both being authorised to carry post. Currently, in various countries, no stamps are issued by the government, an authorised private company runs the postal service... Cinderellas?

6 - Some stickers can logically not be cinderellas. Doubt lives only in the assumptions of the observer. An airmail label is an instruction to staff and an aid in the first postal sorting. Similarly an instruction as to how the item is to be handled is implicit in express labels, registration labels, certified post labels. They are philatelic but the airmail label not.

Definitions generally bring problems as defining a larger issue from two ends inherently has the risk of a missed or duplicated area. Some material becomes neither philatelic nor cinderella. Each definition of a class is invariably both a relaxation of 'traditional', and a sibling competing with sister definitions. A second quirk of definitions follows from the suggestion in the August proposal, perhaps to escape the Mobsby comment, that juries must apply the definitions flexibly. Acting sensibly instead of technically is desirable in all situations. However, if you have a rule it must be applied consistently and with enough firmness so that the intending exhibitor knows where he stands with respect to the jury and relative to competitors. As it is an exhibitor too often comes away with a sense of unfairness through applying a rule because of wrong (or correct) classification. A final comment is that the whole classification idea has, in the eyes of the 99% of collectors who have not undergone special training, become unhelpful in their pursuits and first attempts at exhibiting.



Newspaper wrapper. The address to Mrs Pienaar, Rietfontein, Pk. Arundel incorporates 'spoorpos'. Is the 1cent label a stamp?

Such problems and the modern shape of collecting was in evidence at the 2018 Centurion Stampshow.
The main numbers were:

Open Class	18
Postal history	6
Postcards	6
Thematic	2
Topical	0 *(should have been 1)*
Traditional	10

I ignore revenues because they are not evidence of what happens amongst stamp collectors. I also ignore the one page exhibits because I cannot exclude inaccuracy of the exhibition publication. (e.g. frame 93 might be topical; frame 94 'postal history'; and frame 95 aerophilately). Further it is not disclosed why the jury accepted two exhibits under 'FDC and cinderellas' as a legitimate class, nor what point scoring they applied. (The exhibit that was awarded a well-deserved Vermeil could have been postal history if the title was something like *'The post utilised for raising awareness of wartime needs.'* (?)

In my layman's eyes the Centurion 'traditional class' class may have been flattered. E.g. Basutoland (overprints only) and the history of King Edward VII, I in fact selected topics that determined their contents, and the Nyasa Company exhibit could logically be postal history. (Frames 46, 57 and 67). Even without such adjustments the exhibition demonstrates a move away from chronological parades of stamps (only or mainly), and there is a clear component of 'wishing to tell an informative story'.

WHAT MATERIAL MAY YOU INCLUDE

Why, if a map or photo are forbidden are they suddenly 'philatelic' once you announce that you are a collector of clippings and pamphlets? There is no logical reason as to why material is sometimes excluded in one instance, but it is perfectly admissible in another class? Exclusions hamper the said desire to make the story interesting and impressive. Inclusions that are detracting because of their nature or relationship to the heading chosen for the exhibit, or quantity can be adequately dealt with under a points-heading such as 'presentation'. You do not need a rule to exclude a stamp depicting a ship from a theme on Boeing aeroplanes. It should be possible to include a photo if the ship that returned the wreck of the

Digitised by the Department of Library Services in support of open access to information, University of Pretoria, 2024



½d ORC stamp and reverse of 1d Natal stamp (with number 000,00). Both perfinned 'N.G.R' for Natal Government Railways. Are they 'railway stamps'?

first transatlantic Boeing? The categorical approach to 'classes' is not the best or only way.

WHAT HEADINGS CAN GET CREDIT?

The Centurion exhibition inspires reference to another feature of the FIP regulations that is problematical in modern times. Postal Rate is in a sense not history of the post but a partially illustrated writing on the history of the law. Is it not more proper in 'open class'? Secondly, the FIP rules allow some nice points for 'research'. The question is: 'What research?'; reading government gazettes, clicking the internet? Should anyone get credit for research on the Union of South Africa 1d Ship after so many books, articles and previous exhibits? Is the message: 'do not exhibit what has been shown because you will not get points for 'research' or does the jury play ignorant in order to help him who is second about 'researching' postal rates or 1d ships? Or had no access to old publications?

UNDERSTANDING THE HEADINGS and POINTS

You must know that you are on the wrong track if the non-internationalist, perhaps living in Prieska, needs to be taught what 'treatment' means. 'Importance,' relative to something is potentially worth many points. In the end, non-FIP exhibiting allows only 5 points for the many hours of measuring and adjusting. In examination terms you will fail (40%), pass strongly (60%), or get a high distinction (80%). Marking out of 5 never allows for 50% of 71%. It is difficult to devise a rougher tool for measurement than marking out of five.

Determining achievable points in the August proposals is, as in any point system, necessarily rather arbitrary. Moreover, specifics of any determination are in actual application problematic in 2019s wide collecting field with so many angles of approach and so many variables.

CONCLUDING REMARKS AND PROPOSAL FOR SOCIETIES.

The fact must be faced that the field is too extensive and too diverse to cater for needs using the current FIP Regulations. Secondly, a system that avoids specifics can help to get rid of illogical clichés.

Why does traditional collecting, which rejects what is not issued for postal use, accept proofs, designs and photos? Why is a signature on an item philatelically relevant? An excellent exhibit of revenues on white paper cannot be seen clearly, but, if Havid mounts are black, why can you not exhibit on blue paper? Why, a (hotly denied) de-valuing of vertical pairs? Let us rather look at what the collector wanted to do and what he has achieved. Do not limit the pleasure to those with cheque books, equating price with rarity.

Realising that any proposal will be contentious, I suggest trying at society level to get all exhibits on a uniform understandable and enjoyable level:

1 - How well did the exhibitor succeed philatelically in doing what he set out to do including completeness and relevance of material **40**

2 - Appearance of the exhibit and originality in approach **30**

3 - Quality of the material **15**

4 - Difficulty in collecting and/or difficulty to complete **15**

TOTAL = **100**

5 - Discretionary bonus for rarity and new facts, normally zero, maximum **10**

* Thought to be jargon used by Post Office clerks: In RSA post offices a stamp is a sticker. (The more colourful sticking stuff is really for dealers' and thematic collectors).



Demonetised stamps commercially used. Do they remain 'stamps' or were they Cinderellas when used?

THE ROYAL PHILATELIC SOCIETY OF CAPE TOWN

An 'Honorary Life President' award has been bestowed on David Sinclair.



As only a single member can be appointed at a time, and the post continues for the full lifetime of the recipient, this recognition is indeed great news and a wonderful achievement.

Congratulations David !

Email: royalphilct@gmail.com

Website: https://www.rpsct.org/

Bill Barrell Ltd. *Dealer in the postage stamps and postal history of Great Britain offers their latest illustrated list No149. This list offers over700 items from 1643 - 1996, all accurately described with illustrations. It includes good postal history, 1d blacks, a superb selection of 1d reds, 2d blues, excellent selections of Mulreadies, caricatures and many more interesting items from other regions.*



Bill Barrell Ltd.would be happy to send you a copy, free of charge, if you request a copy. Contact them at this address:

PO Box 10494, Grantham, Lincolnshire, NG31 0HS, United Kingdom
01476 594698

***e-mail*: bill@barrell.co.uk *website*: www.barrell.co.uk**

Digitised by the Department of Library Services in support of open access to information, University of Pretoria, 2024

THE 1936 SCHLESINGER AIR RACE





by André du Plessis, Pretoria PS and David Wigston, East Rand PS

Today the event would be labelled as a publicity stunt to generate media coverage. However, what started out as a public relations exercise to promote the Empire Exhibition of 1936 to celebrate the golden jubilee of Johannesburg was, by the end, labelled a 'fiasco and a tragedy' by the press (Fig.1).

While the Schlesinger Race might have been inspired by the London - Melbourne Race, it was also unfairly compared with that event. From the outset there was disapproval of the race: the Race did nothing to encourage the development of British aircraft like the the Melbourne Race. It *"would prove nothing, but might give a very false impression either of British supremacy or of British inferiority"*. These were prophetic words indeed with only one entrant making it to the finishing line.

Schlesinger, an American citizen, was irritated by the media criticism regarding the limitation of entrants to British aircraft. "He had very strong and good reasons for confining it to British aeroplanes"(*Flight*, 1 October 1936: 342). He wanted to support air travel as a means of linking the British Empire and promoting 'air-mindedness'.

As with the London-Melbourne Air Race, the Royal Aero Club agreed to organise the London-Johannesburg Air Race and set up the rules. Some were onerous, such as being at Portsmouth five days before the start, while others proved ironic like the £25 entry fee which would be refunded on arrival in Johannesburg within five days. Only one competitor qualified for the refund...

The Race was divided into two classes; one a handicap race determined by a complex formula and the other a pure speed race with the prize money suitably allocated.

It was scheduled to start on 15 September 1936 at Hatfield, London; the day on which the Empire Exhibition opened in Johannesburg. This was postponed in August to 29 September so that competitors could take advantage of the full moon for night flying and the start moved to Portsmouth. The planned route is shown in Fig.2. Flying through Africa in the 1930s was not for the faint-hearted. Navigation aids were rudimentary, if they existed, and maps were far from reliable. Tommy Rose, who had previously broken the England-Cape Town record earlier in 1936, when asked about the nature of the route east of Nyasaland (Malawi) commented: *"This is a very naughty bit of country, and is said to be full of tsetse fly, not too good for a forced landing. Unless one has a safe two hundred miles of space,*

in range, on any leg across Africa, one is likely to be causing the nervous system a lot of trouble sooner or later. Taking a heavily laden machine [with fuel] *off high altitude aerodromes is always a matter of extreme difficulty. … it is better not to try and pull the machine off until one can see the whites of the eyes of the ants on the far boundary fence"*.

DAY ONE: Tuesday, 29 September 1936. The first aircraft was flagged away at 06:15, with the others following at one minute intervals (Fig.3). By lunch time of the first day, two competitors were already out of the Race. Miller (competitor 1) (Fig.4B), short of fuel, had to make a forced landing 48km short of Belgrade. With no telephone to summon help, the locals provided 50 litres of questionable quality petrol which took four hours to load. In the process, Miller saw three competitors pass over head, but was unable to attract their attention to his plight. Once refuelled, he was able to complete the journey to Belgrade in less than ten minutes. Miller decided to abandon the race at this point because of

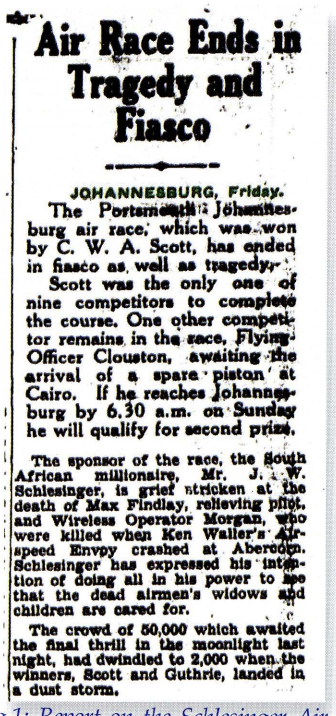

Air Race Ends in Tragedy and Fiasco

JOHANNESBURG, Friday.

The Portsmouth-Johannesburg air race, which was won by C. W. A. Scott, has ended in fiasco as well as tragedy.

Scott was the only one of nine competitors to complete the course. One other competitor remains in the race, Flying-Officer Clouston, awaiting the arrival of a spare piston at Cairo. If he reaches Johannesburg by 6.30 a.m. on Sunday he will qualify for second prize.

The sponsor of the race, the South African millionaire, Mr. J. W. Schlesinger, is grief stricken at the death of Max Findlay, relieving pilot, and Wireless Operator Morgan, who were killed when Ken Waller's Airspeed Envoy crashed at Abercorn. Schlesinger has expressed his intention of doing all in his power to see that the dead airmen's widows and children are cared for.

The crowd of 50,000 which awaited the final thrill in the moonlight last night, had dwindled to 2,000 when the winners, Scott and Guthrie, landed in a dust storm.

Fig.1: Report on the Schlesinger Air Race from the Manchester Guardian.

Race Number	Pilot	Aircraft	
1	Capt. A.M. Miller	Percival Mew Gull	*Retired; Belgrade, with fuel feed problems*
2	Capt. S.S. Halse	Percival Mew Gull	*Out of the race; Southern Rhodesia, crash landing*
3	Victor Smith	Miles Sparrowhawk	*Retired, Khartoum with oil leaks*
4	Flt. Lt. Tommy Rose Bagshaw	B.A. 4 Double Eagle	*Out of the race; Cairo, with collapsed undercarriage*
5	Lt. Misri Chand Lt. P. Randolph	Percival Mew Gull	*Disqualified, aircraft not ready*
6	C.W.A. Scott Giles Guthrie	Percival Mew Gull	*Winners*
7	D.W. Llewellyn C.F. Hughesdon	Percival Mew Gull	*Out of the race; Abercorn, with crash landing*
8	F/O A.E. Clouston F.E. Tasker	Miles Hawk VI	*Out of the race; Umvuma, with crash landing*
9	H. Buckingham	D.H. 92 Dolphin	*Disqualified, did not arrive in time*
10	C.G.M. Alington Lt. P.H.Booth, R.N.	B.A. Eagle	*Out of the race; Bavaria, with broken undercarriage*
11	Flt. Lt. H.R.A. Edwards Squd. Ldr. B.S. Thynne	Miles Peregrine	*Withdrawn, aircraft not ready*
12	John E. Carberry	Percival Vega Gull	*Disqualified, did not arrive in time*
13	Maxwell H. Findlay Kenneth Waller	Airspeed Envoy	*Out of the race; Abercorn, crashed on take -off with fatally injuries*
14	Tom Campbell Black	Percival Mew Gull	*Fatally injured in ground collision with another aircraft before the start of the Race*

Table 1: The entries and their race numbers.

Digitised by the Department of Library Services in support of open access to information, University of Pretoria, 2024

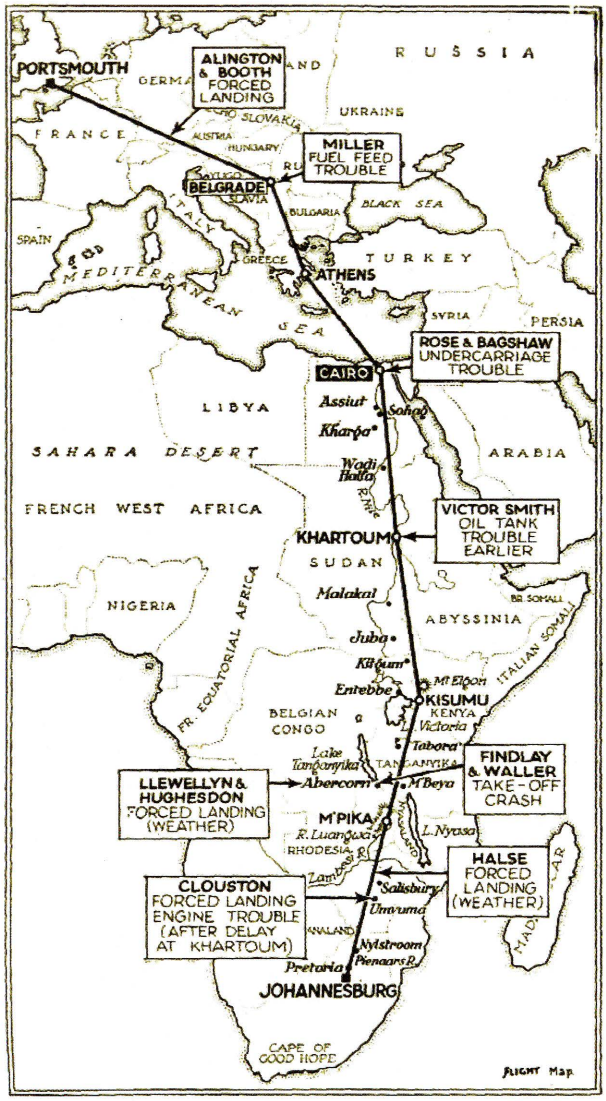

The unhappy tale of retirements at a glance. The fact that some retirements took place off the line does not mean that the competitors were off their course; alternative courses were selected by various pilots.

Fig.2 Original route map published in Flight, *8 October1936, p. 393.*

damage to the engine caused by the poor quality fuel he received, plus a concern over uncertain fuel consumption. Although Miller signed the covers he carried, there is no indication these actually went through the post (Fig.4A).

According to the clock, Alington and Booth (competitor 10) were overdue at Belgrade and with no news this resulted in much anxiety. It was getting dark, had started to rain and the cloud level was low. The Commandant of Belgrade airport ordered all airfields in Yugoslavia to be lit. Anti-aircraft searchlights were brought into use in the hope of penetrating the thick cloud cover just in case Alington and Booth were circling above Belgrade. It was only two hours later that news arrived that they had landed at Regensburg, Bavaria, damaging the undercarriage, thus preventing any further participation.

On arrival at Cairo, Halse (competitor 2) (Fig.7A), an instructor at the Johannesburg Aero Club, had only a slim 9½ minutes lead over Clouston (Fig.11C) and Tasker (competitor 8). This lead increased significantly when Clouston and Tasker were later delayed at Khartoum in order to repair a bearing. By nightfall, Rose (Fig.5B) and Bagshaw (competitor 4) were also out of the race. They had to make several unplanned landings because of airlocks in the fuel system which cost them time. All stops were counted as flying time. Worse was to happen on arrival at Cairo when the undercarriage of their aircraft collapsed ending their chances in the race. Having ended the race in Cairo, his cover (Fig.5A) has a South African meter mark applied, suggesting it was posted on his arrival in SA. But covers, with a cachet showing the Race logo, were also posted in Cairo (Fig.5C).

DAY TWO: Wednesday, 30 September 1936, which started at 06:15, saw Halse (Fig.7A) leading the pack. He appeared to be on a runaway victory, completing the race inside a record time of 36 hours. When Halse was already leaving Kisumu at 08:00, Guthrie and Scott as well as Llewellyn and Hugheson had only left Khartoum with little hope of catching up. Then the news came that Halse had crashed short of Salisbury. He could not find the airfield because of smoke from veld fires. For Halse, who had now been in the air for 31 hours and was suffering from chronic fatigue, it was difficult for him to distinguish between bush fires and the airfield's landing markers. As the daylight was fading he had little option but to land in what appeared to be a suitable field at Bomboshawa. The field had recently been ploughed and soil clogged the aircraft's wheels causing it to flip over (Fig. 6). Halse emerged with a dislocated shoulder and he was out of the race. Some sources say he hit an ant hill (termite hill?) in the twilight and suffered a fractured arm. Fig.7B illustrates an item of crash mail salvaged from Halse's aircraft.

This mishap put Scott and Guthrie in the lead. They decided to stop at Abercorn, Northern Rhodesia (Zambia) arriving at 19:15, and taking a seven hour rest. Llewellyn and Hughesdon were lagging well behind, passing over Entebbe at 14:15, while Findlay and Waller only departed from Entebbe at 05:41, at the end of day two. Both were now in the race for second and third positions.

Meanwhile, at Rand Airport a crowd of some 55,000 strong arrived in 15,000 cars, anxiously awaiting the arrival of the race favourite, Halse, eunthusiasm generated by the media (Fig.7C). The crowd waited in vain until late into the night, as Halse was already out of the race. When the news broke of Halse's accident, public interest in the Race waned rapidly.



Fig.3: The starting line-up at Portsmouth

DAY THREE: Thursday, 31 September 1936. As Scott and Guthrie (competitor 6) (Fig.8) were the first to arrive at Rand Airport, Germiston, at 11:34, they were the winners of the speed section of the race. They achieved a time of two days, four hours and fifty-seven minutes, covering 9,900 km at an average speed of 187 km/h. They were met by Mr Pirow,

Digitised by the Department of Library Services in support of open access to information, University of Pretoria, 2024



Fig.4A: Stampless cover with inverted airmail label applied with a rubber stamp and Portsmouth Air Port cachet, dated 29 September 1936. Allister Miller retired at Belgrade with a fuel problem. Only five covers are recorded from Miller's flight.



Fig.4B: Captain Allister Miller (1892 – 1951), founder of Union Airways in 1929, which became SAA.

Minister of Defence; I.W. Schlesinger, as well as Sir Pierre van Ryneveld and Quintin Brand, pioneers of the African Route (Fig.9).

At this time, there were still several competitors in the race, but not for long. There was no report of Llewellyn and Hughesdon (competitor 7) after they left Entebbe. Then the news came that they too were out of the race having crashed on the shores of Lake Tanganyika – neither was hurt. They were trying to find Abercorn in poor visibility caused by the smoke from veld fires – the same problem experienced by Halse. Eventually, with their fuel level dangerously low, they had to land somewhere, damaging their Vega Gull beyond repair.

Smith (competitor 3) (Fig.10C), travelling in an open cockpit, was held up in Salonica with what appeared to be a serious oil leak. Eventually he discovered the problem was a return valve and there was no oil leak. Having lost so much time, on arrival at Khartoum, he realised that he could not finish the Race within the five day deadline and retired. Smith carried the most covers of all the entrants, two examples are shown in Figs.10A and 10B, posted on his eventual arrival in George.

Clouston (Fig.11C) and Tasker (competitor 8) were detained at Khartoum, waiting for the arrival of a new piston. Then a shortage of fuel required them to make an emergency landing at Mtoko, south of Entebbe. They decided to continue despite bad weather and eventually, when overdue in Germiston on Saturday (Day Five) their aircraft was found 193 km south of Salisbury following an emergency landing. Covers carried by Clouston are illustrated in Figs.11A and 11B.

Findlay and Waller (competitor 13) also encountered the same visibility problem as Llewellyn and Hughesdon at Abercorn, but did manage to find the airfield and land. Now being second, and the only competitor left in the race, they were anxious to continue, regardless of local advice to wait out a change in the direction of the wind. As the wind direction had shifted, Findlay and Waller had to take-off up-hill. At an altitude of over 1,800m, their Airspeed Envoy lacked power to gain height quickly and the aircraft struck trees at the end of the runway. Findlay and A.H. Morgan, the radio operator, were fatally injured. Waller, and Derek Peachy, a passenger, only received minor injuries. It was ironic that Findlay and Waller's Airspeed Envoy was one of few aircraft to have radio and blind-flying navigational instruments.

On hearing of the incident, Schlesinger wired London to say that, if no competitor arrived within the time limit, the balance of the prize money be given to the dependents of Findlay and Morgan. As it was, there were no competitors left in the race

As an event to promote the 1936 Empire exhibition in Johannesburg and Empire air-communication it was nothing more than a damp squib remembered more for the disasters and mishaps than for the achievements. C.G. Grey, the editor of *The Aeroplane*, critical of the event from the beginning, concluded by saying "the race was a flop, so far as encouraging the design of British aeroplanes was concerned". No one really worried about the race except for the keen adventurous pilots who entered for it. It was a missed opportunity to develop British aircraft. If mail-carrying aircraft could be based on the aircraft in the race, then the delivery time from the

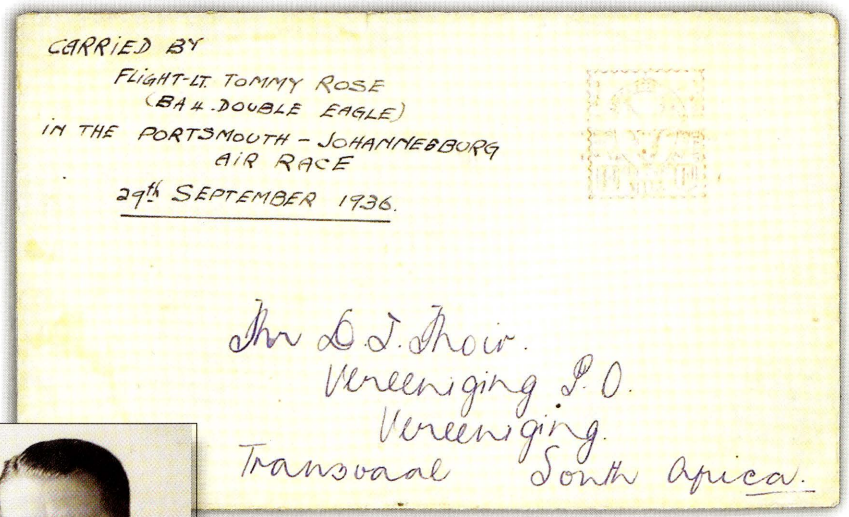

Fig.5A: Cover to Vereeniging with a feint bilingual South African 1d meter mark applied by Machine M113, a Universal 'Midget' introduced in 1927. According to the International Postage Meter Stamp Catalog, a meter mark without a circular franking showing the town are nearly always an illegal use of decertified meters. Was this the case here? The cover is endorsed on the reverse 'By Air Mail. Tom Rose, Portsmouth-Joburg Sept 29 1936', with a Vereeniging back stamp, Oct 13.



Fig.5B: Tommy Rose (1895 – 1968) who went on to be a test pilot for Miles Aircraft.

Digitised by the Department of Library Services in support of open access to information, University of Pretoria, 2024

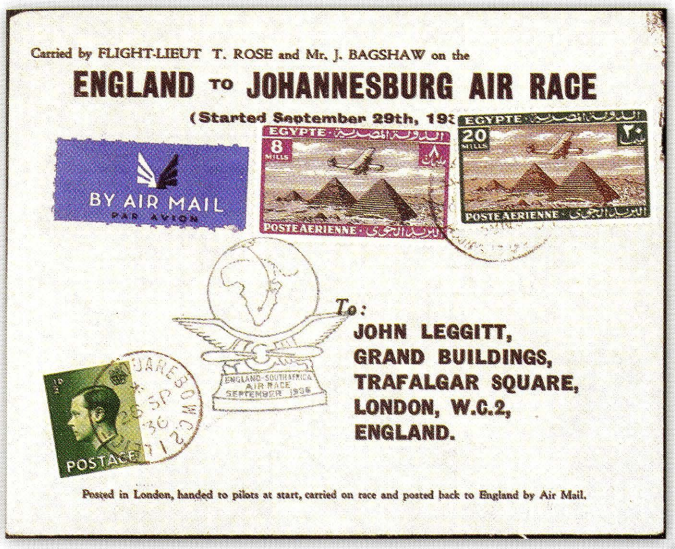

Fig.5C: Posted at Cairo, where Tommy Rose withdrew from the Race because of undercarriage problems.

UK to South Africa could have been cut from five to two or three days. What the 69-year old Mr Schlesinger had hoped would contribute to the Empire Exhibition and promote his new interests was not to be.

FLIGHT COVERS FROM THE RACE

Covers carried on the various flights form an important record of the event. In the May 1938 *SA Philatelist* it was reported that Miss van Heerden of the Pretoria Philatelic Society had made arrangements for ten covers to document the Race. Nine were to be carried by each pilot while the tenth was sent by ordinary post as a control, which arrived 12 October 1936. Only three of the nine covers supposedly carried by the pilots were ever received.



Fig.6: Police & officials examine the righted wreckage of Halse's Mew Gull

Table 2.

Race No.	Pilot	No of Covers	Comments
1	Miller	5	
2	Halse	24	*Not autographed; at Salisbury an additional stamp was added*
3	Smith	39	*Finally arrived - George, 9 October 1936; all covers signed & postmarked George 9 Oct1936*
4	Rose	100	*25 signed and inscribed*
6	Scott	100	*25 covers signed on the back together with co-pilot Guthrie. All 100 covers reported as missing*
7	Llewellyn	Not recorded	
8	Clouston	45	*Covers recovered from wreckage and returned to UK; reposted Aldershot, Hants, 14 March 1937, arriving 7 April 1937*
10	Alington	Not recorded	
13	Findlay	Not recorded	

ISADORE WILLIAM SCHLESINGER
1871 – 1949

Born on 15 September 1871 in Lemes, in Slovakia, he was the second of ten children. As the saw mill owned by his father could not support the family, they emmigrated to New York. As a boy Schlesinger sold hairclips and newspapers to augment the family income. By 18 he was an insurance salesman. In 1894, at 23, Schlesinger relocated to South Africa as a salesman for Pepsin Gum (a combination of pepsin powder and chicle – an aid to digestion). This was soon abandoned when he joined the Equitable Insurance Company, which was more profitable, earning Schlesinger over £1000 a month in commission. By 1904 he had started his own insurance company, the African Life Assurance Society.

Schlesinger, at 5'2" in height, quickly expanded his business interests, moving into entertainment. In 1913 he started building a number of theatres and sponsoring performances. Cinema soon followed, first with the importation and distribution of films followed by film production. He was the first to produce news reels, known as the African Mirror. In 1927 he ventured into broadcasting when he set up the African Broadcasting Company which he eventually sold to the government as the SABC. At the height of his business career, Schlesinger controlled over 70 companies in nearly every sector of the economy.

Schlesinger remained an American citizen until his death in 1947. His son, John Schlesinger, inherited the business empire, which he continued to grow well into the 1960s.



I.W. Schlesinger



Fig:7B: Cover carried by Halse, salvaged from his Percival Mew Gull Baragwaneth which crash landed 20 miles from Salisbury. Originally postmarked Bristol, 22 Sep.1936, then Salisbury, 3 Oct.1936 & Jeppestown, 7 Oct.1936; a result of being redirected from Jhb to Pta. Probably carried Salisbury - Johannesburg by train. He carried 24 covers, of which four have the De Havilland cachet.



Fig.7A: Captain Stan Halse



Fig.7C: Enthusiasm for Halse's possible win reflected in a placard for The Star.



Fig.8: Scott & Guthrie, winners and the only Competitor to finish the Schlesinger Race.

Digitised by the Department of Library Services in support of open access to information, University of Pretoria, 2024



Fig.9: Scott & Guthrie in front of their Percival Vega Gull for cameras on arrival at Rand Airport



Fig.10B: Cover posted at George by Victor Smith, with a cachet showing the Race trophy; presumably an arrival mark in the bottom left-hand corner, with an indistinct strike. The green cachet 'England - South Africa Air Race' was applied at Portsmouth aerodrome before the race. Smith carried a total of 35 covers

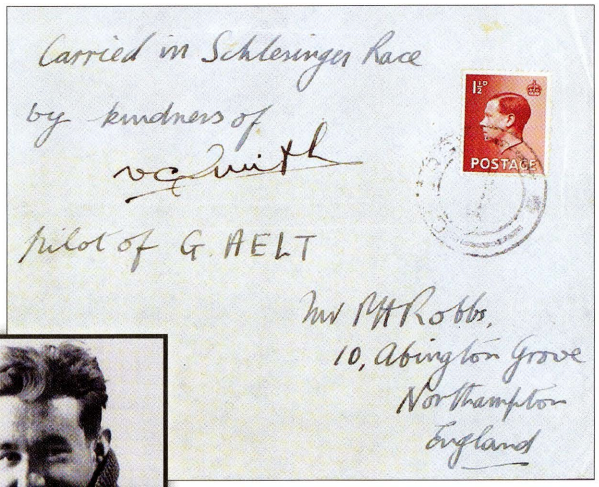

Fig.10A: Cover carried by Victor Smith, with an indistinct cancellation, which could be GEORGE (it compares with the cancellation in Fig.12B) and posted by Smith on arrival. After retiring at Khartoum, Smith continued on to George in easy stages.



Fig.10C: Victor Smith (1931 - 2001)



Fig.11B: Cover carried by Clouston, with a Portsmouth date stamp (28 Sep 1936) with a violet Imperial Airways cachet. He crashed in Southern Rhodesia and then travelled by car to Bulawayo where he got a ride in another aircraft to Johannesburg. Clouston carried 45 covers on his flight.

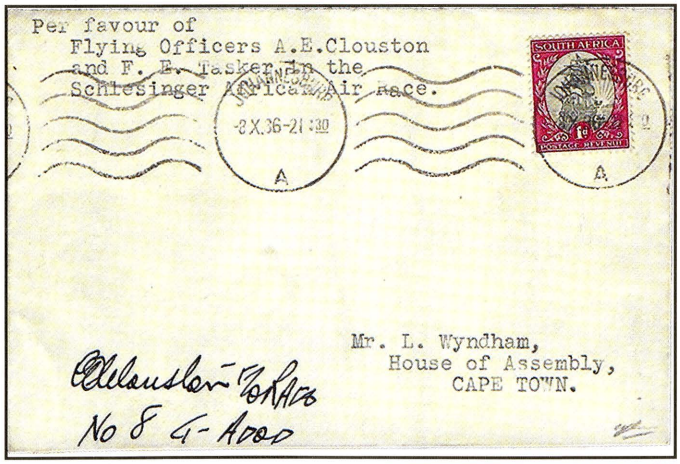

Fig.11A: Cover addressed to Mr. L. Wyndham, a prominent South African aerophilatelist, dated a week after the race ended. The inscription at the bottom left-hand corner refers to Clouston and Tasker's Competition number (8) and the registration of their Miles Hawk VI.



Fig.11C: Arthur Clouston

The recorded number of covers carried, as reported in the May 1938 *SA Philatelist,* is given in Table 2.

References

- A London-Johannesburg Race. 1939. *Flight*, 4 June: 601.
- AIR: The Race to Africa. 1995. *Motor Sport*, Oct: 1114 - 1115.
- An Empire Air Race. 1936. *Flight*, 4 June: 390.
- Argyll Etkin. n.d. African Air Mails continued … [O]. https://stampauctionnetwork.com/ag/ag412.cfm Accessed: 23 Feb. 2018.
- Next Week's Big Race. 1936. *Flight*, 24 Sep: 306 - 308.
- One Out of Nine. *Flight*, 8 Oct.: 352 – 355.
- Over the Route. 1936. *Flight*, 24 Sep: a – d.
- Portsmouth Paragraphs. 1936. *Flight*, 1 Oct: 341 - 344.
- The London-Johannesburg Race. 1936. *Flight*, 3 Sep: 251.
- The Schlesinger African Air Race. 1936. *Flight*, 18 June: 649.

Digitised by the Department of Library Services in support of open access to information, University of Pretoria, 2024

BELLVILLE PHILATELIC SOCIETY

Monthly meeting, 2nd Wednesday. Auditorium of the Bellville Library, Charl van Aswegen Rd, Bellville. Meetings start at 19h00 to 21h00 and consist of club cup competitions, workshops and fun evenings with specific themes. Members from other societies are regularly invited. *Chairperson*: Werner Barnard; wernerb@axxess.co.za
Secretary: Reanie de Villiers; 082 567 0353; philately@netpoint.co.za
Website: http://bellvillephilatelic.tripod.com
Contact the Secretary for further Programme details.

THE ROYAL PHILATELIC SOCIETY OF CAPE TOWN

Meetings are held every 2nd and 4th Monday of the month at 8.00pm at the Athenaeum, Camp Ground Road, Newlands. Visitors are always welcome.
Contacts: Mary Rogers 0729461767 or 021 5582662
President; Victor Millard 0828028882 or 021 6714613 *(Secretary);*
Email: royalphilct@gmail.com
Website: https://www.rpsct.org/

STELLENBOSCH FILATELISTEVERENIGING

Meeting – 1st Tuesday of the month at 19:00.
Plek: Biblioteek, La Clémence aftreeoord, Webers-valleiweg /Road, Stellenbosch. Ons hou uitstallings, ontvang gassprekers, ervaar praatjies/ demonstrasies, monthly newsletters with news on local philatelic activities, Show, Tell and Ask sessions covering all aspects of the hobby of stamp collecting. Besoekers altyd welkom. Visitors always welcome. Join us. Kom saam of kontak stellenboschstamp@gmail.com

PAARLSE FILATELISTE

Sedert 1951

Die Paarlse Filateliste vergader elke maand op die tweede Donderdag van die maand om 19h30. *Filateliste, seëlversamelaars en besoekers is baie welkom. Vergaderings is baie informeel en daar word lekker gekuier en daar is altyd iets te leer (en te ete). Vir meer inligting oor die program en vergaderplek kontak gerus vir:* Gawie Hugo: 083 956 2410 gawiehugo@gmail.com of Riaan Crafford: 022 4824005 n/u craffies@telkomsa.net

FISH HOEK PHILATELIC SOCIETY

Founded in 1954 and still promoting philately in the 'Deep South' of the Cape Peninsula. Circa 20 – 30 members and often a few guests gather once a month. FHPS reaches a wider audience on the internet since launching their website. Please have a look and maybe get ideas or inspiration for your own society. *The society meets every first Tuesday* at 19h30 at Civic Centre, Minor Hall, Recreation Road, Fish Hoek. *President:* Dave Young, email: davesueyoung@gmail.com *Secretary:* Volker Janssen.
Website: www.fhps.infoFHPS

GEORGE PHILATELIC SOCIETY

The Society meets every 2nd Thursday of the month, in the Minor Hall, Presbyterian Church, 8 Caledon St. *President*: Nick Zerbst 0836255804, *Secretary*: Rob Sinclair-Black 044 8746337. email: robrita@mweb.co.za

PORT ELIZABETH PHILATELIC SOCIETY

The society meets monthly at 19:00 on first non-holiday Monday at the Bible Society House, 31 Cotswold Ave, Cotswold. For more information contact either Francois Friend (President, 082 554 8900, francois@softchem.co.za); David Brown (Vice president, 041 360 4025) or Rodney Maclachlan (Secretary / Treasurer, 072 619 5409).

FOUNDED 30 APRIL 1909

EAST LONDON PHILATELIC SOCIETY

The Heritage Room, 1st Floor, Berea Gardens 70 Jarvis Road, Berea
Meeetings : Every 4th Thursday of the month. Time: 19h30
President : David Preston 0827742090. Email:prestee@telkomsa.net
Secretary: Carlos Da Fonseca 082 334 7603

CASPIP

CAPE SOCIETY FOR PALESTINE-ISRAEL PHILATELY

Meets on the third Wednesday of the month, 20h00, excluding Jewish & Public holidays. Contact for details: Aubrey Katzef: akatzef@mweb.co.za, +27 (21) 4615134 the President of CASPIP

* PLEASE NOTE: **Back Issues** *of The South African Philatelist are limited. Requests for any issue should be made in writing to The SA Philatelist, P.O. Box 131600, Benoryn, 1504. An electronic PDF file may be requested should a printed copy of the journal not be available.*

International Exhibitions

SINGPEX 2019

36th Asian International Stamp Exhibition, at Suntec Singapore.
Date: 31 July to 4 Aug 2019
South African Commisioner:Joof van der Merwe jnc1@vodamail.co.za

LONDON 2020

INTERNATIONAL STAMP EXHIBITION
Date: 2 to 9 MAY 2020
South African Commisioner: Patrick Flanagan. patf@fgprop.com

Study Groups

EUROCIRCLE STAMP STUDY

Meetings in the Captain's Table at Woodmead - last Wednesday of each month at 20h00 (except December).

TBVC STUDY GROUP

Contact: Chairperson Jan de Jong djhome606@gmail.com *Secretary* Eugene du Plooy eugeneduplooy@gmail.com
Meeting 1st Saturday of the month at 09:00am for 09:15am at the Greek Orthodox Church Pretoria Stamp Fair. Corner Lynnwood Rd & Roper St, Hillcrest, Pretoria - right opposite the entrance to the University of Pretoria

RSA SEËLSTUDIEGROEP

Vergader elke 2de Woensdag, 10vm van elke onewe maand (Januarie, Maart, Mei, Julie ens) by Filateliedienste in Silverton. *Kontak:* djhome606@gmail.com Doen uitstekende studie en navorsing en publiseer 'n gereelde maandelikse nuusbrief,

SOUTH AFRICAN STAMP STUDY CIRCLE

Meetings: First Saturday of month at 13h00 at the Thornhill Manor Retirement Village Hall, Modderfontein. *Contact*: Secretary, Keith Perrow o83 379 2626, email: keith.perrow232@gmail.com

RHODESIAN STAMP STUDY

The Rhodesian Study Circle holds regular member meetings and events across the world. Visitors are welcome to attend. For more information on meetings, visit http://www.rhodesianstudycircle.org.uk/engage/meetings or Contact us (http://www.rhodesianstudycircle.org.uk/about-us/contact-us/)

PINELANDS STAMP CIRCLE

Meet on the last Wednesday of every month (except December) at 19h30 - Activities Hall of Pinelands Library, Howard Centre, Western Cape. The Circle caters for all interested in stamp collecting - from beginner to more experienced philatelists. Programmes for meetings include displays of stamps, talks by visiting speakers and member's 'Show and Tell' exhibits. The Circle operates an Exchange Circuit and holds auctions from time to time. Visitors are always welcome! *Contact:* Marilyn Crawford at 021689 5050 or email: m.tristan.crawford@gmail.com

Durbanville Stamp Fair

THE CAPE STAMP FAIR

Please note: new name & new venue. Bellville Valley DRC Hall, c/o Postma & St Andrews Streets, from 9am - 12:30pm. Public parking & entrance is in St Andrews Street. All welcome, free entrance & parking, refreshments available. Large contingent of dealers in attendance to sell, buy, evaluate and advise on all aspects of philately, including stamps, envelopes, covers, post cards, correspondences, postal history, revenues, documents & non-fiction books of a historical nature, plus coins, banknotes & medals, etc.
Stamp Fair dates for rest of 2019: **(all on 1st Saturday monthly)** 2 Mar, 6 Apr, 4 May, 1 June,6 July **, 3 Aug, 7 Sept, 5 Oct, 2 Nov, 7 Dec. ** *The Stamp Fair on 6 July returns to the old venue (Bergsig DRC Hall) as Bellville Valley unavailable in July 2019.* Auctions for 2019 continue to be at the Bergsig DRC Hall c/o Boland Way & Protea Way, Durbanville. Auction dates 2019: 16 Mar, 18 May, 20 July, 21Sept, 16 Nov. *Contact:* Ken Joseph ken@philatelicfriends.com

Digitised by the Department of Library Services in support of open access to information, University of Pretoria, 2024

WITWATERSRAND PHILATELIC SOCIETY

P O BOX 61166 MARSHALLTOWN 2107

Venue: Country Club Johannesburg, Napier St, Auckland Park. For info contact the President: Herbie Schaffler RDPSA 082 722 7604.

Dates for Society Meetings 2019 always on a Wednesday at 20h00

13 February '19 Workshop on Thematics and Postcards
13 March '19 One-to-Five Page Exhibits
10 April '19 First Competitive Evening
8 May '19 One-Frame Evening

EUROCIRCLE STAMP STUDY

For 2018 the meetings - Bishops at Woodmead. The second meeting of each month, except December, is held on the last Wednesday of the month. This is effectively a study group.

EDENVALE PHILATELIC SOCIETY

Meets first Saturday monthly at Thornhill Manor Retirement Village Hall, Modderfontein at 1pm *Meetings consist of club competitions, workshops, themed events and many other fun activities. Membership is varied and mainly consists of general stamp collectors. Light refreshments are served. All are welcome - from the novice to more advanced collectors.* Our Facebook page allows club activities to continue 24/7; search for *Edenvale Philatelic Society*. All welcome.
Contact: Colin Bousfield 082 309 8656

EAST RAND PHILATELIC SOCIETY

Meets at the Victorian Secret coffee shop, corner Russel / Woburn Ave, Benoni,14h00 last Saturday each month. Exhibits, talks and workshops by members and invited guests. Items of interest, quiz, general networking. Free entrance, refreshments and safe parking.
President: Jimmy Mitchell; jimmy.hcmitchell@gmail.com
Secretary: Paul Hammerton. hampaul@ananzi.co.za

PHILATELIC SOCIETY OF JOHANNESBURG

President: Clive Carr, Tel: 011 789 6357
Meetings: 19h30, Third Wednesday of the month, at Blairgowrie Recreation Centre, Park Lane, Blairgowrie. P O Box 131037, Bryanston 2021, South Africa.

2019 meeting programme

20 Feb : AGM & invited exhibits
20 Mar : Open - all categories & postal stationery
17April : Anything relating to the letters 'M &/or N'
15 May : British Commonwealth.
29 May: *5th Wed* - TBD
19 Jun : Mini Exhibits, 1 to 16 pages
17 Jul : Foreign, the art of philately & philately as art
31 Jul : *5th Wed*, Society auction

SANDTON PHILATELIC SOCIETY

Meets on the first Monday monthly (Feb to Dec) *Venue:* Blairgowrie Recreation Centre, Park Lane (off Susman Avenue), Blairgowrie.
Time: 7:30 for 8:00 PM. **The society has an active exchange packet circuit and members with a wide range of philatelic interests.** Visitors are welcome. For further information contact: Chris Carey 083 6622150 / 011 6732229 / ccarey@icon.co.za

WEST RAND PHILATELIC SOCIETY

Meets 3rd Wednesday monthly at 19h30 at Panorma Sports Grounds, Cornelius St, Weltervreden Park. PO Box 198 Florida Hills 1716. *Contact*: Andries Nel, 083 269 9374. *Chairman* or *Secretary* Ian Walker. Tel: 011 4721161. email: iwalker@vodamail.co.za

PRETORIA PHILATELIC SOCIETY

Meets on the first Monday **evening** of the month at 19:30 at Statech Centre, St. Albans College, Clearwater Street, Lynwood Glen. Monthly newsletter, active exchange section and loads of expertise on traditional philately and postmarks. **Day** meeting meets every first Thursday of the month following the first Monday in Glen Carpendale's shop, Kilner Park Galleries, 6 Wilkinson Street, Kilner Park, Pretoria. Stamp displays, talks and socialising. *President:* André du Plessis. andredupfs@gmail.com 083 399 1755
Vice-President: Alex Visser. alex.visser@up.ac.za

AFRIKAANSE FILATELIEVERENIGING VAN PRETORIA

Vergader elke 3de Saterdag van die maand om 10:00 by Glen Carpendale se Seëlwinkel in Kilnerpark. Baie aktiewe groep wat gereeld bywoon. Nuusbrief *'Die Posduif'* verskyn maandeliks. Voorsitter is Petra Heath en Sekretaris is Herman van Niekerk. Kontak: arnot@telkomsa.net

POLOKWANE PHILATELIC SOCIETY

Meets last Tuesday of every month *Contact:* Peter Gutsche, Box 11933, Bendor Park 0713. Tel 083 276 1124. email: pmgutsche@mweb.co.za

THEMATICS SA PRETORIA CHAPTER

Meeting 1st Saturday monthly at the Greek Orthodox Church Pretoria Stamp Fair @ 10:00 for 10:15. Vibrant & active group of attendees – loads of expertise and lots of topical discussions. *Group Leader:* Helena Snyman Helena.snyman@gauteng.gov.za

OFS PHILATELIC SOCIETY

Society meets every 4th Friday monthly, (except December), at 19h15 at the museum of the Boer Republics in Memorium Road, Bloemfontein. ***President***: Dr Neil Cronjé and ***Vice president***: Garry Osthoff email: OsthoffG@ufs.ac.za

MASHONALAND PHILATELIC SOCIETY HARARE ZIMBABWE

Meetings: 9am, 3rd Saturday monthly at the Orchid Society Hall, Mukuvisi Woodlands, Hillside Rd (off Glenara Ave South), Harare. Stamp displays, talks, advice, auctions, swopping and socialising. ***Contact***: Mike Fox, tallyho@mango.zw landline 495408; cellphone 0772 376994

ZIMBABWE - BULAWAYO

Royal Philatelic Society of Zimbabwe meets the second Saturday of each month (Except December) - 2:00pm for 2:30pm. at the National Natural History Museum, Park Road, Suburbs, Bulawayo. email: phil.soc.zim@gmail.com

DIE POSBOOM FILATELIE VERENIGING

Tweede Maandag van elke maand om 7nm Posbus10647, Danabaai, 6510. St Peter's Kerksaal, Marsh Straat, Mosselbaai. Jaarlikse Algemene Vergadering: November.
President: Japie de Vos
082 767 5004 / 044 695 0705
epos: sanjari@mweb.co.za
Sekretaresse: Gerrie Conradie
082 952 6700
Tel / Faks 044 698 1074.
epos: gajcon@gmail.com

THE PHILATELIC SOCIETY OF KWA-ZULU NATAL

Meetings are held at the Classic Motorcycle Club, 137 Tara Road, Bluff, Durban at 10h00 on the 2nd Saturday of the month. Contacts: Zbigniew Kawecki, *(President)* 082 968 6888
Ted Brown, *(Vice-President)* 083 284 6554
Trevor Harris, *(Secretary)* 082 377 8465
email zeptepi@3i.co.za
Kraft von Aulock *(Treasurer)* 031 2629162

'Stamp Exhibitions' with a theme of what to do and what not to do to achieve success...
'All are welcome'

HIGHWAY PHILATELIC SOCIETY DURBAN

HPS, Durban, meets at the German Club, 7 Barnham Rd, off Essex Terrace, Westville. 09h00 - 11h30 **every third** Saturday of the month. Open invitation to other Philatelic Societies and interested visitors - from beginners to seasoned collectors. Youth encouraged to attend. 'Theme' Exhibits & 'Show-and-tell' Frames by Members, Instructive talks and general networking. Free entrance. Teas/ coffees available. Safe parking. German Restaurant open for lunch. The Committee encourages past and new visitors to join us and get involved in this wonderful social hobby of Kings. *President: Ian McMurray, ianjarvismcm@gmail.com Secretary: Bronwen Edwards, edwards@worldonline.co.za Membership: Barry Livsey, livsey@netsolutions.co.za*

MARITZBURG PHILATELIC SOCIETY

Established in 1924

VENUES:
1. *Ordinary **Stamp Club** meeting every third Monday at 16h00 St Mathews Parish Hall, 115 Hesketh Drive, Hayfields Pietermaritzburg*
2. ***Thematics Group** meeting every third Saturday at 09h00 8a Sanders Road Scottsville 3201, Pietermaritzburg*

The Executive Committee meets on the first Saturday of every month at 11h00.
President: Dave Wyllie - Club President/ Competitions and Speaker. ***Treasurer:*** Heather Wyllie.
Secretary: Aubrey Bowles. 082 316 3308.
burncree45@telkomsa.net aubrey.bowles45@gmail.com

- Ron Buchell - Deputy Treasurer,
- Janet Kimmince - Membership Secretary,
- Gordon Bennett - Stamp Book Circuit Officer,
- Graham Bruce - Librarian,
- Joyce Hulse - Assistant Librarian,
- Val de Jager - Catering Officer

Publicity and Monthly Newsletter, information on Society activities can be obtained from Aubrey Bowles.

Digitised by the Department of Library Services in support of open access to information, University of Pretoria, 2024

BY APPOINTMENT TO
HER MAJESTY THE QUEEN
PHILATELISTS
STANLEY GIBBONS LTD
LONDON

STANLEY GIBBONS

LONDON 1856

KING EDWARD VII ALBUM (1901-1910)

Designed to compliment the King George V and King George VI Albums, the new King Edward VII Album is in four volumes, securely held within two matching slip cases.

Once again, pages are neatly laid out, with the current SG number in every box for easy identification. The lay-flat, 22-ring binders allow you to work on your collection without removing the pages, which, together with the option of having hingeless mounts already applied to the pages, makes the album not only supremely stylish, but simplicity itself to use.

The stamps of the Indian Convention and Feudatory States are housed in a separate volume.

King Edward VII 4-Volume Album (1901 - 1910)	R3414	R6250
King Edward VII 4-Volume Luxury Hingeless Album (1901 - 1910)	R3414HL	R11875
King Edward VII Indian States Album	R3414IS	R1750
King Edward VII Indian States Luxury Hingeless Album	R3414ISHL	R3375





2019 COMMONWEALTH & BRITISH EMPIRE STAMPS 1840-1970

Awarded a Large Vermeil medal in the Philatelic Literature category at Thailand 2018.

To help readers avoid buying forgeries or fakes, or stamps with forged postmarks, there is helpful information on identification

Several new plate flaws and watermark varieties have been added to Great Britain and many Commonwealth territories.

R2813-19 R2250



CHINA CATALOGUE

- *12th Edition 2018*

The catalogue contains detailed and up to date listings of all current stamp issuing countries (China, Hong Kong, Macao and Taiwan) as well as many other areas of interest including Japanese Occupation of China, Kiachow, Kwangchow, Manchukuo and Tibet.

R1410-18 R1225

Our distributor in South Africa is Peter Bale Philatelics, cell: 082 330 3925.
Please use this contact for all of your requirements.

Digitised by the Department of Library Services in support of open access to information, University of Pretoria, 2024

SPINK

The Philatelic Collectors' Series Sale

South and South West Africa Airmails
The award-winning
Neville Polakow Collection | 25 April 2019



1925 Issue 1d. pen and ink drawing by F.W. Mullins

For more information contact David Parsons or Ian Shapiro:
David Parsons: Tel: +44 020 7563 4072 | Email: dparsons@spink.com
Ian Shapiro: Tel: +44 020 7563 4060 | Email: ishapiro@spink.com

SPINK LONDON | 69 Southampton Row Bloomsbury | London WC1B 4ET

#SPINK_AUCTIONS WWW.SPINK.COM

Digitised by the Department of Library Services in support of open access to information, University of Pretoria, 2024

APRIL
2019

The South African Philatelist

All about stamps

THE JOURNAL OF THE PHILATELIC FEDERATION OF SOUTH AFRICA SINCE 1932

volume 95:2. 953

www.sapa.africa

FREE TO AFFILIATED MEMBERS



Combination cover from Vryheid, Nieuwe Republiek via Natal to Holland

Phun with postmarks



Post offices that had 'Dagga' in the name



The Union of South Africa: Customs Duty/Douane Stamps



The Natal Stamps Overprinted 'Postage'



Basutoland: The First Decimal Definitive Series

East Rand 100 Stamp Show
under the auspices of the Philatelic Federation of South Africa
Make a Note: • 4 - 7 SEPTEMBER 2019 • BENONI •

9 771812 164020
ISSN 0038-2566

Digitised by the Department of Library Services in support of open access to information, University of Pretoria, 2024

Sandafayre

The Stamp People



Since 1976 our *unique weekly auctions*

offer you **1000's** of lots from **£20** to **£20,000**

Professional descriptions and pricing

(by our full time career philatelists)

Professional Customer service

(from our fully qualified accounting and administrative staff)

Professional packing and shipping

(by our dedicated full time despatch team)

visit Sandafayre.com

Follow us on:

SANDAFAYRE, PARKGATE, KNUTSFORD, WA16 8DX, UK. Tel: +44 (0)1565 653214 Email: stamp@sandafayre.com

Digitised by the Department of Library Services in support of open access to information, University of Pretoria, 2024

APRIL 2019 Vol 95 Number 2 Whole No 953

The South African Philatelist

Contents

The Journal of the Philatelic Federation of South Africa
www.sapa.africa

Awards:
- Large Silver Hafnia 1994,
- Silver Bronze Pacific 1997,
- Vermeil APS Stampshow1999,
- Large Silver Egoli 2001,
- Federation Plaque 2004,
- Silver España'06, Literature Award 2006,
- Large Silver NZ Literature Exhibition 2007,
- Large Silver JAKARTA 2008,
- Large Vermeil IPHLA 2012.

REGULARS

40 Letters to the Editorial Board
40 Closing dates for future issues
44 Phun with Postmarks
46 The 'ABC' of Stamps
47 Errors on Stamps
67 New Issues
69 Society news

ADVERTISERS

38 Sandafayre
41 Stephan Welz & Co.
43 David Feldman SA
51 Janssen Stamps
54 Corinphilia Auction
67 John & Mark Taylor
71 Stanley Gibbons
72 Spink

FEATURES

42 Dr Nic Zerbst - Signing of the Roll.
42 Obituaries: Cor Myburgh. Theo Swart. And on page **53,** Jan Bakker RDPSA.
45 2019 - East Rand 100 Stamp Show.
45 London 2020 Exhibition open for entries. Commissioner Patrick Flanagan RDPSA
47 The New Federation Website: www.sapa.africa . by Dr Jan Hofmeyr
47 New Postal Rates for 2019 by Robin Messenger
48 The Union of South Africa: Customs Duty/Douane Stamps Part 2. by Dr Gerhard Kamffer RDPSA
52 Sheet Numbers on the Rotogravure Hyphenated Pictorials. by MJH Tonking RDPSA
56 'Print Techniques on South African Stamps from 1910 to 2009. *PART 2* by André du Plessis
59 The Story of the Natal Postage Overprinted Stamps. by Roger Porter
62 The First Industrial Revolution Britain 1760 to 1850. by Colin Whittle
64 Basutoland: The First Decimal Definitive Series. by Dr Lawrence Barit
68 A Complete Sheet of 100 Stamps to pay the postage! by Ted Roberts

THE EDITORIAL BOARD
Alan Rose: roses@wol.co.za
Moira Bleazard: bleazard@telkomsa.net
Robin Messenger: messenger.robin@gmail.com
Janice Botes *Production Editor:* janice@gdb.co.za
David Wigston: speedbird.imperial@gmail.com
Peter van der Molen RDPSA, FRPSL: molens@pixie.co.za

EDITORIAL CONSULTANTS
Alex Visser : alex.visser@up.ac.za
Chris Mobsby RDPSA, FRPSL: mobsbyc@mweb.co.za
Michael Wigmore RDPSA: dcrocker@lando.co.za
Gerhard Kamffer RDPSA: kamffer@netactive.co.za

FEDERATION SECRETARY
Jill Redmond RDPSA: pfsasec@mweb.co.za.
Tel: +27 (0) 11 917 5304

PRODUCTION & LAYOUT
Janice Botes: janice@gdb.co.za
Tel: +27 (0) 11 454 5940

All South African stamps are reproduced with the permission of SAPO
Post Office

Digitised by the Department of Library Services in support of open access to information, University of Pretoria, 2024



Sponsored by STAEDTLER®

A PERSPECTIVE ON OUR JOURNAL

I comment as probably the most consistent advertiser in *The SA Philatelist* (*SAP*) for some decades now. My points for consideration:

1. The *SAP* is SA philately's flagship, and functions consistently at par or even better than some first world countries. It also facilitates communication with philatelic organisations and persons.

2. I have seen it grow from an information-recording resource in the 1970/80s to a shining example of dedicated philatelists presently battling in an unfriendly socio-political environment.

3. The current management has achieved this in spite of criticism that its focus is on the upper levels of SA's collectors. This focus, I submit, is correct since the *SAP* is primarily a journal, not an enhanced Society newsletter. Specialist Society and local Society newsletters have taken over the role of the earlier *SAP* in this regard.

4. While advertising rates are high for local dealers, this is not the case for foreign dealers. There has been a marked increase of advert placements by foreign, non-SAPDA dealers. Both advertisers - local and foreign - have been the journal's backbone for decades now, but *The SA Philatelist*'s management has been under such PFSA ManCom pressure regarding the costs of production, that it is unable to consider SAPDA's local discount proposals. This pressure is intended to collapse the current management.

My answers to *The SA Philatelist*'s current funding problems are:

(i) Accept *The SA Philatelist*'s function as a flagship of this country's philatelic fraternity.

(ii) Obtain more funding for its production ex Foundation.

(iii) Make high quality issues available on the Federation's website as a matter of urgency and advertise such availability world-wide, e.g. through Stanley Gibbons Monthly

(iv) Clamp down on the member of PFSA's ManCom who interferes with the functioning of *The SA Philatelist* production and editorial staff. Furthermore, no ManCom member may demand unpaid production assistance from *The SA Philatelist* staff.

Writing in my personal capacity and not as a SAPDA member,

Sincerely
Paul van Zeyl RDPSA

The SA Philatelist

Publication closing dates for **FINAL** submission of Advertising Material to avoid late delivery.

ARTICLES should be submitted in the month prior:

- ***June*** 2019 - Vol. 95: 3. 954 : **07/05/2019**
- ***August*** 2019 - Vol. 95: 4. 955 : **09/07/2019**
- ***October*** 2019 - Vol. 95: 5. 956 : **10/09/2019**
- ***December*** 2019 - Vol. 95: 6. 957 **08/11/2019**
- ***February*** 2020 - Vol. 96: 1. 958 **06/01/2020**

IMPORTANT MAKE A NOTE Local Exhibitions

East Rand 100 Stamp Show
under the auspices of the Philatelic Federation of South Africa
Make a Note: • 4 - 7 SEPTEMBER 2019 • BENONI •

The South African Virtual Philatelic Exhibition
Held under the auspices of the Philatelic Federation of South Africa
• SUBMISSION OF EXHIBITION ENTRY FORM - **31 MAY 2019**
Entries to be emailed to:
jnc1@vodamail.co.za
SAVPEX 2019

PLEASE NOTE:

Enquiries regarding subscriptions and membership can be referred to Jill Redmond RDPSA at pfsasec@mweb.co.za
Tel: +27 (0)11 917 5304

Contributions and **letters** for the publication must be forwarded to the Editorial Board of *The SA Philatelist*, PO Box 131600, Benoryn, 1504. South Africa or email: janice@gdb.co.za

Subscription & circulation:
Annual subscription rate for 2019 in South Africa is R324.00. For SADC countries, the subscription is R600.00 per year. International overseas, the subscription is R800.00 per year.

These prices all include postage via airmail. Should you have enquiries or wish to subscribe, please communicate with the Membership Secretary/Subscriptions Manager: email: pfsasec@mweb.co.za

Publication: This journal is published by ***The Philatelic Federation of South Africa***. The Secretary is Jill Redmond RDPSA. P O Box 9248, Cinda Park 1463. email: pfsasec@mweb.co.za Tel: +27 (0) 11 917 5304

Advertising: Rates available from the Advertising Manager, Box 131600, Benoryn, 1504 or email **The Production Editor:** Janice Botes email: janice@gdb.co.za

DISCLAIMER:

The views expressed in this publication do not necessarily represent those of the Philatelic Federation of South Africa. While every effort is made to ensure accuracy and honesty in the editorial columns of this magazine, the publisher and editor cannot be held responsible for inaccurate information supplied and consequently published. Publication of articles is subject to availability of space and cannot be guaranteed in each edition. Copyright for material published in this magazine is strictly reserved. Illustrations are not necessarily actual size because of space constraints.

EDITORIAL POLICY:

The Editorial Board reserves the right to accept or decline any articles, letters or any other material submitted for publication, and reserves the right to effect minor changes of spelling, punctuation, grammar and word choice without requesting prior permission from the author(s). For more substantial revisions, such as shortening or restructuring, either the Board will request the author(s) to effect such changes or will propose amendments to the author prior to publication - if no agreement can be reached then publication will be declined.

Digitised by the Department of Library Services in support of open access to information, University of Pretoria, 2024

LIVE STAMP AUCTION

BULK LOTS & COLLECTIONS



Johannesburg | 16 April 2019

The Killarney Country Club, 60 5th Street, Houghton Estate

50 collective lots will be on auction as part of our Johannesburg Premium April Auction.

For more information please contact our specialist, **Andrew Kennedy** on **011 880 3125** or email him directly at **andrewk@swelco.co.za**

Stephan Welz & Co. EST.1968
FINE ART & DESIGN AUCTIONEERS TM

www.stephanwelzandco.co.za

Download the Stephan Welz & Co. app

*image used for illustrative purposes
Not an actual item on auction.

Digitised by the Department of Library Services in support of open access to information, University of Pretoria, 2024

DR NICK ZERBST SIGNS FEDERATION'S ROLL OF HONOUR

In philately, the Anglo-Boer War is a complex subject, but still offers the opportunity of further discoveries. This citation is dedicated to a postal historian who has extensively researched this philatelic minefield and formed numerous world-class collections in the process; namely Nic Zerbst.

In the past 33 years, five of his collections have been medal winners at South African National Exhibitions. The crown of this quintet, entitled *Camps for Boer Prisoners of War in India*, was a world class exhibit, and won a Large Gold in Cape Town, 2015 with a remarkable display of postal items from all 14 camps in India, many with rare censor cancellations.



Die George-seëlklub het 'n spesiale geselligheid gereël vir die ondertekening van die Ererol van Uitgelese Filateliste van Suid-Afrika deur sy voorsitter, dr Nic Zerbst. Hier is dr Zerbst saam met drie ander klublede wie se name ook op die Rol verskyn, Pauw Steyl, Chris Mobsby en Joh Groenewald.

The George Philatelic Society organised a special occasion for the signing of the Roll of Distinguished Philatelists of South Africa by their chairman Dr Nic Zerbst. Here, Dr Zerbst is seen with three other club members who are also RDPSAs - Pauw Steyl, Chris Mobsby and Joh Groenewald. Foto / Photo: George Herald.

Nic's collection of censor marks of Boer forces (Transvaal and Free State Republic) is unmatched, winning a Large Gold and the Grand Prix at the National in 2012. Censor cancellers and stickers are a great field of study in postal history, and in this area an interesting discovery was a Boer censor sticker from the later stages of the war. Other award-winning exhibits include postal items of Boer prisoners on St Helena and in Ceylon, as well as one on inter-camp post.

This included numerous postal items and a personal collection of his grandparents' war correspondence; both had been volunteers with the Boer forces. His postal material of *The Government Printer, Machadadorp* (Gold), is a comprehensive study and presentation of used postcards, including one by a British POW held in Boer captivity. The study formed the basis of the book *The Machadadorp Postcards of the Anglo-Boer War*, published in 2006.

Additionally, Nic has been awarded numerous cups and trophies: the Anglo-Boer War Society Cup, the Tony Chilton Award, FAK and the David de Villiers and Stampcor Trophies.

In the past 20 years he has contributed to the *Anglo-Boer War Philatelist* and in *The SA Philatelist* he wrote of the discovery of a new ZAR censor sticker and of the correspondence of Dr Charles Plowright, a British doctor and Boer War enthusiast. Nic has twice been Chairman of the Philatelic Society of George and is also a member of the Orange Free State Philatelic Society.

Dr Nic Zerbst is a worthy candidate to the Roll of Distinguished Philatelists of South Africa.

Since he was not able to attend the Palmares, Nic was honoured at his own society in George, on 12 February 2019.



Cor Myburgh

1949 - 22 Februarie 2019

Cor het by die OVS Filatelievereniging aangesluit in 1981. Hy was jarelank rekenmeester by die Bloemfontein Produktemark tot sy aftrede.

Sy hardwerkende bereid-willigheid, soos op alle ander gebiede - ook daar 'n niche gevind. Cor het slaafs gehelp met die oprig van uitstalrame by alle tentoonstellinggeleenthede van die OVS vereniging, en alles moes reg loop!

An avid sportsman; up to two weeks prior to his passing he still played squash at the Old Grey Club. Golf was his passion - tee-off for him had to be exactly at 11h05 at the 10th hole at Schoemanspark .

The remembrance service held with family and many friends at the Schoemanspark golf club was fitting. Ons opregte meegevoel gaan aan sy vrou Gladys, kinders, famile en vriende.

Ons gaan jou mis Cor! Soos jy sou gesê het "Cheers". JvB



Theo Swart

12 . 3 . 1951 - 16 . 2 . 2019

By nature Theo had a passion for detail in his work which served him well in his banking career, where he was a member of the FNB Project Development Team. He was also a Director of First Resorts, a Division of First Group,for many years and an active member of the Village Toastmaster Club, rising eventually to Area and Division Manager in that organisation.

Theo was a long standing member of Edenvale Philatelic Society, serving as Treasurer for several years, and also of the Witwatersrand Society from 2000, where he was Honorary Secretary from 2006 to 2008. As a participating member of the RSA Study Group in Pretoria he became Chairman in 2004, a position he held until his death. His astute inputs were valued and will be sadly missed. RS

Digitised by the Department of Library Services in support of open access to information, University of Pretoria, 2024

David Feldman
INTERNATIONAL AUCTIONEERS

Consign with us

For over 50 years, David Feldman has been entrusted to assist thousands of collectors from all over the world with finding a new home for their prized philatelic treasures.



Our Philatelists will be travelling to South Africa in the coming months and will be available to value your collections and discuss consignments to our auctions in Switzerland.

Please contact us to make an appointment or to ask any questions about consigning with us:

Email: info@davidfeldman.com
Telephone: + 41 22 727 07 77

David Feldman SA
59, Route de Chancy
1213 Petit Lancy, Geneva, Switzerland
Tel. +41 (0)22 727 0777
Fax +41 (0)22 727 0778
Email info@davidfeldman.com

www.davidfeldman.com

Digitised by the Department of Library Services in support of open access to information, University of Pretoria, 2024



Phun with postmarks

by Alex Visser RDPSA, Pretoria Philatelic Society Email: alex.visser@up.ac.za

'Grass' and philately

I received an email from Nigel Hosking suggesting that in the context of recent court judgments we look at the connection of dagga (marijuana) with postmarks. There are seven offices listed in Table 1 that have dagga in the name.

Name	Province	Mother PO	Opening date	Closing date
Daggaboersnek	Cape	Bedford	1858	2.11.1959
Daggafontein	OFS	Bethlehem	1896	1900
Daggafontein	OFS	Thaba N'chu	1896	31.8.1908
Daggafontein	Tvl	Springs	22.1.1940	Ca 1994
Daggafontein Mine	Tvl	Springs	14.1.1921	16.5.1921
Daggakraal	Tvl	Amersfoort	1.7.1911	1.7.1916
Daggakraal	Tvl	Secunda	18.7.2011	

Table 1. Post Offices with 'dagga' in the name.

It is evident from this listing that dagga was well known as early as 1858, as Daggaboersnek means *'Farmer of dagga'* neck. A number of the offices were short -lived with periods of less than 10 years. In the *Putzel Encyclopaedia* the Springs Daggafontein Mine is indicated as being 'Extremely Rare' which is clearly an error that Putzel corrected on p. 243 of Vol. 2 of the Postmark books. No postmark has been recorded for the Mine, which only functioned for 4 months.

Figure 1 shows postmarks of most of the offices, and Figure 2 shows the item sent by Nigel Hosking that triggered this column. The back stamp is also shown. Note that it took about 6 weeks to arrive! This was because the mail ship sailed infrequently.



Fig.1: Examples of post-marks of the different offices with 'dagga' in the name.

What is a Duplex canceller, also known as a Duplex Numeral canceller?

During the 1850s the British Postmasters had to apply two different defacing instruments to the stamp, the one being a place name and the other a numeral defacer. This became tedious and developments focussed on a primitive machine that could apply both at the same time. I am indebted to David Allison who provided extracts from the *German Postmark Guild* of December 2013 that clarifies this situation. The hand operated machine, shown in Fig.3, allowed the application of a uniform imprint. Fig.4 shows an early British duplex on cover. This is an unusual postmark – they nearly all have a date stamp to the left of a number in bars.

The Cape Post Office was influenced by developments in the UK. The first Barred Oval Numeral Cancellers (BONC) were allotted to Cape Town (No. 1) and Port Elizabeth (No. 2) in 1864 (Goldblatt, p88), and by 1865 the BONCs were well distributed throughout the Colony. In 1864 Cape Town and Port Elizabeth received duplex hand operated machines that enabled the clerk to perform defacing and dating simultaneously.

Figure 5 shows an example of the Cape Town and Port Elizabeth duplex



Fig.2: Letter from Tristan da Cunha with Daggafontein arrival back stamp.



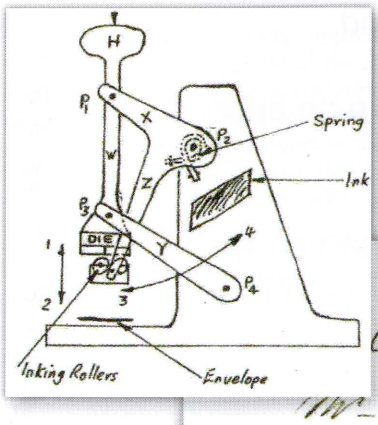

Fig.3: (at left) Pearson-Hill first type of parallel motion machine.



Fig.4: First type of cancellation of duplex head.

Digitised by the Department of Library Services in support of open access to information, University of Pretoria, 2024



Fig.5: Duplex cancellations of Cape Town (No. 1) and Port Elizabeth (No. 2).

cancellations. Cape Town has thick, medium and thin bar numerals, seen until 1886.

The feature of a duplex impression is that there is perfect alignment and orientation between the two impressions. Furthermore, it could only be for Cape impressions with Barred Oval Numeral Canceller Nos. 1 and 2. Often an impression with a BONC and a dater is termed a duplex, which is incorrect, as this is a proving strike confirming that a specific numeral was used at a particular office. This error was made in *'The ABC of stamps'* in *SAP* of August 2018 on p. 112. There are still a number of BONCs that have not yet been confirmed that they were used at a specific post office, and this remains a challenge to collectors.

Die onlangse hofuitsprake aangaande die gebruik van dagga het hierdie rubriek tot gevolg. Dagga is al lank in gebruik, en sewe poskantoorname met 'dagga' in die Suid-Afrikaanse verband is gevind. Is daar nog?

Dupleksstempels word dikwels verwar met bewysstempels waar 'n Kaapse Ovaal Genommerde stempel met 'n pleknaamstempel as 'n dupleksstempel beskryf word. Dupleksstempels bevat beide die Genommerde stempel en pleknaamstempel in een stuk. Daar is slegs twee Kaapse poskantore wat dupleksstempels gehad het, naamlik Kaapstad en Port Elizabeth. 'n Verdere eienskap is dat aangesien dit een stuk is, is die twee afdrukke presies in lyn.

East Rand 100 Stamp Show

under the auspices of the Philatelic Federation of South Africa

VENUE: The Lakes Hotel. 1 Country Lane, Lakefield. Benoni.

DATE : Wednesday **4 September to** Saturday **7 September 2019.**

CHAIRMAN OF THE ORGANISING COMMITTEE : Ian Matheson RDPSA

There is still time to enter for the East Rand 100 Stamp Show in September. The closing date for provisional entries is 15 April 2019. Provisional entries are now R100 each. There are three ways in which you can access the prospectus and provisional entry form.

- Ask your society president or secretary to forward a copy to you.
- Download a copy from the new website or PFSA Facebook page.
- Request a copy from Paul Hammerton at hampaul@anazi.co.za

To help you find your way to The Lakes Hotel and Conference Centre, please use the map below. A more detailed map is available for downloading on the new website.



We are pleased to announce that Emil Bührmann RDPSA, has accepted the invitation to head the Jury for ER 100. At the time of writing, the Jury had not been appointed.

2 2 LONDON

London 2020 Specialised World Stamp Exhibition 2- 9 May 2020

South African Commissioner: **Patrick Flanagan.** Tel: + 27 83 265 5649
Email : patf@fgprop.com

The Association of British Philatelic Societies, being a Member of Fédération Internationale de Philatélie, has applied to hold a FIP Specialised World Stamp Exhibition under the Patronage of FIP in accordance with Article 47.2 of the FIP Statutes. At their meeting in Bandung, Indonesia on 7 August 2017 the FIP granted their provisional Patronage. Further, the exhibition has been granted recognition by the Federation of European Philatelic Associations (FEPA).

South African exhibitors are requested to submit Entry forms which need to be with Patrick Flanagan, the South African Commissioner, by no later than 25 June 2019 to allow these to be forwarded to the Organising Committee in London. The closing date for applications received in London is 30 June 2019.

ENTRY FORMS AND THE EXHIBITION IREX ARE AVAILABLE ON THE WEBSITE
www.london2020.co

It is anticipated that the following classes will be included:

- Traditional
- Postal History
- Aerophilately
- Revenues
- Postal Stationery
- Thematic
- Youth
- Literature
- Open Class
- Championship

Useful information will be published on the Exhibition website from time to time, and this can be found at **www.london2020.co**

Digitised by the Department of Library Services in support of open access to information, University of Pretoria, 2024

The ABC of stamps

by David Wigston, East Rand Philatelic Society



Coil stamps

Coil stamps come from a roll of stamps used in a vending machine (Fig.1). Early coil stamps were made by joining together strips from ordinary sheets. Later, the stamps were made on long reels of paper without the need of joining strips. Coil stamps are easy to recognise as they are usually perforated on two sides (Fig.2). A roll can often consist of 500 stamps.



Fig.1

Fake coil stamps can easily be made by trimming off the perforations on two opposite sides (Fig.3). Note the difference in the size of the left and right margins compared with the top and bottom. Determining if a coil stamp is genuine is not easy. It is best to compare an example with known genuine coil stamps.



Fig.2



Fig.3



Fig.4

Charity stamps

These are stamps with two values; one is for the postage, the other is a donation to a charity. Switzerland issued the first in 1915, known as *Pro Juventute*, Latin "for the children", an organisation dedicated to the welfare and health of children which was formed in 1912. These stamps are still issued annually at Christmas time (Fig.4). New Zealand also regularly issued child welfare stamps which were labelled 'Health', beginning in 1929. This first issue raised £2,470 from the sale of 592,848 stamps. The best known examples are the 'Smiling Boy' issues of 1913 (Fig.5). The donations were used to fund Children's Health Camps.

The last 'health' stamps were issued in 2016, a result of declining sales. The Red Cross has also been a recipient of funds raised through the sale of stamps (Fig.6). South Africa has issued several charity stamps, the most recent in 1987 (Fig.7) to raise funds for the victims of five days of heavy rainfall and flooding in Natal.



Fig.5



Fig.6



Fig.7

Picture Postcard Exchange

This is such fun - We're sure a reader or two would love to join in.

Aleš Fidler is from Slovenija and collects postcards. His goal is to receive at least one postcard from every country of the world.

He requests that the postcard must be send to his home address. The postcard should not be placed in an envelope, rather sent as only a postcard, stamped, and with a message; *"you know, such as a tourist would send from their holiday"*, he says.

He only needs one postcard from you. Drop him an email and he'll let you have his address.

In return he'll send you a postcard from Slovenija. mailto: fidlerales@hotmail.com



A few postcards from his collection.

Digitised by the Department of Library Services in support of open access to information, University of Pretoria, 2024

The New Federation Website: www.sapa.africa

Contributed by Jannie Hofmeyr who is leading a team to design a new user-friendly website

The new website has been designed with the following principles in mind:

1. All menu items must have a clear meaning. When clicking on a tab, there should be no surprises – what is seen is what one **expects to see.**

2. The information should be accessed in no more than three clicks – but ideally fewer. One should not be sent down the wrong track.

3. What is on the site must be in line with what all collectors require – both **high level philatelists and beginners.**

4. The site must nudge people to participate in organised philately – from information about events on the front page to a tab dedicated to clubs and societies.

5. The site should offer different kinds of support, e.g. access to expert advice or to enable persons to find out about postage stamps or ask about their worth.



6. The balance between visuals and text must be right. Neither should crowd out the other. Paragraphs must be short – as a rule, no more than three lines of text.

An interesting aspect of the design of the new site is the choice of font. The current trend is to favour 'block' fonts such as Arial. However, research suggests that modern fonts are difficult to read and one of the main reasons why people do not spend very long reading material online. We have chosen a soft, old-fashioned font with serifs to keep your attention.

Comic Corner

Stamps that make you SMILE

by Volker Janssen, Fish Hoek PS and the Royal Philatelic Society of Cape Town



Episode 51

Errors on Stamps...

'INCOMPLETE ESTABLISHMENT'

The Islamic Republic of Iran issued a commemorative stamp on 10 December 1985 for the annual anniversary of the *'Establishment of the High Council of the Cultural Revolution'.*

It shows a beautiful graphic design of a blooming rose in a vase.

The error is the missing first letter 'E' in the word establishment, which creates a word with no meaning. It seems most obvious that the stamp designer was not English speaking and the typing error was not discovered before going to printing.

SOUTH AFRICAN POSTAL RATES - VALID FROM 1 APRIL 2019

by Robin Messenger, South African Stamp Study Circle.

Domestic:	New Rate	Old Rate	Increase
Letter	R c	R c	%
Small DL	4.55	4.20	8.33
Medium B5	9.10	8.40	8.33
Large B4	11.15	10.30	8.25

Domestic Postcards: Same rates as letters.

Registered letters, *with insurance option.*

Compensation up to R100.00 at no additional fee. Insurance for higher amounts is available for an additional fee based on a sliding scale. The maximum insured value is R2,000.00 for which the fee is now R181.85 (previously R168.05, an increase of 8.21%).

Small DL			
(4.55 + 27.25)	31.80	29.40	8.16
Medium B5			
(9.10 + 27.30)	36.40	33.60	8.33
Large B4			
(11.15 + 27.15)	38.30	35.40	8.19

International			
Registration fee	43.10	39.80	8.29
There is no insurance option for international letter post.			
Aerograms	6.80	6.30	7.94
Postcards - *Airmail*	9.20	8.50	8.24
Postcards - *Surface*	5.60	5.15	8.74
Airmail letters – Southern Africa			
Small DL	8.30	7.65	8.50
Medium B5	30.10	27.80	8.27
Large B4	46.75	43.20	8.22
Small packets (per 100 g)	26.45	24.45	8.18
Airmail letters – Rest of the world			
Small DL	10.70	9.85	8.63
Medium B5	36.40	33.60	8.33
Large B4	61.60	56.95	8.17
Small packets (per 100 g)	46.60	43.05	8.25

New rates taken from Government Gazette, No. 42193 (28 January 2019).

Digitised by the Department of Library Services in support of open access to information, University of Pretoria, 2024



THE UNION OF SOUTH AFRICA: CUSTOMS DUTY/DOUANE STAMPS

by Dr Gerhard Kamffer RDPSA, Pretoria Philatelic Society

Part 2: Rates and usage of these stamps

Customs duty stamps were introduced to enable overseas business concerns to prepay the customs duty on packets containing printed advertising matter (with the exclusion of catalogues and price lists), and can be regarded as revenue stamps. It all started when the four colonies (Cape, Natal, Transvaal and the Orange River Colony) amalgamated into a customs union and established a uniform tariff in 1905. It was then announced by the Postmaster General of the Cape in 1906 that various categories of printed matter coming into South Africa through the post were subject to a duty. The focus of this article will be on the usage of Customs Duty stamps based on the applicable rates after the formation of Union in 1910.

The duty was charged on the net weight in terms of the Customs Tariff, for example *"Under 1oz. : ½d, from 1oz. to 3oz. : 1d, from 5oz. to 8oz.: 3d, thereafter to the nearest penny based on the actual weight"*. The senders of such packets could, if they so desired, assess the duty at the rate mentioned and prepay by affixing to the packets postage stamps of the Union overprinted 'CUSTOMS DUTY' or 'DOUANE' (from 1926), to be obtained at the Office of the High Commissioner in London and later also from the SA Consul General in New York.

In *The SA Philatelist* of May/June 1991 Hugh Amoore RDPSA of Cape Town gave details of all the Customs Duty rates applicable in the Union of South Africa. In the same issue, Jack Hagger offered a draft check list of the Union Stamps which were overprinted. The *South African Post and Telegraph Guide* that appeared in 1911 indicated the following regarding incoming mail: *"Advertising matter, including catalogues, price lists, and other articles as detailed in Article 43 of the South African Customs Union Convention received from countries outside the convention, except where the packets are less than 8 ounces in weight (which exception however does not apply to catalogues, price lists and other articles issued by or for South African firms) are subject to Customs charges at the rate of 25 percent ad valorem, or 2d, per lb, whichever maybe the greater. The sender of such packets may, if they desire, assess the duty at the rate mentioned, and prepay it by affixing to the packets postage stamps of the Union of South Africa overprinted* 'Customs Duty' *to be obtained at the office of the High Commissioner of the*



Fig.1: Cover posted from the UK in 1921 to a medical doctor in Heidelberg, South Africa with Customs Duty stamps (1 x ½d and 1 x 1d). The rate was for a packet weighing up to 4oz. This was the minimum rate payable at that stage. Extremely rare usage of the King's Head stamps overprinted Customs Duty.

Fig.2: Cover posted from London in 1931 with a ½d overprinted DOUANE and cancelled with the Cape Town date stamp in the same year. The ½d rate was the fee applicable for a packet under 1oz.



Fig.3: Cover posted from Berlin on 30 August 1937 to Hermanus in South Africa with a ½d DOUANE stamp affixed to pay for the applicable customs duty.

Digitised by the Department of Library Services in support of open access to information, University of Pretoria, 2024

Union of South Africa in London". This method of allowing prepayment of customs duty by means of overprinted Customs Duty stamps, that originated circa 1906 – 1908, continued at least until 1960.

According to Amoore, the first increase took place in 1914/1915 when the rate was set at 25 percent ad valorem or 3d per lb.



Fig.4: Packet containing a 1951 'Pocket Diary' posted from the UK on 14 December 1950 to Maseru in Basutoland with 1 x 6d and 1 x 3d Customs Duty stamps affixed and the weight indicated on the Douane-label to be 2 oz. The rate of 9d was possibly set at 40 percent ad valorem with a 2/- value given to the diary: 40% x 2/- = 9d.

The rate was again increased on 1 August 1925 as it was set at 40 percent ad valorem or 6d per lb. The minimum rates by weight were set at: Up to 4 oz : 1½d, above 4 oz up to 8 oz : 3d, above 8 oz up to 16 oz : 6d and for each additional 8 oz : 3d. In 1928 the rates were changed again and in 1929 while the rate remained at 40 percent ad valorem or 6d per lb, the minimum rates by weight had changed again: up to 1oz : ½d, 1oz to 3oz : 1d, 3oz to 5oz : 2d and 5oz to 8oz : 3d. All indications are that the rates remained the same until 1961 when the currency was changed to decimal.

To find copies of these stamps used on cover is sometimes a challenge (Figs.1, 2, 3, 4 & 5). The *Union Post Office Circular* No. 10 dated 1 May 1911 stated the following:

"In the future the Customs Duty leviable on catalogues, price lists etc addressed to the Union of South Africa may only be prepaid by the senders in stamps of the Union overprinted 'CUSTOMS DUTY'. *All such packets which may be received from abroad endorsed by the senders to the effect that duty has been paid to the Postmaster-General without the correct amount of the Customs Duty stamps having been affixed must only be delivered on payment of the Customs Duty by the addressees".*

Non-Payment of Customs Duty: The consigner was given the option of prepaying the customs



Fig. 5: Cover from Los Angeles in the USA containing printed matter and addressed to a medical doctor in Odendaalsrus in the Free State with a ½d Animal Definitive Series stamp overprinted 'Douane' and cancelled in Cape Town on 8 February 1960.



Fig.6: Cover on which the customs duty was not prepaid with the cover stamped by a rubber stamp applied in the Johannesburg Post Office and marked 'Douane Geld/Customs Duty' and 'Boete/Surcharge'. A ½d surcharge is marked on the cover and an inscription '½d' next to the Customs Duty indication on the rubber stamp. A ½d postage due stamp is affixed to pay the duty and is cancelled by a Johannesburg date stamp on 2 July 1950.

Digitised by the Department of Library Services in support of open access to information, University of Pretoria, 2024

duty, if he so desired, but no regulation appears to exist in the *Post Office Guide* pertaining to the condition when this option was not exercised. The Post Office was however equipped to handle such a condition as illustrated in Figs.6 & 7. In some of the post offices based in the main centres that handled more mail, a date stamp was also available for Customs purposes (Fig.8).

As stated before, the collecting of the Customs Duty or Douane stamps of the Union of South is a fascinating aspect of Union philately that hasn't been explored to the fullest. This article will hopefully encourage potential collectors of Union revenue stamps to be on the lookout for these interesting stamps.



Fig7: Cachet applied on 2 May 1961 in Bloemfonetin to indicate that the duty was paid.

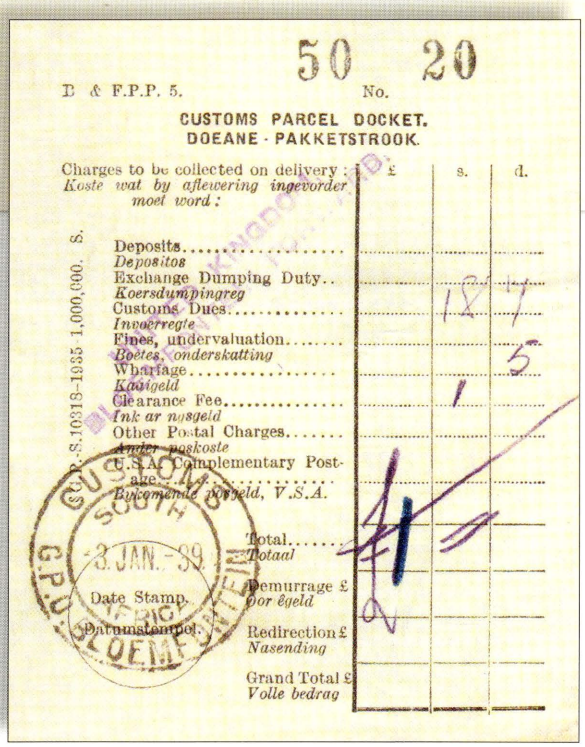

Fig.8: Bloemfonetin Customs Duty date stamp dated 3 January 1939 used in the Bloemfontein post office for Customs administration.

Sources:

- Amoore, H., 1991. Customs Duty on printed matter, *The South African Philatelist*, May/June.
- Dodd L.J. & Berry T.B., 1956. The Customs Duty Stamps of the Union of South Africa, *The South African Philatelist*, March/April.
- Hagger, S.J., 1991. The Customs Duty handstamps and overprints of the Union, *The South African Philatelist*, May/June.
- Barefoot J., 2012. *British Commonwealth Revenues*, Ninth edition, London.
- Kamffer, G., 1996. Die etikette en handstempels van die 'Customs Duty' seëls 1908 – 1913, *The South African Philatelist*, October.
- Palazzo G., 2014. Customs Duty stamps: some comments and new varieties, *The Springbok*, May.
- *The South African Philatelist* issues: October 1949, March 1951, September 1951, July 1953, January 1954 & July 1954, October 1954, April 1956, July 1956, February 1957 and June 1957.

Errata: In the previous issue of *The SAP* (February 2019) where Part 1 of this article was published, the following must be corrected:

- The captions of Figs.6 and 7A should be exchanged.
- The illustrations of the 'S' Variety as indicated on of Type 1 (Black ink) and Type 2 (red ink) in Fig.9 should also be swapped. The source as indicated at the end of the text in Fig.10B should read: Ex Kamffer collection.

ROYAL MAIL SPECIAL STAMPS TO MARK CELEBRATION OF THE UK'S COMICS MARVEL SUPER HEROES

- On sale from 14 March, 15 stamp set of popular and well-known Marvel characters
- Included in the set are: Spider-Man; Hulk; Thor; Iron Man; Doctor Strange; Captain Marvel; Peggy Carter; Black Panther, Captain Britain and Union Jack
- A further five stamps are presented in a miniature sheet in the form of a unique comic-strip entitled, *Avengers UK*
- The stamps are illustrated by renowned comic book artist, Alan Davis, who has worked with Marvel since 1981
- Marvel celebrates its 80th anniversary in 2019
- The first Marvel Super Hero created for the UK was Captain Britain in 1976
- That same year, Super Hero Union Jack made his first appearance in the classic Marvel series, *Invaders*

The stamps and a range of collectible products are available from www.royalmail.com/marvel and available in 7,000 Post Offices throughout the UK



Digitised by the Department of Library Services in support of open access to information, University of Pretoria, 2024



THE BLUE TRAIN STAMP ISSUE

by Robin Messenger, South African Stamp Study Circle

In David Sinclair's article on the Blue Train, in the February 2019 issue of *The SA Philatelist*, there is doubt as to the actual date of issue.

I reproduce below entries, slightly edited, which appeared in newsletters of the South African Stamp Study Circle.

From newsletter number 422 (June 1997), page 2:

"Blue Train. Illustrated below is the media release sheetlet for the forthcoming stamp issue commemorating the inauguration of the refurbished Blue Train. As can be seen, there is no date of issue stated. Details of this issue first appeared in the January/February issue of *SETEMPE*. There it was stated that the issue date would be in 'mid 1997', depending on when the Blue Train would be ready for its inaugural run. Recently it was rumoured that this would be towards the end of May.

However on the test run there was a derailment so there will be a further delay.

It has been reported that supplies have already been distributed to certain country post offices and that some of the stamps had already been sold to the public as early as 29 May 1997.

The five stamps, in horizontal format 60mm by 24mm, were designed by Alan Ainslie and are all inscribed: 'AIRMAIL POSTCARD RATE', i.e. R1.20 and according to the announcement in *SETEMPE*, will be sold in booklets."

From newsletter number 423 (July 1997), page 4;

"Blue Train. This set is to be officially issued on 1 August 1997 but a sheetlet (as illustrated in Fig.1 in David's article) was purchased at the Parklands post office, Johannesburg early in July.

This issue was also reported to be on sale at the Sandton City Post Office during June and in *The SA Philatelist* (August 1997, page 113) it is reported to have been on sale at the Philatelic Services Counter at the Pacific 97 stamp exhibition, held in San Franscisco, USA from 29 May to 8 June 1997. Although the *SETEMPE* announcement stated that these stamps were to be issued in booklet form, so far they have only appeared in sheet form."



Illustration of media release.

STAMPS OF GERMANY

CLASSIC GERMAN STATES
GERMAN REICH 1871-1945
FED.REPUBLIC of GERMANY
BERLIN and DDR 1949-90

STAMPS of the Fed.Republic of GERMANY are available now up to recent issues.

LIFE without STAMPS is POSSIBLE but USELESS !

JANSSEN STAMPS, P O BOX 404, SIMON'S TOWN, 7995
WWW.JANSSENSTAMPS.COM / TEL. 021 786 1548 (MO-FR.10 - 18) / Email: info@janssenstamps.com

Digitised by the Department of Library Services in support of open access to information, University of Pretoria, 2024



SHEET NUMBERS ON THE ROTOGRAVURE HYPHENATED PICTORIALS

by M.J.H. Tonking RDPSA, SA Stamp Study Circle

This article has been featured in *The Springbok*, Volume 66, number 4, November 2018, pages 136 - 138 and was found worthy to be republished here ...

During the period 1933 – 1953, two different printing presses were in use at the SA Government Printer for printing the rotogravure hyphenated pictorial stamps. These were the Goebel KM 11, machine number 830 as well as the Goebel machine number 840. In the case of the 830 press, the four figure sheet numbers were printed in red (Fig.1) whilst those of the 840 press were five figure numbers printed in black (Fig.2).

The vast majority of the rotogravure hyphenated pictorials were printed on the 830 press; however on a few occasions the 840 press was used. Since many thousands of sheets were printed on the 830 press and relatively few on the 840 press, the latter are less common.

In July 1952, *The South African Philatelist* observed that black sheet numbers had been noted on the ½d, 2d, 3d, 6d and 1/- values. These printings appeared only during the period late 1949-1952 and indicate the use of the 840 press.

After contacting a number of collectors it appears that to date no black sheet numbers have been seen on the high values. If any evidence exists that the high values were printed on the 840 press during this period, the author would be interested to learn of this.

Although the reason for using the 840 press is unknown it was probably due to an increased production of a particular value to meet demand or alternatively, for some reason, the 830 press was simply unavailable.

Examples of red sheet numbers printed on the 830 press and black sheet numbers printed on the 840 press.



Fig.1a: ½d value. Issue 21 Cylinders 11A and 11B. August 1949 - normal red sheet numbers.

Fig.1b: Issue 21: December 1949 - final printing known as the 'charcoal' printing. Black sheet numbers. A small number of the first sheets printed had red sheet numbers, before the printing was changed to the 840 press.



Fig.2a: 3d value. Issue 5 Single Cylinder 17 Normal printings - red sheet numbers and below Fig.2b: April 1952 - black sheet number.



Fig.3a: (at left) Black sheet numbers opposite rows 18 and 19. Note wide sheet margin.

Fig.3b: (at right) 4d value. Issue 3 Single Cylinder 103 Normal red sheet numbers opposite rows 15 and 16. Note narrow sheet margin.



Fig.4a: (at left) 1/- value. Issue 5 Cylinders 6935 and 6926. Normal red sheet numbers opposite row 15.

Fig.4b: (at right) Black sheet number (June 1952) opposite rows 16 and 17. Note wide margin.

Digitised by the Department of Library Services in support of open access to information, University of Pretoria, 2024



Fig.5a: 6d value. Issue 5 Cylinders 6 and 6930 Normal red sheet numbers opposite rows 16 & 17.

Fig.5b: Black sheet number (early 1951) opposite rows 15 and 16. Note wider margin and green dot at bottom, which is only seen on later printings.



Fig.6: Of interest is the 1/- OFFICIAL SET 29 055 overprinted on issue 5, which had been printed on the 840 press with black sheet numbers. It is reported that 499 sheets were overprinted.

REFERENCES:

- W.J. Quik, 2004. *Roto and Planographic Printing. SAP,* June.
- S.J. Hagger RDPSA, 1952. *Pictorial 1/- Stamps with Black Sheet Numbers. SAP,* June.
- S.J. Hagger RDPSA, 1986. *The Stamps of the Union of South Africa 1910-1961.*

OBITUARY



JAN AALBERT BAKKER RDPSA, 27 July1939 – 8 March 2019

Tall, topped by snow-white hair, with bright blue eyes, always active and remaining very Dutch, with normally a very broad smile - that was Jan Bakker RDPSA.

He was an extremely knowledgeable philatelist, signing the PFSA Roll of Honour in 2006, in the footsteps of his father Arie J. Bakker who signed in 1980; a rare father to son progression.

Jan was born in the Netherlands in 1939. After WW2, the Bakker family moved to the Dutch East Indies where they stayed for 11 years. Upon return to Holland, Jan matriculated and trained as a pilot at the Government Flying School and spent two years in the Dutch Air Force.

He emigrated with his parents to South Africa in 1963 and flew in South West Africa and Cape Town before moving to Benoni in 1969. He married Lottie in 1965 and they have one son Andre, also a pilot, three daughters and seven grandchildren. Jan retired from flying in 1999. In 1979, after flying into Zambia, Jan was arrested on a charge of espionage for South Africa; he was incarcerated in a Lusaka prison and released after 3½ months.

From an early age, Jan collected stamps and would have received much guidance from his father. Jan exhibited extensively, his collection of Dutch East Indies' stamps was very comprehensive; he also formed collections of Austria, Italy, Norway, Levant and Trieste but to name a few. When asked to show a few pages or a few frames, it was always a surprise to see what he produced, often material that few had ever seen before.

As member of the AFV since 1963, he served on the Committee since 1985, was President for six years and the prime mover behind the AFV exchange packet service. In 1990 Jan joined the East Rand Philatelic Society and was a Committee member since 1992. For the 1994 National, he was a member of the Organising Committee. Jan was also an active member of the Witwatersrand Philatelic Society since 2000 and a regular exhibitor at their monthly meetings.

The Philatelic Federation was also supported by Jan - he served as Eastern & Northern Transvaal Regional Vice-President for two years and for Western Gauteng & Northern Transvaal for 2½ years and also for a period as Membership Secretary. In 2003 Jan was awarded the W E Lea Cup for services rendered to Philately and the PFSA.

Jan has exhibited at society level since 1970, winning most of the AFV and ERPS trophies at some stage, also several of the Wits PS trophies. He has exhibited often Nationally and Internationally, most times showing a different aspect of his vast collection. He was awarded a Vermeil in the Singapore World Stamp Championship in 2004. He received a Gold at Cape Town 2005 and a Vermeil in the 2007 National at P.E. At the 2008 National at Pretoria, Jan received a total of 11 Awards, including 9 (!) awards in the One Frame Class. In the 2011 National at Cape Town, Jan received 4 Awards and at the 2012 National at Port Elizabeth, he gained 5 awards which indicates a wide range of exhibits.

In 2014, Jan had taken up 'Park-running', walking a 5kms timed course on Saturday mornings, usually at Ebotse in Benoni - his last run (his 139th) was in July 2017 - he was a popular participant.

On 3 September 2016, Jan lost his beloved wife Lottie to cancer which was a heavy blow to him.

In late July 2017, Jan had a fire at his house during the night and in trying to bring the blaze under control, and probably to save his stamps, he was seriously injured - his lungs were badly damaged and he was treated in various ICUs and then in Frail-care, but he never fully recovered; his balance was also affected and falls set him back and sadly, he ultimately succumbed.

Jan was a wonderful person to meet and he made significant contributions to the hobby of Philately; we all should honour his memory.

PvM

Digitised by the Department of Library Services in support of open access to information, University of Pretoria, 2024

CAPE OF GOOD HOPE 1853-1903 AND PRE-UNION SOUTH AFRICA

The "BESANÇON" Collection (part II)

TO BE OFFERED 11-15 JUNE 2019

CORINPHILA AUKTIONEN

www.corinphila.ch





"ONE PENNY" Error of Colour

"FOUR PENCE" Error of Colour

- **GREAT BRITAIN 1840-1910**
  The 'BESANÇON' Collection (part I)
- **SOUTH & CENTRAL AMERICA**
  The Brian Moorhouse Estate (part I)
- **CAPE OF GOOD HOPE 1853-1903 AND PRE-UNION SOUTH AFRICA**
  The 'BESANÇON' Collection (part II)
- **CHILE – THE COLON ISSUES 1853-1867**
  The Joseph Hackmey Collection (part II)
- **BULGARIA POSTAL HISTORY**
- **AUSTRIA & LOMBARDO VENETO**
  The ERIVAN Collection (part I)
- **DUCATO DI PARMA**
- **AUSTRALIAN STATES & COMMONWEALTH**
- **SWITZERLAND**
  fine selection Stamps, Covers & Postal History
- **ALL WORLD,** incl. Gibraltar · Ceylon (part II) · New Zealand (part II) · Cyprus · British Levant · Marocco · Ionian Islands · Austria · Portugal

ORDER AUCTION CATALOGUES NOW

Postage for a complete set of 10 catalogues
CHF 20.– · EUR 20.– · US $ 30.- · GB £ 20.-
(including 6 hard bound auction catalogues)

MasterCard VISA AMERICAN EXPRESS

OR VISIT WWW.CORINPHILA.CH

- Internet Auction Catalogues online from mid May 2019
- Online live bidding: registration online starting mid May 2019

CORINPHILA AUKTIONEN AG
WIESENSTR 8 · 8032 ZURICH · SWITZERLAND
Telefon +41-44-3899191
www.corinphila.ch

CORINPHILA VEILINGEN BV
AMSTELVEEN · NETHERLANDS
Telefon +31-20-6249740 · www.corinphila.nl

Philatelic Partner

STOCKHOLMIA2019
29 MAY - 2 JUNE

Digitised by the Department of Library Services in support of open access to information, University of Pretoria, 2024



PRINTING PROCESSES AND TECHNIQUES ON SOUTH AFRICAN STAMPS FROM 1910 TO 2009

A SHORT OVERVIEW IN TWO PARTS

by André du Plessis, Pretoria Philatelic Society

It is worth your while to be cognisant of the various types of printing processes and techniques used in the printing of stamps you are collecting.

INTRODUCTION

After the Union of South Africa came into being on 31 May 1910, stamps were printed in England by well-known printing houses. An exception was the first Air Post stamp issue of 1925 (see Section 3).

Local printing of stamps commenced in 1927 when the same plates used by Waterlow & Sons Ltd. in London, for the printing of the ½d, 1d and 6d stamps were passed to the Government Printer in Pretoria. Stamps were henceforth printed by the Government Printing Works.

After 1997 stamp printing was again carried out by international printing houses.

PRINTING PROCESSES

Stamp printing is a huge and specialised subject and when reading/researching the matter, usage of different words (by stamp collectors) is encountered for the same process.

The objective of this article is not to give an extensive description of the subject, but rather a brief explanation of each of the printing processes and techniques employed, illustrated by the first SA stamps printed using each process/ technique.

Basically, four printing processes were employed over the first hundred years of South African stamp printing, see Sections 1 to 5 below.

Collectors sometimes consider some techniques as actual printing processes, which they are not, however it is appropriate for the purposes of this article, see Figs.6 to 12.

The processes and techniques are dealt with chronologically by year initiated, using the most common name by which they are known to philatelists. (Other names used for the same process are given in brackets where applicable).

1. RECESS PRINTING *(intaglio, line-engraving, copperplate, steel engraving or siderography)*

When the Union of South Africa was established in 1910, undoubtedly every intention would have been to issue postage stamps to commemorate the event. Unfortunately, the death of King Edward VII on 6 May 1910 necessitated the preparation of a new die showing the portrait of the new Monarch, King George V. Time available before 31 May made the preparation of a new printing die impossible.

The opening of the Union Parliament on 4 November 1910 saw a 2½d stamp issued to commemorate the occasion - the Union's first stamp (Fig.1).



Fig.1: The design is a full-face portrait of King George V surmounted by a crown and the name of the country in English and Dutch above and below the King's head. Shields, showing the coat of arms of the four British Colonies that formed the Union, appear in the four corners.

This was recess printed, in deep blue, by Thos. De La Rue & Co. Ltd. of London, England, on white wove paper with multiple rosettes watermark.

In this process the image (stamp design) is incised into a flat surface known as the matrix or plate. The incisions are created by etching, engraving, drypoint, aquatint or mezzotint to varying depths below the surface.

Ink is applied to the plate by wiping and/or dabbing the plate to push the ink into the recessed lines or grooves and excess ink removed. The paper to be printed, slightly dampened, is placed on top of the plate.

The paper and plate are covered by a thick blanket to ensure even pressure when going through the rolling press. The press applies very high pressure through the blanket to push the paper into the inked grooves on the plate, transferring the design to the paper.

The blanket is then lifted, revealing the paper and printed image.

The printed surface of the stamp bears a raised feel of the image, as the ink is sucked out of the recesses.

In printing, blue is a very tenacious colour to the extent that difficulty is experienced in wiping the matrix/ printing plate clean. This caused the surface of the paper to have a blueish tinge, varying in depth of colour on different sheets of paper during production.



Fig.2: The diagram shows the basic concept of this printing process. **A** *is the plate or matrix.* **B** *is the paper. The thick black lines (exaggerated) are the inked areas.*

The triangular 'Hope' stamp issue of 1 January 1926, as well as the 2d, 3d, 4d, 1/-, 2/6, 5/- and 10/- denominations issued on 1 March 1927, printed by Bradbury, Wilkinson & Co (Ltd), London were also printed using this process.

2. TYPOGRAPHIC PRINTING *(letterpress, relief-printing, surface-printing or typography)*

In typograph printing, the stamp design is transferred onto a metal plate using a greasy ink, with the rest of the plate being etched away leaving just the raised design to print from, as with a rubber stamp.

Older typographed stamps may often be identified from the reverse side because the design feels raised to the touch due to the metal plates and heavy pressure used.

Nowadays plastic plates are used for this process that tend not to leave the raised reverse.

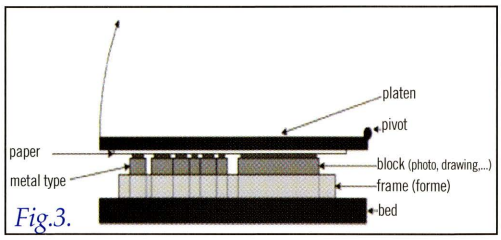

Fig.3.

The first Union Definitive issue of 1913 (Fig.4) was the first South African typograph printed stamps. They were also printed by De La Rue.



Fig.4.

Other stamps printed by this process are the ½d, 1d and 6d pictorial stamps of 1926 which were printed by Waterlow and Sons.

The Government Printer produced the first local printing of ½d and 1d

Digitised by the Department of Library Services in support of open access to information, University of Pretoria, 2024

denominations from the same plates and the 6d from a new set of plates.

On 16 August 1929 the second Airmail stamps that marked the inauguration of the Air Mail Service by the Union Government in that year, were also printed by the Government Printer.

Two stamps with 4d and 1/- values were issued, not illustrated here.

3. LITHOGRAPHY *(offset, offset lithography, photo-lithographic offset)*

In this printing process the design is photographically transferred to thin metal, paper or plastic printing plates. The inked image is transferred (or 'offset') from this metal plate (Plate cylinder) to a rubber blanket or rollers (Offset cylinder) and then to the printing surface (Fig.5).

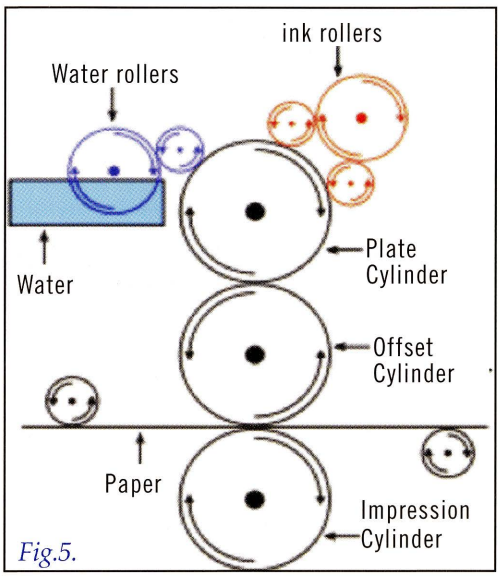

Fig.5.

When used in combination with the lithographic process, which is based on the repelling of oil and water, the offset technique employs a flat image carrier on which the image to be printed obtains ink from ink rollers, while the non-printing area attracts a water-based film (called 'fountain solution'), keeping the non-printing areas ink-free.

A photo-lithographic offset process was used by Cape Times Ltd., Cape Town to print the 1925 Experimental Air Mail stamps, the **first** stamps ever to be printed in South Africa (Fig.6).

A divergence from practice occurred with the printing of the Centenary of the Burgerspond stamp in 1974 (Fig.7).

The use of lithography for this issue rather than rotogravure using the Goebel 840, distinguishes it from any of the Union isssues between 1930 and 1961.

4. ROTOGRAVURE PRINTING *(photo-gravure, gravure or rotaglio)* This process always uses a rotary press running at high speed and is best suited to produce long print runs.



Fig.5.

In rotogravure printing the stamp design is drawn larger than the required stamp and is then photographed. The negative is placed in a step-and-repeat camera which reduces the photographed design to the exact size of the required stamp. It is then duplicated as many times as required to make a complete sheet on a glass plate.

The glass plate is used as a 'negative' and a print is taken from it onto a photographic paper coated with colour pigment and gelatin called 'carbon' tissue. The carbon tissue, being exposed to strong light, is then transferred to a copper plate or cylinder which is to be used in the printing press (Fig.8).

Rolls of paper, gummed on one side, are fed through the machine first passing over the frameplate, then the headplate, the numbering and perforation sections, the trimmer and finally to the cutter that cuts it into sheets.

After the import and installation of a Goebel AG 830 printing machine in 1929, all the Union stamps were printed by the Government Printer using the Rotogravure process (Fig.9).

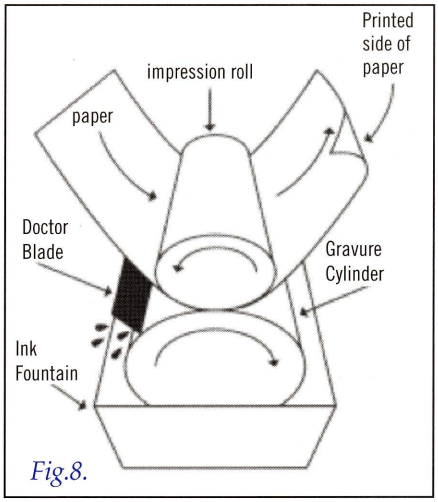

Fig.8.



Fig.9: Commencing in April 1930, the first stamps to be printed using the rotogravure process were the Pretoria Pictorials, beginning with the 1d Van Riebeeck ship stamp.

5. COMBINATION PRINTING

This term is used when more than one printing process or technique is used on the same stamp. As an example, the stamp is first printed by rotogravure with intaglio line work applied on top to enhance the appearance.



Fig.7: Block of six with cylinder numbers printed in the right margin also showing colour patches for measuring the photographic density of the image.

5.1. ROTOGRAVURE and PROCESS COLOUR

A stamp was issued on 14 March 1963 to commemorate the 50th anniversary of Kirstenbosch in Cape Town (Fig.10). The design shows, in multicolour, a view of the lawns and gardens at Kirstenbosch with the well-known mountain peak 'Castle Rock' in the background. A picture of a red *Disa uniflora* is superimposed in the lower portion of the design.

For the first time on the stamps of South Africa, the Government printer used, what is known as, 'process colours' to obtain a variety of colour tints. All previous

Digitised by the Department of Library Services in support of open access to information, University of Pretoria, 2024

South African stamps in two or three colours have had these colours as separate portions of a combined design.

The printing process involves combining two or more of the four subtractive colours, namely cyan, magenta, yellow and black. In four colour printing, the 'keys' of the cyan, magenta and yellow printing plates, are carefully aligned with the key of the black plate.



Fig.10: (image reduced).

In this issue the colouring is super-imposed to varying degrees, thus producing gradations of colour in the three primary colours namely red, blue and yellow.

5.2. ROTOGRAVURE and GOLD DIE-STAMPING

Two stamps, 2½c and 12½c, were issued on 24 August 1970 to commemorate the 150th Anniversary of the Bible Society in South Africa.

The printing of the 12½c denomination was a new departure in the Republic's stamp printing processes (Fig.11).

Printing was started normally with the rotogravure process on the Goebel 840 machine and was completed by a form of the letterpress process which impressed the gold of the inscription 'BIBLIA' and the open book below that. Gold foil was used to apply the gold printing. The same equipment that allows foil stamping also enables embossing. The two processes are typically combined. In this issue, the stamp was impressed, which is the opposite of embossing.

5.3. ROTOGRAVURE and INTAGLIO

To commemorate the 25th Anniversary of the Voortrekker Monument one 4c stamp was issued on 6 December 1974 (Fig.12).

Intaglio is a family of printmaking techniques in which the image is incised into a surface known as the matrix or plate (see Section 1).

5.4 SILK-SCREEN TO APPLY A FRAGRANCE
(screen printing, serigraphy)

Silkscreen is a process own its own, but here we regard it as a technique. Ten stamps, printed in offset lithography supplemented with a fragrance, were issued on 22 August 2008 on the theme of Namaqualand flowers (Fig.13).

Printed by Joh. Enschedé Stamps B.V., Haarlem, The Netherlands on self-adhesive stamp paper with backing paper in sheetlets comprising ten different designs.

Each stamp has a fragrance in the paper coating. The printing technique involves microscopic cells impregnated with perfume and printed on the stamps using silkscreen. Rubbing the stamps breaks open the cells, releasing the fragrance which can be preserved for many years.

The technique (Fig.14) makes use of a mesh to transfer ink, in this case, a perfume, onto a substrate. A fill blade is moved across the screen to fill the open mesh apertures with ink (perfume).

A reverse stroke then causes the screen to touch the substrate momentarily along a line of contact.

This causes the ink (perfume) to wet the substrate and be pulled out of the mesh apertures as the screen springs back after the blade has passed. The ink (perfume) remains on the substrate.





Fig.11: Cylinders 417 – 416A and 417 – 416B printed the 12½c stamps.



Fig.12: Unusual colour patches for measuring the photographic density of the image on Pane A, (image reduced and truncated)



Fig.13 (image reduced).

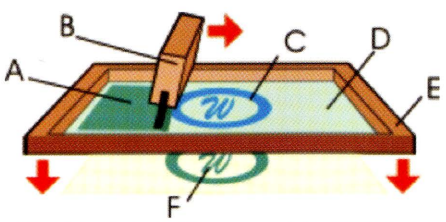

Fig.14: A: Ink (Fragrance) B: Fill blade C: Image D: Photo-emulsion E: Screen F: Printed image

This article is to be CONTINUED in Part 2

Digitised by the Department of Library Services in support of open access to information, University of Pretoria, 2024



THE NATAL STAMPS OVERPRINTED 'POSTAGE'

by Roger Porter, Cape & Natal Study Circle

Some students of Natal philately have wondered why so many of the stamp issues for the Colony were overprinted 'POSTAGE'.

This has been a mystery for decades and was finally resolved by John Dickson following his in-depth research through the Natal Archives. The first of these overprinted issues to appear was the 1869 1d, 3d, 6d Chalon and 1s stamps in use at that time. It was in that year that the Licence and Stamp Law No. 18 was revised which established a need for a 1d revenue duty. However, the revenue stamps that had been ordered from England had not yet arrived. Thus makeshift measures were implemented to manufacture 1d revenue stamps by using the old embossing die and applying it to surface coloured yellow paper (Fig.1). However the *Natal Witness* newspaper noted that stamps currently used for postage purposes were also legal for revenue use on cheques, receipts, and promissory notes. Although this practice of using postage stamps for revenue purposes had occasionally occurred in early times (Fig.2) it appears to have been rare as few examples have been recorded.



Fig.1: 1868 embossed tête bêche 1d yellow revenue stamps.

The Government Auditor John Moreland wrote to the Colonial Secretary on 8 January 1869 pointing out that the 1d yellow revenue stamp can *'in like manner be used as a postage stamp'* because no distinction is made between stamps used for postage or for revenue purposes (Fig.3). He further stated that such practice would *'interfere materially with the public accounts and render it impossible to determine the amount of revenue derived from postage'* (Dickson 2000).



Fig.2: Three 1857 6d green embossed postage stamps cancelled at the Stamp (Revenue) Office,Pietermaritzburg on APR 8 1860.



Fig.3: 1868 embossed 1d revenue stamps with postal numeral cancellations of Ladysmith and Durban.

Moreland suggested that measures should be adopted to prevent the indiscriminate use of stamps and that they should be classed as 'revenue' instead of 'postage'. The Postmaster General agreed that the law did not define the description of a stamp to be used on letters.

In the months that followed, a period of confusion arose amongst government officials, legislators and the public, until official announcements were made in August 1869. Law No. 2 and Law No. 3 were published in the *Government Gazette* on 23 and 24 August 1869, respectively. These two laws confined the use of postage stamps to the purpose of postage, that is, these stamps could not be legally used for revenue purposes. Similarly, if revenue stamps were used for postage, the item would *'be deemed to be unstamped, or insufficiently stamped'*.

These laws came into effect on 1 September 1869 and led immediately to the local overprinting of POSTAGE on stamps currently held in stock at post offices. These were the 1d rose, 3d blue, 6d lilac and 1s green (Fig.4).



Fig.4: 1869 POSTAGE overprints on the Chalon 1d, 3d, 6d, and 1s stamps.

The public could exchange the previously valid postage stamps in their possession (but now invalidated), for overprinted stamps.

Furthermore, the law gave the Lieutenant Governor the power to *"direct, appoint, define, and describe the colour, inscription, or other distinguishing mark of stamps to be used as postage stamps"* (Fig.5). Hence, subsequent



Fig.5: The five different type settings used for the 1869 POSTAGE overprints.



Fig.6: There are a wide variety of different POSTAGE overprints on various stamp issues on Natal for the period from 1870 to 1895.

Digitised by the Department of Library Services in support of open access to information, University of Pretoria, 2024

stamp issues are found with black, green, and red, horizontal, vertical and curved overprints of different sizes and fonts (Fig.6). The last of these overprints was the emergency 12 March 1895 POSTAGE Half-Penny on the 6d violet Chalon stamps.

Becker, the Postmaster General, advised the United Kingdom by letter that Natal stamps had been overprinted POSTAGE. Dickson (2000) considered that this was because the mails dispatched on 18



Fig.10: 1869 1d yellow cancelled numeral '2' (Durban), 15 (Bushman's River), '1' (Pietermaritzburg), and 6d rose with [Richm]ond 15/11/89 date stamp.

It was implicit in the law of 1869 that the 1d yellow embossed (from 1 January 1869), 1d Chalon yellow (from end of January 1869), the Chalon 6d rose (pink), and 1s purple-brown could be legally used for postage until end August 1869.

Figure 10 shows two 1869 1d yellow Chalons cancelled numeral '2' (Durban), one cancelled '15' (Bushman's River), one '1' (Pietermaritzburg), and a 6d rose with [Richm]ond 15 11 89 date stamp. The 6d is a postally used revenue. As the others are undated we don't know.

It is ironic that some 'postage' overprinted and 'postage' printed stamps were used legally for revenue purposes, for example, the 1870 1s green overprint (Fig.11).



Fig.7: Cover from Pietermaritzburg 13/5/1872 to Richmond (ex Klugman).

September 1869 contained unpaid taxed letters (i.e. un-overprinted invalid stamps had been used in payment of postage and covers had been taxed accordingly). Only three examples of such use of invalid stamps on cover are recorded, none of which are from this earlier period.

The first is a taxed cover from Pietermaritzburg to Richmond cancelled GPO 13 5 1872 (Fig.7). The cover is franked with an uncancelled 1d rose stamp and has the manuscript inscription *'Not a postage stamp'*, a TO PAY cachet and the figure '2' (double the deficiency).

A second cover from Durban to the USA has a 1867 1s invalid stamp (not overprinted POSTAGE) and three 1d rose 1874 stamps cancelled numeral '2' and Durban 18 4 1880 alongside. The 1s green was overlooked by the postmaster at Durban and thus the letter was not taxed. Had the 1s been noticed it would have attracted a tax of two shillings that is, a tax of 240 centimes or 48 US cents (Fig.8).

A third taxed combination cover from Vryheid, Nieuwe Republic cancelled 17 JUL 88 sent via Natal to Holland has Chalon 6d without POSTAGE overprint and Natal 2d stamps (Fig.9). The deficiency was 5½d hence the endorsement in purple crayon '11d' (double the shortfall) and circular tax mark '5d'. However, this was misinterpreted in Holland as 50c due (should have been 110c due).



Fig.8: Cover at double 7½d postage rate from Durban 18 5 1880 to U.S.A. with invalid 1867 1s stamp.



Fig.9: Combination cover from Vryheid, Nieuwe Republiek via Natal to Holland (ex Klugman).

Digitised by the Department of Library Services in support of open access to information, University of Pretoria, 2024

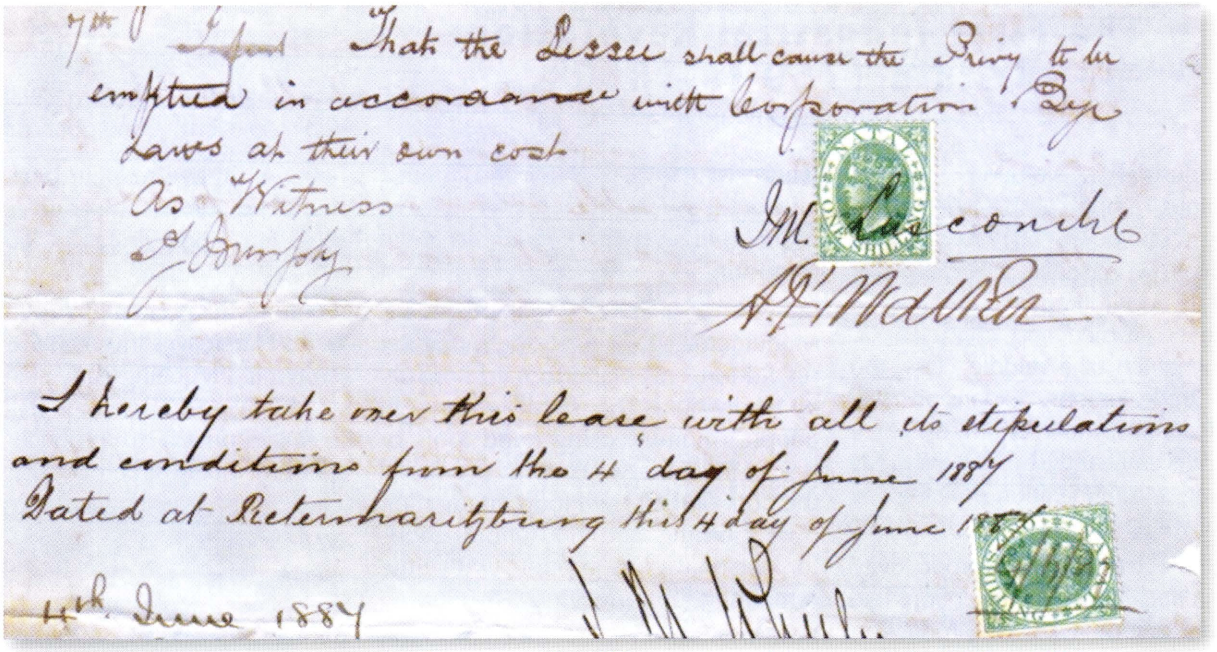

Fig.11: Two 1870 POSTAGE overprinted stamps used on 'Memorandum of Agreement' dated 4 June 1887.

Other examples include the 1884 1d rose and 6d mauve, 1886 1s green, 1888 1s orange as shown in Fig.12, and 1887 2d olive-green stamps. (This postage stamp was one of the key-plate designs produced by De La Rue; the rest of the duties were all revenue stamps).

In September 1884 Natal submitted a requisition for ten revenue stamp duties which were printed in accordance with De La Rue's general key-plate design. However the request did not include the 2d, 3d, and 6d duties, and only 60,000 1s revenue stamps were ordered. The bulk of the order was invoiced on 20 March 1885 (Dickson 2003). The number of 1s stamps proved to be insufficient to satisfy the demand for this duty. Additional 1s revenue stamps were later needed and a second order for 120,000 1s stamps was invoiced on 24 January 1887, again an insufficient quantity. The 6d key-plate revenue stamp was first requested in November 1894 as by then the supply of the 6d Chalon stamp was running low and also it may have been an attempt to stop the use of the 1884 6d mauve postage stamp being used for revenue purposes. It is therefore suggested that the demand for 6d and 1s revenue stamps exceeded their supply and thus postage overprinted stamps were resorted to during the later 1880s (Fig.12).

Acknowledgements. Professor Keith Klugman is thanked for the use of illustrations in Figures 7 and 9.

Reference

- Dickson J. 2000. 'Chalon Head' stamps of Natal without *'Postage'* overprint; the one penny stamps. Appendix. The use of revenue stamps for postage and vice versa during 1869. *Natal & Zululand Post*, vol 4 (4): pp. 125 - 128.
- Dickson J. 2003. Stamps from De La Rue's *'General Keyplate'* supplied to Natal; the 2d postage stamp, the Revenue Stamps and their overprints. *Natal & Zululand Post*, vol 7 (3): pp. 77- 92.
- Klugman K. 2011. *Classic Victorian Natal (1836-1899). Great Philatelic Collections*. David Feldman SA. Geneva, Switzerland.



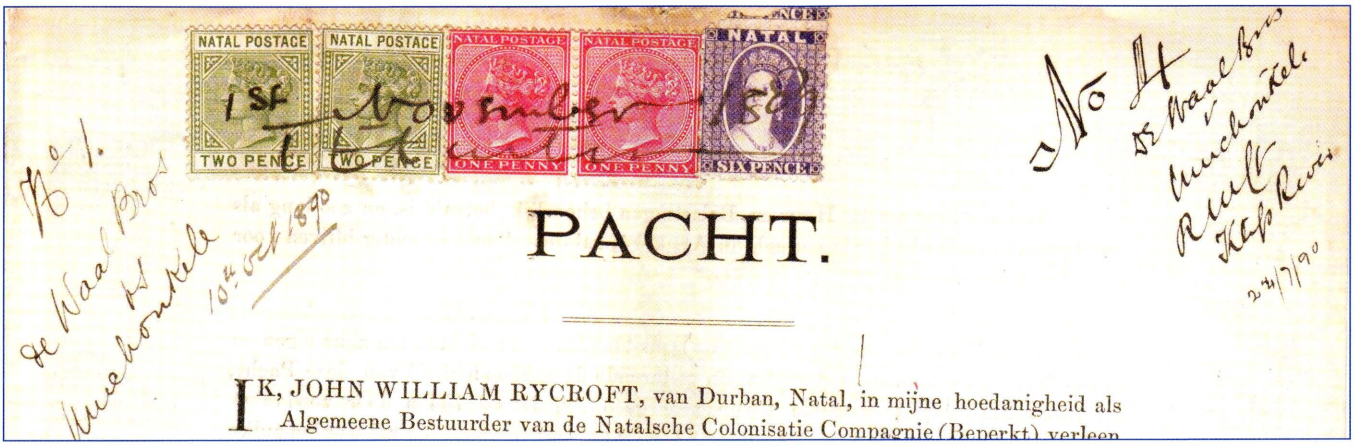

Fig.12: Stamps meant for postage (i.e. with POSTAGE overprinted or printed postage) were used in the later 1880s for revenue purposes.

Digitised by the Department of Library Services in support of open access to information, University of Pretoria, 2024



The First Industrial Revolution Britain 1760 to 1850

by Colin Whittle - invited article.

The Industrial Revolution had a momentous impact on living and working conditions, on urbanisation, the rapid growth of cities, global politics, as well as on public health, family life, the role of women and child labour. The emergence of a middle class, the rise of trade unions, expansion and sophistication of the economy were all impacted significantly by this event, as were wages, remuneration policies and personal wealth.

Throughout this period, productivity rose dramatically through inventions like the steam engine and new production techniques, such as the assembly line, where more goods were produced in less time. For the middle classes, increased and better food production supported population growth and fought malnutrition. More time was left for education, innovation and recreation. Average incomes rose dramatically, which only increased demand for better goods and services. Regrettably, this was at the expense of the working classes.

The Industrial Revolution which took place between the 1760s and 1850s was a period during which agrarian and rural societies in Britain, Europe and America were transformed into industrial and technologically advanced urban communities (Fig.1).



Fig.1: Cotton Mills, Manchester 1840s.

Before the advent of industrialisation, the majority of the population resided in small, widely distributed rural communities where the focus of their daily existence revolved around farming. Life for the average person was not easy, as incomes were limited; employment opportunities were few and most people were under-nourished.

Manufacturing, prior to the industrial revolution, was performed mostly by individuals or small groups in people's homes, using hand tools or basic machinery. People produced the bulk of their own food, made their own clothing and household goods for personal consumption, with little remaining for trade.

Industrialisation and mechanisation marked a shift to powered, special-purpose machinery, larger factory premises and the mass production of goods. The iron and textile industries, underpinned by the development of the steam engine, played central roles in the evolving industrial revolution.

Before this, textiles were produced mainly in people's homes (giving rise to the term cottage industry), with merchants often providing the capital, raw materials and basic equipment, and then uplifting the finished product for distribution to market. Workers set their own schedules making it difficult for merchants to regulate production, leading to inefficiencies.

Britain's role as the birthplace of the industrial revolution was determined by a number of factors. The country had large deposits of coal and iron ore, which were essential for any form of industrialisation. It also had a politically stable society, an established but under-developed economy, the strongest navy in the world, and a vibrant colonial trading infrastructure, with colonies serving as an enviable source of raw materials, as well as being a captive marketplace for mass produced goods and services.

During the 1700s, a series of innovations led to ever-increasing productivity, requiring less labour. Around 1764, James Hargreaves invented the spinning jenny ('jenny' being early slang for the word 'engine'), a machine that enabled a single person to produce multiple spools of thread simultaneously.

At the time of Hargreaves' death, there were over 20,000 spinning jennies in use across Britain. The performance of the spinning jenny was later enhanced through the development of Samuel Crompton's spinning mule (Fig.2).



Fig.2

Further key developments within the textile industry were the spinning frame invented by Richard Arkwright (Fig. 3) in 1769, and the power loom, designed and developed by Edmund Cartwright in the 1784 which fully mechanised the whole weaving process.



Fig.3

Digitised by the Department of Library Services in support of open access to information, University of Pretoria, 2024

Critical developments within the iron industry also played a central role in the industrialisation of the British economy.

In the early 18th Century, Abraham Darby, using a coke-fuelled (as opposed to charcoal-fired) furnace, developed a cheaper, easier method to produce cast iron. At more or less the same time, British engineer Henry Bessemer developed the first inexpensive process for mass-producing steel. Both iron and steel were essential inputs enabling any form of industrialisation (Figs.4 & 5).



Fig.4

Equally important was mechanised power generation in the form of steam engines. In 1712 Thomas Newcomen designed the first steam engine, used primarily for pumping water out of mines (Fig.6).



Fig.5



Fig.6



Fig.7

By the 1770s, Scottish inventor James Watt (Fig.7) had improved on Newcomen's developments, and the steam engine went on to power not only machinery, but also locomotives and even ships.

Transportation underwent a transformation throughout this period too. Before the steam engine, raw materials and finished goods were hauled by horse-drawn wagons, as well as boats along canals and rivers. In the early



Fig.8



Fig.9

1800s, Richard Trevithick, a British engineer built the first railway steam locomotive and by 1830, the Liverpool and Manchester Railway offered a regular passenger service (Figs.8 & 9).

Around 1820, John McAdam, a Scottish engineer developed a new process for road construction (Fig.10). His technique, which became known as macadamised roads, resulted in surfaces which were smoother, more durable and less influenced by wet weather.



Fig.10

Transportation of goods overland thus became easier.

Mass production increased the volume and variety of factory-produced goods, which raised the living standard for many, particularly the middle and upper classes. However, life for the poor continued to be a hardship. Wages were low and unskilled workers had little or no job security. Children formed a large part of the labour force and worked long hours doing hazardous tasks such as cleaning machinery (Fig.11).



Fig.11

Unemployment was created by the redundancy of many crafts-people through mechanisation, and urban areas were unable to cope with the influx of people from the countryside seeking work. This caused overcrowded, unsanitary living conditions and the spread of disease.

In 2004, economic historian Deidre McCloskey argued that the Industrial Revolution was certainly the most important event in the history of humanity since the domestication of plants and animals in about 8000 BC; and perhaps the most significant advancement i n the world since the invention of the written language.

Digitised by the Department of Library Services in support of open access to information, University of Pretoria, 2024

Basutoland: The First Decimal Definitives and Dues

by Dr Lawrence Barit, Witwatersrand Philatelic Society



Introduction

Basutoland, after its currency was decimalised in 1961, introduced a new set of definitive stamps. However, a feature that was phased in over a period of some 24 months: starting on 14 February 1961 and concluding on 4 February 1963, as shown in Table 1.

These stamps replaced the previous definitive set, which had been issued on 18 October 1954. The new decimal set was identical to the previous set except that the values were in decimal currency (Rands and Cents), and not in Sterling (Pounds, Shillings and Pence). A reason for the extended time for the issue of this new set, was that surcharging of existing stocks of the Sterling stamps took place, which tied Basutoland Postal Services over, while the new set was phased in.

Two of the reasons why this set has attracted interest are that the set has produced some visibly striking errors and when Basutoland became independent on 4 October 1966, these stamps were overprinted with the country's new name: Lesotho - again producing some errors.

(Note: Illustrations are reduced due to space limitation).

The Decimal Set

The decimal currency values on the new decimal set closely followed the values of the 1954 Sterling set: the conversion rate from Sterling to Decimal was 10s becoming R1. All 11 stamps in the set had the Multiple Script CA watermark (Fig.2). The cover (Fig.1) is postmarked 4/02/1963, which is the date of the issue of the R1 value, thus completing the full set. In effect it represents a First Day Cover of only the R1 stamp. In addition, two postage due stamps were issued (Figs.3 and 4). The 1c replaced the 1d postage due, while the 5c did not replace any existing value but was issued in the same format as the previous 2d postage due, which was not replaced with any equivalent value. Both these stamps had the Multiple St. Edward's Crown Block CA watermark (Fig.5).



Fig.1: Decimal cover with all 11 values



Fig.2: Watermark. Multiple Script CA.

Original Duties	Replaced By	Date of Issue
½ d	½ c	25 September 1962
1 d	1 c	25 September 1962
2 d	2 c	25 September 1962
3 d	2 ½ c	14 February 1961
4 d	3 ½ c	25 September 1962
6 d	5 c	10 August 1962
1 s	10 c	22 October 1962
1 s 3 d	12 ½ c	17 December 1962
2 s 6 d	25 c	25 September 1962
5 s	50 c	22 October 1962
10 s	R 1	4 February 1963

Table 1 - issue dates of the first Decimal Definitive



Figs.3 &4: 1c and 5c Postage Due



Fig.5: Watermark Multiple St Edwards Crown Block CA

In 1964, the 1c, 2½c, 5c, 12½c and 50c definitive duties appeared with a different watermark, namely the Multiple St. Edward's Crown Block CA (Fig.5), which was the same watermark as used for the two postage due stamps.

The Definitives Errors

The ½c and the 3½c both appeared with major errors. These were said to have resulted from proof sheets finding their way onto the market.

The ½c imperforate: A sheet of 60 stamps containing this error, resulted in 30 known pairs without perforation (Fig.6). An imperforate second sheet with the centre inverted was also discovered (Fig.7). One row (the top) of this sheet had no black printing at all resulting in six pairs where the top stamp has no centre, whilst the lower stamp has an inverted centre (Fig.8). What is inverted is the frame plate with the Queen's head and not the value or the background, as the latter one aligned to the watermark. However the watermark could have been inverted. Hence, in all, three distinct errors occur in the ½c, all believed to be the result of imperforate proof sheets.



Fig.6: ½c imperforate pair



Fig.7: ½c inverted centre. Block of 4 imperforate

Digitised by the Department of Library Services in support of open access to information, University of Pretoria, 2024



Fig.8: ½c top row no centre. Block of 4 imperforate (image reduced by 10%)

The 3½c imperforate: A sheet of 60 stamps without perforation was also discovered. This has resulted in 30 imperforate pairs (Fig.9).

The 2½c duty misalignment: A sheet of the 2½c was discovered with the centre and value sloping downwards from left to right (Fig. 10) whilst the position of the frame remained relatively central.



Fig.9: 3½c imperforate pair

The Independence Issue

On 4 October 1966 Basutoland achieved independence, with the country becoming known as Lesotho. This roughly translates as 'the land of the people who speak Sotho'.

The Basutoland definitive decimal set (of 11 stamps) was overprinted with the word 'LESOTHO' (Fig.11) and issued on 1 November 1966. In addition, the two postage due stamps were also overprinted (Figs.12 and 13). Hence, eleven stamps and two postage due stamps were overprinted with the name of the newly independent country.



Fig.12: 1c Postage Due independence overprint



Fig.13: 5c Postage Due independence overprint

The Overprinting Errors

The R1 and both Postage Dues exhibited a major error in their overprinting. One stamp on each sheet had the word 'LESOTHO' spelt wrongly with the overprint reading 'LSEOTHO'. This error only affected these three stamps, shown in Figs.14 and 15 (error in 5c is not shown) and not the other Definitive duties since these overprint settings were unique, however, the error on the R1 is known with both watermarks (Figs.2 & 5).



Fig.14: R1 overprinted block of 6, spelling error



Fig.10: 2½c strip of 6 with sloping centre

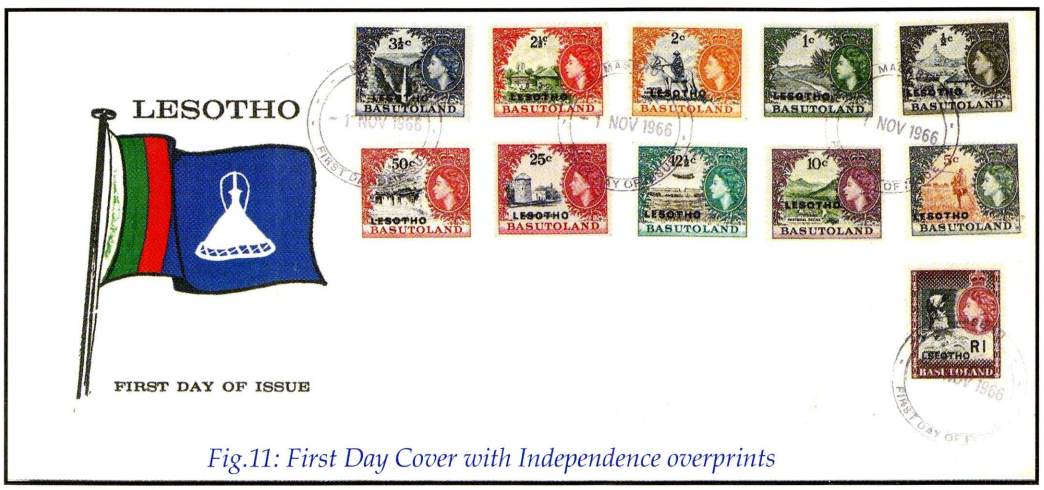

Fig.11: First Day Cover with Independence overprints

Another error was the discovery of the R1 with double LESOTHO overprint. There is one known sheet of this error consisting of 60 stamps.

This doubling appears over the word 'Basutoland' at the base of the stamp (Fig.16).



Fig.16: R1 double overprint

Digitised by the Department of Library Services in support of open access to information, University of Pretoria, 2024



Fig.15: 1c Postage Due, overprinted block of 12, spelling error in row 4, number 7



Fig.17: ½c overprint shifted into left margin

Other varieties in the basic definitives:

- Three interesting varieties of the ½c, 1c and 2c exist where a sheet of each has been discovered with the overprint far to the left, encroaching onto the perforations (Figs.17, 18 and 19).
- Another variety is known as a 'Weak Entry'. Three values of the stamps overprinted 'LESOTHO' have been found to have a 'Weak Entry' on the right-hand side of the third stamp on the top row. The values are the 5c, 10c and 25c (Figs.20, 21 and 22).



Fig.18: 1c. Overprint shifted into left margin



Fig.19: 2c overprint shifted into left margin

It was originally believed that this 'Weak Entry' only existed on the 'LESOTHO' overprints, indicating that the basic stamps were specially produced for overprinting purposes. However, the discovery of a 'Weak Entry' 2½c value, which has been used without overprint, indicates that there were 'Weak Entries' prior to the time of overprinting (Fig.23).

Alternatively, perhaps not all specially produced stamps were overprinted, and some were distributed without overprint. The 'Weak Entry' can be clearly seen in the area to the right of the Queen's head.



Fig.20



Fig.21



Fig.22: 25c strip of 3. Weak Entry



Fig.23: 2½c weak entry

Conclusion

The first definitive set post-decimalisation can be seen to afford an interesting philatelic study. This is both in terms of the manner it was issued as well as the striking errors which were discovered. Further, the independence overprints created what often occurs in an overprinting process, namely a number of errors. Of particular interest is the misspelling of the country's name.

Digitised by the Department of Library Services in support of open access to information, University of Pretoria, 2024

NEW SOUTH AFRICAN STAMP ISSUES - 2019 - Part I

by Robin Messenger,
South African Stamp Study Circle



22 February 2019 - ALBERTINA SISULU CENTENARY 2018

Denominations: 2 x Standard Postage Rate (R4.20)
Designer: Thea Clemons, two different designs from photographs in the Sisulu Family Archives
Printer: Cartor Lithography, France
Process: Offset lithography
Stamp size: 24 x 41mm
Quantity: 100,000 sheetlets
Sheetlet size: 200 x 138mm comprising two horizontal strips of five of each design
Cylinder numbers: 8589 (blue), 8590 (red), 8591 (yellow) and 8592 (black)
Gum: self adhesive
Perforation: Serpentine kiss-cut of gauge 11.2. Stamps are separated by 8mm gutters in the centre of which are roulettes to aid separation of the individual stamps. These roulettes extend through sheet margins and also through the backing paper.
Phosphor: Yellow-green 2mm band as a frame around border of each stamp
Printing sheet size: 665 x 460mm comprising nine sheetlets arranged in three rows of three.
First Day Cover: None
Canceller: No. 8.114 - 'ALBERTINA SISULU'/ 'CENTENARY'/'22.02.2019 · ORLANDO'



The following forthcoming issues were announced in *WHAT'S NEWS*:

- 26 April 2019 - 25 YEARS OF DEMOCRACY - Miniature sheet with a single stamp denominated 'Registered letter' (R 31.80), with FDC.



- 30 April 2019 - INDUSTRIAL COMMERCIAL WORKERS UNION - Miniature sheet with a single stamp denominated 'Standard Postage' (R 4.55). Ad-hoc issue, no FDC

Later in the year, at dates yet to be fixed, there will be issues for: FAMOUS DIAMONDS FROM SOUTH AFRICA and CYCADS - TREES OF MYTHS AND LEGENDS.

Acknowledgement:
The above information was collated from SAPO's Philatelic e-mail newsletter *WHAT'S NEWS*, dated February 2019, Newsletter 389 of the RSA Stamp Study Group, produced by Jan de Jong and personal observations.

JOHN & MARK TAYLOR
CAPE OF GOOD HOPE



1863 De La Rue 1/- with Potchestroom cds.

A rare stamp with this cancel - from a 'specialised stock'.

Address: P.O. Box 37324, London N1 - 2YQ Tel: 020 7226 1503 Fax: 020 7359 7456
email address: markjtaylor@btinternet.com

Digitised by the Department of Library Services in support of open access to information, University of Pretoria, 2024

A COMPLETE SHEET OF 100 STAMPS TO PAY THE POSTAGE!

by Ted Roberts, Philatelic Society of Johannesburg



Imagine hearing that I have a cover (not a cutout from a parcel) which has a complete sheet of 100 stamps on it. Most stamp collectors would probably say that it must be a philatelic contrivance or the postage had been overpaid. But no, the cover has a single complete sheet of 100 stamps and no other stamp. What is more, the correct postal rate was paid.



Fig. 2



Fig. 3

The letter rate from 1 January 1922 for a letter up to 20gm weight was 200 Pf. (1 Mark = 100 Pfennige) and for 20 to 100gm, 300Pf. The large size of the envelope suggests this cover was over 20gm. The registration fee was 200Pf, making a total 500Pf, exactly as paid (i.e. 100 x 5Pf).

While the sheet is rather tatty around the edges (the cover was clearly not made up with a future collector in mind!), all the border details are clear. The top row shows the cumulative cost of each successive column (0,50 Mark = 10 x 5Pf, 1,00 Mark = 20 x 5Pf. etc.). The bottom row (shown more clearly in Fig.4) contains the number of each successive column while the HAN (*Haus Auftrag Nummer,* essentially the printing factory order number) can also be seen (H5507.20). There are also some (presumably unintentional) oblique perforations on the first four columns (Fig.4).

Note that in full compliance with the regulations of the Universal Postal Union, every single stamp was cancelled. It was not acceptable to overlap stamps to make for a more compact franking (hence the sheet!). In fact, higher denomination stamps were available at this time (100Pf and over) so the cover could have been franked with five or less stamps. However, to avoid wastage, firms were obliged to use low value stamps in multiple frankings before such stamps became worthless. By the end of 1922, a similar letter to the one described here would have needed a postage of 24Mk. That would mean 480 5Pf, stamps. Try to get that many on a cover without overlapping stamps!



Fig.1.



Fig.4.

To indicate how severe the inflation was at that time, up to 5 May 1920, one could send a letter anywhere in Germany for 20 Pfennig, i.e. one fifth of a mark. At the start of December 1923 it would cost 100 billion marks! I'm using the American billion of a thousand million here but there is no need for confusion as the German inflation period stamps had the value inscribed in numerals. The highest denomination issued was 50 billion or 50,000,000,000 Marks. Over three and a half years the postal rate had shown a massive increase of a factor of 250 billion!

To be sure, the present cover was sent during the early phase of the inflation. Even so, the postage had been increased on 1 January 1922 so the sender had to pay nearly three times more than the rate of only two weeks earlier.

Is a commercial cover franked with a complete sheet of stamps unique? Probably not, but I haven't seen anything similar in over 40 years.

Digitised by the Department of Library Services in support of open access to information, University of Pretoria, 2024

Exhibition news invited for all future local events

BELLVILLE PHILATELIC SOCIETY

Monthly meeting, 2nd Wednesday. Auditorium of the Bellville Library, Charl van Aswegen Rd, Bellville. Meetings start at 19h00 to 21h00 and consist of club cup competitions, workshops and fun evenings with specific themes. Members from other societies are regularly invited. *Chairperson*: Werner Barnard; wernerb@axxess.co.za
Secretary: Reanie de Villiers; 082 567 0353; philately@netpoint.co.za
Website: http://bellvillephilatelic.tripod.com
Contact the Secretary for further Programme details.

THE ROYAL PHILATELIC SOCIETY OF CAPE TOWN

Meetings are held every 2nd and 4th Monday of the month at 8.00pm at the Athenaeum, Camp Ground Road, Newlands. Visitors are always welcome.
Contacts: Mary Rogers 0729461767 or 021 5582662
President; Victor Millard 0828028882 or 021 6714613 *(Secretary);*
Email: royalphilct@gmail.com
Website: https://www.rpsct.org/

STELLENBOSCH FILATELISTEVERENIGING

Meeting – 1st Tuesday of the month at 19:00. *Plek:* Biblioteek, La Clémence aftreeoord, Webers-valleiweg /Road, Stellenbosch. Ons hou uitstallings, ontvang gassprekers, ervaar praatjies/ demonstrasies, monthly newsletters with news on local philatelic activities, Show, Tell and Ask sessions covering all aspects of the hobby of stamp collecting. Besoekers altyd welkom. Visitors always welcome. Join us. Kom saam of kontak stellenboschstamp@gmail.com

PAARLSE FILATELISTE

Sedert 1951

Die Paarlse Filateliste vergader elke maand op die tweede Donderdag van die maand om 19h30. *Filateliste, seëlversamelaars en besoekers is baie welkom. Vergaderings is baie informeel en daar word lekker gekuier en daar is altyd iets te leer (en te ete). Vir meer inligting oor die program en vergaderplek kontak gerus vir:* Gawie Hugo: 083 956 2410 gawiehugo@gmail.com of Riaan Crafford: 022 4824005 n/u craffies@telkomsa.net

FISH HOEK PHILATELIC SOCIETY

Founded in 1954 and still promoting philately in the 'Deep South' of the Cape Peninsula. Circa 20 – 30 members and often a few guests gather once a month. FHPS reaches a wider audience on the internet since launching their website. Please have a look and maybe get ideas or inspiration for your own society. *The society meets every first Tuesday* at 19h30 at Civic Centre, Minor Hall, Recreation Road, Fish Hoek. *President:* Dave Young, email: davesueyoung@gmail.com *Secretary:* Volker Janssen.
Website: www.fhps.infoFHPS

GEORGE PHILATELIC SOCIETY

The Society meets every 2nd Thursday of the month, in the Minor Hall, Presbyterian Church, 8 Caledon St. *President*: Nick Zerbst 0836255804, *Secretary*: Rob Sinclair-Black 044 8746337. email: robrita@mweb.co.za

PORT ELIZABETH PHILATELIC SOCIETY

The society meets monthly at 19:00 on first non-holiday Monday at the Bible Society House, 31 Cotswold Ave, Cotswold. For more information contact either Francois Friend (President, 082 554 8900, francois@softchem.co.za); David Brown (Vice president, 041 360 4025) or Rodney Maclachlan (Secretary / Treasurer, 072 619 5409).

FOUNDED 30 APRIL 1909

EAST LONDON PHILATELIC SOCIETY

The Heritage Room, 1st Floor, Berea Gardens 70 Jarvis Road, Berea. **Meetings :** Every 4th Thursday of the month. Time: 19h30
President : David Preston 0827742090.
Email<prestee@telkomsa.net>
Secretary: Carlos Da Fonseca 082 334 7603

CASPIP

CAPE SOCIETY FOR PALESTINE-ISRAEL PHILATELY

Meets on the third Wednesday of the month, 20h00, excluding Jewish & Public holidays. Contact for details: Aubrey Katzef <akatzef@mweb.co.za> +27 (21) 4615134 President of CASPIP

* **PLEASE NOTE:**
Back Issues *of The SA Philatelist are limited. Requests for any issue should be made in writing to The SA Philatelist, P.O. Box 131600, Benoryn, 1504. An electronic PDF file may be requested should a printed copy of the journal not be available.*

International Exhibitions

SINGPEX 2019

36th Asian International Stamp Exhibition, at Suntec Singapore.
Date: 31 July to 4 Aug 2019
South African Commisioner:Joof van der Merwe jnc1@vodamail.co.za

LONDON 2020

INTERNATIONAL STAMP EXHIBITION
Date: 2 to 9 MAY 2020
South African Commisioner: Patrick Flanagan.
patf@fgprop.com

Study Groups

EUROCIRCLE STAMP STUDY

Meetings in the Captain's Table at Woodmead - last Wednesday of each month at 20h00 (except December).

TBVC STUDY GROUP

Contact: Chairperson Jan de Jong djhome606@gmail.com *Secretary* Eugene du Plooy eugeneduplooy@gmail.com Meeting 1st Saturday of the month at 09:00am for 09:15am at the Greek Orthodox Church Pretoria Stamp Fair. Corner Lynnwood Rd & Roper St, Hillcrest, Pretoria - right opposite the entrance to the University of Pretoria.
Pretoria Fair & mini-auction, Greek Orthodox Church, cor Lynnwood Rd & Roper St, Pretoria, 09h00 to 14h00) 6/04; 4/05; 1/06; 6/07; 3/08; 7/09; 5/10; 2/11; & 7/12.

RSA SEËLSTUDIEGROEP

Vergader elke 2de Woensdag, 10vm van elke onewe maand (Januarie, Maart, Mei, Julie ens) by Filateliedienste in Silverton. *Kontak:* djhome606@gmail.com Doen uitstekende studie en navorsing en publiseer 'n gereelde maandelikse nuusbrief,

SOUTH AFRICAN STAMP STUDY CIRCLE

Meetings: First Saturday of month at 13h00 at the Thornhill Manor Retirement Village Hall, Modderfontein. *Contact*: Secretary, Keith Perrow o83 379 2626, email: keith.perrow232@gmail.com

RHODESIAN STAMP STUDY

The Rhodesian Study Circle holds regular member meetings and events across the world. Visitors are welcome to attend. For more information on meetings, visit http://www.rhodesianstudycircle.org.uk/engage/meetings or Contact us (http://www.rhodesianstudycircle.org.uk/about-us

PINELANDS STAMP CIRCLE

Meet on the last Wednesday of every month (except December) at 19h30 - Activities Hall of Pinelands Library, Howard Centre, Western Cape. The Circle caters for all interested in stamp collecting - from beginner to more experienced philatelists. Programmes for meetings include displays of stamps, talks by visiting speakers and member's 'Show and Tell' exhibits. The Circle operates an Exchange Circuit and holds auctions from time to time. Visitors are always welcome! *Contact:* Marilyn Crawford at 021689 5050 or email: m.tristan.crawford@gmail.com

THE CAPE STAMP FAIR

Bellville Valley DRC Hall, c/o Postma & St Andrews Streets, 9am - 12:30pm. Public parking & entrance is in St Andrews Street. All welcome, free entrance & parking, refreshments available. Large contingent of dealers in attendance to sell, buy, evaluate and advise on all aspects of philately, including stamps, envelopes, covers, postcards, correspondences, postal history, revenues, documents & non-fiction books of a historical nature, plus coins, banknotes & medals, etc.
Stamp Fair dates for 2019: **(all on 1st Saturday monthly)**
1 June, 6 July *, 3 Aug, 7 Sept, 5 Oct, 2 Nov, 7 Dec. ** The Stamp Fair on 6 July returns to the old venue (Bergsig DRC Hall) as Bellville Valley unavailable in July 2019.* Auctions for 2019 continue to be at the Bergsig DRC Hall c/o Boland Way & Protea Way, Durbanville. Auction dates 2019: 20 July, 21Sept, 16 Nov. *Contact:* Ken Joseph ken@philatelicfriends.com

Digitised by the Department of Library Services in support of open access to information, University of Pretoria, 2024

WITWATERSRAND PHILATELIC SOCIETY

P O BOX 61166 MARSHALLTOWN 2107

Venue: Country Club Johannesburg, Napier St, Auckland Park. For info contact the President: Herbie Schaffler RDPSA 082 722 7604.

Dates for Society Meetings 2019 always on a Wednesday at 20h00

10 April - First Competitive Evening
8 May - Visit by Pretoria Philatelic Society
12 June - One-Frame Evening
10 July - Roads Less Travelled
14 August - Grand Challenge Match
11 September - Second Competitive Evening
9 October - Favourite Cover/s
13 November - Invited Exhibitor from National

EUROCIRCLE STAMP STUDY

For 2018 the meetings - Bishops at Woodmead. The second meeting of each month, except December, is held on the last Wednesday of the month. This is effectively a study group.

EDENVALE PHILATELIC SOCIETY

Meets first Saturday monthly at Thornhill Manor Retirement Village Hall, Modderfontein at 1pm *Meetings consist of club competitions, workshops, themed events and many other fun activities. Membership is varied and mainly consists of general stamp collectors. Light refreshments are served. All are welcome - from the novice to more advanced collectors.* Our Facebook page allows club activities to continue 24/7; search for *Edenvale Philatelic Society*. All welcome.
Contact: Colin Bousfield 082 309 8656

EAST RAND PHILATELIC SOCIETY

Meets at the Victorian Secret coffee shop, corner Russel / Woburn Ave, Benoni, 14h00 last Saturday each month. Exhibits, talks and workshops by members and invited guests. Items of interest, quiz, general networking. Free entrance, refreshments and safe parking.
President: Jimmy Mitchell; jimmy.hcmitchell@gmail.com
Secretary: Paul Hammerton. hampaul@ananzi.co.za

PHILATELIC SOCIETY OF JOHANNESBURG

President: Clive Carr, Tel: 011 789 6357
Meetings: 19h30, Third Wednesday of the month, at Blairgowrie Recreation Centre, Park Lane, Blairgowrie. P O Box 131037, Bryanston 2021, South Africa.

2019 meeting programme

17April : Anything relating to the letters 'M &/or N'
15 May : British Commonwealth.
29 May : *5th Wed* - TBD
19 Jun : Mini Exhibits, 1 to 16 pages
17 Jul : Foreign, the art of philately & philately as art
31 Jul : *5th Wed*, Society auction
16 Oct : My favourite (Maximum of one frame) + thematic exhibits

SANDTON PHILATELIC SOCIETY

Meets on the first Monday monthly (Feb to Dec) *Venue:* Blairgowrie Recreation Centre, Park Lane (off Susman Avenue), Blairgowrie.
Time: 7:30 for 8:00 PM. **The society has an active exchange packet circuit and members with a wide range of philatelic interests.** Visitors are welcome. For further information contact: Chris Carey 083 6622150 / 011 6732229 / ccarey@icon.co.za

WEST RAND PHILATELIC SOCIETY

Meets 3rd Wednesday monthly at 19h30 at Panorma Sports Grounds, Cornelius St, Weltervreden Park. PO Box 198 Florida Hills 1716. *Contact*: Andries Nel, 083 269 9374. *Chairman* or *Secretary* Ian Walker. Tel: 011 4721161. email: iwalker@vodamail.co.za

PRETORIA PHILATELIC SOCIETY

Meets on the first Monday **evening** of the month at 19:30 at Statech Centre, St. Albans College, Clearwater Street, Lynwood Glen. Monthly newsletter, active exchange section and loads of expertise on traditional philately and postmarks. **Day meeting:** every first Thursday of the month following the first Monday in Glen Carpendale's shop, Kilner Park Galleries, 6 Wilkinson Street, Kilner Park, Pretoria. Stamp displays, talks and socialising. *President:* André du Plessis. andredupfs@gmail.com 083 399 1755
Vice-President: Alex Visser. alex.visser@up.ac.za

AFRIKAANSE FILATELIEVERENIGING VAN PRETORIA

Vergader elke 3de Saterdag van die maand om 10:00 by die NG Kerk Queenswood in Garretweg, Queenswood. Baie aktiewe groep wat gereeld bywoon. Nuusbrief *'Die Posduif'* verskyn maandeliks. Voorsitter is Petra Heath en Sekretaris is Herman van Niekerk. Kontak: arnot@telkomsa.net

POLOKWANE PHILATELIC SOCIETY

Meets last Tuesday of every month *Contact:* Peter Gutsche, Box 11933, Bendor Park 0713. Tel 083 276 1124. email: pmgutsche@mweb.co.za

THEMATICS SA PRETORIA CHAPTER

Meeting 1st Saturday monthly at the Greek Orthodox Church Pretoria Stamp Fair @ 10:00 for 10:15. Vibrant & active group of attendees – loads of expertise and lots of topical discussions. *Group Leader:* Helena Snyman Helena.snyman@gauteng.gov.za

OFS PHILATELIC SOCIETY

Society meets every 4th Friday monthly, (except December), at 19h15 at the museum of the Boer Republics in Memorium Road, Bloemfontein.
President: Dr Neil Cronjé and ***Vice president***: Garry Osthoff email: OsthoffG@ufs.ac.za

MASHONALAND PHILATELIC SOCIETY HARARE ZIMBABWE

Meetings: 9am, 3rd Saturday monthly at the Orchid Society Hall, Mukuvisi Woodlands, Hillside Rd (off Glenara Ave South), Harare. Stamp displays, talks, advice, auctions, swopping and socialising. ***Contact***: Mike Fox, tallyho@mango.zw landline 495408; cellphone 0772 376994

ZIMBABWE - BULAWAYO

Royal Philatelic Society of Zimbabwe meets the second Saturday of each month (Except December) - 2:00pm for 2:30pm. at the National Natural History Museum, Park Road, Suburbs, Bulawayo. email: phil.soc.zim@gmail.com

QSA auctions - Kyalami Country Club, Midrand, 09h30 to 13h30. Dates:16/02; 16/03; 20/04; 18/05; 15/06; 20/07; 17/08; 21/09; 19/10; 16/11; & 21/12.

DIE POSBOOM FILATELIE VERENIGING

Tweede Maandag van elke maand om 7nm Posbus10647, Danabaai, 6510. St Peter's Kerksaal, Marsh Straat, Mosselbaai. Jaarlikse Algemene Vergadering: November.
President: Japie de Vos
082 767 5004 / 044 695 0705
epos: sanjari@mweb.co.za
Sekretaresse: Gerrie Conradie
082 952 6700
Tel / Faks 044 698 1074.
epos: gajcon@gmail.com

THE PHILATELIC SOCIETY OF KWA-ZULU NATAL

Meetings are held at the Classic Motorcycle Club, 137 Tara Road, Bluff, Durban at 10h00 on the 2nd Saturday of the month.
Contacts:

- President: Zbigniew Kawecki, 082 968 6888
- Treasurer: Jeroen Wentink, 082 33 97 588
- Secretary: Harald Deg, 084 464 7171

Association email : KZNPhilately@holistic.cc
'Stamp Exhibitions' with a theme of what to do and what not to do to achieve success...
'All are welcome'

HIGHWAY PHILATELIC SOCIETY DURBAN

HPS, Durban, meets at the German Club, 7 Barnham Rd, off Essex Terrace, Westville. 09h00 - 11h30 **every third** Saturday of the month. Open invitation to other Philatelic Societies and interested visitors - from beginners to seasoned collectors. Youth encouraged to attend. 'Theme' Exhibits & 'Show-and-tell' Frames by Members, Instructive talks and general networking. Free entrance. Teas/ coffees available. Safe parking. German Restaurant open for lunch. The Committee encourages past and new visitors to join us and get involved in this wonderful social hobby of Kings.
President: *Leigh Hen-Boisen, leigh.hb@gmail.com*
Secretary: Bronwen Edwards, edwards@worldonline.co.za
Membership: Bev Chittenden, bev@natalaircon.co.za or Barry Livsey, livsey@netsolutions.co.za

Established in 1924 MARITZBURG PHILATELIC SOCIETY

VENUES:

1. *Ordinary **Stamp Club** meeting every third Monday at 16h00 St Mathews Parish Hall, 115 Hesketh Drive, Hayfields Pietermaritzburg*
2. ***Thematics Group** meeting every third Saturday at 09h00 8a Sanders Road Scottsville 3201, Pietermaritzburg*

The Executive Committee meets on the first Saturday of every month at 11h00.
President: Dave Wyllie, Club President/ Competitions & Speaker.
Treasurer: Heather Wyllie.
Secretary: Aubrey Bowles. 082 316 3308.
burncree45@telkomsa.net aubrey.bowles45@gmail.com

- Ron Buchell - Deputy Treasurer,
- Janet Kimmince - Membership Secretary,
- Gordon Bennett - Stamp Book Circuit Officer,
- Graham Bruce - Librarian,
- Joyce Hulse - Assistant Librarian,
- Val de Jager - Catering Officer

Publicity and Monthly Newsletter, information on Society activities can be obtained from Aubrey Bowles.

Digitised by the Department of Library Services in support of open access to information, University of Pretoria, 2024

BY APPOINTMENT TO
HER MAJESTY THE QUEEN
PHILATELISTS
STANLEY GIBBONS LTD
LONDON

STANLEY GIBBONS

LONDON 1856



GB SPECIALISED VOL 3, QEII PRE-DECIMAL ISSUES

- *13th Edition 2019*

The period covered by this catalogue was hugely important in the development of British stamps, seeing both the end of watermarks and the beginning of phosphors. The stamps of this fascinating period in British philately are exhaustively covered.

R2810-19 R1200



CYPRUS, GIBRALTAR & MALTA

- *216 Pages* • *5th Edition 2019*

Provides a listing of stamps issued by Cyprus, Turkish Cypriot Posts, Gibraltar and Malta, as well as the former British colonies in Europe of Heligoland and the Ionian Islands and also the British Post Offices in Crete.

R2976-19 R550

Our distributor in South Africa is Peter Bale Philatelics, cell: 082 330 3925.
Please use this contact for all of your requirements.

Digitised by the Department of Library Services in support of open access to information, University of Pretoria, 2024

SPINK

The Philatelic Collectors' Series

25 - 26 April 2019 | London

Rhodesia

Featuring the "Rothman" Collection of Stamps and Part 1 of the William Hallatt Covers and Cancellations

















For more information, please contact:
David Parsons | Email: dparsons@spink.com | Tel: +44 (0)20 7563 4072
Ian Shapiro | Email: ishapiro@spink.com | Tel: +44 (0)20 7563 4060
SPINK LONDON | 69 Southampton Row Bloomsbury | London WC1B 4ET

#SPINK_AUCTIONS WWW.SPINK.COM

Digitised by the Department of Library Services in support of open access to information, University of Pretoria, 2024

JUNE
2019

The South African Philatelist

All about stamps

THE JOURNAL OF THE PHILATELIC FEDERATION OF SOUTH AFRICA SINCE 1932

volume 95:3. 954

www.sapa.africa

FREE TO AFFILIATED MEMBERS



Tati - Bechuanaland - A newspaper wrapper of 1894 addressed to Sam Edwards



Perkins Bacon 'Chalon Head' Stamps of Natal

NEW ISSUES



Twenty Five Years of Democracy



Fifty Years Since Man First Walked on the Moon



Delving into Perforation Formats of Transkei's First Definitive Sheets

East Rand 100
4-7 SEPT 2019
BENONI

SEPTEMBER 4 to 7, 2019 • BENONI
East Rand 100
JUNASS

9 771812 164020
ISSN 0038-2566

Digitised by the Department of Library Services in support of open access to information, University of Pretoria, 2024

Sandafayre

The Stamp People



Since 1976 our *unique weekly auctions*

offer you **1000's** of lots from **£20** to **£20,000**

Professional descriptions and pricing

(by our full time career philatelists)

Professional Customer service

(from our fully qualified accounting and administrative staff)

Professional packing and shipping

(by our dedicated full time despatch team)

visit Sandafayre.com

Follow us on:

SANDAFAYRE, PARKGATE, KNUTSFORD, WA16 8DX, UK. Tel: +44 (0)1565 653214 Email: stamp@sandafayre.com

Digitised by the Department of Library Services in support of open access to information, University of Pretoria, 2024

JUNE 2019 Vol 95 Number 3 Whole No 954

The South African Philatelist

Contents

The Journal of the Philatelic Federation of South Africa
www.sapa.africa

Awards:
- Large Silver Hafnia 1994,
- Silver Bronze Pacific 1997,
- Vermeil APS Stampshow1999,
- Large Silver Egoli 2001,
- Federation Plaque 2004,
- Silver España'06, Literature Award 2006,
- Large Silver NZ Literature Exhibition 2007,
- Large Silver JAKARTA 2008,
- Large Vermeil IPHLA 2012.

REGULARS

76 Letter to the Editorial Board

79 Closing dates for future issues

80 Phun with Postmarks

82 The 'ABC' of Stamps

92 New Issues

99 Errors on Stamps

105 Society news

ADVERTISERS

74 Sandafayre

78 David Feldman SA

95 Janssen Stamps

104 John & Mark Taylor

107 Stanley Gibbons

108 Spink

FEATURES

77 2019 - East Rand 100 Stamp Show and JUNASS

77 The 'thinking' behind Federation's new Website: www.sapa.africa by Jan Hofmeyr

79 London 2020 Exhibition open for entries Commissioner Patrick Flanagan RDPSA

81 Obituaries: sad farewell to philatelic friends - Mike Dove, Woulfe Cohen (Boesie), Ryno Frylinck and Erik Eitkin

81 Field Post Office 3 - Rand Show by Jim Findlay RDPSA

83 La Poste Française by Chris Mobsby

84 Sam Edwards of Tati by Andrew Briscoe

86 Revenue stamps of the Union: The use of franking machines for revenue purposes by Dr Gerhard Kamffer RDPSA

90 'Print Techniques on South African Stamps from 1910 to 2009 *PART 2* by André du Plessis

93 Fifty Years Since Man First Walked On The Moon by Moira Bleazard

94 Bechuanaland - the 2½c 1961 Surcharge by Dr Lawrence Barit

96 Perkins Bacon 'Chalon Head' Stamps of Natal by Roger Porter

100 The evolution of the perforation of the Transkei first definitive printer's sheets by the TBVC Society

THE EDITORIAL BOARD
Alan Rose: roses@wol.co.za
Moira Bleazard: bleazard@telkomsa.net
Robin Messenger: messenger.robin@gmail.com
Janice Botes *Production Editor*: janice@gdb.co.za
David Wigston: speedbird.imperial@gmail.com
Peter van der Molen RDPSA, FRPSL: molens@pixie.co.za

EDITORIAL CONSULTANTS
Alex Visser : alex.visser@up.ac.za
Chris Mobsby RDPSA, FRPSL: mobsbyc@mweb.co.za
Michael Wigmore RDPSA: dcrocker@lando.co.za
Gerhard Kamffer RDPSA: kamffer@netactive.co.za

FEDERATION SECRETARY
Jill Redmond RDPSA: pfsasec@mweb.co.za.
Tel: +27 (0) 11 917 5304

PRODUCTION & LAYOUT
Janice Botes: janice@gdb.co.za
Tel: +27 (0) 11 454 5940

All South African stamps are reproduced with the permission of SAPO
Post Office

Digitised by the Department of Library Services in support of open access to information, University of Pretoria, 2024



Correspondence to THE SA PHILATELIST should be addressed to the Editorial Board. Material received is most welcome and will be reviewed. Articles, letters and items of interest may be published and stand the chance of being rewarded with a STAEDTLER writing gift.

Sponsored by STAEDTLER®

PLEASE NOTE:

Enquiries regarding subscriptions and membership can be referred to Jill Redmond RDPSA at pfsasec@mweb.co.za Tel: +27 (0)11 917 5304

Contributions and **letters** for the publication must be forwarded to the Editorial Board of *The SA Philatelist*, PO Box 131600, Benoryn, 1504. South Africa or email: janice@gdb.co.za

Subscription & circulation:
Annual subscription rate for 2019 in South Africa is R324.00. For SADC countries, the subscription is R600.00 per year. International overseas, the subscription is R800.00 per year. These prices all include postage via airmail.

Should you have enquiries or wish to subscribe, please communicate with the Membership Secretary/Subscriptions Manager: email: pfsasec@mweb.co.za

Publication: This journal is published by ***The Philatelic Federation of South Africa***. The Secretary is Jill Redmond RDPSA. P O Box 9248, Cinda Park 1463. email: pfsasec@mweb.co.za
Tel: +27 (0) 11 917 5304

Advertising: Rates available from the Advertising Manager, Box 131600, Benoryn, 1504
or email **The Production Editor:**
Janice Botes email: janice@gdb.co.za

Digitisation of The South African Philatelist

The South African Philatelist Journal

1. Over recent years, increasing costs of printing and postage of journals and similar publications have resulted in a migration to digital publication, via the internet and websites. With Federation's recent upgrade of its website, the digital publication of the *SAP* has become more feasible and the PFSA Management Committee is now preparing to propose at the coming Congress in September 2019 at Benoni that digital publication of the *SAP* be implemented, not only for financial reasons but also to avoid delays in postal delivery. It is accepted that some members will prefer to receive a printed copy and for those who cannot print themselves, printed copies to be mailed should remain available but at an additional cost.

2. To show what is being planned, the recent *SAP* April 2019 edition has now been placed on our website, thanks to Jannie Hofmeyr, and can be accessed by going online to www.sapa.africa, then go to '**Publications**', then to '**SAP**' and then '**download April 2019 here**'. This edition was mailed on 25 March at Boksburg and some members may not yet have received it by snail-mail!

3. We invite you to review this *SAP* copy on line, play around with it and see if you can print sections you would like to keep, or to archive this copy in a separate file, or do with it whatever you wish. This copy has been provided so you can consider whether this format is suitable for you, starting with the February 2020 edition which will be the first in the New Year. Until then, current commitments and subscriptions will be honoured with printed copies mailed as at present.

4. As noted, from next year printed copies can continue to be mailed, but at a cost. To determine that cost, we really need to know how many such copies will be required but failing accurate data, an estimate will be provided before Congress, where a decision on this matter needs to be made.

5. Once the *SAP* is distributed digitally (members will be advised by email to download), many other benefits could follow making use of the opportunities of that technology, to name but a few:

- Adding links to articles, where references and further information can be readily accessed, such as previous articles on the same subject
- Indexing, where digital text can be searched for key words
- Electronic filing is more space efficient than hardcopy filing and more easily retrievable
- If 'open access' is adopted, where anyone anywhere can access the SAP, then there would be a tremendous opportunity to showcase South African philately to the world.

6. We strongly believe that digitising the *SAP* will be good for South African Philately and its members and we hope that agreement can be reached on this. I would like to thank particularly Ian Matheson and Emil Minnaar for their advice and support in this matter and you are welcome to contact any of us for further information you may require.

Peter van der Molen
Chairman, The SAP Committee



The first SAP on the Web - April issue; it is likely that the future publications of this year will also be put on the Web in addition to mailing hard copies to all members.

DISCLAIMER:

The views expressed in this publication do not necessarily represent those of the Philatelic Federation of South Africa. While every effort is made to ensure accuracy and honesty in the editorial columns of this magazine, the publisher and editor cannot be held responsible for inaccurate information supplied and consequently published. Publication of articles is subject to availability of space and cannot be guaranteed in each edition. Copyright for material published in this magazine is strictly reserved. Illustrations are not necessarily actual size because of space constraints.

EDITORIAL POLICY:

The Editorial Board reserves the right to accept or decline any articles, letters or any other material submitted for publication, and reserves the right to effect minor changes of spelling, punctuation, grammar and word choice without requesting prior permission from the author(s). For more substantial revisions, such as shortening or restructuring, either the Board will request the author(s) to effect such changes or will propose amendments to the author prior to publication - if no agreement can be reached then publication will be declined.

Digitised by the Department of Library Services in support of open access to information, University of Pretoria, 2024

The 'thinking' behind Federation's new Website:

... a summary of the detailed mail sent to all Societies, from Jan Hofmeyr



Our website, www.sapa.africa, was not designed to 'teach' people about stamp collecting, but to stimulate collecting activities that will increase interest in the hobby - whether people are collectors or not.

We took a number of factors into account for the new design:

1. The menu at the top should be simple and easy to read in a single line.
2. No paragraph should be longer than two or three sentences.
3. Words and pictures should combine in an attractive layout to keep people browsing.
4. The main graphic must leave space at the bottom to 'tease' people into scrolling down.

Choice of font: 'Times New Roman' is the best choice, being economical and easy to read.

Finding what you're looking for: Names for each menu item must be unambiguous with a clear meaning, and with just a couple of clicks it must be possible to get to where you want to be. The main and sub-menu items are all on the same page, with content for each, simply stacked.

What you can already do: Last year the Royal of Cape Town held a successful amateur consulting day called 'Stamps in the Attic', where people brought their stamps in for an appraisal. 'Is it Valuable' is an online version of the same idea and it is already available. Anyone can scan and upload anything that they'd like us to look at.

This leads to whether or not the item is authentic and on the website we offer advice on how to have something expertised. Stamps can also be screened for potential value. Our website *already* enables basic grading from an online view of a stamp and in the next few weeks, it will enable online payments.

What you will be able to do in the next few weeks: **Buy/sell/wants** are in a classical 'smalls' section. You will be asked to complete a form, describe the item, scan and price it, together with your contact email. Click on 'submit' and a neat 'smalls' box will pop onto the web page. 'Wants' will be simpler - fill in the form and submit.

In the future, when we're properly digital: Archives online will allow one to search for anything; obtain a list of everything that's ever been published; click on topics of interest and have them on your desktop in minutes. Longer-term we're planning a single, online link to all the philatelic libraries in South Africa where one can search the catalogues of these libraries for books on any subject.





VENUE: The Lakes Hotel.
1 Country Lane, Lakefield. Benoni.

DATE : Wednesday **4 September** to
Saturday **7 September 2019**

CHAIRMAN OF THE ORGANISING COMMITTEE : Ian Matheson RDPSA

EAST RAND 100 A special canceller has been designed for the ER100 Stamp Show, as shown on the front cover and will be available from the SA Post Office booth at the exhibition venue. Here you will be able to make your own covers for the event using your own stamps or those available from the PO booth. The canceller shows a simplified version of the ER100 logo headgear. In the forthcoming weeks final entry forms will be sent to those who submitted provisional entries. This will be done via e-mail and we would like exhibitors to return their final entry forms as an attachment to an e-mail. This will help speed up the process considerably.

See you in Benoni in September.

JUNASS is back on the East Rand and is an add-on to the East Rand 100 Stamp Show. The theme is 'mining' which is represented by the image of a miner in the JUNASS 2019 logo. This matches with the ER100 logo which shows a stylised headgear symbolising the mining origins of the various East Rand towns. Entry forms and the prospectus are available from the new website: https://www.sapa.africa or from Andre du Plessis at andredupfs@gmail.com. The entry fee is R25.00 and entry forms need to be with Andre by 1 July 2019. There are three broad sections;

• Medal Class with five age categories • Star Class for beginners who can submit 8, 12 or 16 pages • Club Exhibit, with a page or two contributed by each member

JUNASS will take place at the same time and at the same venue as ER100.



Digitised by the Department of Library Services in support of open access to information, University of Pretoria, 2024

David Feldman
INTERNATIONAL AUCTIONEERS

Consign with us

For over 50 years, David Feldman has been entrusted to assist thousands of collectors from all over the world with finding a new home for their prized philatelic treasures.



Our Philatelists will be travelling to South Africa in the coming months and will be available to value your collections and discuss consignments to our auctions in Switzerland.

Please contact us to make an appointment or to ask any questions about consigning with us:

Email: info@davidfeldman.com
Telephone: + 41 22 727 07 77

David Feldman SA
59, Route de Chancy
1213 Petit Lancy, Geneva, Switzerland
Tel. +41 (0)22 727 0777
Fax +41 (0)22 727 0778
Email info@davidfeldman.com

www.davidfeldman.com

Digitised by the Department of Library Services in support of open access to information, University of Pretoria, 2024

Elected as new signatories to the Roll of Distinguished Philatelists

AT THE ANNUAL MEETING OF THE BOARD OF ELECTION ON 21 MARCH 2019

by Jon Aitchison RNCP FRPSL. Keeper of the Roll of Distinguished Philatelists

The invitation to sign the Roll is the highest and most prestigious of honours in philately, which recognises achievement, research, publication and service. The Roll was instituted in Harrogate in May 1921, when the initial 39 names were added to the Roll. The signature of His Majesty King George V appears at the head of the Roll as the first signatory.

This year's signing ceremony took place in the Hall of Mirrors - Spegelsalen - of the Grand Hôtel, Stockholm, Sweden on Friday 31 May 2019 at the Stockholmia 2019 exhibition.

There are currently 84 living RDPs from 25 countries spread over six continents. More details on the Roll of Distinguished Philatelists can be found at: http://www.abps.org.uk/Awards/Roll_of_Distinguished_Philatelists/index.xalter



Prakob Chirakiti RDP, FRPSL *(Thailand)*



Guy Dutau RDP, FRPSL *(France)*



Hany Salam, RDP *(Egypt)*



Alan Warren, RDP, FRPSL *(USA)*

Nominations for consideration in 2020 are invited until 31 December 2019. Details of requirements and a nomination form can be found at http://www.abps.org.uk/Awards/Roll_of_Distinguished_Philatelists/index.xalter

2 2 LONDON

London 2020 Specialised World Stamp Exhibition 2- 9 May 2020

South African Commissioner:
Patrick Flanagan. Tel: + 27 83 265 5649
Email : patf@fgprop.com

GREAT NEWS FOR LOCAL EXHIBITORS

Please take note of the fact that frame fees are to be subsidised by PFSA to the extent of 75% thereof - this brings the frame fees to an amount of GBP17.50 per frame (down from GBP70). Take advantage of the substanial discount and get international recognition for your exhibit.

Spring STAMPEX 13th-16th February 2019

Business Design Centre, London

STAMPEX is organised between the Philatelic Traders' Society Ltd, which deals with the trading stands, and the Association of British Philatelic Societies, which arranges the philatelic exhibitions consisting of both competitive and non-competitive displays. This year the lead society was the Royal Philatelic Society London on the topic of King George V material, where members showed 35 competitive exhibits and 25 displays. The excellent catalogue for this part of the show was produced as a supplement to the *The London Philatelist* with participating members from Cyprus, France, Germany, India, Italy, New Zealand, Pakistan, Saud Arabia, the USA and the UK, including a great display from the Society's own collection. This was the beginning of the Society's 150th Anniversary, which will be followed by a celebratory lunch in London 10 April, then STOCKHOLMIA 2019 and many local celebrations, finishing with LONDON 2020. The winner of **'Best in Show'** was awarded to Patrick Flanagan from South Africa for his *'The George V Southern Rhodesia 1924 First Definitive Issue'*. He is seen here to the left with the Silver Mail Coach trophy, presented by Richard Stock, President Elect of the Royal Philatelic Society London.



Photographer: Dane Garrod

The ABPS national competition attracted 13 Traditional Philately exhibits, three Postal History, one Postal stationery, six Revenues, four Thematic, one Aero, two Open Philately, three in the national class of Ephemera, and six in Philatelic Literature. The quality of the exhibits was high as can be seen from the awards: 14 Large Gold medals, 12 Gold, 32 Large Vermeil, 19 Vermeil, four Large Silver, one Silver, and one Silver-Bronze.

South African Virtual Philatelic Exhibition

SAVPEX 2019

www.sapa.africa

Judging takes place during the month of August. Exhibits plus results to be uploaded to the Federation website by 2 September 2019.

The SA Philatelist

Publication closing dates for **FINAL** submission of Advertising Material to avoid late delivery ; ***ARTICLES should be submitted in the month prior:***

- ***August*** 2019 - Vol. 95: 4. 955 **09/07/2019**
- ***October*** 2019 - Vol. 95: 5. 956 **10/09/2019**
- ***December*** 2019 - Vol. 95: 6. 957 **08/11/2019**
- ***February*** 2020 - Vol. 96: 1. 958 **06/01/2020**
- ***April*** 2020 - Vol. 96: 2. 959 **09/03/2020**

Digitised by the Department of Library Services in support of open access to information, University of Pretoria, 2024



Phun with postmarks

by Alex Visser RDPSA, Pretoria Philatelic Society Email: alex.visser@up.ac.za

Year 2000 and postmarks

Do you remember the anticipated chaos when the clock reached 23:59 on 31 December 1999?

It was rumoured that the world would come to a standstill. Most organisations had been preparing for years for the event. The SA Post Office was also in a quandary, as many date stamps could not go beyond 1999. At the time it was reputed that Postmasters had to submit impressions of all the date stamps in use, so that the year 2000 (Y2k) date stamps could be produced containing the same information as the old date stamps.

For this column Bloemfontein was selected to determine whether this in fact happened. Old postmarks used up to the 1990s (some were already in use in the 1970s) as well as the Y2k date stamps are from my collection.

Fig.1 shows the old date stamp with the corresponding Y2k postmark for instruments without counter number. 'S.AFRIKA-S. AFRICA' became 'R.S.A.' The other two Y2k postmarks are without and with postal code.



Fig.1: Examples of earlier postmarks and Y2k instruments without counter code.

Counter numbers from 17 to 34, 42, 43, 58, 86, 92 and 94 have been recorded for the Y2k style, with the exception of numbers 29, 30 and 33. An example of number 20 is shown in Fig.2 of the before and after situation. Y2k number 30 has not been seen, but evidently the old date stamp was used after 2000, in 2009 as shown in Fig.2c.

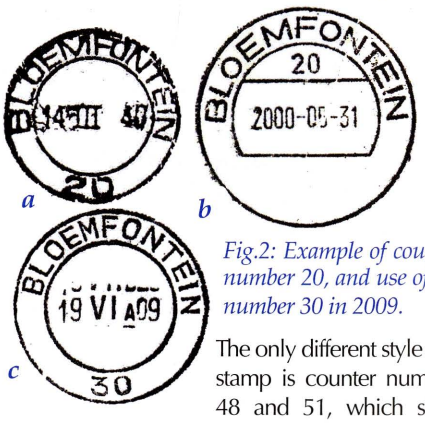

Fig.2: Example of counter number 20, and use of old number 30 in 2009.

The only different style date stamp is counter numbers 48 and 51, which show 'PO-PK', as illustrated in Fig.3 for number 48.



Fig.3: Date stamp number 48 with 'PO-PK' at base.

There are several intriguing date stamps showing 'NB 5', 'NB 6' and 'N' at base. In Fig.4 the 'NB 5' pair is shown. Originally these were used at Nie-blank or Non-European counters. The old 'NB 5' has been seen used as late as 1995, and the others up to 1977 and 1983 respectively. These counters no longer exist, which poses the question why they were produced?



Fig.4: Non-European counter 5 date stamps.

The Y2k Box date stamp, shown in Fig.5 reflected the old date stamp with number 1. By 2012 a counter number 1 date stamp appeared, which was strange as no counter numbers between 1 and 15 had been in use approaching 2000. It is hypothesized that 'BOX/BUS' was excised.



Fig.5: Variations of BOX date stamp.

The last two Y2k date stamps are 'PRIORITY/VOORKEUR' with postal code, and the hand roller canceller, also with postal code, but with the street code 9301, shown in Fig.6.



Fig.6: Priority & hand roller canceller date stamps.

Since all the Y2k date stamps have now been discussed; comparing these with old date stamps that were used approaching the year 2000, the following date stamps may still be found:

- Counter number 16, as this was used until 1987.
- 'PAID' hand stamp, which was still valid up to about 2002.
- A 'RLS' (registered letter section) date stamp.
- 'REPOSTED/HERPOS' date stamp used in the sorting office for mis-sorted mail.

This exposition shows how much information is available even from a single post office such as Bloemfontein, and the remaining challenges even for modern material. Furthermore, it appears reasonable that the Y2k date stamps were made after the earlier date stamps.

Corrigenda *April 2019 SAP*, Phun column

The is the correct version: "In the Putzel Encyclopaedia, the Springs Daggafontein is indicated as being 'Extremely Rare' which is clearly an error, which Putzel corrected on p. 243 of Vol. 2 of the Postmark Books. No postmark has been recorded for the Mine, which only functioned for 4 months". Remove 'MINE' *after Daggafontein.*

Die oorskakeling van die datumstempels wat nie kon oorslaan na die jaar 2000 nie, het interessante gevolge gehad, soos in hierdie rubriek getoon. Drie datumstempels wat vroeër verband gehad het met nie-blanke toonbanke is wel volgens die nuwe styl vervaardig. Hulle is sekerlik nie vir afsonderlike toonbanke gebruik nie. Die oorsig het getoon dat daar êrens nog stempels is wat gevind kan word. Dit ten spyte van die soektog deur al die kluise in die hoofposkantoor gedurende 'n besoek aan die Takbestuurder in 2016.

All images reduced by approx. 10%

Digitised by the Department of Library Services in support of open access to information, University of Pretoria, 2024



Wilfred (Boezie) Cohen

3 May 1926 - 17 March 2019

A founding member of the Springs Philatelic Society, 'Woulfie' Cohen also served as Treasurer and Chairman at various times; he was also the last President of that Society.

His extensive knowledge of stamps began 50 years ago when he found sleep difficult and used that time to spend on his collections of stamps. As a pharmacist in Springs, he was known as a compassionate and colourful man who went out of his way to assist everyone - even those who had fallen on hard times.

His sister in America describes him as a lover of ice cream, philately, jazz music and sport; watching TV on golf, rugby or soccer while he *"did his stamps"*. Customers, family and friends supported him in these interests. His humour wasn't appreciated by all - rather risqué jokes, people either loved or disliked him; no middle ground. However, news of his passing came from around the world. R.I.P Woulfie.



Major Ryno Frylinck

9 July 1938 - 28 April 2019

Ryno joined the army as a young man and advanced to the position of Major in the Cape Town Rifles. He joined the Wits Society as a home member in 2001 and he and his wife Audrey very seldom missed a meeting. Ryno was an active and knowledgeable philatelist.

At various times Ryno was a member of the Johannesburg Philatelic Society, the WPS and the Sandton Philatelic Society. He served in various roles on society committees and at International and National exhibitions, arranging accommodation for international visitors and setting up of exhibiting facilities.

As a mentor to fellow collectors and philatelists, he provided advice, encouragement and assisted at local stamp fairs and auctions. He resigned from the Society about two years ago as he intended giving up philately and concentrating on his church activities as an Elder. He will be dearly missed by all.



ERIC ETKIN

A GIANT OF A MAN

Eric was born in Berlin in 1929, where his father sold beds. It was a difficult time for the Jewish people and consequently, with the help of the Kindertransport scheme, Eric and his sister Ilona were sent to the UK. On arrival in England, they lived with a family in North London and evacuated to a farm near Stevenage during the WWII. They were later joined by their parents. His father wanted Eric to be an Accountant or Lawyer yet Eric found enjoyment in his uncle's stamp shop which became his chosen career.

Eric developed his business to become one of the leading philatelists and stamp dealers of his generation, first through his own business and then through the merger with Angus Parker's Argyll Stamp Company to establish Argyll Etkin Limited. Eric was indefatigable and had an enormous zest for our hobby; he travelled extensively and frequently to Europe, America, Asia, Australia and South Africa. He was also a keen visitor to Brazil, India, Japan, Korea and Thailand. Aside from philately, Eric enjoyed singing, travel, and his family. Our sympathies are with his wife Barbara, children Justin and Karen and his grandchildren.

These comments from leading philatelists say much about Eric:-

- *"Although small in size,he was a giant in the philatelic arena and as a relative newcomer, I admired his ethics and professionalism as he stood tall among his peers"*
- *"I knew him for more than 50 years and had an opportunity to acquire several beautiful pieces".*
- *"A true philatelist who had a deep knowledge not only of stamps but also had a great respect for those people he dealt with."*
- *"Eric was of the first to recognise the importance of the Asian market and his enthusiasm for the market was evident. He did so much to develop the philatelic market in South Africa too".*



Mike Dove

We record here the sad news of Mike Dove's passing on 10.4.2019; he had been ill for some time. We pay our respects and sincere condolences to his friends and family. An obituary, which was unavailable at time of press, will be published in the next issue of *The SA Philatelist*

FIELD POST OFFICE 3

AT THE RAND SHOW, JOHANNESBURG, 2019

by Jim Findlay RDPSA, Philatelic Society of Johannesburg and S.A. Military Mail Study Group

As in 2011 and each subsequent year, the South African National Defence Force (SANDF) has been a major exhibitor at the Johannesburg Rand Show from 19 to 28 April 2019. (19 April was Good Friday).

An annual trade and industry show is held at the Exhibition Centre (Expo Centre) in the suburb of Nasrec over the Easter holiday period. Field Post Office 3 (FPO 3) has participated at the Rand Show since 2011. Apart from the date details of the use of the FPO 3 datestamp remain unchanged from previous years, which are recorded in previous issues of the *SAP*.

11 Field Postal Unit provided a commemorative postcard with the Rand Show logo celebrating 125 years in existence which was available for the public to use at the Field Post Office stand. Previously known as the Witwatersrand Agricultural Society Show and the Rand Easter Show, now the 'Rand Show' celebrated its 125th Anniversary in 2019.



The 125th Rand Show commemorative postcard with the FPO 3 datestamp.

Digitised by the Department of Library Services in support of open access to information, University of Pretoria, 2024

The ABC of stamps

by David Wigston, East Rand Philatelic Society





COMMEMORATIVE VS DEFINITIVES

Most of the stamps used to pre-pay postage belong to one of two broad groups, definitives or commemoratives. Here are the basic differences between the two types:

Commemoratives

Commemorative stamps have a dual role; to pre-pay postage and highlight a specific event, topic, person or anniversary. Commemoratives differ from definitives in that there are fewer stamps per set, sometimes only one stamp; and they are only available for a limited period of time.

New South Wales is considered to be the first postal authority to issue a commemorative set of ten stamps in 1888 to mark the Centenary of the arrival of British settlers at Sydney Cove. Fig.1 illustrates two values from the set which remained in use for twelve years.



Fig. 1

The adoption of commemorative stamps was slow to take off. The next set of 16 stamps was issued on 2 January 1893 by the USA for the Columbian Exposition in Chicago honouring the 400th Anniversary of the arrival of Christopher Columbus (Fig.2). Greece issued a set of 12 stamps for the resurrection of the Olympic Games in 1896 (Fig.3) and a year later Canada celebrated Queen Victoria's Diamond Jubilee with a set of 16 stamps (Fig.4).



Fig. 2



Fig. 3



Fig. 4

While the UK might have been the first country to introduce the use of stamps to pre-pay postage, they lagged behind in the race to introduce commemoratives. The first British set was issued for the British Empire Exhibition (Fig.5), a colonial exhibition held in 1924–25.

Two denominations, a penny red and a three halfpenny brown, were produced.



Fig.5

They were issued again the following year with '1925' replacing '1924'.

The collecting public and dealers alike did not take kindly to this new trend of using stamps to commemorate certain events largely because of the high number of stamps in each set, and tried to boycott further issues. The Society for the Suppression of Speculative Stamps was formed in 1895 to blacklist what was considered to be an excessive issue of stamps. The 1897 UPU Conference in Washington passed a resolution making commemorative stamps invalid for international postage. Neither effort succeeded. The UPU resolution was ignored by post offices while the Society collapsed as unscrupulous dealers continued to trade the new commemorative stamps, making handsome profits in doing so.

While there really is no need for commemorative stamps, as definitives are adequate for covering the costs of postage, commemoratives do serve a purpose. They illustrate history and traditions, pay homage to the famous and highlight the image of a country. The issuing of commemorative stamps gained traction in the 1980s and became prolific by the 1990s and the trend continues. As an example, the USA Elvis stamp (Fig.6), issued 8 January 1993, is considered the most widely publicised stamp and top selling issue in the history of the U.S. Postal Service. The USPS printed 500 million copies, three times the usual print run for a commemorative stamp.

Definitives

Definitives are stamps intended for ordinary postal usage over a long period of time. Unlike commemoratives, they are issued for no special reason other than the pre-payment of postage.



Fig.6

However, some countries, like South Africa, have a specific theme for a definitive series. Table 1 lists the definitive sets issued since becoming a Republic. Two examples from the 8th definitive issue are illustrated in Fig. 7.

Series	Date of issue	Theme
1	31 May 1961	
2	20 November 1974	
3	27 May 1977	Proteas
4	15 July 1982	Buildings
5	1 September 1988	Succulents
6	3 September 1993	Endangered Fauna
7	15 November 2000	Colourful South Africa
8	27 October 2010	Beadwork

Table 1: South African definitive issues

Definitive sets usually consist of a large number of stamps as the values cover a variety of postal rates. As they are in use for years, stamps are added to the set as required by postal rate changes, or are reprinted when stocks dwindle. The need to print additional values is resolved by including several No Value Indicator (NVI) stamps in the set. The term 'definitive' was coined by collectors after World War I as an alternative to what were known as regular or permanent issues.

The most extensive definitive series in terms of numbers issued, duration and varieties recorded, belongs to the GB Machins. First issued on 5 June 1967 with three stamps, the design is still used



Fig.7

52 years later. Depending on what is included, about 190 stamps have been issued. As a result of this vast number of stamps and subsequent complexities, collecting Machin definitives has become highly specialised. They are named after Arnold Machin, the sculptor of the bas-relief image of Queen Elizabeth II used on the stamp. Fig.8 shows the 5p grey-violet, issued 15 February 1971, as part of the conversion to decimalisation. II used on the stamp. Fig.8 shows the 5p grey-violet, issued 15 February 1971, as part of the conversion to decimalisation.



Fig.8

Digitised by the Department of Library Services in support of open access to information, University of Pretoria, 2024

LA POSTE FRANÇAISE



by Chris Mobsby RDPSA, FRPSL, RNCP Witwatersrand Philatelic Society

Several years ago while travelling by car through the French countryside and particularly in the west-central *département of Indre et Loire*, I happened across the charming country town of Amboise. I was to learn that this was the town in which Leonardo da Vinci, the painter who was to give the world the enigmatic *Mona Lisa*, spent much of his life and where he died in 1519. The house that he occupied has been preserved almost as a shrine and now features a display of reproductions of his paintings and of models of many of the inventions that are credited to the great artist. However, it was elsewhere in the town that I discovered another establishment which, for me at least, was of equal interest, *La Musée de la Poste*. It was here that I learnt, among much else, that the English word 'post' is in fact derived from the French *poste* meaning the place at which, in earlier years, mail carriers would have been able to acquire sustenance and fresh horses. The museum itself is housed on the three floors of a beautiful renaissance building. Again, the word 'renaissance' is of French origin meaning, literally, 'rebirth' and was first recorded in a written account of the re-establishment of civilisation in Italy. Nowadays, it is applied to the period from about 1350 in Italy and from some one hundred years later in the rest of Europe up until the 17th Century. During this time the world was rediscovering the ideals of ancient Rome and Greece, particularly in such fields as science, medicine, philosophy and law, thereby emerging from the Middle Ages into the enlightened period now classified as 'Modern History'.



One of the two picture postcards that I bought at the museum included a photograph of the exterior of the museum itself together with some of the beautifully maintained gardens that surround it. The same card also features an American stage coach, a postilion's boots and photographs taken in the display on the ground floor that includes one of several excellent models. The second floor is also shown on the postcard and was devoted to the development of sea mail. With colonies in South America, North Africa and the Far East, a reliable sea-borne mail service was vital to the French Government and, for this purpose, they contracted a private company that became *Les Messageries Imperiales* in 1853. In 1861 it included sixteen ships in its postal fleet and remained in operation until 1972. A wealth of posters, engravings and illustrations provide a fascinating glimpse into this aspect of the postal history of the country. Between these two levels, the first floor featured the history of the letter post, with particular reference to military mail, and included fittings from the coaches of Napoleon I and harnesses used by Napoleon III.



The second postcard that I have illustrated is, apparently, a reproduction of a 19th Century lithograph by *Leconte et Jazet* and shows, somewhat dramatically, a French stage coach on the verge of toppling into a deep ravine. In the absence of a coachman, the postilion, who, whip in hand, is shown correctly on the left rear horse, would have been responsible for the handling of the horses, a task that has evidently got out of hand to the extreme alarm of the seven passengers and the horses themselves.

Sadly, a footnote at the bottom of a description of the museum that is available on the Internet, makes the announcement that the *"Museum (is) closed, (and that) the collection is at the Musée de la Poste in Paris"*. Doubtless, while this move would have made the display more convenient both for a number of French philatelists and for visitors from overseas, it will, I feel, have deprived the town of Amboise of a unique attraction.

Digitised by the Department of Library Services in support of open access to information, University of Pretoria, 2024



SAM EDWARDS OF TATI

by Andrew Briscoe, Witwatersrand Philatelic Society

Sam Edwards, also known as 'Far Interior Sam', 'Induna Sam', and – to many Africans – simply as 'Samu' was born in 1827, the son of a missionary. During his long and colourful life, he worked as a hunter, trader, explorer, transport manager, interpreter, British agent, guide, mine manager, and postal agent. He died in Port Elizabeth in 1922. *"A friendly man, he knew and was associated with all the hunters and explorers of the nineteenth century in Southern Africa... His knowledge of dialects and languages was phenomenal and he was able to inspire in the minds of Bantu chiefs such as Khama the Great and LoBengula, a great deal of confidence in the white man."* Edwards also participated as a Major in Warren's Bechuanaland Field Force which expelled Boer freebooters from Bechuanaland and led to the establishment of the Protectorate in 1885.



Fig.1: A sketch of Sam Edwards.

Edwards the Postal Agent

In August 1888, Edwards was appointed as the first Postal Agent at Tati, then located in the 'trans-protectorate' area. This triangular tract of land, located between the Shashi and Ramaquabane rivers, was a disputed territory claimed by both Khama, Chief of the Bamangwato people in the Bechuanaland Protectorate, and LoBengula, King of the Amandebele based near Gubulawayo in Matabeleland. The territory was annexed to the Protectorate in 1895 and today forms part of the North-East District of Botswana.

In 1888, before the arrival of the railway line, Tati was something of a communications hub, the place where the coach and runner road from Mafeking to Buluwayo met with the new road east to the military camp at Macloutsie and with the old hunter road to Pandamantenga and Zambesia in the north west. A circular datestamp with TATI around the top and BECHUANALAND around the base was issued to Edwards for cancelling the mail in early August, 1888.

On 15 August, Edwards despatched the first official mail from Tati, but did not use the datestamp. Instead, he cancelled the stamps in manuscript ink 'Tati 15/8/88'. Only two examples of this manuscript cancellation have survived.



Fig.2: An example of the TATI / BECHUANALAND date stamp.

We don't know why Edwards did not utilise the TATI / BECHUANALAND datestamp to cancel the first mail, but he did use it to cancel the second post, which left Tati on 21 August, 1888. Some eight or nine examples of postage stamps cancelled with this datestamp are known, one of which is illustrated in Fig.2. In fact, this was the only post for which the TATI / BECHUANALAND datestamp was used. When the Rev C.D. Helm, the postal agent at Gubulawayo, learned that Edwards was using a canceller which identified Tati as part of Bechuanaland, he anticipated that this might offend Lobengula and provoke political unrest. He therefore sent an urgent message to Edwards, suggesting that the datestamp should be altered. Edwards agreed, and BECHUANALAND was immediately filed from the datestamp. For the third and subsequent posts, only TATI and the date were included in the canceller, as illustrated in Fig.3.



Fig.3: The date stamp with BECHUANALAND removed

The demise of Tati

The original plan for the railway line from Mafeking northwards to Matabeleland passed through Tati, but unsuitable terrain resulted in this being abandoned in favour of a route to the west, near the Monarch Mine in Francistown. In July 1897, the Tati Company moved its administrative offices from Tati to Francistown, and the postal agency was also transferred from Tati to Francistown. By this time, Edwards had already left Tati.

In 1893, he went on a trip around the world and spent most of the next 30 years in Port Elizabeth until his death at the age of 94. By 1894 when the newspaper wrapper illustrated in Fig.4 was posted, he was no longer resident in Tati.

The proposed Francistown administrative building

Although Sam Edwards left Tati in 1892, he visited Francistown on many occasions and was quite influential in the town's development. The gardens now called Central Park were for many years known as Sam Edwards Square. He was sufficiently attached to the 'new' town that he produced a sketch plan for a proposed multi-purpose administrative building. A copy of the sketch is illustrated in Figure 5, which was apparently found amongst Edward's papers in an attorney's office in Port Elizabeth after his death. The plan for the proposed building was divided into four sections – a Customs Office, Magistrates' Offices, Court Rooms and a Post Office – although only the latter contains any internal detail.

The layout of the proposed Post Office is similar to that found in many of the Cape Post Offices of the time. The

Digitised by the Department of Library Services in support of open access to information, University of Pretoria, 2024



Fig.4: A newspaper wrapper of 1894 addressed to Sam Edwards

central area comprises the Circulation Branch where the mail was to be sorted. The counter for the reception of mail from members of the public and the sale of postage stamps is located off the verandah at the front of the office. There is also a safe for storing stamps, cash and valuables; a *Poste Restante*, and two sections marked 'Private Boxes'. The Telegraph Quarters are located in a separate office at the rear of the Post Office, adjacent to the stores and archives room.

Although Sam's proposal for this building were not acted upon by the Protectorate's administration, there is no doubt that he made a significant contribution to the development of postal services in the northwest of the country.

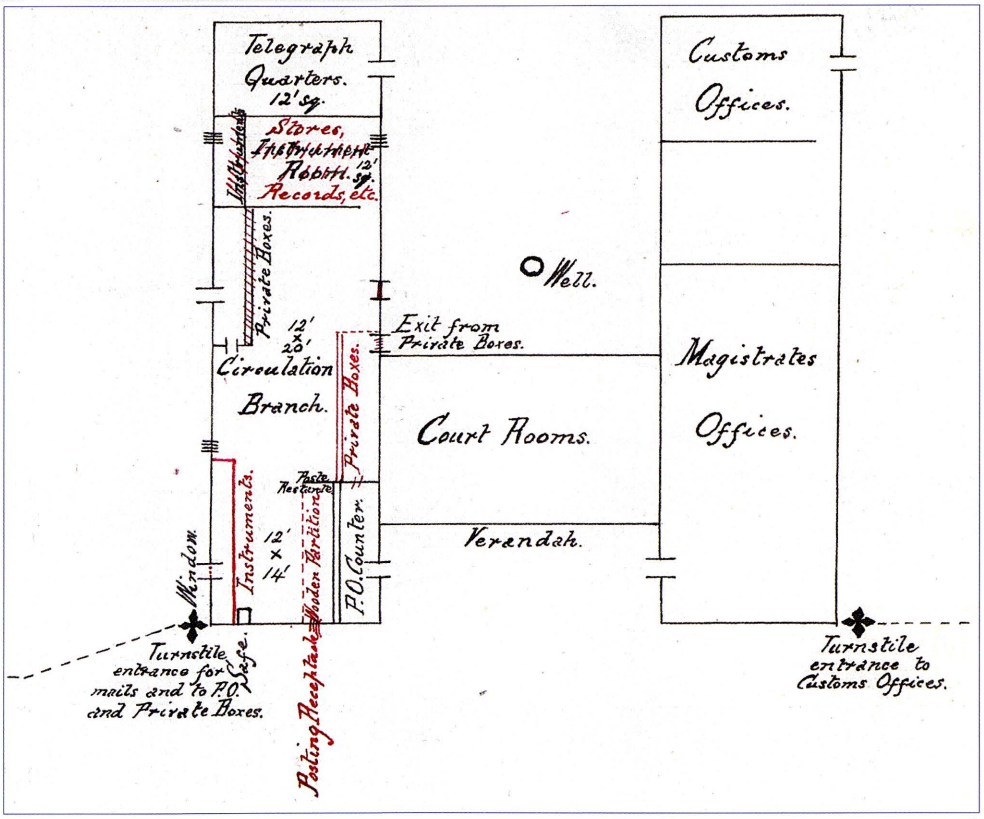

Fig.5: (at right) Plan of the multi-purpose administrative building proposed for Francistown by Sam Edwards

Bibliography

- Holmes H.R., *The Postage Stamps, Postal Stationery and Postmarks of the Bechuanalands*, The Royal Philatelic Society of London, 1971, London.
- H. Vaughan-Williams, *A Visit to Lobengula in 1889*, Shuter and Shooter, Pietermaritzburg, 1946
- E. Kenneth Wright, Tati, *Journal of the Rhodesia Study Circle*, Volume 38, Numbers 1 and 2, pp 37/48 and 88/96, 1988.

HEY SUGAR!

I wonder if any of our readers knows which country first invented the sugar cube - and it wasn't the USA, despite their proclivity for over-sweetened beverages!

It was first made, circa 1840, in the sugar refinery of a town called Dačice within the Habsburg Monarchy (now part of the Czech Republic). Jakub Rad, the refinery director, began manufacturing candied fruit, sweets and chocolate in order to make better use of some of the sugar refinery products.



The 'difficult to use' shapes of sugar products such as cones, hats or loaves made Rad come up with the idea of a cube – easy to form, store and pack. The patent for the production of sugar cubes was soon acquired by Prussia, Saxony, Bavaria, Switzerland and England, and an improved form of Jakub Rad's invention is still used by sugar refineries today.

This stamp was released in March 2019 by the Czech Republic. The artist used the same humour to also design a first day cover depicting a waiter carrying a sugar loaf and sugar cubes.

Digitised by the Department of Library Services in support of open access to information, University of Pretoria, 2024



REVENUE STAMPS OF THE UNION SOUTH AFRICA:

THE USE OF FRANKING MACHINES FOR REVENUE PURPOSES, FARM BUTTER LEVY STAMPS, NATIVE TAX LABELS AND MUNICIPAL TAX STAMPS AND LABELS AND NATIVE TAX STAMPS

by Dr Gerhard Kamffer RDPSA, Pretoria Philatelic Society

The use of franking machines for the stamping of receipts and certain other instruments in the place of revenue stamps

In the Act of 1911 provision was made for the use of impressed revenue stamps by means of franking machines.

In terms of receipts, instruments or machines authorised by the Postmaster-General for denoting the payment of postage charges, may also be used for denoting payment of the stamp duty. This was subject to the granting of a certificate by the Commissioner for Inland Revenue and in compliance with the regulations published under Government Notice No. 1048 dated 26 June 1931.

Examples of these could be included in any Union revenue stamp collection. Furthermore a study of the different types of franking machine designs can also be included.

It was also stated in the Act that no such instrument or machine shall be used for denoting the stamp duty unless the duty in respect of such receipt shall have been prepaid and a certificate issued by the Commissioner for Inland Revenue. It was also a requirement that every impression by which stamp duty was denoted shall be made directly upon the face of the relative receipt. Furthermore the impression made by the die should be of a distinctive design and colour approved by the Commissioner.

In Chapter 9 of his book *'An Introduction to the South African Franking Meter Marks'*, Andries van der Walt identified the following types of franking meter machines that have been used for the franking of legal documents in the place of revenue stamps:

- Franco type with key letters: FR. A feature of this type is a design with a perforated border with the single lined border inside the perforation.
- Universal type with key letters: UR. In this case the meter has a perforated border with the words: *'Union of South Africa/Unie van Suid-Afrika'* with Suid-Afrika unhyphenated in one line (Figs.1 & 2).



Fig.1: Specimen imprint on a cover to the Universal Postal Frankers Ltd in London dated 1951 with the code 'UR'.



Fig.2: Promissory Note for the value of £14/10/2 dated 13 February 1956 with a Franking Machine cancellation for 7d printed on the back of the document. Note the number or code 'UR53' that was allocated to a specific company or organisation for control and audit purposes.

- A variety of franking machines were used, for example the Pitney Bowes machine (Fig.3). A feature of the Pitney Bowes type was the key letters: P.B.R. (Fig.4). A different type with the key letters 'SR' was also introduced in the 1950s (Fig.5).
- Hasler type with key letters: HASR. A feature of this type is a rectangular fancy frame design probably only used after the Republic of South Africa that was established on 31 May 1961.

Dairy Butter Levy Stamps

Dairy Butter Levy Stamps are some of those interesting issues that can be included in a Union revenue stamp collection because they represented a levy or a tax that was paid.

During the slump in 1922 the dairy industry faced a serious setback due to low and fluctuating prices causing a build-up of surpluses. Consequently the Board of Trade and Industries was instructed by the Union government to investigate the position. They



Fig. 3: Pitney Bowes franking machine.



Fig. 4: The Union Government decided to move from sterling to decimal coinage on 14 February 1961. The conversion from sterling to decimal coinage necessitated that the franking machines had to be adjusted with values expressed in the new currency. Example of a specimen with the value expressed in Rands and Cents. Date: 10 January 1961.

Digitised by the Department of Library Services in support of open access to information, University of Pretoria, 2024

found that there was a lack of coordination of supply, manufacturing and distribution. On their recommendation the Dairy Industry Control Board was established in 1930.



Fig.6: (above) Strip of three stamps with the control number in the margin in a darker colour than the stamp illustrated in fig.7.



Fig.7: (at left) These stamps were printed in sheets of 60 stamps perforated in the middle to make provision for two ½d stamps.



Fig.5: Specimen of a franking machine imprint dated 20 May 1953.

The Board's functions were as follows:

- the fixing of milk prices, the registration of all manufacturers, to administer a small levy on butter and cheese, payable by every registered processor to fund activities of the advisory board established to monitor the industry's role-players, and to implement an efficient grading system with regular inspections etc.

It was for the purpose of administering the levy that the Farm Dairy Butter / *Plaas Melkery Botter* stamps were printed.

These stamps printed by the Government Printer and issued on 17 October 1930, going on sale on 1 November 1930 at most post offices for the convenience of officials and farmers (Figs.6&7).

Butter products, especially farm butter, were officially graded according to quality before leaving the Union.

The following was indicated in the *Union Gazette Extraordinary* dated 23 January 1930 in the Bill to establish a dairy produce control board:

- All farm butter sold by retail, after the imposition of a levy on farm butter by the board, shall be delivered to the purchaser in a closed package to which is attached in a manner prescribed by regulation a farm butter levy stamp of a value corresponding with the levy imposed on the quantity of farm butter contained in such a package;
- Farm butter levy stamps shall be printed in such form size and colour and on such material as may be prescribed by regulation and shall be offered for sale to the public at post offices and postal agencies where there is in the opinion of the Postmaster-General a sufficient demand for these stamps;
- As soon as may be after the end of every calendar month the Postmaster-General shall remit to the Chairman of the Board the proceeds of the sale of all farm butter levy stamps sold at all post offices and postal agencies during the said month.



Fig.8: Typical example of a 'Plaasbotter/Farm Butter' wrapper for 1lb net from the Union period.

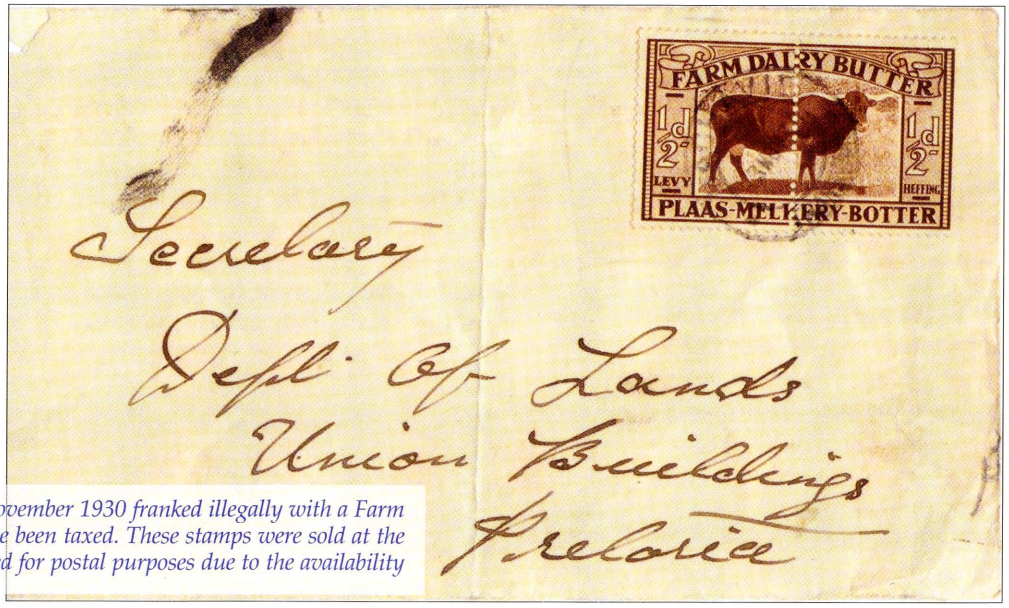

Fig.9: Cover posted from Machavie on 3 November 1930 franked illegally with a Farm Dairy Butter stamp. This cover should have been taxed. These stamps were sold at the post office and it was probably wrongly used for postal purposes due to the availability of these stamps at the post office.

Digitised by the Department of Library Services in support of open access to information, University of Pretoria, 2024

It was further indicated that: *"No person shall sell any farm butter unless the package wherein it is delivered bears on the outside thereof in plainly visible printed capital letters the words..." 'farm butter' or 'plaasbotter' and the name and address of such butter"* (Fig.8).

In terms of Union P.O. Circular No. 669 of 20 April 1931 the Superintendent of Dairying notified that postmasters may make refunds in respect of unused dairy stamps returned to them by the public, provided that the correct forms are used and that it is recommended by the local magistrate or receiver of revenue office. Later on in 1933 a P.O. Circular instructed



Fig.10: A £1 General Tax label printed by the Government Printer. (Source: Post Office Archives, Pretoria)

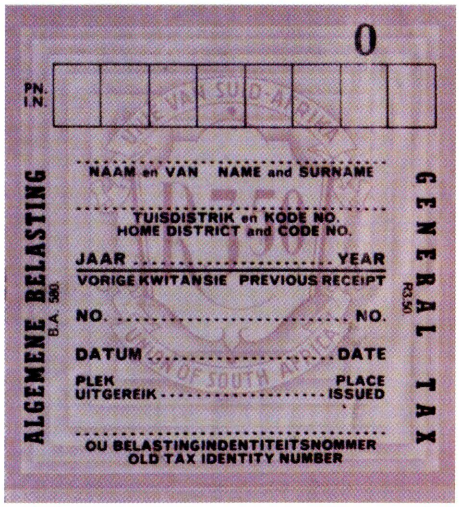

Fig.11: A R3-50 General Tax label used in the Union of South Africa in the period after decimalisation on 14 February 1961. (Source: Post Office Archives, Pretoria)

postmasters to return surplus stocks held by subordinate offices (Fig.9).

According to the records of the Government Printer these stamps were also overprinted in November 1930 for Bechuanaland and in December 1931 for Swaziland.



Fig.12: A £1 General Tax label affixed to the back of a 'Messenger of the Court' receipt and cancelled in Louwsburg on 22 May 1957 also with a cachet applied in Bethlehem on 15 September 1955.

Native Tax Labels

Natives in the Union of South Africa were subject to direct taxation under the provisions of the Natives Taxation and Development Act, No. 41 of 1925, and amending Acts Nos. 28 of 1926 and 37 of 1931. Every male native, who had reached the age of 18 years, paid a personal tax, known as the General Tax of £1 per annum; and in addition, the occupier of every hut or dwelling in a native location paid a Local Tax of 10s. per hut per annum.

The proceeds of the Local Tax and quitrent payable within their areas was paid to the various Native Local Councils established throughout the Union. Three-fifths of the General Tax accrued to the Union Revenue Account, while the remaining two-fifths, and Local Tax collected in areas where there was no Local Council, accrued to an account styled the *'Native Development Account'*.

Both in terms of paying a tax or a fee, these Native Tax Stamps or Labels can be regarded as revenue stamps. Illustrated in this article are a variety of General Tax labels printed by the Government Printer in Pretoria (Figs.10 & 11). Once the tax was paid by the employer at his nearest Native Commissioner's Office, the label also served as a receipt and was affixed in the Pass or Reference Book or to the document (Figs.12 & 13).

The Natives Abolition of Passes & Coordination of Doc's Act No 67 of 1952 forced all blacks to carry *'reference books'* containing their photographs, and information about their places of origin, their employment records and their tax payments.



Fig.13: A General Tax label (£1) and a Local Tax label (10/-) (right) affixed to one of the pages in a reference book and cancelled with the NATIVE COMMISSIONER DURBAN cachet on 12 July 1958.

Municipal Native Tax Stamps and Labels

Based on the definition of a revenue stamp these stamps and labels can be included in a revenue stamp collection. The Union Act No 15 of 1911 consolidated the laws with regard to the recruiting and employment of native labour previously in force in the various provinces. To further consolidate the laws in force in the Union which provided for improved conditions of residence for natives in or near urban areas, the better administration of native affairs in such areas, and for the registration and better control of contracts of service with natives in certain areas and their residence in such areas, the Native (Urban Areas) Consolidation Act, Act No. 25 of 1945 was accepted.

Digitised by the Department of Library Services in support of open access to information, University of Pretoria, 2024



Fig.14: Document (partly illustrated) issued in the proclaimed area of Durban in 1962 illustrating the 2/6 or 25c Labour Bureau stamp charged in terms of the Native Labour Regulations Act, 1911 and the 10c registration fee charged in terms of the Native (urban Areas) Consolidation Act, 1945.



Fig.15: (above) Monthly native tax label illustrating payment of a 1/- fee paid at the local municipal offices in Bethlehem in the Free State in 1942.

The 1945 Act followed on the Natives (Urban Areas) Act of 1923. The Act of 1945 was amended to give the state additional power to control African employment in urban industry by imposing strict prerequisites on their entry.

On the form used by the Durban Municipality the following notice to employers was printed on the form: *"This form acknowledges receipt of Registration Fees to the value of Stamps affixed in respect of a Native"* and *"A monthly registration fee of 20c is payable in respect of this Native on or before the seventh day of each month he is in your employ"* (Fig.14).

A variety of these stamps and labels linked to specific municipalities have been issued and can be regarded as a type of revenue stamp (Figs.15 &16).

Native Tax Stamps

This system of collecting Native Taxes by means of a Stamp Card was based on Act No. 41 of 1925. This system was introduced in 1939 following the motion: *'That a uniform system be adopted in all Magistrate's offices for crediting Native Tax Cards and that existing cards be suitably amended and reprinted'*. This was done by affixing Native Tax Stamps (Fig.17) to the card. However, other problems were encountered with the card system and it was eventually abolished in 1946.

After the abolition of the system there was no longer a requirement for post offices to retain supplies of Native Tax Stamps. Thus, all post offices, Magistrates Offices and other offices linked to native taxation forwarded their stocks of redundant stamps to the Inland Revenue Department in Pretoria.

It is worth recording that in 1941/42, there was a shortage of 2/6 revenue stamps and that Native Tax Stamps were used for revenue purposes. These were taken from the stocks in Pretoria and had already been overprinted 'Revenue/ Inkomste' (Fig.18) and were available for use long before the Native Tax Card system collapsed in 1946. The earliest date of usage of the overprinted Tax stamps as revenue stamps in South Africa is January 1942.



Fig.16: Receipt vouchers applied on the back of the employer's record of payment of prescribed fees in 1957 in Pretoria. Three types of vouchers, from the left: Labour Bureau Fee of 2/6 in terms of Act 15 of 1911; fee of 1/- in terms of the Natives (Urban Areas Act, 1945); followed by an arrears fee in terms of the Urban Areas Consolidation Act, 1945.



Fig.18: Native Tax Stamp overprinted REVENUE or INKOMSTE



Fig.17: Native Tax Stamp

Sources:

- Day Books of the Government Printer, Post Office Archives, Silverton, Pretoria.
- Union of South Africa, *Union Gazette Extraordinary* dated 23 January 1930.
- Van der Walt, Andries, An introduction to the South African Franking Meter Marks, published in the *Post Office Stone*. 1996.

- The author is indebted to Dr Ian Matheson RDPSA for information provided about the Dairy Butter Levy Stamps.

Digitised by the Department of Library Services in support of open access to information, University of Pretoria, 2024

PRINTING PROCESSES AND TECHNIQUES ON SOUTH AFRICAN STAMPS FROM 1910 TO 2009

PART TWO

by André du Plessis, Pretoria Philatelic Society



5.5. SUPERLITHO

Ten standard rate stamps were issued on 17 May 1997 to commemorate the Year of Cultural Experiences (Fig.17). These were printed by The House of Questa, London by superlitho on Tullis Russell Coatings 102gm² yellow/green phosphorised paper, perforated 13½ x 14. Sheets consisted of 10 stamps in 2 rows by 5 columns.

Superlitho is an improved lithographic printing process that can achieve a printing resolution of 850 lines per inch (lpi). This is much higher than the usual 350 lpi of older processes (Fig.15,16).



Fig.15: Normal litho with 250-300 lpi. Typical white spotty appearance, rosette pattern and loss of detail



Fig.16: Superlitho with 800-900 lpi with micro-printing giving a superior image quality and greater detail

These were the first stamps in the world that were printed using the process described as **superlitho**.



Fig.17: Cylinder numbers in their respective colour printed lower left under 1997

5.6. OFFSET LITHOGRAPHY WITH BRAILLE INSCRIPTION

(Please note: images have been reduced due to space contraints)

A commemorative stamp to create awareness of the prevention of blindness was issued on 13 October 2005 (Fig.18). Printed by Southern Colour Print Limited, New Zealand in Offset Lithography on Tullis Russell yellow/green phosphor gum stamp paper it is perforated 14 with 4mm phosphor bands on left and bottom of stamps in an 'L' shape, with an inscription in braille. A braille embosser is an impact printer that represents text as tangible braille cells. Using braille translation software, a document can be embossed with relative ease, making braille production efficient and cost-effective. Standard braille cells are always the same size, each character 2,5 mm wide by 6,2mm high with the embossing character (dot) 1,2mm by 1,2mm (Figs.18,19 and 20).

Visually impaired users tend to call all other printers 'ink printers' to distinguish them from their braille counterparts.

This is often the case regardless of the type of printer being discussed (e.g., thermal printers being called 'ink printers' even though they use no ink).



Fig.18: The raised Braille lettering spell the word 'HELLO' and include the sign for a capital letter 'H' as the first letter



Fig.19: Braille alphabet



Fig.20: Perkins Braille typewriter

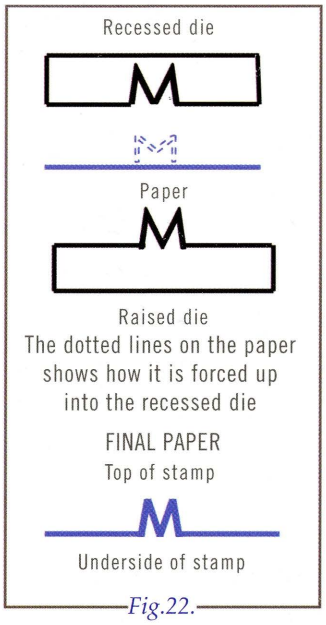

Fig.22.

The same principle was used with the 'BIBLIA' (see part 1 in *SAP* - April 2019 p58) and 'BRAILLE' stamps.

5.7. OFFSET LITHOGRAPHY WITH EMBOSSING

Twelve offset lithography printed stamps; six Standard Postage rate and six International Airmail Small letter rate, were issued on 13 March 2009 to commemorate the 75th Anniversary of the South African Airways (Fig.23).

They were printed by Joh. Enschedé Stamps B.V., Haarlem, in Offset Lithography on Sopal stamp paper in sheetlets comprising six different designs *se tenant* of each denomination in 2 rows by 3 columns.

The Standard Postage stamps feature a Captain's cap and uniform insignia with embossing, whereas the International Airmail Small letter rate stamps depicted Aircraft tail-planes showing SAA emblems.

A yellow phosphor band of 4mm appears along the top and right margins of each stamp. Often used in combination with foil stamping, embossing alters the surface of paper stock or other substrates by providing a three-dimensional or raised effect on selected areas. The procedure requires the use of two dies: one that is raised and one that is recessed.

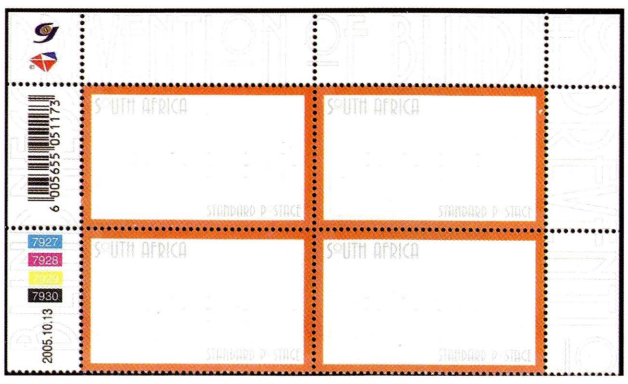

Fig.21: Braille stamps designed with the blind in mind.

Digitised by the Department of Library Services in support of open access to information, University of Pretoria, 2024



Fig.23: Cylinder numbers printed in the top left margin in their respective colours.

The dies fit into each other so that when the paper is pressed between them, the recessed die forces the stock onto the raised die and creates the embossed impression. A specific level of pressure is applied to the dies to squeeze the fibres of the paper resulting in a permanently raised area in the paper (Fig.22).

When the dies are produced, a die maker engraves the desired image into several metal plates, which are the embossing dies for use on an embossing press. Generally, embossing is the process most often employed to attract attention or convey a high-quality textural contrast in relation to the surrounding area of the paper stock.

5.8. OFFSET LITHOGRAPHY WITH 3D EFFECT

On 2 November 2009, a self-adhesive dinosaur commemorative set of ten stamps was issued. Printed by Cartor Security Printing, France in Offset Lithography using anaglyph process to create a 3D effect. It was the first time in South Africa that a pair of viewing glasses was supplied with each stamp sheet.

The International Airmail Post Card stamp rates were printed on yellow-green phosphor paper in sheets of ten with a 4mm phosphor band on top and right.

Five of the stamps depict skeletons of different dinosaurs, while the other five show images of what these creatures most probably looked like. The method used to create this effect is known as anaglyph which creates this 3D effect.

An anaglyph is a picture formed by the integration of two images - a stereographic image - printed in two colours, usually red for the left eye and blue or green for the right eye.

Anaglyph 3D images contain two differently filtered coloured images, one for each eye that requires special glasses with red and green (or blue) lenses for 3D viewing.

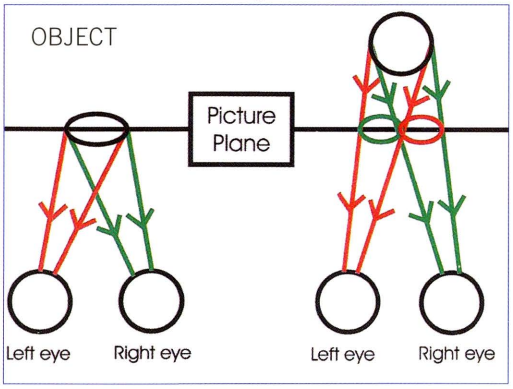

Fig.24: Separately coloured images are superimposed over one another.

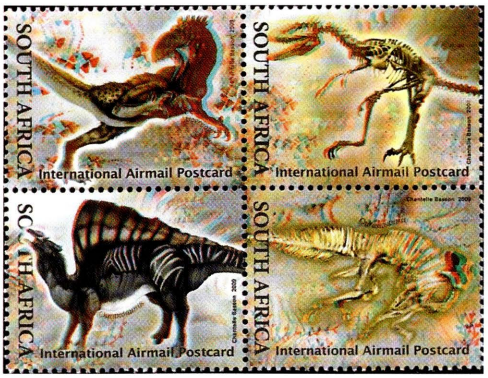

When looking at it through 3D glasses, the lateral displacement between the two images create an illusion that the image is floating above the page.



Fig.25: No cylinder numbers were printed on the sheets.

COMMENTS

Although not a printing process as such, another two 'firsts' that need to be mentioned have to do with phosphor bands / coatings. Both stamps were rotogravure printings.



Fig.26: The first use of phosphor bands printed on the 2½c stamp in commemoration of 100th Anniversary of the ZAR.



Fig.27: Paper with a phosphorus coating was introduced in 1972 when the 4c stamp that commemorates the Hendrik Verwoerd dam, nowadays the Gariep dam, was printed on such paper.

To celebrate World Post Day on 9 October 2010, South Africa issued a miniature sheet showcasing the first stamp(s) printed with a different print technique used on South African stamps for the period 1910 to 2009.

The sheetlet, comprising 12 redesigned stamps of Standard Postage rate (R2.40), was printed by

Digitised by the Department of Library Services in support of open access to information, University of Pretoria, 2024



Fig.28: Original face values have been obscured by pixellation

Joh. Enschedé Stamps B.V., Haarlem, The Netherlands using an offset lithography process. Sadly, the issue is not 100% factually correct. Some errors occurred with the description of stamps described as the first to be printed with a certain technique.

The author would like to acknowledge and thank Glenn H Morgan FRPSL and Robin Messenger for advice and support. Readers' attention is also drawn to the following specialist articles on printing procedures of SA stamps that previously appeared in *The SA Philatelist*:

- *The Rotogravure stamps of the Union of SA*, G N Gilbert RDPSA; May 1934.
- *Multiple Comb Perforations of the Rotogravure Issues of the Union of South Africa*, A. Hilton Sydow; March 1948
- *Rotogravure and Planographic Printing Presses of the Government Printer*, Pretoria, 1930 – 1990, W J Quik; June 2004.
- Types of Stamps and Labels Printed, Overprinted and Surcharged by the Government Printer in Pretoria over the period 1949 to 1961 Dr Gerhard Kamffer RDPSA; August 2016.

BIBLIOGRAPHY

- *The SA Philatelist*, October 2008 pp 547; June 2009 pp 692; December 2009 pp 827; December 2010 pp186 - 7;
- *Setempe*, V 10 No 3 - July/Sept 2005 pp 8 - 9; V 13 No 2 - July/Sept 2008 pp 8 - 9; V 14 No 1 - Jan/Apr 2009 pp 6 - 8; V 14 No 3 - Sept/Dec 2009 pp 8 -10; V 15 No 3 - Sept/Dec 2010 pp 8 - 10
- *Stamps of the Republic of South Africa - Handbook Catalogue*, Philatelic Federation of SA July 1978 - pp Q8 - 11; Q86 - 9; Q136 - 7; Q148 – 50
- *The Handbook of Stamp Production* – 2017: Glenn H Morgan, pp 27 - 30
- *The Stamps of the Union of South Africa 1910 - 1961: Handbook catalogue* 1986: SJ Hagger, pp 1 - 2; 20 - 1; 62 - 3; 101 - 3;
- Various Internet websites accessed

NEW ISSUES

NEW SOUTH AFRICAN STAMP ISSUES - 2019 - Part 2

by Robin Messenger,
South African Stamp Study Circle



• 26 April 2019 - 25 YEARS OF DEMOCRACY

Denomination: Registered Letter (R31.80)
Designer: Rachel-Mari Ackermann
Printer: Cartor Lithography, France
Process: Offset lithography
Stamp size: 63.5 x 31.75mm, incorporated in a miniature sheet of size 105 x 65mm
Quantity: 50,000 miniature sheets
Cylinder numbers: none
Paper: 102gsm gummed stamp paper
Gum: PVA
Perforation: Gauge 12.65 around stamp only
Phosphor: Yellow-green in paper coating
First Day Cover: No. 8.115 of standard size (190 x 101mm) of which 1,000 were produced
Printing sheet size: * see below
Canceller: No. 8.115 – 'ROBBEN ISLAND'/'26 April 2019'



Paper: 102gsm gummed stamp paper
Gum: PVA
Perforation: Gauge 12.65 extending to left and right sheet margins
Phosphor: Yellow-green in paper coating
First Day Cover: None

• 30 April 2019 - INDUSTRIAL & COMMERCIAL WORKERS UNION

Denomination: Standard Postage (R4.55)
Designer: Thea Clemons
Printer: Cartor Lithography, France
Process: Offset lithography
Stamp size: 31.75mm square incorporated in a miniature sheet of size 105 x 65mm
Quantity: 50,000 miniature sheets
Cylinder numbers: none



Printing sheet size: * see below
Canceller: No. 8.116 – 'Industrial & Commercial Workers Union'/'Cape Town · 30.04.2019'

* These two issues were printed together on the same printing sheet of size 593 x 474mm comprising 24 miniature sheets arranged in six rows of four. The '25 YEARS of DEMOCRACY' issue being in columns three and four and the 'INDUSTRIAL & COMMERCIAL WORKERS UNION' issue in columns one and two.

Acknowledgement:
This information was collated from Newsletter 390 of the RSA Stamp Study Group, produced by Jan de Jong.

Digitised by the Department of Library Services in support of open access to information, University of Pretoria, 2024



FIFTY YEARS SINCE MAN FIRST WALKED ON THE MOON

Compiled from internet sources by Moira Bleazard, ERPS

The American objective to send astronauts to the moon had its origins in a statement made by President John F. Kennedy to Congress in 1961: *I believe this nation should commit itself to achieving the goal, before this decade is out, of landing a man on the moon and returning him safely to earth* (Fig.1).



Fig.1: President John Kennedy

At the time, the Cold War was at its height and the Soviet Union was leading the space race. America welcomed Kennedy's proposal and in 1966 the National Aeronautics and Space Administration (NASA) conducted the first unmanned Apollo mission, in which they tried out the launch vehicle and spacecraft combination.

In October 1968 *Apollo 7*, the first manned Apollo mission, orbited earth and tested the systems needed to conduct a moon journey and landing. In December of the same year, *Apollo 8* took three astronauts to the dark side of the moon and back, and in March 1969 *Apollo 9* tested the lunar module for the first time while in earth orbit. That May, the *Apollo 10* spacecraft undertook a practice run around the moon in preparation for the scheduled July landing.

On the morning of 16 July 1969, *Apollo 11* was launched from the Kennedy Space Station with astronauts Neil Armstrong, Edwin 'Buzz' Aldrin and Michael Collins on board (Fig.2). Three days later, having travelled 240,000 miles in 76 hours, *Apollo 11* entered a lunar orbit. The next day, the lunar module *Eagle*, manned by Armstrong and Aldrin, separated from the command module, where Collins remained behind. Two hours later, the *Eagle* began its descent to the lunar surface, and at 4.17 pm the craft touched down in the *Sea of Tranquility* (Fig.3). Armstrong immediately radioed to Mission Control in Houston, Texas, the now famous message: "The Eagle has landed".



Fig.2: Astronauts Armstrong, Aldrin and Collins



Fig.3: Location of the Sea of Tranquillity

At 10.39 pm, five hours ahead of schedule, Armstrong opened the hatch of the lunar module and climbed down the module's ladder, while a television camera attached to the craft, beamed the signal back to earth where millions of people were anxiously watching.

At 10.56 pm, as Armstrong stepped off the ladder and planted his foot on the moon's surface, he spoke the famous words: *That's one small step for man, one giant leap for mankind* (Fig.4).



Fig.4: FDC of Armstrong stepping on to the lunar surface. Nine million covers were processed, surpassing any other stamp release to that date and even beating the 1993 Elvis stamp, which had three million fewer covers requested. The engraved stamp die was actually carried to the moon and back on board the spacecraft.

Aldrin then joined him (Fig.5) and they photographed the terrain, planted a US flag (Fig.6), ran a few simple scientific tests and spoke to President Richard Nixon via a Houston radio link (Fig.7). Nixon considered it the *"most historic phone call ever made from the White House"* .

By about 1am on July 21, both astronauts were back in the lunar module and the hatch was closed.



Fig.5: Armstrong is joined by Buzz Aldrin

The two men slept that night on the surface of the moon, and the next day the Eagle began its ascent back to the command module. Among the items left on the moon's surface was a plaque that read: *"Here men from the planet Earth first set foot on the moon - July 1969 A.D. We came in peace for all mankind".*



Fig.6: Planting the 'Stars & Stripes'



Fig.7: They spoke to President Nixon on the telephone

Armstrong and Aldrin successfully docked and rejoined Michael Collins, and at 12.56am on July 22 *Apollo 11* began its journey home, splashing down safely in the Pacific Ocean on 24 July 1969 (Fig.8) after a truly historic mission.



Fig.8: Splash down!

Digitised by the Department of Library Services in support of open access to information, University of Pretoria, 2024



Bechuanaland – the 2½c 1961 Surcharge

by Lawrence Barit, Witwatersrand Philatelic Society

Introduction

A rarity of the Bechuanaland 1961 Decimal Surcharges is the 2½c on 2d vertical pair, one stamp with surcharge and one without. Because of the limited number of such pairs known to exist, this error is highly sought after. As with most of the 1961 Decimal Currency Surcharge errors (which involved Basutoland, Bechuanaland and Swaziland) this error also has an interesting story around it.



Fig.1: First Day Cover: 14 February 1961

Background

On 14 February 1961 Bechuanaland issued a set of ten stamps surcharged with the new decimal values. The surcharging was done by the Government Printer in Pretoria, on the existing Bechuanaland set of definitive stamps, except for the ½d and 4½d duties, which set had been issued on 3 January 1955. The surcharged set is illustrated by the First Day Cover (Fig.1).

The reason for the overprinting was Bechuanaland following the South African switch from the Sterling currency of Pounds, Shillings and Pence to a decimal system of Rands and Cents. The conversion rate was £1 (20 shillings) now equalling R2.

The new value for the 3d letter rate thus became 2½c.

It can be seen from the First Day Cover that there was a 2½c surcharge on the 3d stamp (Fig.1).

The First Day Cover, which includes all the surcharges as issued on the date of currency conversion, did not include a 2½c on 2d stamp.

Discussion

What transpired was that originally, one surcharging was made of the 2½c on the 3d stamp in 18-point Tempo Bold (Fig.2). Two thousand such sheets of 60 stamps (120,000) were overprinted – and issued with the original surcharged set. Bullivant[1] (p 11) however stated: *"Numbers printed may prove misleading as, for instance, there were stated to be 120,000 of the 3d. blue surcharged 2½ c., but in view of the distinct shortage it may be that a much smaller supply of 3d. blue stamps sent to the Government Printer in September 1960 were in fact used instead* (vide *The South African Philatelist*, January 1962)".



Fig.2: 2½c on 3d surcharge
Fig.3: 2½c on 2d Surcharge Type I
Fig.4: 2½c on 2d Surcharge Type II

Originally the 2d stamp was surcharged with 2c. Subsequently, the 2d stamp (Fig.3) was surcharged with the 2½c value. The exact date of the issue of the first 2½c on 2d is unknown. However, the Ghanzi Post Office appears to have only received their supply on or about 11 April 1961[2].

Two Types of the 2½c on 2d exist. Type I (Fig.3) became available subsequent to the date of decimalisation, whilst Type II (Fig.4) was issued on 6 July 1961. The total number of 2d stamps surcharged was 1,755,300, with the split being 600,000 (10,000 sheets) of Type I, and 1,155,300 (19,255 sheets) of Type II.

To identify the 2½c surcharge on 2d Types, look at the lower edge of the fractional '2'. If it is at or slightly above the lower edge of the main '2' then it is Type I. If slightly lower then it is Type II.

The reason for the switch to the 2d, was probably that no further stock of the 3d stamps was available for surcharging. Hence, the decision to surcharge what appears to have been large stocks of 2d stamps, a previous letter rate, was inevitable.

The Main Error

The existence of this error, a pair with one stamp with overprint and one without (Fig.5), is due to the discovery of a complete sheet of 60 stamps (6 stamps across, and 10 stamps down) with the 2½c on 2d surcharge grossly misplaced. This was on a sheet of the Type II surcharge. The surcharge is so low that it does not appear on the top stamps of the sheet but at the top of the stamp below. The result is six pairs (the top 2 rows), one stamp with surcharge and one without. An inspection of the pair shows the overprint fractionally encroaches on the stamp above.

Two Further Errors Are

- At the base of the sheet the surcharge which is shifted downwards appears in the bottom margin (Fig.6). Hence, six such vertical pairs exist.

Digitised by the Department of Library Services in support of open access to information, University of Pretoria, 2024

• The surcharge on the balance of the sheet, namely 36 stamps appears on the top of the stamps, encroaching into the margin (Fig.7). The position for the

type II first setting, was meant to be on the bottom half of the stamp.

This 2½c error can be compared with the Bechuanaland 10c on 1s surcharge horizontal pair, one with surcharge and one without (Fig.9).

It is characterised by the 'strip' not having been 'split', unlike the 2½c on 2d. Hence, of the seven known examples of the 10c on 1/- error, all are believed to exist in the complete strip of six stamps together with both side-margins. A reason as to why the 2½c on 2d was split into pairs, from the original strip, could be because of the vertical length of the sheet (10 stamps) as opposed to the much shorter horizontal length (six stamps) of the 10c on 1/-.

Varieties

Positional varieties of the 2½c on 2d surcharge do exist. An example is with respect to the Type I (Fig.9), where the surcharge can be seen to be far to the right.

Other positional variations do exist, but these appear not to be varieties, but



Fig.5: Main Error, one stamp with surcharge, other without



Fig.6: Bottom pair with margin

simply a result of a total of 4 different surcharged printings of the Type I and Type II surcharges having occurred.

Conclusion

The 2½c on 2d Type II misplaced surcharge has led to a unique opportunity to have three different errors as a result of one printing mishap. The prize of the three errors being the highly valued rarity of the marginal pair of 'one stamp with surcharge, one without'. The other two resulting errors: firstly, the bottom row stamp being followed with a surcharge in the margin (Fig.6), and secondly the positional shift of the surcharge taking a minor role, but still adding further interest to this 2½c on 2d error resulting from a misplaced surcharge (Fig.7).

References

1 - Bullivant P.N.; *The Shelley Catalogue of the Decimal Surcharges of Basutoland, Bechuanaland and Swaziland*, Stamp Collecting Ltd, London November 1962.

2 - Private contemporary communication.

• Van der Molen, Peter. Unpublished copies of his *1961 Decimal Surcharge Exhibits*.



Fig.7: Surcharge at top of stamp



Fig.8: Type I. 2½c on 2d variety



Fig.9: 10c surcharge on 1/- strip of 6 with Error of no surcharge on Right Hand stamp



Digitised by the Department of Library Services in support of open access to information, University of Pretoria, 2024

PERKINS BACON 'CHALON HEAD' STAMPS OF NATAL

by Roger Porter, Cape & Natal Study Circle



The classic 'Chalon Head' stamps of several British colonies have been admired by philatelists over the years and many famous collections have depicted these stamps. Natal was indeed fortunate in being one of the colonies that was issued with Chalon head stamps. However, stamp catalogues list the Natal 3d blue stamp according to the perforations as being either 14, intermediate 14-16, or rough 14-16; for example, Stanley Gibbons numbers 10, 11, and 12 respectively. The circumstance of how this came about are not generally known.

It begins with the full-length portrait of the 18 year old Queen Victoria painted by Alfred Edward Chalon in 1837, which was the basis for the 'Chalon Head' stamps that depict her head and shoulders, for nine British Colonies including Natal (Fig.1). An employee of Perkins Bacon Co. of London, William Humphrys, made a three-quarter length engraving of the portrait in 1846. The first Chalon head stamp based on this engraving, which depicts the Queen's head and shoulders within an oval frame, was the 1851 12 cent black of Canada (Fig.2) designed by Alfred Jones and printed by Rawson, Wright, Hatch & Edison.



Fig. 1. The full-length portrait of Queen Victoria painted by Alfred Edward Chalon in 1837



Fig.2: The 1851 12 cent black of Canada was the first Chalon Head stamp issued that depicted the head and shoulders of the young Queen Victoria



Fig.3: The 1853 1d red-brown of Nova Scotia was the first Chalon Head stamp printed by Perkins Bacon Co.

The first Perkins Bacon Chalon stamp was the 1853 1d stamp for Nova Scotia, designed by William Humphrys (Fig.3). He probably used the vignette die of the head and shoulders that had previously been used for the banknotes printed by Perkins Bacon for Nova Scotia and the Union Bank of Australia in the design for this stamp (Dickson 2000 a). Subsequently, it was used for the 1855 1d carmine, 2d blue and 1s yellow-green stamps of New Zealand.

In May 1854 Perkins Bacon commissioned Edward Henry Corbould to make a small water-colour drawing of the Queen's head in an oval frame as part of the preparation for a stamp of Van Diemens Land (now called Tasmania) (this drawing is now in the Royal collection). The drawing was used probably as a concept by Humphrys, in his preparation of a new (second) engraving of the head die for the 1855 1d carmine, 2d green and 4d blue stamps of Van Diemens Land. In 1857 this die was used for the 1858 issue of the 6d lilac and 1s vermillion stamps of Tasmania.



Fig.4: Head die for the Natal Chalon Head stamps

Subsequently, the die of the head and shoulders in an oval was used for the Perkins Bacon stamp issues in various denominations for five colonies (Figs.4 & 5) that is, Natal (1859), Bahamas (1859), South Australia (1860), Queensland (1860), and Grenada (1861). In a comparison of the Queen's head as it is found in the first stamps of these five colonies, Dickson (2000 a) concludes that they all stem from a common die made by a process of transfer from one die to another. However, there is a debate about who engraved the head die used for these stamps as the name of Charles H Jeens is sometimes quoted e.g. for Natal by Stanley Gibbons. A detailed review of the debate is given by John Dickson (2000 a) who concludes that *'I doubt that Jeens was the engraver of any original head die for any of this series of stamps'.*

The Chalon 3d Blue Head of Natal

The need for a supply of printed 3d stamps for local letter postage arose from an increased demand by the public for this duty. Unfortunately the process to provide embossed stamps for postage purposes was very time consuming as these stamps had to be produced one at a time.

In addition, these dies were also used to provide revenue stamps for the public. Therefore the supply was not able to keep up with demand. In the absence of any postal conventions with other countries, it is apparent that at this time stamps of Natal were not valid for prepayment of overseas postage or to neighbouring countries.

The essay for the Chalon Head stamps of Natal was prepared by pasting up an impression of the vignette 'head in an oval' die which was glued over an impression of the background die and lettering then added by hand. The background die was specially prepared having a hand-painted white border to the oval and corner ornaments.



Fig. 5. Head die for the Chalon Head stamps of Queensland

Digitised by the Department of Library Services in support of open access to information, University of Pretoria, 2024



Fig. 6. Mint pair of the 1859 3d blue Chalon Head stamps on un-watermarked paper perforated 14

The design for the Natal 3d stamp, described as a 'drawing', was submitted to the Agent General in December 1858 (now in the Royal Collection). Perkins Bacon stamp department completed the die for the Natal 3d stamp in February 1859. A total of 502 sheets of the 3d stamps were printed using the intaglio process by Perkins Bacon in March 1859. The sheets were then sent to the Inland Revenue office at Somerset House to be perforated on their machines. This however turned into a major drama which delayed the delivery of the stamps. The machine used had been adapted to perforate the 1d and 2d stamps of Great Britain. It was a 14 gauge comb that perforated at one stroke, three sides of all 12 stamps in each horizontal row in a pane of stamps.

Difficulties in perforating the sheets of 3d stamps

Inland Revenue found that it was 'impossible' to perforate the Natal 3d Chalon sheets of stamps. The problem was that the paper had shrunk by as much as 'half an inch' after being dampened in preparation for printing and therefore there was no alignment between the sheets of stamps and the perforating machine. Secondly, the plate did not have perforating points engraved on it thereby making it impossible to be perforated using their machine. The plate was returned with the batch of 502 sheets. The perforating points were added to the plate and in April a further 502 sheets were printed on a new supply of paper and sent to Somerset House to be perforated. Again it was found to be difficult due to the sheets 'being too short' for the perforating machines and had to be done in a 'special manner' (Dickson 2000 b). The perforated sheets were returned and due to these being smaller and not square they were grouped into three batches 'those fairly perforated, those indifferently, and those badly perforated' (Fig.6). Of these, 70 sheets were considered to be unusable so a further 103 sheets were printed and sent to be perforated with the comment that 75 good ones may result so that the order could be completed. Thus stamps are found with extreme vertical or horizontal shifts of the perforation row (Fig.7).

The first consignment of 500 sheets (i.e. 120,000 stamps) 3d blue stamps perforated 14 was dispatched and taken



Fig. 7: Extreme vertical and horizontal shifts of the perforation row. The single stamp has the words 'THREE PENCE' cut off by the bottom row of perforations

by the Union ship *Dane* to Cape Town and the coaster *Waldensian* to Port Natal, arriving on 3 July 1859 and were available for purchase later that month. In August 1859 a second order of 500 sheets of 3d stamps was requisitioned and was again printed by Perkins Bacon in October.

The sheets were perforated at Inland Revenue; however there is no mention of any problems or difficulties being experienced or how accurately the perforations were done, and therefore it is not possible to distinguish between these two printings (Dickson 2000 b). The stamps were taken by the vessel *L'Imperatrice Eugenie*, arrived at Durban in February 1860 and were available to the public in March.

A third order was placed in January 1861 and in March the Agents General and Perkins Bacon were requested to supply 1500 sheets of the 3d stamps. The stamps were printed from mid-March to the first week of April. However, part of the third order was perforated at Somerset House (1062 sheets) and part on Perkins Bacon's own in-house perforating machine.

Perkins Bacon Perforations

The Perkins Bacon perforating machine was operated by Miss H. Stewart and proved difficult to use. She received and perforated 450 sheets of 3d stamps. The origin of these sheets is unknown, given that the company's records do not show any printings of Natal stamps at this time. Both Bacon and Napier (1902) and de Worms (1953) consider that the sheets were from the March 1859 first 3d stamp printing of 502 sheets that had been rejected and were supposed to have been destroyed.

The manually operated perforating machine used by Miss Stewart consisted of an unequally spaced row of pins, which entered into a row of holes in the base-plate. It was designed to cut out one row of holes at a time in the paper. This action had to be repeated across the sheet of stamp in one direction. The sheet was then turned through 90° and the spacing of the perforator altered, then perforated in the other direction, this action being repeated across the sheet of stamps.



Fig.8: Chalon 3d stamp perforated intermediate 14 - 16

It is apparent that a batch of sheets was perforated before being turned and the spacing of the perforator adjusted. Initially the machine did not cut the perforations cleanly and the process deteriorated because the small cut discs of paper blocked the holes of the base-plate. Between January and April 1861 the machine operated badly, producing the intermediate 14 to 16 perforation, that is, between clean and rough (Fig.8) and thereafter the rough 14 to 16 Perforation (Fig.9). The rough 14 to 16 Perforation is also found on Chalon stamps of some other colonies for example, the 1861- 62 and the 1863 - 71 stamps of Grenada.

A first batch of 50 sheets (Perf 14) was taken by the Union Line steamship *Norman* and arrived at Durban on 4 June 1861. The second larger batch (a mixture of Perf 14, intermediate 14-16, and rough Perfs 14-16) taken by the steamship *Athens* arrived there on 1 July 1861.

Digitised by the Department of Library Services in support of open access to information, University of Pretoria, 2024

The Rare Compound perforation

Bacon and Napier (1902) state that the 3d Chalon stamps can be found with compound perforations of rough and clean cut and that they probably come from sheets printed to complete the April



Fig. 9: Chalon 3d block perforated rough 14 - 16

- May consignment of 1861. It is apparent that Miss Stewart may have perforated stamps cleanly in one direction, but by the time the sheets were fed through in the other direction it had reverted to its rough state (Fig.10).

A 'mix-up' of the order!

In June 1861 a requisition for 1500 sheets of 1d Chalon stamps was sent, but an error arose and the Agent General requested Perkins Bacon to supply 3d stamps!



Fig.10: Perforation combination with vertical rows 14 and horizontal rows intermediate 14 - 16

These were printed in August and then perforated rough 14-16 by Miss Stewart. The sheets were taken by the *Norman* and were received at Durban about 21 November 1861. The 'mix-up' resulted in a too large a stock of 3d stamps, and was discovered soon thereafter. Lieutenant-Governor Scott then resubmitted an urgent order for 1500 sheets of the 1d stamps.

Chalon 3d imperforate stamps; a 'mix-up' of the paper

Four sheets (960 stamps) of imperforated, ungummed 3d Chalon stamps having a small star watermark were delivered in April 1862 to the Agent-General by Perkins Bacon (Fig.11). To prevent surplus stamps being distributed as samples by Perkins Bacon the Agent-General required that these be returned to them. The origin of these imperforated 3d stamps has been discussed in detail by Dickson (2000 b). It is apparent that during the last week of March 1861, 1015 sheets of Queensland 2d blue on small star paper were printed and in that same week a short run of 100 sheets of Natal 3d Chalon were also printed. He suggests that the print run of the Natal 3d stamps could have started with four pages of the star watermark paper. The error was found and the sheets set aside. If so, these four sheets would be a production error as they do not fit a strict definition of either an essay or a proof.

These imperforated stamps have survived but should have been destroyed by either Perkins Bacon or the Agent-General.



Fig.11: Chalon 3d imperforated stamps on star watermarked paper



Fig. 12: Double print of 3d Chalon stamp

Varieties of the 3d Chalon stamp

Double print

A rare variety of the 3d stamps is found to have a measure of a double print or 'kiss print' (Fig.12). These appear as very dark blue in colour possibly as a result of a slight bounce as the paper was pressed against the plate applying more ink to a slightly overlapping area (Solomon 2015).

Double perforations

At least two examples are known that have a double horizontal row of perforation 14 probably due to restarting the comb after a stoppage (Fig.13).



Fig. 13: Chalon 3d stamps with horizontal double perforations and a stamp with double perforations on three sides (Solomon 2015)

Imperforate pairs

Figure14 illustrates a pair of 3d stamps with rough perforations and imperforated between the two stamps. These probably arose when Miss Stewart had completed perforating a sheet horizontally and after turning the sheet to a vertical position, missed out a line. If so, there should have been 20 imperforated pairs. However, only five are known - two pairs in private hands and three pairs are in the Royal, Tapling and Moseley Collections respectively (Solomon 2015).

The 1d rose-red Chalon Head of Natal

One penny stamps were used for local newspaper post but, again difficulties were experienced in keeping up with demand for embossed 1d stamps. An order for 120,000 printed 1d stamps was placed in July 1859 and an estimate of the cost of the plate was submitted to the Agent General in September by Perkins Bacon, based on the design of the 3d stamp. The design was approved, the die made, and the plate ready by early October. Printing records show that 500 unwatermarked sheets of 1d Chalon stamps in rose-red were printed, there being no spoilage, and were perforated 14 comb by Inland Revenue at Somerset House (Fig.15). The stamps were taken by the vessel *Cadiz* that sailed from London on 3 December 1859, but the ship took



Fig.14: Chalon 3d stamps imperforated between pair (Solomon 2015)

Digitised by the Department of Library Services in support of open access to information, University of Pretoria, 2024

five months to reach Natal and stamps only became available to the public in June 1860 (Dickson 2000 c). The stock was exhausted by August 1861 and a re-issue of the 1d embossed stamp in rose-buff was made.



Fig.15: 1860 Chalon 1d rose-red perforated 14.

Although a requisition for a second supply of 1d stamps was placed in June, it was too late to avoid a crisis.

Lieutenant-Governor Scott refused to sanction further production of embossed 1d stamps. The circumstances were exacerbated by the mix-up of the June order and 360,000 3d stamps were supplied instead of the urgently needed 1d stamps. Natal was without 1d stamps from December 1861 until the arrival of the second order in June 1862.

The second order of 1500 sheets of 1d rose-red stamps was printed on small-star watermarked paper in March 1862. The sheets were rough perforated 14 - 16 at Perkins Bacon (Fig.16). The stamps reached Durban by ship on 23 May 1862 and probably issued immediately. Local postage rate reduced from 3d to 1d per half ounce on 19 August 1862.



Fig.16: 1862 Chalon 1d rose - red perforated rough 14 - 16.

The 6d grey Chalon Head of Natal

Up until 31 December 1861, Natal stamps were invalid to pay overseas postage on mail. From 1 January 1862 the system changed and postage to the UK could be prepaid. Lieutenant-Governor Scott proposed that a uniform rate of 6d per half ounce with compulsory prepayment on the condition that two thirds of such postage should belong to the United Kingdom and the remaining one third be received by Natal.

In anticipation of the change in postage rates Natal ordered 120,000 6d stamps in July 1861. Perkins Bacon tendered for the 6d plate which was accepted in September and the engraved plate finished in late October. 500 Sheets of the 6d grey stamps were printed and rough perforated 14 - 16 by Miss Stewart at Perkins Bacon in November (Fig.17). The sheets of stamps were dispatched from Devonport in December on the Union Co. ship *Cambrian*. The consignment was delayed at Cape Town and the Natal authorities became concerned about the non-arrival of this consignment; it eventually reached Durban on the *Albatross* in late February 1862. The stamps went on sale in March (Dickson 2001).

The supply probably became exhausted by mid-1864 after the sea post rate had been increased to 1s from 1 April 1863.

The Crown Agents withdrew the Perkins Bacon printing contract for Natal's stamps and awarded it to De La Rue & Co. Subsequent supplies of Chalon Head stamps using the Perkins Bacon plates began with the 1d issue that became available in March 1863.



Fig. 17. 1862 Chalon 6d grey perforated rough 14 - 16.

References

- Bacon E. and F.H. Napier, 1902. Grenada: to which is prefixed an account of the perforations of the Perkins Bacon printed stamps of the British Colonies. *Stanley Gibbons Philatelic Handbooks*, London.
- de Worms P., 1953. Perkins Bacon Records. Royal Philatelic Society, London.
- Dickson J. 2000 a. The origins of the Perkins Bacon 'Chalon head' stamps of Natal. *Natal & Zululand Post* 4 (2): 31- 42.
- Dickson J. 2000 b. 'Chalon Head' stamps of Natal without 'Postage' overprint; the three pence stamp. *Natal & Zululand Post* 4 (3); 69-88.
- Dickson J. 2000 c. 'Chalon Head' stamps of Natal without 'Postage' overprint; the one penny stamps. *Natal & Zululand Post* 4 (4);107-124.
- Dickson J. 2001. 'Chalon Head' stamps of Natal without 'Postage' overprint; the sixpenny stamps. *Natal & Zululand Post* 5 (1); 1-14.
- Solomon S. 2015. Natal: Perkins, Bacon printings of the 1d, 3d, and 6d. Part 1 - The 3d. *Cape and Natal Philatelic Journal* 19 (4): 290-302.

Comic Corner

Stamps that make you SMILE

by Volker Janssen, Fish Hoek PS and the Royal Philatelic Society of Cape Town

Episode 52

Errors on Stamps...

'FATHER OR SON'

Australia issued a commemorative stamp on 10 September 1947 for the 150th Anniversary of the city of Newcastle, the second largest town in the Province of New South Wales.



The 2½d stamp was dedicated to Lieut. John Shortland, who discovered the Hunter River which rises in East-Australia and flows into the Pacific Ocean.

The designer got the portrait of Shortland from the National Archive of Australian History and trusted this would be correct.

Unfortunately this was not the case because it showed his father, who was a Lieutenant as well but not the explorer who discovered the river.

Digitised by the Department of Library Services in support of open access to information, University of Pretoria, 2024

TRANSKEI - FIRST DEFINITIVE ISSUE part two

by the TBVC Study Group - compiled by Heinz Wirz <wirz@global.co.za>

2. The evolution of the perforation of the Transkei first definitive printer's sheets

Before delving into the different perforation formats seen on the Transkei first definitive sheets, an appreciation of the preparation of the printer's sheets, prior to entering into the perforators, will help understand the perforating process by the different external perforators and the perforating comb heads used.

Firstly the printer's sheets were neatly stacked with a top corner aligned in a lop-sided bin. The opposite non-grip end of the printer's sheets were then glued together. Five pages, four sheets in the event of a humid day, were torn off at a time and the grip (non-glued) end fitted into the carriage and secured by clasping claws. The carriage with the printers sheets was then pushed into the perforator. Perforation started with the first row at the grip end and proceeded row by row as the sheets were withdrawn from the perforator as demonstrated in the illustration below *(Fig.2)*.



Fig.1: Illustrations of the Walter Kroll perforator.

Initially the Transkei first definitive stamps were perforated with a 11¾ (horizontal) x 12½ (vertical) perforation gauge. All 17 stamp values making up the first definitive issue ranging from 1c to R2 were perforated by Walter Kroll perforators using a single row five stamp comb perforating head. The resultant perforation format was a five stamp perforation with no perforations in the side and top margins of the printer's sheet (top of Pane A). The printed gauge to the right can be used to confirm the perforation gauge of 11¾ x 12½ *(Fig.4)*.

The pins of commercial paper punches, *Fig.3 A,B,C,* have curved cutting edges. This is not the case in perforating stamps, were the pins are not curved but right angled and the perforating plate does the cutting.



Commercial curved punch pin *(Fig.3 A)*.



Stamp non-curved straight punch pin *(Fig.3 B)*.

The punching of holes into pages used commercially is done by large curved end cutting pins. Not so for stamp perforation - the stamp perforating pins have a flat edge and it is the pin receiving base-plate that cuts the holes. The central pins are slightly longer than those at either end, facilitating the grip of the middle of the sheet with progressive perforation outwards. *Figs. 3 A-C.*



Fig.2. *7(+) stamp single row comb (14 &14¼ gauge) producing a P:P:P perforation format*

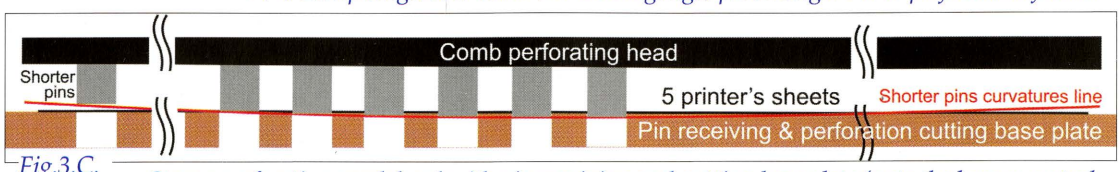

Fig.3.C. *Stamp perforating comb head with pin receiving and cutting base plate (note the longer central pins shortening progressively to both ends).*

Digitised by the Department of Library Services in support of open access to information, University of Pretoria, 2024

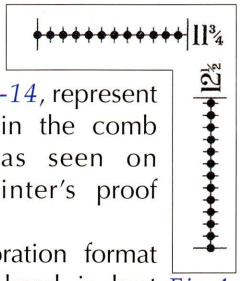

The diagrams *Fig.6-14*, represent the pin positions in the comb perforating head as seen on un-guillotined printer's proof sheets.

The resultant perforation format of the perforating head is best identified in the top margin of Pane A. The grey dots represent the possible positions of perforating head pins which could not be identified on the printer's proof sheet as they fall beyond the edge of the sheet.

Fig.4.

The Post Office authorities requested the Government Printer to facilitate stamp separation from problematic imperforate margin panes.

The Government Printer not only implemented marginal perforation of the panes but also introduced a narrower perforation gauge, viz. 14 (horizontal) x 14¼ (vertical) requiring new perforating heads.

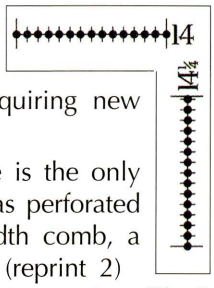

The 4c stamp value is the only stamp value that was perforated with a 5 stamp width comb, a 11¾ x 12½ gauge (reprint 2) producing a S:I:S format and a 14 x 14¼ gauge (reprint 3) with a I:I:I perforating format *(Fig.6 & 7)*.

Fig.5.

11¾ x 12½ perforation gauge single row five stamp comb perforating head producing a five stamp I:I:I perforation format

Walter Kroll perforating head	Single row 5 stamp I:I:I 11¾ & 12½ gauge	3	4	5

I:I:I - All three sides imperforate.

Stamp value & issue number	Date
1c to R2 - 0	*1976-10-26*
1c - 1	*?*
5c - 1	*1978-08-21*

Two other 11¾ x 12½ comb perforating heads were also used for early Transkei definitive reprints.

Stamp value & issue number	Date
2c - 1	*1977-09-12*
3c - 1	*?*
4c - 1	*?*

An extra stamp width perforation, or, at least part thereof, on the left-hand side of the perforating head produced the I:I:P perforating format

Walter Kroll perforating head	Single row 5 stamps I:I:P 11¾ & 12½ gauge	3	4	5

I:I:P - Imperforate left and top, right side perforated.

A single additional pin at either end of the five stamp column perforating head produced the S:I:S perforating format

Walter Kroll perforating head	Single row 5 stamp S:I:S 11¾ & 12½ gauge	3	4	5

S:I:S - Left and right side with single perforation hole.

Stamp value & reprint number	Date
4c -2	1978-03-01

Fig.6.

The I:I:I perforation format by the narrower gauge 14 x 14¼

Walter Kroll perforating head	Single row 5 stamps I:I:I 14 & 14¼ gauge	3	4	5

I:I:I - All three sides imperforate.

Stamp value & reprint number	Date
4c -3	1979-11-15

Fig.7.

5 Stamp S:I:S perforation format with the narrower gauge 14 x 14¼

Walter Kroll perforating head	Single row 5 stamp S:I:S 14 & 14¼ gauge	3	4	5

Three additional reprinted stamp values, as a result of an increase postal tariffs on 1 April 1979, were the only reprinted values perforated with a 14¼ x 14 gauge single row comb perforating head producing a I:I:I format.

Stamp value & issue number	Date	Comments
5c - 2	1980-04-08	1979 new standard rate
10c - 1	1980-08-11	1979 new international rate
30c - 1	1980-08-13	1979 new express rate

Fig.8.

The possible more than half a stamp width perforation of L margin (guillotined off) with full stamp width R margin with the narrower gauge 14 x 14¼

Walter Kroll perforating head	Single row ½ + 5 + ½ stamp P:P:P 14 & 14¼ gauge	3	4	5

Fig.9: (see table Fig.10)

All subsequent reprints, commencing from October 1980, now had all margins perforated to facilitate stamp separation. This was achieved by commencing the perforations one row earlier to perforate the top margin and by increasing the number of pins on either side of the original five only stamp format. A complex mix of perforation heads used by the three different Walter Kroll perforators is shown in the tables that follow. This assessment has only been possible from viewing uncut printer's proof sheets held in the Post Office Museum supplemented by the archives of the Government Printer.

The complex array of different single row comb perforating heads used for the 14 x 14¼ gauge reprints can be grouped according to various date format versions (discussed in part 1 published in the *SAP* Feb 2019 issue) as each date version represents a different time period of printing hence the use of a different perforating head and perforator.

The factor limiting the rate of stamp production was the perforation of the printer's stamp sheets as it was a labour intensive process limited to a maximum of 5 sheets at a time which had to be correctly fitted into the perforating machine carriage. To increase the speed of perforation, two single row comb perforating heads were adjoined to each other to function as a two row perforating unit. With such a small tolerance this was hard to believe to be possible but clearly achievable as demonstrated in the *Fig.14.* The first two adjoined single row comb perforation was used to perforate the second 1c reprint with its new top right control block of four stamps format dated 28 March 1983.

Digitised by the Department of Library Services in support of open access to information, University of Pretoria, 2024

Stamp value & reprint number	Date	Date version*
5c - 3	1980-10-13	V3 - short perf L margin
20c - 1	1980-10-15	
5c - 4	1981-09-30	V4 - short perf L margin
15c - 1	1981-10-16	
25c - 1	1981-10-26	
50c - 1	1981-11-13	
8c - 1	1982-01-20	V5 - short perf L margin

Stamp value & reprint number	Date	Date version*
3c - 2	1982-06-06	V6 - long perf L margin
2c - 2	1982-07-05	
4c - 4	1982-07-07	
10c - 2	1982-07-14	
20c - 2	1982-07-16	V6 - short perf L margin
15c - 2	1982-07-17	V6 - long perf L margin
25c - 2	1982-07-19	

*V3 - V5: the different date versions - see The South African Philatelist, February 2019. Vol 95:1, pp20-21.

Fig.10.

The five stamp with an additional stamp width perforation in L & R margin with a 14 x 14¼ gauge. Perforation from bottom upwards and seen only in the first 20c reprint



Stamp value & reprint no.	Date	Comments
20c - 1	1980-10-15	Perforation from bottom of sheet

Fig.11

Half a stamp (or possibly more) width perforation of L margin (off the printers sheet) with 6½ stamp (or possibly more) with a 14 x 14¼ gauge



Stamp value & reprint no.	Date	Comments
6c - 1	1982- 07- 08	Date version 6 - Left margin off printers sheet
9c - 1	1982- 07-13	
10c - 3	1983- 04- 07	Date version 6 - Left margin ½ stamp width

Fig.12.

The first 20c reprint printer's sheet, (left of *Fig.15*), is the only reprint that was perforated commencing from the bottom of the printer's sheet upwards.

The adjacent printer's sheet (right of *Fig.15*) is a similar looking 20c second reprint but was perforated from the top downwards.

It is not unreasonable to conclude that the same perforating head was used but that the printer's sheet was inserted into the perforator at a 180° variance and that both margins had an additional full stamp width perforation (if the sheet were broad enough to show both full margins).

These conclusions are, however, incorrect. Careful inspection of the perforations at the bottom left of the 20c (bottom up perforated) printer's sheet and

The half a stamp width perforation in L and R margin with the narrower gauge 14 x 14¼ - single row comb perforating head



Stamp value & reprint no.	Date	Comments
8c - 2	1982- 07- 12	Date version 6
30c - 2	1982- 07-20	
9c - 2	1983- 03- 31	Date version 7
1c - 2	1983- 03- 28	

Stamp value & reprint no.	Date	Comments
30c - 3	1983- 04- 11	Date version 7
2c - 3	1983- 11- 16	Date version 8
5c - 5	1983- 11- 23	
50c - 2	1983- 11- 30	

Fig.13.

The half a stamp width perforation in L and R margin with the narrower gauge 14 x 14¼ - two adjoined single row comb perforating heads

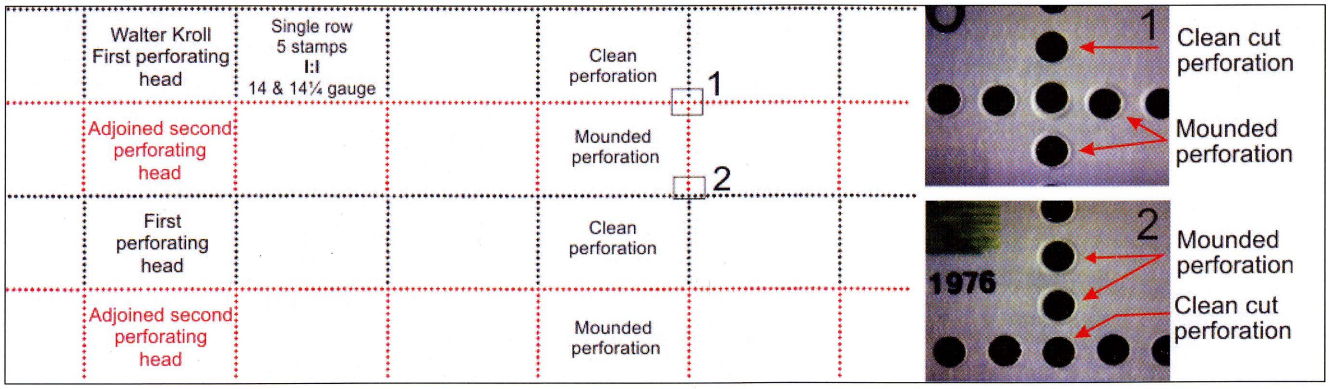

Stamp value & reprint no.	Date	Comments
1c - 2	1983- 03- 28	Date version 7
9c - 2	1983- 03- 31	
30c - 3	1984- 04 -11	

Stamp value & reprint no.	Date	Comments
2c - 3	1983-11-16	Date version 8
5c - 5	1983-11-23	
50c - 2	1983-11-30	

Fig.14.

Digitised by the Department of Library Services in support of open access to information, University of Pretoria, 2024

the top right of the top down perforated printer's sheets are not comparable and differ indicating that two different perforating heads and two different perforators were used for the two reprints. This is clearly demonstrated in the overlays shown in *Fig.17 & 18*.

A similar situation exists in the South African third definitive protea series R2 stamp with different perforation formats on control blocks of the same printed issue but being perforated by two different perforating heads by two different perforators.

There are two reasons for the irregular perforation from below upwards rather than the standard top down perforation for the Transkei first definitive printer's sheets. Firstly the printers sheets were incorrectly aligned to the right of the printing press rather than the correct left. Secondly, smaller sized sheets were printed too close to the top grip end necessitating perforation from the wider lower end margin.

This example demonstrates the importance of viewing full printer's sheets.



Fig.15.

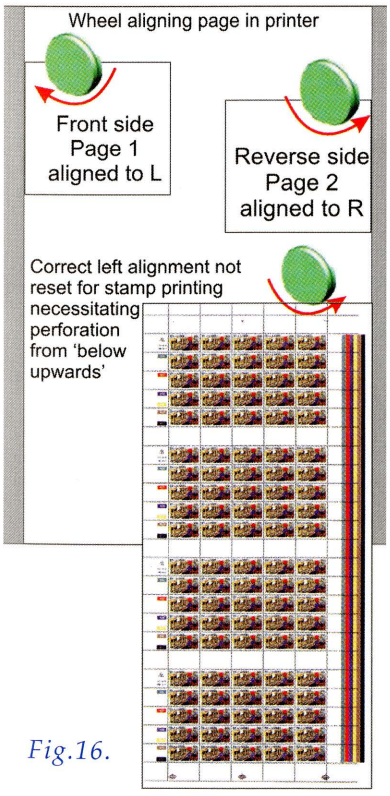

Fig.16.

Overlap of two bottom up perforated 20c first reprint

Overlap of the Post Office Museum printer's sheet and a pane from a private collection of the first 20c reprint show a perfect perforation match indicating the use of the same one row perforator comb head and by the same perforating machine.
Note the minor shift to the right indicated by the red arrow, confirming perforation from the bottom of the sheet.



Fig.17.

First 20c reprint turned 180° and overlaid with top down perforated second reprint

The top down perforated overlay has been shifted slightly to the right to demonstrate the second reprint perforating comb head had smaller perforation holes. The left image is part of Row 1 and the green arrow shows a slightly different alignment indicating a different perforation head use. Row 2 (right) shows a wider distance between the perforating rows (blue arrows) indicating that a different perforating machine was used.

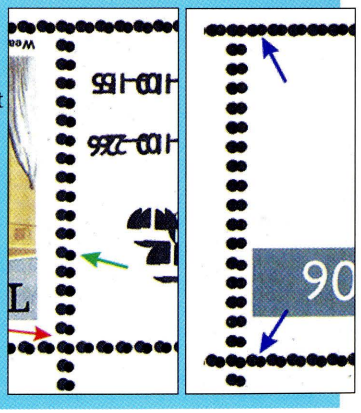

Fig.18.

NB. Not all the above reprints were perforated solely by the adjoined perforating heads

Digitised by the Department of Library Services in support of open access to information, University of Pretoria, 2024

Commercial punching vs stamp sheet perforation

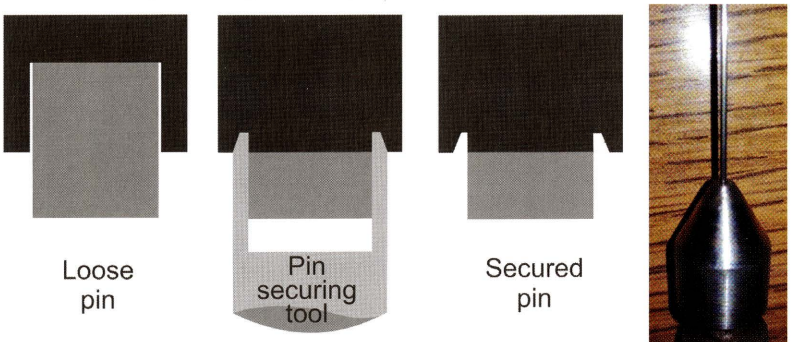

Fig.19: Tool used to secure a loosening pin



A loosening pin is secured with a special tool that results in an indentation of the pin holding plate *(Fig.19)*.

This can result in a circular indentation of the perforation hole when viewed from the top *(Fig.20)*. On a humid day the increased stickiness of the gum can stick to the pins and result in the eversion of the rough cut edge exposing it on to the top surface on withdrawal of the pins and giving the impression that the page has been perforated from the gummed reverse side. Sheets were never perforated from the gummed reverse side *(Fig.21)*.



Fig.20: with micro image of indented perforation holes



Fig.21: with micro image of everted rough perforation holes

We are grateful to Mr Gerhardt Potgieter, retired RSA Government Printing Works, Chief Printer, who has assisted the TBVC Society in explaining the findings which are detailed in this article and providing the pin securing instrument photos.

JOHN & MARK TAYLOR

CAPE OF GOOD HOPE

1864 De La Rue 6d. bright Mauve.
cancelled: POTCHEFSTROOM



An exceptional large margined example, of this rare usage.

Address: P.O. Box 37324, London N1 - 2YQ Tel: 020 7226 1503 Fax: 020 7359 7456

email address: markjtaylor@btinternet.com

Digitised by the Department of Library Services in support of open access to information, University of Pretoria, 2024

Exhibition news invited for all future local events

BELLVILLE PHILATELIC SOCIETY

Monthly meeting, 2nd Wednesday. Auditorium of the Bellville Library, Charl van Aswegen Rd, Bellville. Meetings start at 19h00 to 21h00 and consist of club cup competitions, workshops and fun evenings with specific themes. Members from other societies are regularly invited. *Chairperson*: Werner Barnard; wernerb@axxess.co.za
Secretary: Reanie de Villiers; 082 567 0353; philately@netpoint.co.za
Website: http://bellvillephilatelic.tripod.com
Contact the Secretary for further Programme details.

THE ROYAL PHILATELIC SOCIETY OF CAPE TOWN

Meetings are held every 2nd and 4th Monday of the month at 8.00pm at the Athenaeum, Camp Ground Road, Newlands. Visitors are always welcome.
Contacts: Mary Rogers 0729461767 or 021 5582662
President; Victor Millard 0828028882 or 021 6714613 *(Secretary);*
Email: royalphilct@gmail.com
Website: https://www.rpsct.org/

STELLENBOSCH FILATELISTEVERENIGING

Meeting – 1st Tuesday of the month at 19:00.
Plek: Biblioteek, La Clémence aftreeoord, Webers-valleiweg /Road, Stellenbosch. Ons hou uitstallings, ontvang gassprekers, ervaar praatjies/ demonstrasies, monthly newsletters with news on local philatelic activities, Show, Tell and Ask sessions covering all aspects of the hobby of stamp collecting. Besoekers altyd welkom. Visitors always welcome. Join us. Kom saam of kontak stellenboschstamp@gmail.com

PAARLSE FILATELISTE

Sedert 1951

Die Paarlse Filateliste vergader elke maand op die tweede Donderdag van die maand om 19h30. *Filateliste, seëlversamelaars en besoekers is baie welkom. Vergaderings is baie informeel en daar word lekker gekuier en daar is altyd iets te leer (en te ete). Vir meer inligting oor die program en vergaderplek kontak gerus vir:* Gawie Hugo: 083 956 2410 gawiehugo@gmail.com of Riaan Crafford: 022 4824005 n/u craffies@telkomsa.net

FISH HOEK PHILATELIC SOCIETY

Founded in 1954 and still promoting philately in the 'Deep South' of the Cape Peninsula. Circa 20 – 30 members and often a few guests gather once a month. FHPS reaches a wider audience on the internet since launching their website. Please have a look and maybe get ideas or inspiration for your own society. *The society meets every first Tuesday* at 19h30 at Civic Centre, Minor Hall, Recreation Road, Fish Hoek. *President:* Dave Young, email: davesueyoung@gmail.com *Secretary:* Volker Janssen.
Website: www.fhps.infoFHPS

GEORGE PHILATELIC SOCIETY

The Society meets every 2nd Thursday of the month, in the Minor Hall, Presbyterian Church, 8 Caledon St. *President*: Nick Zerbst 0836255804, *Secretary*: Rob Sinclair-Black 044 8746337. email: robrita@mweb.co.za

PORT ELIZABETH PHILATELIC SOCIETY

The society meets monthly at 19:00 on first non-holiday Monday at the Bible Society House, 31 Cotswold Ave, Cotswold.
For more information contact either Francois Friend (President, 082 554 8900, francois@softchem.co.za); David Brown (Vice president, 041 360 4025) or Rodney Maclachlan (Secretary / Treasurer, 072 619 5409).

FOUNDED 30 APRIL 1909

EAST LONDON PHILATELIC SOCIETY

The Heritage Room, 1st Floor, Berea Gardens 70 Jarvis Road, Berea. **Meetings :** Every 4th Thursday of the month. Time: 19h30
President : David Preston 0827742090.
Email<prestee@telkomsa.net>
Secretary: Carlos Da Fonseca 082 334 7603.

CASPIP

CAPE SOCIETY FOR PALESTINE-ISRAEL PHILATELY

Meets on the third Wednesday of the month, 20h00, excluding Jewish & Public holidays. Contact for details: Aubrey Katzef <akatzef@mweb.co.za> +27 (21) 4615134 President of CASPIP.

* **PLEASE NOTE:**
Back Issues *of The SA Philatelist are limited. Requests for any issue should be made in writing to The SA Philatelist, P.O. Box 131600, Benoryn, 1504. An electronic PDF file may be requested should a printed copy of the journal not be available.*

International *Exhibitions*

SINGPEX 2019

36th Asian International Stamp Exhibition, at Suntec Singapore.
Date: 31 July to 4 Aug 2019
South African Commisioner:Joof van der Merwe jnc1@vodamail.co.za

LONDON 2020

INTERNATIONAL STAMP EXHIBITION
Date: 2 to 9 MAY 2020
South African Commisioner: Patrick Flanagan.
patf@fgprop.com

Study Groups

EUROCIRCLE STAMP STUDY

Meetings in the Captain's Table at Woodmead - last Wednesday of each month at 20h00 (except December).

TBVC STUDY GROUP

Contact: Chairperson Jan de Jong djhome606@gmail.com *Secretary* Eugene du Plooy eugeneduplooy@gmail.com Meeting 1st Saturday of the month at 09:00am for 09:15am at the Greek Orthodox Church Pretoria Stamp Fair. Corner Lynnwood Rd & Roper St, Hillcrest, Pretoria - right opposite the entrance to the University of Pretoria.
Pretoria Fair & mini-auction, Greek Orthodox Church, cor Lynnwood Rd & Roper St, Pretoria, 09h00 to 14h00) 6/04; 4/05; 1/06; 6/07; 3/08; 7/09; 5/10; 2/11; & 7/12.

RSA SEËLSTUDIEGROEP

Vergader elke 2de Woensdag, 10vm van elke onewe maand (Januarie, Maart, Mei, Julie ens) by Filateliedienste in Silverton. *Kontak:* djhome606@gmail.com Doen uitstekende studie en navorsing en publiseer 'n gereelde maandelikse nuusbrief,

SOUTH AFRICAN STAMP STUDY CIRCLE

Meetings: First Saturday of month at 13h00 at the Thornhill Manor Retirement Village Hall, Modderfontein. *Contact*: Secretary, Keith Perrow o83 379 2626, email: keith.perrow232@gmail.com

RHODESIAN STAMP STUDY

The Rhodesian Study Circle holds regular member meetings and events across the world. Visitors are welcome to attend. For more information on meetings, visit http://www.rhodesianstudycircle.org.uk/engage/meetings or Contact the Secretary, Brian Zlotnick <email bzlot@blueyonder.co.uk> or postal address 10 Fortis Green Avenue, East Finchley, London, N2 9NA. UK.

PINELANDS STAMP CIRCLE

Meet on the last Wednesday of every month (except December) at 19h30 - Activities Hall of Pinelands Library, Howard Centre, Western Cape. The Circle caters for all interested in stamp collecting - from beginner to more experienced philatelists. Programmes for meetings include displays of stamps, talks by visiting speakers and member's 'Show and Tell' exhibits. The Circle operates an Exchange Circuit and holds auctions from time to time. Visitors are always welcome! *Contact:* Marilyn Crawford at 021689 5050 or email: m.tristan.crawford@gmail.com

THE CAPE STAMP FAIR

Bellville Valley DRC Hall, c/o Postma & St Andrews Streets, 9am - 12:30pm. Public parking & entrance is in St Andrews Street. All welcome, free entrance & parking, refreshments available. Large contingent of dealers in attendance to sell, buy, evaluate and advise on all aspects of philately, including stamps, envelopes, covers, postcards, correspondences, postal history, revenues, documents & non-fiction books of a historical nature, plus coins, banknotes & medals, etc.
Stamp Fair dates: **(all on 1st Saturday monthly)**
6 July *, 3 Aug, 7 Sept, 5 Oct, 2 Nov, 7 Dec. *** The Stamp Fair on 6 July returns to the old venue (Bergsig DRC Hall) as Bellville Valley unavailable in July 2019.** Auctions for 2019 continue to be at the Bergsig DRC Hall c/o Boland Way & Protea Way, Durbanville. Auction dates 2019: 20 July, 21 Sept, 16 Nov. *Contact:* Ken Joseph ken@philatelicfriends.com

Digitised by the Department of Library Services in support of open access to information, University of Pretoria, 2024

WITWATERSRAND PHILATELIC SOCIETY

P O BOX 61166 MARSHALLTOWN 2107

Venue: Country Club Johannesburg, Napier St, Auckland Park. For info contact the President: Herbie Schaffler RDPSA 082 722 7604.

Dates for Society Meetings 2019 always on a Wednesday at 20h00

12 June	- One-Frame Evening
10 July	- Roads Less Travelled
14 August	- Grand Challenge Match
11 September	- Second Competitive Evening
9 October	- Favourite Cover/s
13 November	- Invited Exhibitor from National Exhibition
4 December	- President's Evening + Cocktail

EUROCIRCLE STAMP STUDY

For 2019 the meetings - Bishops at Woodmead. The second meeting of each month, except December, is held on the last Wednesday of the month. This is effectively a study group.

EDENVALE PHILATELIC SOCIETY

Meets first Saturday monthly at Thornhill Manor Retirement Village Hall, Modderfontein at 1pm *Meetings consist of club competitions, workshops, themed events and many other fun activities. Membership is varied and mainly consists of general stamp collectors. Light refreshments are served. All are welcome - from the novice to more advanced collectors.* Our Facebook page allows club activities to continue 24/7; search for *Edenvale Philatelic Society*. All welcome. *Contact:* Colin Bousfield 082 309 8656

EAST RAND PHILATELIC SOCIETY

NEW VENUE - now meeting at the Games Room, Country Life Retirement Village, corner Main/ Stanley Rd, Brentwood Park,13h30 last Saturday each month. Exhibits, talks and workshops by members and invited guests. Items of interest, quiz, general networking. Refreshments and safe parking. *President*: Jimmy Mitchell; jimmy.hcmitchell@gmail.com *Secretary:* Paul Hammerton. hampaul@ananzi.co.za

PHILATELIC SOCIETY OF JOHANNESBURG

President: Clive Carr, Tel: 011 789 6357 *Meetings:* 19h30, Third Wednesday of the month, at Blairgowrie Recreation Centre, Park Lane, Blairgowrie. P O Box 131037, Bryanston 2021, South Africa.

2019 meeting programme

19 Jun	: Mini Exhibits, 1 to 16 pages
17 Jul	: Foreign, the art of philately & philately as art
31 Jul	: *5th Wed*, Society auction
16 Oct	: My favourite (Maximum of one frame) + thematic exhibits
30 Oct	: 5th Wed – TBD
20 Nov	: Inter-society quiz & invited exhibits
Nov/Dec:	End of Year Function – TBD

SMALLS

Wanted: My son, Yasser would be happy to receive some stamps from you. Thank you for your generosity. *Contact:* Boukerzaza yasser. Cité benboulaid Bt D2 N°5 Montpensier BLIDA 09000. ALGERIA. mirak197725@gmail.com

For Sale: From an inherited collection of South African First Day Covers (about 500). Interested? Contact: Susan Grey mailto:greysusan21@gmail.com or patf@fgprop.com

SANDTON PHILATELIC SOCIETY

Meets on the first Monday monthly (Feb to Dec) *Venue:* Blairgowrie Recreation Centre, Park Lane (off Susman Avenue), Blairgowrie. Time: 7:30 for 8:00 PM. **The society has an active exchange packet circuit and members with a wide range of philatelic interests.** Visitors are welcome. For further information contact: Chris Carey 083 6622150 / 011 6732229 / ccarey@icon.co.za

WEST RAND PHILATELIC SOCIETY

Meets 3rd Wednesday monthly at 19h30 at Panorma Sports Grounds, Cornelius St, Weltervreden Park. PO Box 198 Florida Hills 1716. *Contact*: Andries Nel, 083 269 9374. *Chairman* or *Secretary* Ian Walker. Tel: 011 4721161. email: ianwalker@vodamail.co.za

PRETORIA PHILATELIC SOCIETY

Meets on the first Monday **evening** monthly at 19:30 at Statech Centre, St. Albans College, Clearwater Street, Lynwood Glen. Monthly newsletter, active exchange section and loads of expertise on traditional philately and postmarks. **Day meeting:** every first Thursday of the month following the first Monday in Glen Carpendale's shop, Kilner Park Galleries, 6 Wilkinson Street, Kilner Park, Pretoria. Stamp displays, talks & socialising. *President:* André du Plessis. andredupfs@gmail.com 083 399 1755. *Vice-President:* Alex Visser. alex.visser@up.ac.za

AFRIKAANSE FILATELIEVERENIGING VAN PRETORIA

Vergader elke 3de Saterdag van die maand om 10:00 by die NG Kerk Queenswood in Garretweg, Queenswood. Baie aktiewe groep wat gereeld bywoon. Nuusbrief *'Die Posduif'* verskyn maandeliks. Voorsitter is Petra Heath en Sekretaris is Herman van Niekerk. Kontak: arnot@telkomsa.net

THEMATICS SA PRETORIA CHAPTER

Meeting 1st Saturday monthly at the Greek Orthodox Church Pretoria Stamp Fair @ 10:00 for 10:15. Vibrant & active group of attendees – loads of expertise and lots of topical discussions. *Group Leader:* Helena Snyman Helena.snyman@gauteng.gov.za

OFS PHILATELIC SOCIETY

Society meets every 4th Friday monthly, (except December), at 19h15 at the museum of the Boer Republics in Memorium Road, Bloemfontein. ***President***: Dr Neil Cronjé and ***Vice president***: Garry Osthoff email: OsthoffG@ufs.ac.za

ZIMBABWE - BULAWAYO

Royal Philatelic Society of Zimbabwe meets the second Saturday of each month (Except December) - 2:00pm for 2:30pm. at the National Natural History Museum, Park Road, Suburbs, Bulawayo. email: phil.soc.zim@gmail.com

QSA auctions - Kyalami Country Club, Midrand, 09h30 to 13h30. Dates: 15 June; 20 July; 17 Aug; 21 Sep; 19 Oct; 16 Nov; & 21 Dec.

DIE POSBOOM FILATELIE VERENIGING

Tweede Maandag van elke maand om 7nm Posbus10647, Danabaai, 6510. St Peter's Kerksaal, Marsh Straat, Mosselbaai. Jaarlikse Algemene Vergadering: November. *President*: Japie de Vos 082 767 5004 / 044 695 0705 epos: sanjari@mweb.co.za *Sekretaresse*: Gerrie Conradie 082 952 6700 Tel / Faks 044 698 1074. epos: gajcon@gmail.com

THE PHILATELIC SOCIETY OF KWA-ZULU NATAL

Meetings are held at the Classic Motorcycle Club, 137 Tara Road, Bluff, Durban at 10h00 on the 2nd Saturday of the month.

Contacts:

- President: Zbigniew Kawecki, 082 968 6888
- Treasurer: Jeroen Wentink, 082 33 97 588
- Secretary: Harald Deg, 084 464 7171

Association email : KZNPhilately@holistic.cc 'Stamp Exhibitions' with a theme of what to do and what not to do to achieve success... ***'All are welcome'***

HIGHWAY PHILATELIC SOCIETY DURBAN

HPS, Durban, meets at the German Club, 7 Barnham Rd, off Essex Terrace, Westville. 09h00 - 11h30 **every third** Saturday of the month. Open invitation to other Philatelic Societies and interested visitors - from beginners to seasoned collectors. Youth encouraged to attend. 'Theme' Exhibits & 'Show-and-tell' Frames by Members, Instructive talks and general networking. Free entrance. Teas/ coffees available. Safe parking. German Restaurant open for lunch. The Committee encourages past and new visitors to join us and get involved in this wonderful social hobby of Kings.

President: *Leigh Hen-Boisen, leigh.hb@gmail.com Secretary: Bronwen Edwards, edwards@worldonline.co.za Membership: Bev Chittenden, bev@natalaircon.co.za or Barry Livsey, livsey@netsolutions.co.za*

Established in 1924 MARITZBURG PHILATELIC SOCIETY

VENUES:

1. Ordinary Stamp Club meeting every third Monday at 16h00, St Mathews Parish Hall, 115 Hesketh Drive, Hayfields, Pietermaritzburg

2. ***Thematics Group*** *meeting every third Saturday at 09h00. 8a Sanders Road Scottsville 3201, Pietermaritzburg*

The Executive Committee meets on the first Saturday of every month at 11h00.

President: Dave Wyllie, Club President / Competitions & Speaker. ***Treasurer:*** Heather Wyllie.

Secretary: Aubrey Bowles. 082 316 3308. burncree45@telkomsa.net aubrey.bowles45@gmail.com

- Ron Buchell - Deputy Treasurer,
- Janet Kimmince - Membership Secretary,
- Gordon Bennett - Stamp Book Circuit Officer,
- Graham Bruce - Librarian,
- Joyce Hulse - Assistant Librarian,
- Val de Jager - Catering Officer

Publicity and Monthly Newsletter, information on Society activities can be obtained from Aubrey Bowles.

Digitised by the Department of Library Services in support of open access to information, University of Pretoria, 2024

BY APPOINTMENT TO
HER MAJESTY THE QUEEN
PHILATELISTS
STANLEY GIBBONS LTD
LONDON

STANLEY GIBBONS

LONDON 1856

KING EDWARD VII ALBUM (1901-1910)

Designed to compliment the King George V and King George VI Albums, the new King Edward VII Album is in four volumes, securely held within two matching slip cases.

Once again, pages are neatly laid out, with the current SG number in every box for easy identification. The lay-flat, 22-ring binders allow you to work on your collection without removing the pages, which, together with the option of having hingeless mounts already applied to the pages, makes the album not only supremely stylish, but simplicity itself to use.

The stamps of the Indian Convention and Feudatory States are housed in a separate volume.

King Edward VII 4-Volume Album (1901 - 1910)	R3414	R6250
King Edward VII 4-Volume Luxury Hingeless Album (1901 - 1910)	R3414HL	R11875
King Edward VII Indian States Album	R34141S	R1750
King Edward VII Indian States Luxury Hingeless Album	R34141SHL	R3375





SPAIN AND COLONIES

- *1st Edition 2019*

This new catalogue provides a comprehensive priced listing of the stamps of Spain, Andorra (French Post Offices) and Andorra (Spanish Post Offices). Specimen stamps now listed for Spain, Cape Juby, Cuba, Fernando Poo, Philippines, Puerto Rico, Spanish Guinea, Spanish Morocco, Spanish Post Offices in Morocco & Tangier and Spanish Sahara.

R1435-19 **R700**

Our distributor in South Africa is Peter Bale Philatelics, cell: 082 330 3925.
Please use this contact for all of your requirements.

Digitised by the Department of Library Services in support of open access to information, University of Pretoria, 2024

SPINK

Where History is Valued

THE PHILATELIC COLLECTORS' SERIES
LONDON | 10-11 JULY 2019

Featuring much of Southern Africa interest including States, South Africa and the Rhodesias with the "Rothman" collection of Covers and Cancellations



For more information contact David Parsons or Ian Shapiro:
David Parsons: Tel: +44 020 7563 4072 | Email: dparsons@spink.com
Ian Shapiro: Tel: +44 020 7563 4000 | Email: ishapiro@spink.com

SPINK LONDON | 69 Southampton Row Bloomsbury | London WC1B 4ET

#SPINK_AUCTIONS WWW.SPINK.COM

Digitised by the Department of Library Services in support of open access to information, University of Pretoria, 2024

AUGUST 2019

The South African Philatelist

All about stamps

THE JOURNAL OF THE PHILATELIC FEDERATION OF SOUTH AFRICA SINCE 1932

volume 95:4. 955

www.sapa.africa

FREE TO AFFILIATED MEMBERS





Union Revenue Stamps



Entertainments Tax In South Africa



The St Helena George V Silver Jubilee Varieties

9 771812 164020

ISSN 0038-2566

Digitised by the Department of Library Services in support of open access to information, University of Pretoria, 2024

Sandafayre

The Stamp People



Since 1976 our *unique weekly auctions*

offer you **1000's** of lots from **£20** to **£20,000**

Professional descriptions and pricing

(by our full time career philatelists)

Professional Customer service

(from our fully qualified accounting and administrative staff)

Professional packing and shipping

(by our dedicated full time despatch team)

visit Sandafayre.com

Follow us on:

SANDAFAYRE, PARKGATE, KNUTSFORD, WA16 8DX, UK. Tel: +44 (0)1565 653214 Email: stamp@sandafayre.com

Digitised by the Department of Library Services in support of open access to information, University of Pretoria, 2024

AUGUST 2019 Vol 95 Number 4 Whole No 955

The South African Philatelist

Contents

The Journal of the Philatelic Federation of South Africa
www.sapa.africa

Awards:
- Large Silver Hafnia 1994,
- Silver Bronze Pacific 1997,
- Vermeil APS Stampshow1999,
- Large Silver Egoli 2001,
- Federation Plaque 2004,
- Silver España'06, Literature Award 2006,
- Large Silver NZ Literature Exhibition 2007,
- Large Silver JAKARTA 2008,
- Large Vermeil IPHLA 2012.

REGULARS

112 Letter to the Editorial Board
112 Closing dates for future issues
114 Phun with Postmarks
116 New Issues
118 The 'ABC' of Stamps
133 Errors on Stamps
141 Society news

ADVERTISERS

110 Sandafayre
115 John & Mark Taylor
119 David Feldman SA
121 Janssen Stamps
125 Bill Barrell Ltd
135 SAPDA
139 Stamp's Friends
143 Stanley Gibbons
144 Spink

FEATURES

113 2019 - East Rand 100 Stamp Show and JUNASS
115 London 2020 Exhibition Great News
Commissioner Patrick Flanagan RDPSA
115 Algoapex 2020
120 American Curios
by Chris Mobsby
122 Revenue stamps of the Union: Fee for Additional Stock Stamps Used for Taxation on Crown Lands
by Dr Gerhard Kamffer RDPSA
126 Entertainments Tax Part 1
by Dr Ian Matheson RDPSA
128 Obituaries: Glen Carpendale, John Cheminais RDPSA and Mike Dove
129 Report back - China International
by Dr Neil Cronje RDPSA
130 The St Helena George V Silver Jubilee Varieties
by Francois Friend
132 A very 'Mixed' Zambian Cover from Katima Mulilo in South West Africa
by Ted Roberts
134 Parcel Post with a blonde or a black
by Monus Flemming
136 Message In A Bottle
by Jimmy Mitchell
140 A Cover from Matabeleland
by Andrew Briscoe

THE EDITORIAL BOARD
Alan Rose: roses@wol.co.za
Moira Bleazard: bleazard@telkomsa.net
Robin Messenger: messenger.robin@gmail.com
Janice Botes *Production Editor*: janice@gdb.co.za
David Wigston: speedbird.imperial@gmail.com
Peter van der Molen RDPSA, FRPSL: molens@pixie.co.za

EDITORIAL CONSULTANTS
Alex Visser : alex.visser@up.ac.za
Chris Mobsby RDPSA, FRPSL: mobsbyc@mweb.co.za
Michael Wigmore RDPSA: dcrocker@lando.co.za
Gerhard Kamffer RDPSA: kamffer@netactive.co.za

FEDERATION SECRETARY
Jill Redmond RDPSA: pfsasec@mweb.co.za.
Tel: +27 (0) 11 917 5304

PRODUCTION & LAYOUT
Janice Botes: janice@gdb.co.za
Tel: +27 (0) 11 454 5940

All South African stamps are reproduced with the permission of SAPO
Post Office

Digitised by the Department of Library Services in support of open access to information, University of Pretoria, 2024



Correspondence to THE SA PHILATELIST should be addressed to the Editorial Board. Material received is most welcome and will be reviewed. Articles, letters and items of interest may be published and stand the chance of being rewarded with a STAEDTLER writing gift.

Sponsored by STAEDTLER®

PLEASE NOTE:

Enquiries regarding subscriptions and membership can be referred to Jill Redmond RDPSA at pfsasec@mweb.co.za Tel: +27 (0)11 917 5304

Contributions and **letters** for the publication must be forwarded to the Editorial Board of *The SA Philatelist*, PO Box 131600, Benoryn, 1504. South Africa or email: janice@gdb.co.za

Subscription & circulation:
Annual subscription rate for 2019 in South Africa is R324.00. For SADC countries, the subscription is R600.00 per year. International overseas, the subscription is R800.00 per year. These prices all include postage via airmail.

Should you have enquiries or wish to subscribe, please communicate with the Membership Secretary/Subscriptions Manager: email: pfsasec@mweb.co.za
Publication: This journal is published by ***The Philatelic Federation of South Africa***. The Secretary is Jill Redmond RDPSA. P O Box 9248, Cinda Park 1463. email: pfsasec@mweb.co.za
Tel: +27 (0) 11 917 5304
Advertising: Rates available from the Advertising Manager, Box 131600, Benoryn, 1504
or email **The Production Editor:**
Janice Botes email: janice@gdb.co.za

Bluff Post Office closes permanently

Residents are urged to use the Jacobs or Rossburgh branches.

The CAXTONS *Southlands Sun* local paper, published this information of the closure of the Bluff, KZN Post Office branch.

The Ward 66 councillor, JP Prinsloo, said he first heard of the Bluff branch closure on social media. *"It is unacceptable that a governmental institution closes its doors without proper notification to the community they are supposed to serve. This is an essential service being provided to the community and it is unacceptable to expect people to travel long distances to access these services. This will be investigated to ensure that Bluff residents do not bear the brunt of governments failure to run this department effectively,"* he said.

The Bluff Post Office was permanently closed on Tuesday, 11 June 2019.

Residents can expect to travel an extra two kilometers from the Bluff Towers, where the postal service was situated, to the Jacobs branch. According to communication specialist for corporate affairs, Nobuhle Njapha, the Bluff service is permanently discontinued with no future prospects of reopening. *"The Bluff Post Office has been amalgamated with the Jacobs Post Office, which is two km away at 190 Bluff Road. Rossburgh Post Office is also four km away with motor vehicle licensing services,"* she said.

A writ of execution on the door states



that an amount of R121 814.28 was to be realised by public auction, suggesting that the branch was in arrears to its landlord, however, Njapha refuted this.

"The Post Office is in discussions with the property owners about his claim. All amounts owed to them have been paid."

The *Sun* newspaper visited the branch and witnessed a number of residents walk up towards the door where the notice was served and leave frustrated. *"I grew up in this area, I've been walking to this post office since my teen years. Now at my old age, I have to go to Jacobs for postal services. It's a great inconvenience,"* said a resident who wished to remain anonymous.

While the merging of the Bluff and Jacobs branches may mean a longer trip to residents, those using postboxes can have peace of mind knowing that besides the move, nothing else will be affected, namely the receiving address and postbox number.

sent via gmail.com

DISCLAIMER:

The views expressed in this publication do not necessarily represent those of the Philatelic Federation of South Africa. While every effort is made to ensure accuracy and honesty in the editorial columns of this magazine, the publisher and editor cannot be held responsible for inaccurate information supplied and consequently published. Publication of articles is subject to availability of space and cannot be guaranteed in each edition. Copyright for material published in this magazine is strictly reserved. Illustrations are not necessarily actual size because of space constraints.

EDITORIAL POLICY:

The Editorial Board reserves the right to accept or decline any articles, letters or any other material submitted for publication, and reserves the right to effect minor changes of spelling, punctuation, grammar and word choice without requesting prior permission from the author(s). For more substantial revisions, such as shortening or restructuring, either the Board will request the author(s) to effect such changes or will propose amendments to the author prior to publication - if no agreement can be reached then publication will be declined.

SAVPEX 2019
The South African VIRTUAL Philatelic Exhibition
Held under the auspices of the Philatelic Federation of South Africa

The best exhibit, with the permission of the exhibitor, will be colour printed and put on show at the EAST RAND 100 STAMP SHOW

The SA Philatelist

Publication closing dates for **FINAL** submission of Advertising Material to avoid late delivery ; ***ARTICLES should be submitted in the month prior:***

- ***October*** 2019 - Vol. 95: 5. 956 **10/09/2019**
- ***December*** 2019 - Vol. 95: 6. 957 **08/11/2019**
- ***February*** 2020 - Vol. 96: 1. 958 **06/01/2020**
- ***April*** 2020 - Vol. 96: 2. 959 **09/03/2020**
- ***June*** 2020 - Vol. 96: 3. 960 **08/06/2020**

Digitised by the Department of Library Services in support of open access to information, University of Pretoria, 2024

East Rand 100 Stamp Show

under the auspices of the Philatelic Federation of South Africa

VENUE: The Lakes Hotel. 1 Country Lane, Lakefield. Benoni.
DATE : Wednesday **4 September** to Saturday **7 September 2019**

CHAIRMAN OF THE ORGANISING COMMITTEE : Ian Matheson RDPSA

It's all systems go for the 2019 National Exhibition. The Organising Committee is hard at work getting everything into place. In a month's time, the doors will open on the East Rand 100 Stamp Show. The purpose of the Exhibition is to celebrate the Centenary of the East Rand Philately Society, who are this year's hosts.

There are some 300 competitive frames together with a non-competitive section where collectors can show off their treasures. We also have extensive Invited and Court of Honour sections, not to mention JUNASS. An added attraction will be an auction, details to be released closer to the time; as well as several dealers, including some from overseas. A unique feature of ER100 will be that judging will take place while the exhibition is open to the public for viewing. This gives you an opportunity to see a jury at work. The venue is a state-of-the art conference hall which can seat 1,500 people. It is located at The Lakes Hotel and Conference Centre in Benoni which overlooks the Swan Lake with an emphasis on nature. Yet, the venue is only 10 km from OR Tambo Airport and is just off the N12 highway making it easily accessible for those coming from Johannesburg or Pretoria. The hotel offers plenty of secure parking near to the hall.



The Palmares will be held on the evening of Saturday, 7 September 2019 at The Lakes Hotel and Conference Centre. Tickets for the Palmares are already available at R350 per person and can be obtained from Tom Dooley. Contact him on 082 546 7649. Tickets will also be available from the reception desk during the Exhibition. This event will also feature a retrospective about the East Rand Philatelic Society.



PROGRAMME:

Tuesday: 3 Sep: acceptance of exhibits, 11:00 to 13:00
Wednesday: 4 Sep: Official opening, 10:00, exhibition open 10:00 to 19:00
Thursday: 5 Sep: Exhibition open, 10:00 to 19:00
Friday: 6 Sep: Annual Congress, 09:00 to 16:00, exhibition open 10:00 to 19:00
Saturday: 7 Sep: Exhibition open 10:00 to 17:30,
Palmares and ERPS Centenary Dinner, 19:00



East Rand 100 JUNASS

Digitised by the Department of Library Services in support of open access to information, University of Pretoria, 2024



Phun with postmarks

by Alex Visser RDPSA, Pretoria Philatelic Society Email: alex.visser@up.ac.za

What are Hand Roller Cancellers and Machine Cancellers / Machine Roller Defacers?

These instruments are often confused as their impressions look alike. Both could have wavy lines and a circular date stamp, all impressed in one operation. Both instruments are cylindrical which allows a continuous impression. The difference is easy to identify on cover, as machine cancellers are typically on regular mail that went through a cancelling machine, whereas hand roller cancellers are used on parcels or bulky envelopes. Style is also readily identifiable. Berry indicated that a hand roller defacer had a circumference of 86mm, and the image was therefore repeated. Fig.1a illustrates a hand roller cancel and Fig.1b a machine cancel.



Fig.1: Examples of (a) Hand Roller Canceller, and (b) Machine Canceller.

The 1854 Hand Roller Defacer, used at Grahamstown in Fig.2 (from Goldblatt); was the only office where this was used (innovative postmaster?). It was used to deface postage stamps on newspapers. Ordinary cancellers at the time proved unsatisfactory as they were prone to cut into the soft paper on which newspapers were printed. Two defacer styles are known.



Fig.2: Early Hand Roller Defacer used at Grahamstown.

As the volume of parcel post with multiple postage stamps increased the need for a new stamp defacing instrument was identified. In 1899 the hand roller canceller shown in Fig.3a was introduced. It had no date. After a few years this was replaced in the larger Cape offices by the style shown in Fig.3b, again without date. These were also used at other offices, for example Bloemfontein after Union, seen on KGV stamps. Undated parcel handstamps were used after this period (Fig.4).



Fig.3: 1899 Hand Roller Defacer (a) and later version (b).



Fig.4: Undated parcel handstamp of Ladismith, Cape.

About 1960 Hand Rollers were again brought into use at the larger offices (Berry). The style was either a horizontal date (Fig.1a) or a vertical date (Fig.5a). Some instruments had counter numbers at the base, and some had PAID inscribed at the base. After the new Y2k (the year 2000) cancellers were introduced the hand roller cancellers had the same Swiss style (Fig.5b). Note that PAID handstamps or roller cancellers used after 2000 are relatively scarce as the system of using only PAID handstamps was stopped in about 2002.



Fig.5: Two styles of modern hand roller cancellers.

Not all machine cancellers had wavy lines as flags. A large number had slogans, which are of course readily recognisable. During the Cape Postal Administration, machine cancels without flags (only the circular date stamps) were used as transit marks on incoming mail.

More about Postal Training Schools

In my column of May/June 2018, I introduced the topic of postal schools. Joh Groenewald RDPSA, discovered that Oudtshoorn also had a school, and Putzel and Visser had recorded two date stamps unbeknown that they were used at the school. The one date stamp with L2 (L for learner) is shown in Fig.6. It has been recorded used from 13.6.1961 to 11.8.1978. The latter date was from a survey of date stamps in use in 1978, whereas the earlier dates (1961/6) were on registered covers indicating that the trainee, or at least the date stamp, was doing duty. The other date stamp (26 mm diameter with L at base) was seen used from 6.3.1967 (on registered cover) to 23.3.1967. The copies are poorly struck and will not reproduce. It was not on the date stamp survey suggesting that it may have had a shorter life than the L2 instrument.



Fig.6: Date stamp used at the Oudtshoorn postal training school.

See References on the next page...

Daar bestaan dikwels verwarring tussen die identifikasie van hand roller stempels en masjienstempels, aangesien beide met 'n ronde datumstempel en golfies mag bestaan. Eersgenoemde is dikwels op pakkette en veelvuldige seëls terwyl die masjienstempel gewoonlik op gewone pos voorkom. Die styl is ook verskillend. Dus is dit nie te moeilik om 'n onderskeid te maak nie. Nie alle masjienstempels het golfies nie want baie het slagspreuke.

Dit is bemoedigend dat hierdie rubriek nog steeds stimulasie aanwakker, en nuwe inligting na vore bring. Ons weet nou dat daar ook 'n posskool op Oudtshoorn was in die 1960s en 70s.

Digitised by the Department of Library Services in support of open access to information, University of Pretoria, 2024

The Port Elizabeth Philatelic Society is hosting the ALGOAPEX 2020 National Stamp Exhibition from 14 to 17 October 2020.

The exhibition will be held at the Sun International Boardwalk Hotel Convention Centre. Chairman of the Jury for the exhibition will be Michael Wigmore RDPSA. For any further information please contact either Francois Friend at francois@softchem.co.za or Rodney Maclachlan at rhmaclachlan@gmail.com

Phun References, continued from p 114.

- Berry, TB, ca 1966. *South African Postmarks – A synopsis of the routine handstruck cancellations 1910 – 1966.* Philatelic Federation of Southern Africa, Johannesburg.
- Goldblatt, R, 1984. *Postmarks of the Cape of Good Hope,* Reijger Publishers, Cape Town.
- Vermaak, SJ, 1979. A *chronology of the postal slogans of South Africa.* SAC, Florida.

2 2 LONDON

London 2020 Specialised World Stamp Exhibition 2- 9 May 2020

South African Commissioner:
Patrick Flanagan. Tel: + 27 83 265 5649
Email : patf@fgprop.com

GREAT NEWS FOR LOCAL EXHIBITORS

Good support with some 23 entries received and submitted to the London 2020 Commissioner General by the 30 June closing date.

This equates to some 123 frames of material embracing 1968 pages, with a good spread of traditional, postal history, aero, open class & post card entries.

The organisers have indicated that they expect to advise National Commissioners by end August - early September of those accepted. This will leave good time for those accepted to fine tune or tweak their exhibits.

It should be borne in mind that the exhibition is over 8 days with exhibits split over two 4 day periods and two judging cycles. For this reason I am hoping for a high percentage of acceptances.

The quality of the exhibits entered by South African exhibitors is, in my view, of good standard, befitting a major world exhibition.

I understand, according to the organisers that arrangements are progressing well and that London 2020 is likely to exceed the standards of previous major London Exhibitions.

Both FEPA (the European Federation) and FIP have endorsed the exhibition.

Please remember that I, as your National Commissioner act as your go-to person for any information you may need prior to the Exhibition and as your point of reference for Jury comments on your exhibit after the exhibition.

The venue, *The Business Design Centre, Upper Street, Islington in North London* is readily accessible by Underground, bus and taxi. A great number and variety of pubs and restaurants are within walking distance as are a number of hotels across a broad range of quality and cost.

The Philatelic Federation of South Africa, with support from the Philatelic Foundation, is providing accepted exhibitors with a 75% subsidy on frame fees.

JOHN & MARK TAYLOR

SOUTHERN RHODESIA

1931-7 5/- Blue & blue-green var.
PRINTED ON THE GUMMED SIDE. S.G. 27a



A major rarity of the Colony

Address:
P.O. Box 37324,
London N1 - 2YQ
Tel: 020 7226 1503
Fax: 020 7359 7456
email address:
markjtaylor@btinternet.com

Digitised by the Department of Library Services in support of open access to information, University of Pretoria, 2024

NEW SOUTH AFRICAN STAMP ISSUES - 2019 - Part III

by Robin Messenger,
South African Stamp Study Circle



• 19 June 2019 - FAMOUS DIAMONDS OF SOUTH AFRICA

Denominations: 10 x Airmail Postcard (R 9.20)
Designer: Thea Clemons from photographs supplied by the De Beers Group or by Phillip Mostert (stamps 1 and 9).
Diamonds depicted are:

1) The *'Cullinan'* from Premier Mine - Gauteng (1905);
2) The *'Star of South Africa'* from Hope Town, Kimberley, Northern Cape (1869);
3) The *'Jubilee'* from Jagersfontein Mine - Free State (1895);
4) The *'Eureka'* from Hope Town, Kimberley Cape (1866);
5) The *'Golden Jubilee'* from Premier Mine - Gauteng (1985);
6) The *'Centenary'* from Premier Mine - Gauteng (1986);
7) The *'De Beers'* from Kimberley - Northern Cape (1988);
8) The *'Heart of Eternity'* Gauteng (2000);
9) The *'Blue Moon of Josephine'* from Cullinan Diamond Mine - Gauteng (2014);
10) The *'Excelsior'* from Jagersfontein Mine - Free State (1893).



Printer: Cartor Lithography, France
Process: Offset lithography
Stamp size: 35mm square
Sheetlet size: 190 x 190mm
Quantity: 30,000 sheetlets
Cylinder numbers: 8593 (blue/ cyan), 8594 (red / magenta), 8595 (yellow) and 8596 (black)
Paper: Adhesive 247gms
Gum: Self-adhesive
Perforation: Simulated serrated kiss-cut of gauge 11.05. Stamps are separated by 5mm gutters in the centre of which are roulettes to aid separation of the individual stamps. These roulettes extend through sheet margins and also through the backing paper.
Phosphor: 2.5mm wide bands in a 'V' shape on lower two edges of each stamp
Printing sheet size: 430 x 640mm comprising three rows of two sheetlets

First Day Covers: Nos. 8.119 and 8.120 of standard size (190 x 101mm) of which 1,000 of each were produced
Canceller: No. 8.117 – 'CULLINAN'/'FAMOUS DIAMONDS · 2019.06.19'

A set of 11 official SAPO postcards without imprinted stamps was also issued.



Digitised by the Department of Library Services in support of open access to information, University of Pretoria, 2024

18 July 2019 – CYCADS – TREES OF MYTH AND LEGENDS



Denominations: 5 x Standard Postage (R4.55)
Designer: Roulaine van Belkum, featuring the following Cycads:

Row 1 - Woolly Cycad / Wollerige-broodboom *(Encephalartos heenanii)*
Row 2 – Venda Cycad / Venda-broodboom *(Encephalartos hirsutus)*
Row 3 – Lydenburg Cycad / Lydenberg-broodboom *(Encephalartos inopius)*
Row 4 – Albany Cycad / Albany-broodboom *(Encephalartos latifrons)*
Row 5 – Kaapsehoop Cycad / Kaapsehoop-broodboom *(Encephalartos laevifolius)*

Printer: Cartor Lithography, France
Process: Offset lithography
Stamp size: 39 x 30mm
Sheetlet size: 118 x 195mm, comprising five rows of two identical designs
Quantity: 30,000 sheetlets
Cylinder numbers: 8597 (cyan/blue), 8598 (magenta/red), 8599 (yellow) and 8600 (black)
Gum: Self-adhesive
Perforation: Simulated Serpentine kiss-cut. Stamps are separated by 5mm gutters in the centre of which are roulettes to aid separation of the individual stamps. These roulettes extend through sheet margins and also through the backing paper.
Phosphor: 3mm wide bands at bottom and right of each stamp
Printing sheet size: 665 x 520mm comprising two rows of four sheetlets
First Day Cover: No. 8.121 of standard size (190 x 101mm) of which 1,000 were produced
Canceller: No. 8.118 – 'MODJADJISKLOOF'/'· 18.07.2019 ·'

At the time of going to press, the above issue has not been released and so far only uncut sheets have been examined.



Acknowledgement: The above information was collated from Newsletters of the RSA Stamp Study Group, produced by Jan de Jong.



Digitised by the Department of Library Services in support of open access to information, University of Pretoria, 2024

The ABC of stamps

by David Wigston, East Rand Philatelic Society





CONTROL

'Control' is a generalised term used for various marks made by the printer during the production process. These marks, which are usually placed in the selvedge, can help identify the plate used to print a specific colour or can indicate the position of a stamp on a sheet. The way in which control details are represented varies according to the printer and time. A block, or strip, of stamps with the selvedge showing the controls is known as a control block. Depending on the printing method, they are also known as cylinder blocks. The information that can be found in a control block is identified in Fig.1.



Fig.1: Information found in a control block.

Cylinder numbers were first used by Royal Mail in 1934 with the introduction of photogravure printing. These numbers appear in the colour printed by that cylinder, or plate. A different cylinder is used for each colour in multi-coloured stamps. In the case of Fig.1, the image is made up of four colours. The images created by each plate are shown in Fig.2. This control block makes use of the CMYK colour model which uses ink of four colours: cyan, magenta, yellow and black as shown in Fig.3. The process works by masking colours on a light, or white, background. If cyan ink is laid over yellow, the result is green; yellow and magenta produce red and cyan and magenta result in blue. When all three colours are combined in full strength the result is black. However, this is unsatisfactory for print, so black ink is used. Some sources say the 'K' comes from the word 'black', but this is not correct. The 'K' comes from key plate, which today is black, but could be any colour. The key plate is used for text and fine details of an image as can be seen in the black image in Fig.2, and cannot be achieved successfully by a mix of CMY ink.

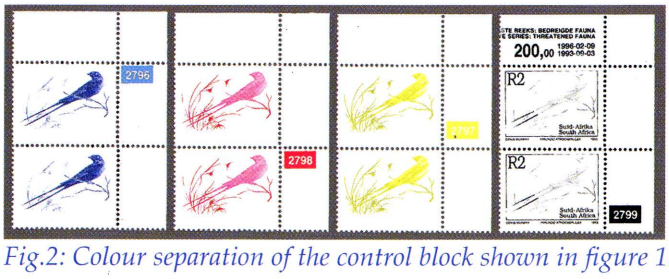

Fig.2: Colour separation of the control block shown in figure 1.



Fig.3: The CMYK colour model.

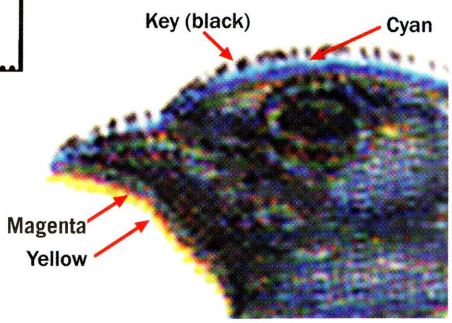

Fig.4: Enlargement showing the overlapping colours.

The overlaying of the different coloured inks needs to be precise. The difficulty of achieving this can be seen in Fig.4, using an enlargement of the stamp featured in Fig.1, where the edges of each colour layer are evident. The screen or dots used to make up the image can also be seen.

It does happen that the registration of the plates is misaligned and we get a shift in a colour on the stamp. In figure 5 the key plate has been misaligned with the result that the text and image detail in the bottom stamp have been printed in the incorrect position when compared with the correct version at the top.



Fig.5: A colour shift resulting from a misaligned printing plate.

Sometimes the various colour plates are represented in the selvedge by a dot with no numbers. These dots are colour registration marks, more commonly known as 'traffic lights'. An example is shown in Fig.6.

Do these control marks in the selvedge add any value to the attached stamps? They add a little to the value, but as with all stamps, the value is ultimately determined by many factors. But if there is a shift in one of the colours this is usually considered a prized item.



Fig.6: Traffic lights in the selvedge.

Digitised by the Department of Library Services in support of open access to information, University of Pretoria, 2024

David Feldman
INTERNATIONAL AUCTIONEERS

Consign with us

For over 50 years, David Feldman has been entrusted to assist thousands of collectors from all over the world with finding a new home for their prized philatelic treasures.



Our Philatelists will be travelling to South Africa in the coming months and will be available to value your collections and discuss consignments to our auctions in Switzerland.

Please contact us to make an appointment or to ask any questions about consigning with us:

Email: info@davidfeldman.com
Telephone: + 41 22 727 07 77

David Feldman SA
59, Route de Chancy
1213 Petit Lancy, Geneva, Switzerland
Tel. +41 (0)22 727 0777
Fax +41 (0)22 727 0778
Email info@davidfeldman.com

www.davidfeldman.com

Digitised by the Department of Library Services in support of open access to information, University of Pretoria, 2024



AMERICAN CURIOS

by Chris Mobsby RDPSA, FRPSL, RNCP
Witwatersrand Philatelic Society

Between June 2004 and February 2014, I contributed to *The SA Philatelist* a total of twenty-nine articles on the subject of the 'Local Posts of the World'. With the term 'Local Posts', I was referring to stamps of those authorities that do not, as a rule, appear in such catalogues as *Stanley Gibbons, Scott* or *Michel* but nevertheless have, in general, been valid as proof of payment for postage even if as frequently was the case, such a service may have been limited to a particular restricted area, hence the term 'Local'. In all, I discussed three hundred and forty-eight such services and of this total one hundred and sixteen were, in fact, illustrated 'on cover'. Having pretty well exhausted the 'local' covers in my albums, I turned my attention to some of the more regular items in my collection of "Issuing Authorities of the World" and was able to provide interesting stories relating to covers from the likes of Bhutan, British Bechuanaland, Smyrna and Tahiti. Now, however, I have got to a stage where those covers about which I have not as yet written, may well have an interesting story to tell but, perhaps, not enough to provide a full-length article on their own. Accordingly, I have decided for my first such effort that I would cobble together five separate covers from northern America in the hope that, between them, they will provide something to interest the majority of readers.



Fig.1.

Starting, logically, in the north of the continent I present an item from the French colony of St. Pierre et Miquelon, a small cluster of islands in the Atlantic Ocean to the south of Newfoundland, Canada. Entirely incidentally, it is on record that much of the islanders' revenue, which normally stems from cod-fishing between May and October of each year, was, from 1920 until 1935, dependent on the smuggling of alcohol into the U.S.A. on account of the 'prohibition' legislation then in force! The islands, which had previously been subject to the Vichy Government of Marshall Pétain, were 'liberated' by a Free French naval force in 1941 and were thus under Free French Administration until the end of World War II. During this period, the familiar '*French fishing smack*' series of definitives appeared and the 5-cent blue with a 50-cent surcharge appears in the illustration (Fig.1).

However, in 1946, the group was elevated in status to that of a French Overseas Territory and stamps issued in 1947 included the 30-cent and 20-franc values that appear on the cover of 1948 together with the earlier surcharge of 1945, thus, for my purposes at least, representing two 'issuing authorities' on one cover. This so-called 'First Flight' left St. Pierre on the 31 August 1948 but only arrived in Montreal, Canada, according to strikes on the reverse of the envelope, on 4 September.

Prior to achieving Dominion status in 1867, the Colony of Canada comprised only what are now southern Quebec and southern Ontario. The symbol of the colony was the beaver of which an example appeared on their first stamp, the threepenny - red of 1851, a stamp that can, incidentally, lay claim to being the first truly pictorial stamp in the world! It may be seen that the designer, Sir Sandford Fleming, included a crown and the royal monogram (VR) to mollify Queen Victoria. The letter of 1853, as illustrated in Fig.2, travelled by steamboat up the St. Lawrence River starting from Quebec on 9 July then on to Montreal (10 July), Bytown (11 July) and finally to Richmond, Ontario on 12 July. 'Bytown' was to be renamed Ottawa in 1854.



Fig.2: 1853 letter sent by steamboat.

My next cover is from the United States of America and was addressed to Rehoboth in the State of Massachusetts. The town of origin may be determined from those parts of the postmark that are legible in Fig.3, namely Glo ... and MS, as the town

Digitised by the Department of Library Services in support of open access to information, University of Pretoria, 2024



Fig.3.

of Gloucester and the State of, again, Massachusetts. Rehoboth is to the south of Boston, the State capital, while Gloucester is to the north. Both Gloucester and Rehoboth have namesakes in other parts of the USA so it is important that the States of both the sender and the recipient should be indicated in the cancellation and the address respectively. The two-cent black stamp on the cover was first issued in 1863 and portrays, in a comparatively large format, a reproduction from a miniature painting by J.W. Dodge of Andrew Jackson who served as the 7th President of the USA from 1829 to 1837. Not surprisingly, the intense colour and the choice of subject have earned for the stamp the nickname of the *'Black Jack'*.

We move now to Central America and in fact to British Honduras, or Belize as it has been known since 1973, a country that enjoys a common boundary with Mexico. The page in my collection that was dedicated to this country was dominated by a cover of the Caye Service, one of perhaps thirty known copies and the actual cover that was reproduced on a stamp of the Cayes of Belize in 1984.

On the same page of my collection I included, to represent British Honduras itself, a wrapper of 1891 (Fig.4). This has been franked with a bisect that had created a 1cent value from what was formerly a surcharged 2 cents on 1 penny rose


Fig.4

of 1884 and thereby overcoming a temporary shortage of the lower value, the whole embracing the change from Sterling to a dollar-based currency. Despite the bisect, it can be seen that, uniquely among all of the stamps of the British Commonwealth, Queen Victoria is sporting the full crown known as *'Diadem VII'*.

Our final call on this trip is to the Danish West Indies, a small group in the Lesser Antilles in the Caribbean and comprising St.Thomas, St.Croix and St.John. The islands were sold for 25 million dollars to the USA in 1916. Despite the fact that the local postage rate was 2 cents, there was, until 1903, never a stamp issued in that denomination.

In January, 1902, the available stamps of the 3 cent denomination were surcharged accordingly. This reserve was soon exhausted and from 20 May 1902, supplies of the



Fig.5.

4 cent stamp of 1896 were bisected diagonally in order to serve as a 2 cent stamp. The example shown in Fig.5 bears a cancellation of 21 May 1902. The long-awaited 2cent definitive did eventually appear in April 1903. Now, however, stamps of the USA are used throughout the group.

I look forward to composing similar essays relating to 'curios' from Europe, Africa and perhaps Asia.

New Philatelic Catalogues 2019



SACC
36th Edition
2019-2020
revised and updated.
Now available
R780.00



MICHEL
Southern Africa
40th Edition 2018/2019
753 pages, full colour,
in German, Prices in EURO.
Now available
R 1690.00

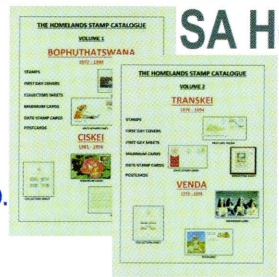

SA Homelands
NEW (1st Edition)
First specialized catalogue in two volumes. 2018/19.
Now available
R 465.00 each

JANSSEN STAMPS, P O BOX 404, SIMON'S TOWN, 7995
WWW.JANSSENSTAMPS.COM / TEL. 021 786 1548 (MO-FR.10 - 18) / Email: info@janssenstamps.com

Digitised by the Department of Library Services in support of open access to information, University of Pretoria, 2024



REVENUE STAMPS OF THE UNION SOUTH AFRICA:

FEE FOR ADDITIONAL STOCK STAMPS USED FOR TAXATION ON CROWN LANDS

by Dr Gerhard Kamffer RDPSA, Pretoria Philatelic Society

Prior to the establishment of the Union in 1910, each Province administered its own Crown lands under certain statutory provisions (Fig.1). The Land Settlement Act (Act no. 12 of 1912) promulgated in October 1912 was the first law of the Union parliament to bring about uniformity of practice in the four provinces in relation to the acquisition, exchange and disposal of Crown Lands.

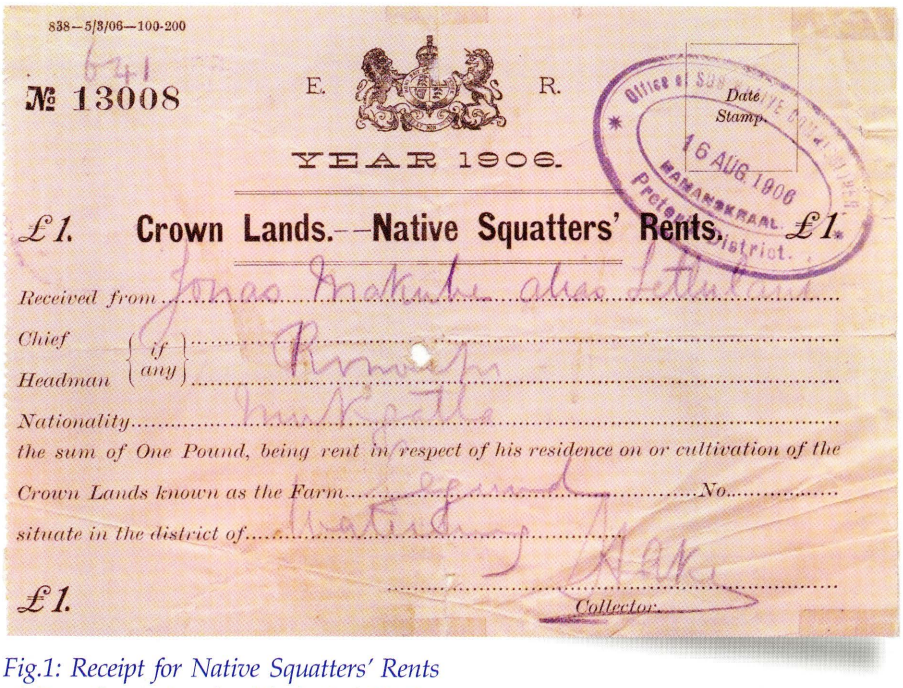
838—5/8/06—100-200

№ 13008 E. R.

YEAR 1906.

Date Stamp. 16 AUG 1906 HAMMANSKRAAL Pretoria District.

£1. Crown Lands.—Native Squatters' Rents. £1.

Received from Jonas Makuba alias Letlutlane

Chief (if any) Rimuah

Headman (if any)

Nationality Mapela

the sum of One Pound, being rent in respect of his residence on or cultivation of the Crown Lands known as the Farm Leeuwfontein No.

situate in the district of Waterberg

£1. Collector.

Fig.1: Receipt for Native Squatters' Rents of £1 on Crown Lands with the Sub-Native Commissioner Hammanskraal cachet dated 16 August 1906.

During the year 1912 an Act was passed authorising the issue of Crown Grants of holdings allotted under the respective Settlers Ordinances in force in the provinces of the Transvaal and the Orange Free State. This Act provided for the issue, on the recommendation of the Land Board, of a quitrent title to the settler, subject to the passing of a Bond in favour of the Government.

The Fee for Additional Stock system formed part of native taxation in the Union of South Africa. A document was issued by the Department of Native Affairs in the case where an agreement was reached with a 'Native' tenant to use Crown Lands for the grazing of stock. If any additional cattle were held an additional fee was paid. The rate was one pound and ten shillings for ten head of cattle. For this purpose Union revenue stamps overprinted 'FEE FOR ADDITIONAL STOCK' were attached to the document. These stamps were probably so overprinted for the first time in the 1920s.

In terms of Section 147 of the South Africa Act, the control and administration of native affairs throughout the Union were vested in the Governor-General-in-Council who was authorised to exercise all special powers in regard to native administration. The executive authority rested with the Minister of Native Affairs. The department was responsible for all legislation affecting the interests of natives. The system of district administration differed in the various Provinces. In the Cape the Transkeian Territories were administered by a Chief Magistrate and a Chief Native Commissioner, twenty-seven magistrates and Native Commissioners. In Natal all magistrates also served as Native Commissioners. In the Transvaal and the Free State all magistrates were controlled by the Department of Justice but were *ex-officio* Native Commissioners.

In the Transvaal therefore, magistrates were for all practical purposes officers of the Department of Native Affairs (Fig.2). In the more densely populated native areas their affairs were administered under Native Commissioners and Assistant Native Commissioners and in some remote areas by Sub-Native Commissioners.

Based on notes made in the 'Stock



Fig.2: Picture postcard of the Native Commissioner's Office in Pietersburg.

Digitised by the Department of Library Services in support of open access to information, University of Pretoria, 2024

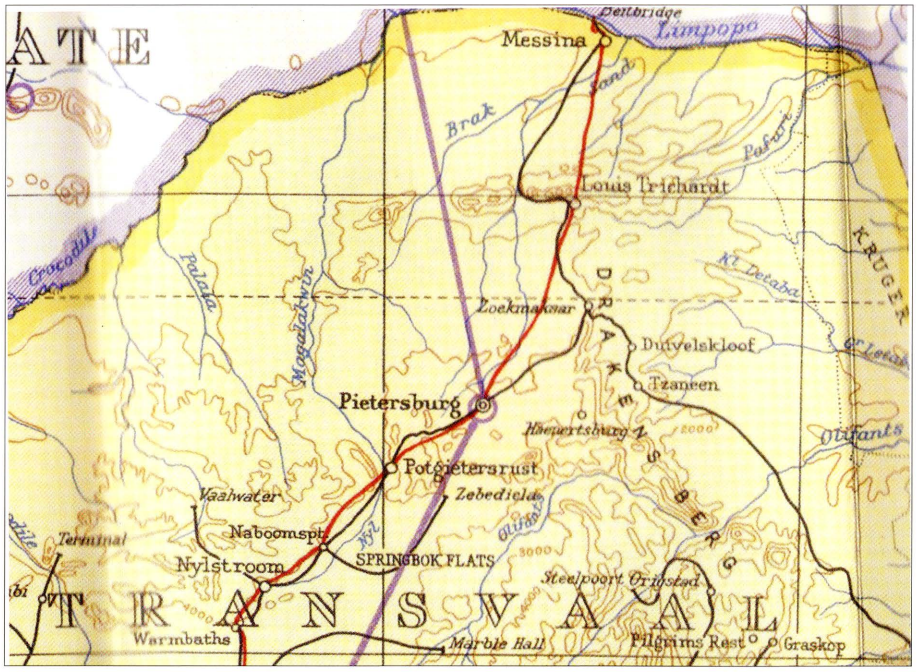

Fig.3: Part of a map dated 1936 indicating some of the towns in the northern and eastern part of the Transvaal where Fee for Additional Stock Stamps were distributed: Louis Trichardt, Pietersburg, Potgietersrus, Tzaneen and Graskop.

Book' for the distribution of various types of revenue stamps kept in the Post Office Archives in Pretoria, the Fee for Additional Stock stamps was only distributed to the Offices of Native Commissioners, Sub-Native Commissioners or Assistant Native Commissioners in the Transvaal.

According to the records kept in the Post Office Archives for the years 1928 and 1929, Fees for Additional Stock stamps were distributed to the following places: Potgietersrust, Louis Trichardt, Tzaneen, Barberton, Piet Retief, Groot Spelonken, Blaauwberg, Sibasa and Graskop (Fig.3).

The two examples illustrated in Figs.4 & 5, cancelled at the Native Commissioner's Office in Potgietersrust in 1924 and Tzaneen in 1930, confirm



Fig.4: Revenue stamps of four different values overprinted 'FEE FOR ADDITIONAL STOCK' and cancelled on 29 August 1924 by the 'Native Commissioner Potgietersrust'.



Fig.5 An example of the front and back of a 'Department of Native Affairs' document issued to a tenant for 325 head of cattle in 1930. The name of the tenant, 'Kambane' and the name of the Chief for that area, 'Ngobe' also appear on the document. This document was issued for the year ending 31 December 1930. It is also stated on the document that

"The above amount includes grazing fees for 10 head of cattle"

which was the standard fee. In this case a fee had to be paid for additional cattle to graze on Crown Lands. The stamps were cancelled with the cachet of the 'Native Commissioner, Tzaneen' dated 5 July 1930. The poor condition of the document is probably the result of the tenant carrying the document in his pocket in case of an inspection. This is the only known copy of the usage of these types of stamps on a document.

Digitised by the Department of Library Services in support of open access to information, University of Pretoria, 2024

that these stamps were probably only used in the Transvaal. The reasons for this are not clear although many Crown Lands were adjacent to tribal areas in the northern and eastern parts of the Transvaal.

Groot Spelonken was a railway station on the Pretoria to Beit Bridge line in the Pietersburg-district. The Office of the Sub - Native Commissioner used the post office called Doornboom. In 1913 the Groot Spelonken Post Office was renamed Doornboom (Fig.6).

It is indicated in the J. Barefoot Ltd *British Commonwealth Revenues* catalogue that the



Fig.6: Illustration of the cachet of the Sub-Native Commissioner Groot Spelonken dated 17 November 1919.



Fig. 7: Illustrations of the variety on the overprint of the 2/6 value.

following values were overprinted by the Government Printer on the Revenue Stamps of the Union:

Series 1 of the large Revenue Stamps, (King George V): 2/6, 5/-, 10/-, £1 and £2. A variety occurred where the overprint was without a stop on all the values. What is also indicated in the catalogue is that, of the overprints on the large KGV revenues only the 5/- and the £2 were overprinted without a stop. All the other values: namely the 2/6, 10/- and £1 appeared with and without a full stop at the end of the overprint (Fig.7).

Series 2 of the small Revenue Stamps (King George V): 10/- of 1931 and 1937 but in two different fonts (Figs.8 and 9).

This is one of the most interesting Revenue Stamps used in the Union of South Africa during the 1920s onwards, linked to grazing fees that had to be paid on Crown Lands. However, it is quite clear at this stage that much more research needs to be done on this topic. Readers are encouraged to report any findings in this regard.

The author is indebted to Jan van Beukering from the OFS Philatelic Society for technical assistance for the digitally extracted overprints.

Sources:

- Barefoot, J, *British Commonwealth Revenues*, Ninth Edition, York, 2012.
- Bergh J.S., *Geskiedenisatlas van Suid-Afrika, Die Vier Noordelike Provinsies*, J.L. van Schaik, Pretoria, 1998.
- Putzel, Ralph, *The Encyclopaedia of South African Post Offices and Postal Agencies*, Vol. 1. p. 394.
- Union of South Africa, *Statutes of the Union of South Africa 1917*, Government Printer, Cape Town 1917.
- Union of South Africa, *Official Year Book of the Union and of Basutoland, Bechuanaland Protectorate and Swaziland, No. 11 – 1928-1929*, Government Printer, Pretoria,1930.
- Union of South Africa, *Official Year Book of the Union and of Basutoland, Bechuanaland Protectorate and Swaziland, No. 19, 1938*, Government Printer, Pretoria,1938.
- Post Office Archives, Silverton, Pretoria.



Fig. 8: Larger overprint on the 1931 version.



Fig. 9: Smaller overprint in bold on the 1937 version.

Digitised by the Department of Library Services in support of open access to information, University of Pretoria, 2024

BILL BARRELL LTD

Want to match your 1d Black Plate 11? - we have just purchased a complete reconstruction of the 1d Plate 11 in red (SG7), enquiries for specific letterings invited. Offered subject unsold.



PO Box 10494, Grantham, Lincolnshire,
NG31 0HS, United Kingdom
01476 594698

e-mail: bill@barrell.co.uk *website*: www.barrell.co.uk

Digitised by the Department of Library Services in support of open access to information, University of Pretoria, 2024

ENTERTAINMENTS TAX IN SOUTH AFRICA

by Dr Ian Matheson RDPSA, Philatelic Society of Johannesburg



Part 1. Cape Province

INTRODUCTION

As I write this I am looking at Barefoot's Catalogue of 1986. Three Entertainments Tax stamps are listed for Cape of Good Hope with an estimated issue date of 1955. The 1996 catalogue lists 13 stamps and the 2008 catalogue lists 25. I am presently aware of 36 and am sure the research is incomplete.

Entertainments Tax stamps are not plentiful; many collectors have recently told me they found a couple lurking at the back of their stockbook, too few to prepare a display, so they remained unreported for years. This is the first of a series of four articles (covering Cape, Natal, Orange Free State and Transvaal) and I urge all readers to let me know if you can add to the tally.

Information in these articles is described in much more detail in the handbook '*Entertainments Tax in South Africa*' by Matheson & McClellan, published by the Revenue Society in 2017.

The publication sold out quickly, and thus we have agreed to make the book available free for Revenue Society members: download from the website http://www.revenuesociety.org.uk A listing of the stamps and illustrations of each are also available on http://www.revrevd.com.

HISTORY OF THE TAX

Cape Ordinance 5 of 1918 was promulgated on 16 April 1918 and established rates of tax to be paid on many types of entertainment, including theatre, bioscope, circus and others. The first mention of tax stamps was in Ordinance 9 of 1921 *"No individual shall be admitted for payment to any entertainment where the payment is subject to Entertainments Duty except with a ticket to which has been affixed* ***an*** *adhesive Entertainments Duty stamp* (not before used) *denoting the proper amount of Entertainments Duty payable".*

The rules stipulated that tickets had to be torn in half to prevent re-use of the stamp. This may explain the scarcity of these adhesives. This tax applied not only to major productions but also to minor community events where admission was charged. In a number of cases printed tickets were an unjustifiable expense, so blank strips of paper were used with the stamp affixed thereto. In later years preprinted tickets with cyclometer numbers or with fixed seat numbers were acceptable, where the tax was included in the price. This allowed the Administrator to balance the number of tickets sold with the tax collected.

Such tickets were endorsed *"Exempt from the use of stamps".*

Under certain conditions exemptions from tax could be claimed - for educational, charitable and other purposes, but this had to be cleared in advance with the Administrator. Tickets for such events were endorsed '*Exempt from Entertainment Tax*'.

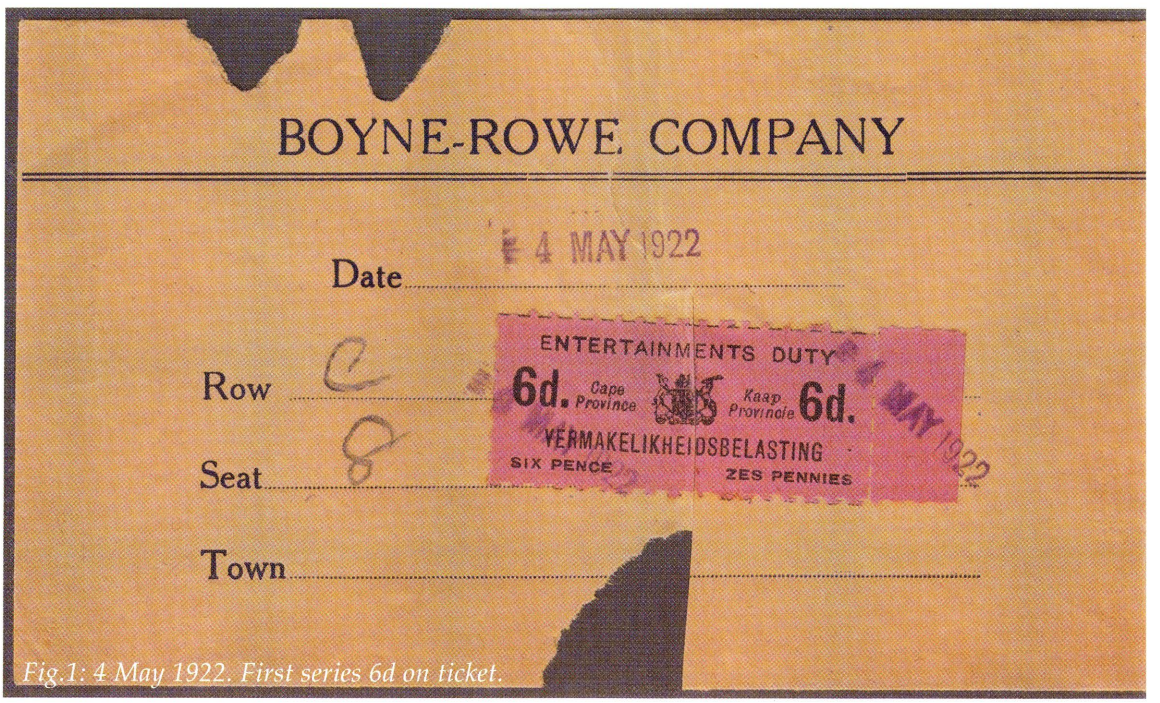

Fig.1: 4 May 1922. First series 6d on ticket.



Fig.2: Second series 6d, ex Barefoot Catalogue, published with permission.

THE STAMP ISSUES

The issued stamps have so far been classified into five sterling currency series and two decimal series.

1. The First Series. Horizontal format, plain paper, rouletted.



Fig.3: Undated. Third series 1d on ticket.

Digitised by the Department of Library Services in support of open access to information, University of Pretoria, 2024



Fig.5: Undated. Fourth series 3d on ticket.NOTE the hand-written slashes converting ticket price to 1/-

Only three duties have been recorded, 2d, 6d and 9d. However other duties must have been prepared, probably 1d and 1/- to pay the rates described in the 1921 Ordinance. The stamps were most likely issued in 1921; the ticket shown (Fig.1) is dated 4 May 1922. It was reported in literature as recently as 2008 that the stamps were probably issued circa 1950, indicating how little was known about these Entertainments Duty stamps.



Fig.4: The 1d showing vertical lettering in the background.

2. The Second Series. Horizontal format, paper with lattice pattern, rouletted.

Figure 2 shows a 6d stamp in this series, which has been illustrated by Barefoot since 2008, but the authors of the *Entertainments Duty Handbook* have been unable to locate a copy. The duty is presented as 'ZESPENNIES' in a single word, whereas in the first series the 6d is inscribed 'ZES PENNIES' in two words. No other duties are recorded. The issue date may have been circa 1925.

3. The Third Series. Horizontal format with horizontal lettering in the background. Rouletted.

The lettering reads 'UNIE VAN SUID AFRIKA'. The ticket in Figure 3 bears a manuscript '6' (entry fee) and also manuscript '7d' - the total payable including the 1d tax. The only duties recorded are 1d and 2d. Issue date is estimated at 1925-30. Maybe the first three series were printed by The Cape Times Ltd, but there is no evidence.

Office. It is therefore speculated that the stamps were produced by the Government Printer in sheets of 60 (5 x 12). Three duties are recorded, 1d, 2d and 3d. The ticket in Fig.5 covers 9d entry fee + 3d tax = a total of 1/-. The tax rate suggests that the set may have been issued circa 1935-40.

5. The Fifth Series. Small format. Perf 14 x 15. This bilingual design was in use (Fig.6) from about 1943

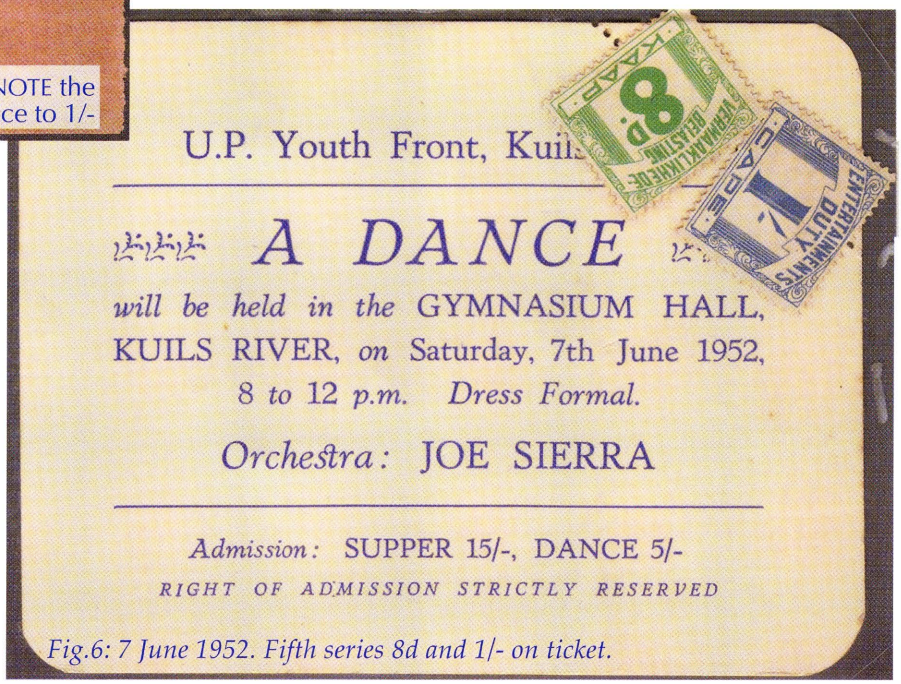

Fig.6: 7 June 1952. Fifth series 8d and 1/- on ticket.



Fig.7: Interpanneau block of 2/6 and 5/- ex SAPO archives

4. The Fourth Series. Horizontal format with vertical lettering in the background, is easier to see on the 1d stamp (Fig.4), but is present on all values. Perf 14 x 15, is shown in Fig.5.

The vertical lettering reads 'UNIE VAN SUID AFRIKA' and 'UNION OF SOUTH AFRICA'. The stamps are smaller than series 1-3 but have identical size and perforations to the South West Africa Entertainments Tax stamps in the archives of the South African Post



Fig.8: Decimal series 5c

until decimalisation in 1961. Duties recorded are 1d, 2d, 3d, 4d, 5d, 6d, 8d, 9d, 10d, 1/-, 1/2, 2/-, 2/6, 5/- and 10/-. Rather curiously (a) the English stamps were slightly taller than the Afrikaans stamps, (b) different stamps in the set had images of different size, and (c) five different print formats were employed. Sheets were printed either in panes of 120 or in two panes of 60. Some duties were printed with

Digitised by the Department of Library Services in support of open access to information, University of Pretoria, 2024

English and Afrikaans alternating both vertically and horizontally.

Other duties had the same language for all stamps in a column.

The 2/6 and 5/- duties were printed in separate panes of 60 in the same sheet (Fig.7), arranged tête-beche to each other. The sheet format of the 10/- is unknown and may have shared a sheet with a hitherto-unrecorded £1 duty.

At least some of the duties were also available in booklets. Booklet covers have been recorded for 2d, 3d, 4d, 8d and 9d duties, although it has not been confirmed that all duties were actually put on sale.

6. The first decimal series. Coat of Arms watermark (sideways). Ordinary paper. This set had a similar design to the previous series (Fig.8). Recorded duties are 1c, 2c, 3c, 4c, 5c, 10c and 20c. Issued to coincide with decimalisation in 1961.

7. The second decimal series. Watermark RSA in triangle (sideways). Fluorescent paper.

It is very difficult to distinguish this series from the previous set. The watermark is very difficult to detect and the fluorescence is not very clear on stamps which have been soaked off tickets. Duties recorded to date are 1c, 2c, 4c, 5c (Fig.7) and 10c.

The Cape Ordinance 5 of 1981 repealed all elements of the Entertainments Duty from 1 October 1981.

See 'Part Two' in the October 2019 issue of *The SA Philatelist*.



The Bill Barrell Ltd catalogue, list 152 Great Britain, is now available. An excellent list that should be of interest to most collectors of GB stamps and postal history. It offers over 750 items, each one illustrated in colour and accurately described. Prices range from a few pounds to several thousand and cover the years 1581 to 1992. It includes excellent postal history including ship letter stamps, very early mail and distinctive hand stamps, a good range of 1d blacks including matched pairs. The Mulready, Penny reds and superb Crimean War are well represented. A copy sent to *The SA Philatelist* can be viewed at the SANDTON LIBRARY. Consult their website www.barrell.co.uk

OBITUARIES

Glen Carpendale

26 December 1939 – 25 May 2019



Glen received his education at St Andrew's College in Grahamstown where he became a keen sportsman, especially in swimming. After schooling Glen attended an agricultural college in preparation for a career in farming. From 1957 to 1971 he worked as a farm manager in the Northern Transvaal, Rhodesia, Western Cape and Natal and up to the last days of his life, Glen remained an avid reader of the *Farmer's Weekly*.

In 1972 Glen bought World Stamps and opened a stamp shop with his wife Valda. When Valda died, Glen claimed that he only managed to cope as a philatelic dealer in those early days because of the support of friends, Coen Slagt in particular.

Glen entered the philatelic world with great enthusiasm, joining club and society activities, judging at exhibitions and twice presiding over SAPDA (South African Philatelic Dealers Association) as President. He was always willing to help beginners become accomplished collectors by means of talks, lectures, newsletters and catalogues. He also had an enviable reputation as a just and fair buyer of collections and stamps. In his shop Glen catered for all and offered a worldwide range of stamps - his stock of the Union of South Africa material rivalled the best in the world.

Apart from stamps Glen loved the outdoors where he could indulge in his other passion - bird watching. Few birders could match Glen's wide knowledge of birds, their calls, habitats and behaviour. Glen lightened up any social gathering. He was a good conversationalist and had a keen sense of humour. He delighted in attending musical evenings, light operetta being a favourite.

Glen took ill in August 2018. With help, he continued in his shop but in December he decided to close up and sell his stock. As a legacy to Glen, World Stamps will continue to operate, albeit in a much reduced manner and under new management.

Glen leaves behind his daughters, Angela and Dawn and their families, as well as many friends - sincere condolences to them all.

Danie van Zyl <danie@worldstamps.africa>

John Albert Cheminais RDPSA

19 September 1929 – 14 June 2019



John, who had been a schoolboy collector, joined the Royal Philatelic Society of Cape Town (RPSCT) in 1970. The following year RPSCT hosted a limited international, which was John's introduction to organised philately. Mentored by the late Dr. Harry Gottschalk, a long-time member of the RPSCT and of the OFS Study Circle, John decided to specialise and joined the group.

In 1978 John won the RPSCT's Solomon Cup (awarded to a first-time exhibitor) with what was to become a regular exhibit of the VRI Overprints on the stamps of the OFS. His first national was in 1979 (DISA) where he entered two frames of *OFS: British Occupation*. He went on to exhibit for the next 30 years!

Some highlights are worth recording: in 1983, at Dursa, he met Wikus van Heerden with whom he was to co-operate over many years. That year Wikus won the Vrijstaat Trophy, (for the best OFS/ORC exhibit) for the *Briefkaarten of the OFS*, on which Harry Gottschalk had done much work and which Wikus and John were to take further. In 1985 John won the Vrijstaat Trophy and went on to take it another ten times!

In 1989 he won his first Vermeil, and in 1990 it was Gold. In 1992 it was a Vermeil for *OFS in the Boer War*, followed by Gold and the Stampcor Award in 1993. In 1995 he received a Congress award and the *RPSCT*'s Gilbert Morris award for publication, following his research into the *Briefkaarten*. 1998 saw him achieve an international Vermeil, in 1999 a national Gold and in 2000 a national Large Gold, as well as large Vermeil awards at London 2000 and Madrid!

He then extended his postal history into the interprovincial period (the usage of the colonial issues in the Union from 31 May 1910 until (a) the issue of the Union King's Heads definitions in September 1913 and (b) the demonetisation of the colonial issues on 31 December 1937). John contributed significant study into the occupational VRI overprinting process; the *OVS Briefkaarten*; and the non-serifed VRI overprints on OVS postal cards. He continued to exhibit nationally until 2011 and was elected an RDPSA in 2009.

John will be sorely missed not only by his family, but by the large number of philatelists with whom he enjoyed the hobby.

(Extract from H.A.)

Digitised by the Department of Library Services in support of open access to information, University of Pretoria, 2024

OBITUARIES

Mike Dove

6 December 1942 – 10 April 2019



Philately has lost a stalwart of the hobby with the death of Mike Dove on 10 April 2019 after a period of deteriorating health.

Mike was a real gentleman who always had time for his fellow collectors and friends and was only too ready to regale them with his wonderful selection of anecdotes.

He studied medicine at the University of the Free State where he met and married Everine in their final year, before entering private practice for ten years. Mike then went on to specialise in pathology. Appointed professor of Pathology at the University of Pretoria, Mike and Everine moved there in 1991.

Mike's interest in stamps extends back almost 50 years. He was a member of the OFS Philatelic Society before moving to Pretoria. He joined PPS in 1991 and was an active participant who served as a Committee Member for most of the time. He also served on various Organising Committees at National Exhibitions.

His interests in philately were wide but he had a love for the older aspects. He put together award - winning postcard collections depicting his old hometown, Bloemfontein, as well as for Krugersdorp and early Pretoria. His interest extended to his collection of the *Kings Head* issue of the Union, its associated postal history and included the classical stamps of the world. He loved to share the pleasure he obtained from his material with others and was a regular exhibitor at society meetings and National Exhibitions.

Other interests included Moorcroft porcelain, reproduction Fabergé Eggs and music - especially Opera.

Mike's involvement and contributions were valued, and he will be sadly missed. AdP

REPORT BACK



CHINA 2019 WORLD STAMP EXHIBITION

by South African Commissioner, Dr Neil Cronjé RDPSA

The China 2019 World Stamp Exhibition under the patronage of FIP and FIAP was held in Wuhan from 11 June - 17 June 2019.

This was the 7th FIP World Stamp Exhibition since 1983 and was hosted at the Wuhan International Expo Centre.

A total of 3,433 competition frames and 145 literature exhibits were judged in 4 days under the leadership of Dr Prakob Chirakiti, from Thailand, as Jury Secretary. A National All-China Exhibition took place at the same time. There were also some non-competitive frames and some specially invited frames in the Court of Honour.

In total 40 Large Gold and 111 Gold medals were awarded and the South African exhibits were well ranked by the 82 Jurors. The total number of commissioners was 85 and they had a busy time successfully handling such a large number of exhibits. The South African exhibitors achieved the following results:

- Hugh Amoore RDPSA: *Official mail of the Cape of Good Hope 1800 to 1910* in 5 frames: Large Vermeil
- James Findlay RDPSA: *World War I - The War Effort in the Union of South Africa* in 5 frames: Large Silver
- Andre du Plessis: *Johannesburg First 50 years* in 5 frames: Large Vermeil
- Andries Ferreira: *The Sud-Bahn - The railway line between Luderitzbuch, Keetmanshoop and Kalkfontein* in 5 frames: Bronze
- Peter Evans: *Northern Rhodesia - Flaws galore* in one frame: 72 points

We were surprised by the strict marking criteria for Open Class and a change in our judging approach is currently under discussion. Photostats are not acceptable in large numbers and postal material must be more than 50 percent of the total shown.

The exhibition was attended by approximately 400,000 visitors over seven days and a large number of people visited the dealers of many different collecting fields unrelated to stamps. I was privileged to represent South Africa both as a jury member and commissioner and would like to thank the Philatelic Federation of South Africa for the nomination. My thanks also to my fellow South African jurors, Howard Green RDPSA and Emil Minnaar RDPSA for their support and help.



Howard Green RDPSA, receiving his Commemorative medal from the Chair of the Jury.



The contrast between traditional and contemporary buildings in China.



Entrance to China 2019 World Stamp Exhibition





The Wuhan International Expo Centre, shown in two photos, over Wuhan city.

Digitised by the Department of Library Services in support of open access to information, University of Pretoria, 2024

The St Helena George V Silver Jubilee Varieties

by Francois Friend, Port Elizabeth Philatelic Society



Introduction

The issue of the British Commonwealth 1935 Silver Jubilee stamps to commemorate 25 years of rule by King George V also initiated the concept of '*omnibus issues*' that has provided a pattern for a series of royal commemoratives over the past 50 years. These have introduced countless collectors to the hobby.

The Windsor Castle design by Hugo Fleury, used on the majority of this omnibus issue (some countries like the United Kingdom and South Africa had different designs) is one of the most impressive produced in the 20th Century. Its reproduction in the recess process by three of the leading stamp printing firms of the era has provided a subject for philatelic research that has yet to be exhausted.

The three printers used were Bradbury, Wilkinson & Co and Waterlow and Sons, who both produced fifteen issues, together with De La Rue & Co who printed fourteen. They all used a series of vignette (centre) plates coupled with individual frame plates for each value. All were taken from dies made by Waterlow. Several worthwhile varieties exist on the frame plates but most interest has been concentrated on the centre plates, each of which was used to print a considerable number of different stamps.

The St Helena 1935 Silver Jubilee stamps were printed by De La Rue and this article will only address the varieties emanating from this printer. The four stamps issued (1½d, 2d, 6d and 1s) had perforation 13½ x 14 and were printed on Multiple Script CA paper in sheets of 10 rows x 6 stamps.

At present only four vignette varieties are listed (for the different values) in the *Stanley Gibbons Commonwealth and British Empire Stamps 1840 - 1970* catalogue. These varieties, together with the single frame variety listed, will be discussed below; along with other varieties that have become known through the years, most notably emanating from work by members of the George V Silver Jubilee Study Circle (published in their journal '*The Flagstaff*'), as well as personal research.

Listed vignette varieties

Table 1 shows the listed vignette varieties for (illustrated in Fig.1), the different stamp values that the varieties are present on, relevant plate number, and row and stamp positions. For positional identification of varieties it should be noted that the St Helena issue was printed by De La Rue with sheets that were initially printed with plate numbers, but in many instances these were subsequently trimmed off. However, surviving examples do enable a positive identification of six centre plates, namely 2A, 2B, (2A), (2B), 4 and 4/. The evidence of sheet markings and plate flaws clearly demonstrates that there were two different pairs of plates numbered 2A 2B. The second pair is designated (2A) (2B) by specialist collectors to avoid further confusion.

Listed frame variety

The only listed frame variety by Stanley Gibbons is the frame printed double, one albino variety - best described as an embossed frame printed without ink, offset slightly with the inked printed frame and thus the embossed frame can be seen (Cooper, 2004). It is speculated that the first variety is caused by the vignette sheet being passed through the frame printing, dry of ink, to check registration and with the nature of recess printing causing an embossed effect of the frame prior to inking and printing (Cooper, 1992). If the registration dry run was perfect then no embossed albino frame would be seen.

Albino frames have been described for Antigua, British Solomon Islands with nine examples known, Fiji, Northern Rhodesia with eight examples known, St Helena and St Lucia with one example known (Cooper, 2004). At present only three examples of the St Helena albino variety are known and illustrated below in Figs.2a, 2b and 2c.

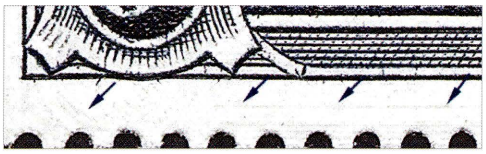

Fig.2a: Frame printed double, one albino variety - the displacement of the frame lines and value tablet 2mm below and 1 mm to left of printed impression.

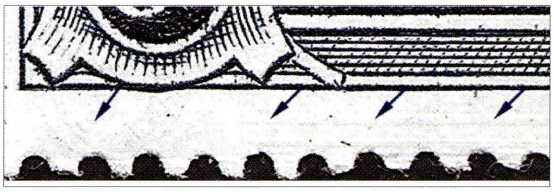

Fig.2b: Frame printed double, one albino variety - the displacement of the frame lines and value tablet 2 mm below and 1,5 mm to left of printed impression.

All three the impressions in Figs.2a-2c have different positioning of the albino embossed frame and the printed impression. This must mean that more than one sheet could have obtained albino printings. However, after eighty plus years only three stamps have surfaced thus far.

Variety/Value	1½d	2d	6d	1s	Plate No	Row/ stamps
diagonal line by turret	•	•	•		2A	10/1 + 10/2
dot to left of chapel		•	•		2B	8/3
dot by flagstaff			•	•	4	8/4
dash by turret				•	4	3/6

Table 1 St Helena 1935 Silver Jubilee listed vignette varieties.



diagonal line by turret *dot to left of chapel* *dot by flagstaff* *dash by turret*

Fig.1: Stanley Gibbons listed vignette varieties.

Unlisted varieties

The unlisted varieties are addressed per value and are of similar proportions to the current listed varieties. For the 1½d there are three varieties occurring on specimen stamps, thus emanating from



Fig.2c: Frame printed double, one albino variety - the displacement of the frame lines and date tablet 1mm above and 2mm to left of printed impression.

Digitised by the Department of Library Services in support of open access to information, University of Pretoria, 2024

either Plate 2A or Plate 2B, namely a line northwest of 'S', red lines under 'C' and intrusions on frame (illustrated in Fig.3).



line northwest of 'S'



red lines under 'C'


intrusions on frame

Fig.3:Unlisted 1½d varieties on specimen stamps.

For the 2d there is a 'blue lines above WI' and at 'shore' variety on a specimen stamp and must then be, similar to the 1½d, from either Plate 2A or Plate 2B and illustrated in Fig.4. Also on the 2d there is a 'dot to right of chapel' variety and a 'broken flagstaff' variety (see Fig.4). The latter variety is present on 2d, 6d and 1s values.



blue lines above 'WI' and at shore


dot to right of chapel


broken flagstaff

Fig.4: Unlisted 2d varieties.

For the 6d there are two varieties present on specimen stamps and thus from the first plates used for this issue. These are the 'line on top of tower' and 'diagonal line at flagstaff base' varieties, both illustrated in Fig.5. There are also a 'line through six', 'two dots in water' and 'line left of tower' varieties present on the 6d and illustrated in Fig.5.


line on top of tower


diagonal line at flagstaff base



line through six



two dots in water


line at left tower

Fig.5: Unlisted 6d varieties.

In addition to the above there are also a 'diagonal line through stamp' and 'value tablet re-entry' varieties (ghost/double printings of southwest tablet lines), see Fig.6. The latter variety is similar to the listed 2½d 're-entry on value tablet' Falkland Islands stamp (SG140l). Two examples are shown in Fig.6, one on white paper and one on cream paper.



diagonal line through stamp



value tablet re-entry white paper



value tablet re-entry cream paper

Fig.6: Additional unlisted 6d varieties.

For the 1s three varieties are present, 'right tower spike', 'line left of tower' and 'line above E', and all three illustrated in Fig.7.


right tower spike


line left of tower



line above E

Fig.7: Unlisted 1s varieties.

Listed varieties on specimen stamps

All values issued for the St Helena 1935 Silver Jubilee issue had specimen stamps perforated by De La Rue and issued to the International Bureau in Switzerland for distribution to the Universal Postal Union (UPU) member countries. A total of 421 specimen stamps (Donen, 2004) were prepared for each value and which, with 60 stamps per sheet, means a maximum of seven sheets used for that purpose. (The extra single stamp to make up the 421 specimen stamps is generally accepted to be taken from an inspected sheet that failed an acceptance test but one of the stamps was considered suitable for UPU purposes).

Of all the listed varieties, only the 'diagonal line on the turret' variety has thus far been found on specimen stamps, present on the 1½d and 2d values (Donen, 2004). For both values the specimen stamps emanate from four Plate 2A plus three Plate 2B sheets, or vice versa, as two plates of 60 stamps each were used to print the vignette sheets (Donen, 2004). With the 'diagonal line by turret' variety occurring twice on Plate 2A it means that a maximum of only eight 1½d and eight 2d perforated specimen stamps with the variety can exist. The 'diagonal line at turret' variety on specimen stamps is illustrated in Figs.8a and 8b for both the 1½d and 2d stamps respectively.



Fig.8a: (at left) 1½d variety on specimen stamp.



Fig.8b: (at right) 2d variety on specimen stamp.

References

- Cooper J. 1992. De La Rue albino frames. *The Flagstaff*, No 12, Autumn, 37.
- Cooper J. 2004. Albino frames. *The Flagstaff*, No 20, July: 20.
- Donen N. 2003. *King George V Silver Jubilee Study Circle*, 12: October. Thomas De La Rue.
- Donen N. 2004. UPU specimen stamps: strip distributions and plate numbers. *The Flagstaff*, No 21, November: 11 - 15.
- Donen N. 2018. E-mail communication from ndonen@shaw.com to francois@softchem.co.za [3 July 2018].
- Stanley Gibbons. 2019. *Commonwealth and British Empire Stamps 1840 - 1970.*

Digitised by the Department of Library Services in support of open access to information, University of Pretoria, 2024



A VERY 'MIXED' ZAMBIAN COVER FROM KATIMA MULILO IN SOUTH WEST AFRICA

by Ted Roberts, Philatelic Society of Johannesburg

The cover shown in Fig.1 well illustrates the fact that the wind of change was blowing through Africa in the mid twentieth century*. It is a record of the transition that started with Northern Rhodesia joining the Central African Federation of Rhodesia and Nyasaland in 1953. This federation split in 1963 with Northern Rhodesia briefly reverting to a separate colony in 1964. Finally, in late 1964, Northern Rhodesia became independent as Zambia. All this took place in little more than a year.



Fig.1: A registered cover from Zambia showing a RHODESIA AND NYASALAND/ NORTHERN RHODESIA/ ZAMBIA mix.



Fig.2: Zambian cancel on the cover in Fig.1.

The cover was sent by registered airmail to South Africa from Sesheke, Zambia, on 1 December 1964.

The cover has a 'dumb' registration label of RHODESIA AND NYASALAND with Sesheke written in pencil. The stamps (5x3d plus 1d) are of the last QEII issue of NORTHERN RHODESIA. The cancels are of Sesheke ZAMBIA (shown in Fig.2).

However, of still more interest is the sender's address on the back of the cover (Fig.3): Mr E. Frohlich, Catholic Mission Hospital, Katima Mulilo, Caprivi Strip, P.O. Sesheke, Zambia (N. Rhod.). This means the sender was in SOUTH WEST AFRICA. Why on earth would a person post a letter from a post office in a different country from his own? The reason is very clear when one sees the location of Katima Mulilo in South West Africa (Fig.4).

At this time Katima Mulilio did not have its own post office and one did not open until 1968. The nearest South West African post office to Katima Mulilo in 1964 was Runtu (name changed to Rundu in 1968).



Fig.3: Reverse of the cover in Fig.1, showing that the address was in Katima Mulilo.

This was a long way away, 510km by road. However, in 1964 there was no road, just a rough track.

Kutima Mulilo was then virtually inaccessible from the rest of South West Africa, especially in the rainy season. On the other hand, Sesheke was opposite Katima Mulilo on the Zambezi river and there was a regular pontoon service between the two places (Fig.5).

The cover is non-philatelic, being addressed to a large store (John Orr & Co.) in Johannesburg and carries postage of 1s3d. I was a little puzzled by this postage which would appear to be overpaid.

Up to 1964 the Air Letter Rate was only 4d. However, I show in Fig.6 another 'very mixed' cover (though not from South West Africa), sent only two days before that in Fig.1, with the same postage, 1s4d. This presumably corresponded to 1/- airmail plus a 4d registration fee. (No, I don't have a stack of covers like these, only two!)

This cover in Fig.6 has a somewhat different 'mix' combination from that in Fig.1. The registered cover is of the Federation of Rhodesia and Nyasaland (without an embossed stamp for the registration fee). The registration label is of Northern Rhodesia while the stamps include 1d and 9d of the last Northern Rhodesia issue but also a Zambian stamp. The latter was one of a set

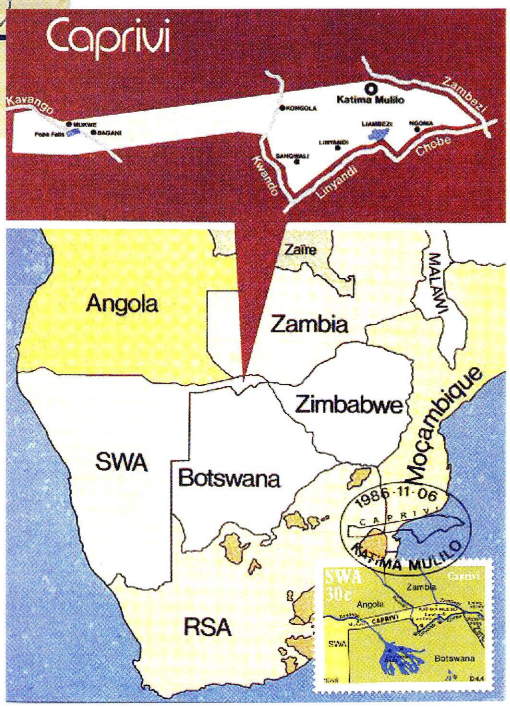

Fig.4: 1986 'Maxi' card of South West Africa showing the location of Katima Mulilo in the Caprivi strip and the unique geographical location of the strip.

Digitised by the Department of Library Services in support of open access to information, University of Pretoria, 2024

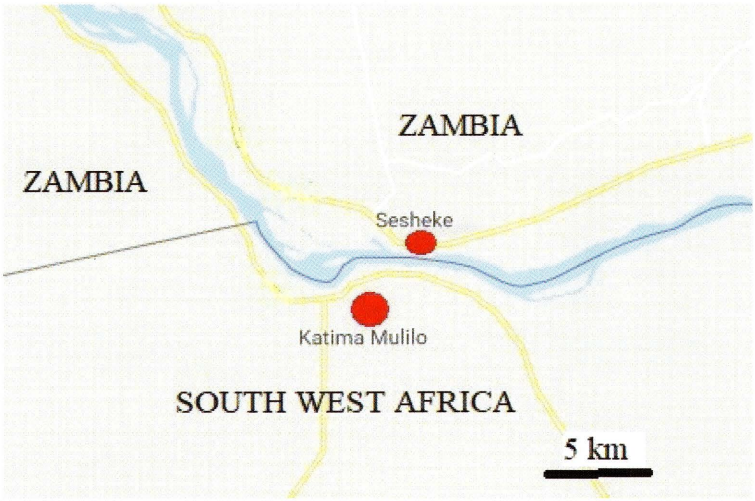

Fig. 5. Locations of Sesheke and Katima Mulilo across the Zambesi river.

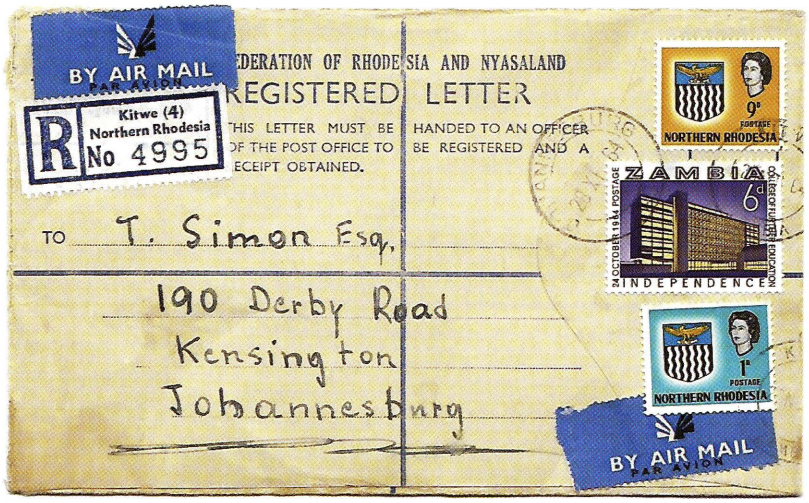

Fig.6 Another very mixed cover from Zambia to Johannesburg showing a 1s4d postage rate.

of three stamps issued on 24 Oct 1964 to mark the independence of Zambia from Great Britain. Finally, the despatch cancel is of Kitwe, Zambia.

* A memorable speech was made by the British Prime Minister, Harold Macmillan, to the South Africa Parliament on 3 February 1960 in which he said *"The wind of change is blowing through this continent"*.

The Royal Philatelic Society London

The Grande Armée

A quite extraordinary array of letters tracing the different postmarks and rates found on letters of the Grand Armée were shown to the members of The Royal Philatelic Society London at a presentation given by Paolo Bianchi RDP FRPSL on 6 June. However, the letters on display were far more than just an outstanding philatelic study: they provided an insight into the experiences of the soldiers who fought in Napoleon's Grande Armée during the Russian Campaign in 1812, and in the Second Grande Armée of 1812 to 1813.

Freddy Khalastchy FRPSL, giving the vote of thanks, remarked that members had seen a magnificent collection, one of many formed by Paolo, all of which have achieved Large Gold status.

Patrick Maselis RDP FRPSL, President of The Royal Philatelic Society London, offered his own congratulations, presenting Paolo with the Society's 150th Anniversary medal in recognition of a truly remarkable display.



Paolo Bianchi RDP FRPSL addressing the members of The Royal Philatelic Society London. As the Society is in 'mid move' to its new home, the meeting was held at the Southbank Centre in London.

Comic Corner

Stamps that make you SMILE

by Volker Janssen, Fish Hoek PS and the Royal Philatelic Society of Cape Town

Episode 53

Errors on Stamps...



'MIRROR WRITING!'



wrong *correct*

The Postal Administration of Greenland issued a commemorative set of stamps in 1993, showing the crabs of Greenland with their names in Danish, Latin and the local language Kalaallisut.

The error is that the stamp with value of 7.25 Crowns showed the second word of the crab's Latin Name *Chionoecetes opilio* in mirror writing = **oiliqo**.

When this was discovered, the Postal Administration issued a second version of the stamp with the correct text, but did not withdraw the wrong one, hoping that nobody would spot the error.

Digitised by the Department of Library Services in support of open access to information, University of Pretoria, 2024

Parcel Post with a blonde or a black

by Monus Flemming
Philatelic Society of Johannesburg



Parcel Post was used for a long time elsewhere than the USA. The USA was saddled with concessions to rail companies. It, however, had a popular Free Rural Delivery Service which laid the ground for parcel post. From 1 July 1913 a postal parcel post facility was introduced, initially for packages of only low weight, soon raised to 11 lbs and then to 50 lbs (In European terms almost 20 kg.). Little blonde May Pierstorff , almost 6, weighed 48.5 lbs on 19 February 1914.

A set of 12 parcel post stamps and 5 parcel post postage dues were issued for this new service. For competitive reasons other names were also used for the service (and it seems also the name 'express service'?). The lack of regulations of what might be sent and how it should be packaged, soon invited initiatives.

In England, W. Reginald Bray had an 'obsession'. He posted anything just for fun: a hat, a pen, a rabbit skull, or whatever. Twice he posted himself successfully. He was accompanied to the destination by two postal officials. In the USA a man started posting bricks in the process of moving a building.

Harry Brown was a slave in Virginia. After his postal experience the name 'Box' was added before Brown. When his wife and children, also slaves were sold, he got two people to put him in a box, close it with nails, and hand the box in at the post office. He travelled in an upside down position most of the time. When the box was opened in Philadelphia he was a free man because slavery had been abolished at his destination. (Although as a free man he could then buy his wife and children and free them, he never did).

May Pierstorff of Grangeville wanted to visit ouma at Lewiston, 73 miles away in Idaho but doing that raised a cost problem.

Her parents bought 53 cents in stamps and stuck it on her coat. She was accompanied by postal employee Lional Mockel in a passenger compartment although the postmaster had given the contents of the parcel the label 'baby chick'. The mail train delivered her much cheaper than a passenger ticket.

The 50lbs limit meant that mailing humans beings was limited to children. But it was done in several cases. Using parcel post for human beings was forbidden in the USA in 1914.

Where did South Africa stand in the field of parcel post in 1914? Figure 1 is a copy of the first page of the Dutch version of a Union publicity pamphlet issued by the Postmaster-General, (30,000 copies were printed on 16.2.1914).

1. The second page stated that for the *'expres maildienst'*, letters and parcels had to be endorsed 'Expres' and the postage plus the express delivery fee had to be affixed in postage stamps. If the reader has seen any, please let me know at monusf@iafrica. com. What was the express fee? Per mile or per weight?

2. For the United Kingdom *'Expresse-Dienst'* an extra 3d postage was required but there was a qualification that was not easy to understand. It provided that if the parcel is 'expressed' as from certain offices (in England?), the full express fee of 3d per mile was charged beyond the first mile.

3. The first page of the pamphlet records a delivery service, called *'Local Express Service'* by which the Post Office delivers by special messenger. For this express delivery there is no postage but a fee of 6d per mile, payable (in stamps?) by affixing them to a special form. You could send liquids in securely bottled glass; money and valuables at the sender's risk, bicycles capable of being wheeled (within two miles of the post office); and dogs with a proper collar and chain at twice the ordinary mileage fees. *"Persons may be conducted to any address....."* on certain conditions.

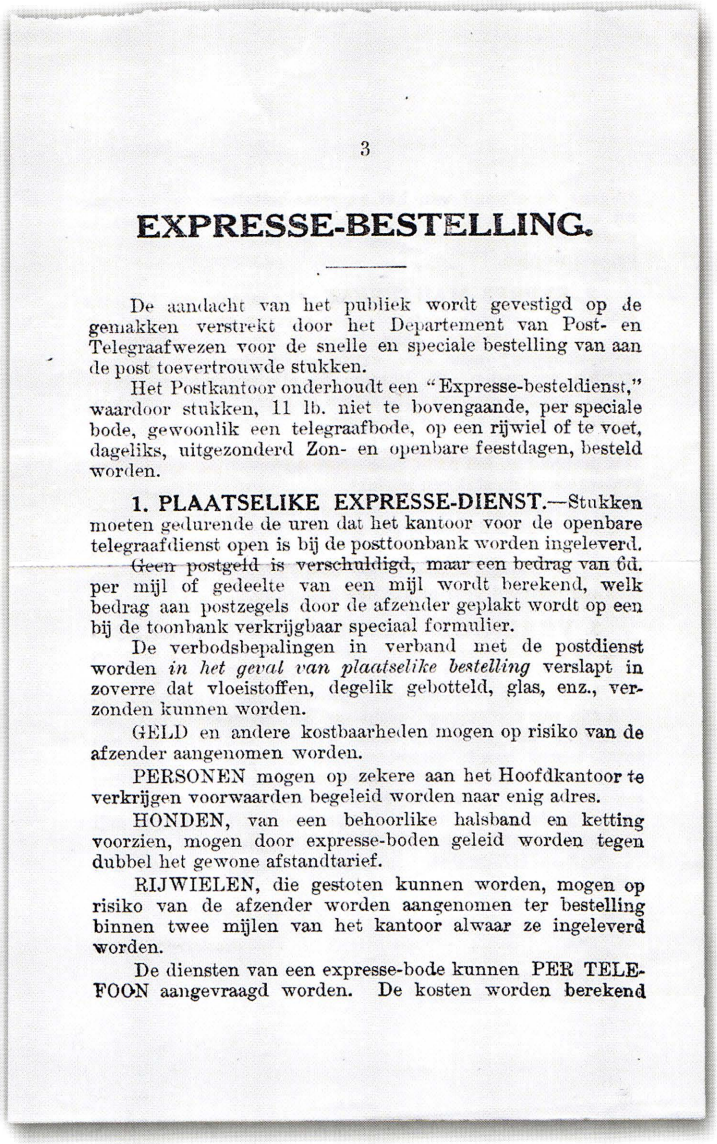

3

EXPRESSE-BESTELLING.

De aandacht van het publiek wordt gevestigd op de gemakken verstrekt door het Departement van Post- en Telegraafwezen voor de snelle en speciale bestelling van aan de post toevertrouwde stukken.

Het Postkantoor onderhoudt een "Expresse-besteldienst," waardoor stukken, 11 lb. niet te bovengaande, per speciale bode, gewoonlik een telegraafbode, op een rijwiel of te voet, dageliks, uitgezonderd Zon- en openbare feestdagen, besteld worden.

1. PLAATSELIKE EXPRESSE-DIENST.—Stukken moeten gedurende de uren dat het kantoor voor de openbare telegraafdienst open is bij de posttoonbank worden ingeleverd. Geen postgeld is verschuldigd, maar een bedrag van 6d. per mijl of gedeelte van een mijl wordt berekend, welk bedrag aan postzegels door de afzender geplakt wordt op een bij de toonbank verkrijgbaar speciaal formulier.

De verbodsbepalingen in verband met de postdienst worden *in het geval van plaatselike bestelling* verslapt in zoverre dat vloeistoffen, degelik gebotteld, glas, enz., verzonden kunnen worden.

GELD en andere kostbaarheden mogen op risiko van de afzender aangenomen worden.

PERSONEN mogen op zekere aan het Hoofdkantoor te verkrijgen voorwaarden begeleid worden naar enig adres.

HONDEN, van een behoorlike halsband en ketting voorzien, mogen door expresse-boden geleid worden tegen dubbel het gewone afstandtarief.

RIJWIELEN, die gestoten kunnen worden, mogen op risiko van de afzender worden aangenomen ter bestelling binnen twee mijlen van het kantoor alwaar ze ingeleverd worden.

De diensten van een expresse-bode kunnen PER TELEFOON aangevraagd worden. De kosten worden berekend

Sources:
Mervyn Wood and Google for May Pierstorff.



Digitised by the Department of Library Services in support of open access to information, University of Pretoria, 2024

enjoy the advantages of professional advice and ethical trading offered by your SAPDA dealer

Eastern Cape		
John Bracey (+27) 072 104 4640 john@rsastamps.co.za	**Johnson Philatelics** (+27) 041 583 3159 rj@johnson.co.za www.johnson.co.za	**Stamp's Friend** (+27) 082 554 8900 francois@stampsfriend.co.za www.stampsfriend.co.za
Gauteng		
Alan Donaldson (+27) 011 788 9585 frankie@frankie-d.co.za	**Arcade Stamps** (+27) 011 454 2026	**Atlas Auctioneers** (+27) 083 272 9367 atlasauctioneers@lantic.net
Cosmo Philatelics (+27) 082 451 4470 dennis@cosmophilatelics.com	**DM Philatelics** (+27) 083 564 4601 dmphilatelics@gmail.com	**Doreen Royan & Associates (Pty) Ltd** (+27) 011 706 1920 royan@icon.co.za www.doreenroyan.com
Kenny Napier Stamps (+27) 083 444 0249 kenny.napier@mweb.co.za	**Mr Thematic** (+27) 082 566 3378 chrisb@asapcc.co.za	**Pierre Kriegler** (+27) 083 327 2953 pkrstamps@gmail.com
Rand Stamps Auctions (+27) 012 329 2464 paulvz@mweb.co.za www.rand-stamps.co.za	**RXR Stamps** (+27) 081 518 4553	
Stephan Welz & Co (+27) 011 880 3125 laurencef@swelco.co.za www.swelco.co.za	**Willie Kruger** (+27) 082 578 6879 cgh.stamps@gmail.com	
Western Cape		
Andy Kriegler Stamps (+27) 028 754 1425 landy@global.co.za	**Crocker & Wigmore** **Professional Philatelists** (+27) 023 614 1424 dcrocker@lando.co.za	
Janssen Stamps (+27) 021 786 1548 janssenp@iafrica.com www.janssenstamps.co.za	**Philatelic Friends** (+27) 072 597 1287 ken@philatelicfriends.com www.philatelicfriends.co.za	
Overseas - Switzerland		
Filat AG (+41) 079 444 4109 rj@filat.ch www.filat.ch	**Philaclassica AG** (+41) 061 261 7379 info@philaclassica.ch www.philaclassica.ch	
Overseas - Turkey		
Zille22 - Stamps rfresberg@email.de		
Overseas - United Kingdom		
Argyll Etkin Limited (+44) 020 7930 6100 argylletkin@yahoo.co.uk www.argyll-etkin.com	**D Morrison Ltd** (+44) 016 6682 2055 africonect@aol.com www.forpostalhistory.com	
John & Mark Taylor (+44) 020 7226 1503 markjtaylor@btinternet.com	**Ritchie Bodily** (+44) 020 8255 1219 rbcollect@yahoo.co.uk	**Spink** (+44) 020 7563 4060/4072 dparsons@spink.com www.spink.com

Digitised by the Department of Library Services in support of open access to information, University of Pretoria, 2024



MESSAGE IN A BOTTLE

by Jimmy Mitchell, East Rand Philatelic Society

The role of the Irish in the Anglo-Boer War (1899-1902) was contentious and has been somewhat neglected. While thousands of men served in the Anglo-Boer War on the British side, Wessels (1999:168) is of the opinion that this was more antipathy towards the English than sympathy for the Boers. Lowry (1992:106) says that Irish nationalists formed the strongest pro- Boer movement in Europe. A more likely reason was a desire for adventure and the prospect of securing a regular income. Whatever the reason, an estimated fifty thousand Irish men served in the Boer War, including the Royal Dublin Fusiliers, Connaught Rangers and Royal Inniskilling Fusiliers while two Irish brigades served alongside the Boers. This article is about a unique letter written by three Irish Imperial Yeomanry while en route to South Africa. Before we can get to the subject of this article, it is necessary to set the scene to provide a context for that correspondence.

The events that led to the outbreak of the Anglo Boer War were convoluted and complex. Basically, the ZAR was unhappy about the presence of so many British in their midst. They were drawn to the territory by the lure of gold. At that time gold was in short supply and desperately needed to shore up the British economy. The British were referred to derogatorily as Uitlanders (literally outlanders or foreigners).

British imperialist and economic interests alike were threatened by the Boer Republics. The build-up of British troops in the Cape Colony did not help matters either. Negotiations between the two parties took place in Bloemfontein, but soon reached a stalemate. The British Government objected to the treatment of their citizens and demanded equality, while President Kruger gave Britain 48 hours to withdraw their troops. War was declared on 11 October 1899. Back in Britain, *"the nation as a whole did not really know what it was all about - and yet entered upon hostilities with enormous ardour"* (Kruger, 1957:6).

There was one problem: Britain lacked a large professional army. At the declaration of war, the British Army was run down, with only twenty percent of the men fit and equipped. To remedy this, Lord Chesham, himself a Yeoman, organised the signing up of volunteers in October 1899. To join the Yeomanry for a year's service, volunteers were required to complete a form of attestation; an example is shown in Fig.1.

Yeomanry, which means a private army, was originally a long-standing civil defence force. However, there was no way of getting these volunteers to South Africa. According to the Merchant Shipping Act, 1894, ships could, inter alia, only carry a certain number of passengers and no military cargo, unless authorised by the Secretary of State. The number of troops far exceeded the certified passenger limit. The Yeomanry was not recognised by the state as being part of the regular army so there was no authorisation. The War Office was of the opinion that war was the preserve of a professional army and ignored the Yeomanry until they showed they were superior to the regular troops.

With much embarrassment the War Office had to concede. The raising of a volunteer force was subject to a number of rigid rules, one being that volunteers had to present themselves organised and equipped (Fig.2). The Government only provided arms and pay. The Irish Imperial Yeomanry were men who volunteered to go to South Africa to help reverse the series of British defeats in the first weeks of the war. Four battalions of Irish soldiers rode to battle on horseback, but then dismounted to fight like regular infantry.

The 17th Battalion set sail from Southampton for South Africa on the evening of Friday 8 April 1900, along with the 18th Battalion, a total of 1,019 men, 63 officers and 53 horses on board the *SS Galeka* (see the sidebar). The *SS Galeka* only made one stop on the journey, at

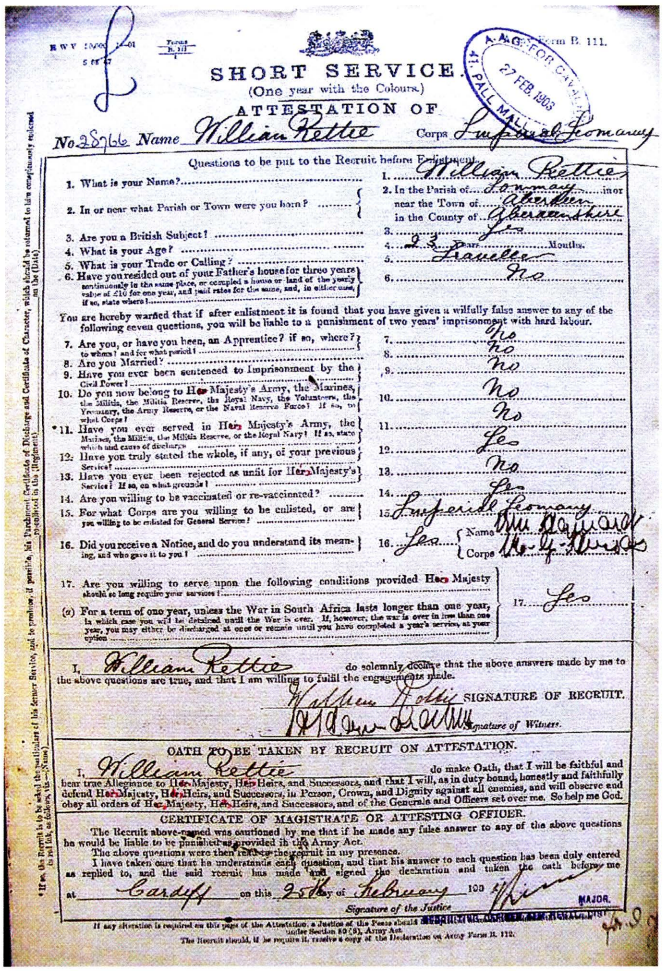

SHORT SERVICE
(One year with the Colours.)
ATTESTATION OF

No. 28966 Name William Rattie Corps Imperial Yeomanry

Questions to be put to the Recruit before Enlistment.

1. What is your Name? — 1. William Rattie
2. In or near what Parish or Town were you born? — 2. In the Parish of Ayr or near the Town of Glasgow in the County of Ayrshire
3. Are you a British Subject? — 3. Yes
4. What is your Age? — 4. 23 Years 3 Months
5. What is your Trade or Calling? — 5. Traveller
6. Have you resided out of your Father's house for three years continuously in the same place, or occupied a house or land of the yearly value of £10 for one year, and paid rates for the same, and, in either case, if so, state where? — 6. No

You are hereby warned that if after enlistment it is found that you have given a wilfully false answer to any of the following seven questions, you will be liable to a punishment of two years' imprisonment with hard labour.

7. Are you, or have you been, an Apprentice? If so, where? to whom? and for what period? — 7. No
8. Are you Married? — 8. No
9. Have you ever been sentenced to imprisonment by the Civil Power? — 9. No
10. Do you now belong to Her Majesty's Army, the Marines, the Militia, the Militia Reserve, the Army Reserve, the Yeomanry, the Volunteers, the Naval Reserve Force? If so, to what Corps? — 10. No
11. Have you ever served in Her Majesty's Army, the Marines, the Militia, the Militia Reserve, or the Royal Navy? If so, state which and cause of discharge — 11. No
12. Have you truly stated the whole, if any, of your previous Service? — 12. Yes
13. Have you ever been rejected as unfit for Her Majesty's Service? If so, on what grounds? — 13. No
14. Are you willing to be vaccinated or re-vaccinated? — 14. Yes
15. For what Corps are you willing to be enlisted, or are you willing to be enlisted for General Service? — 15. Imperial Yeomanry
16. Did you receive a Notice, and do you understand its meaning, and who gave it to you? — 16. Yes (Name: [illegible] Corps: 10th Hussars)
17. Are you willing to serve upon the following conditions provided Her Majesty should so long require your services?
(a) For a term of one year, unless the War in South Africa lasts longer than one year, in which case you will be detained until the War is over. If, however, the war is over in less than one year, you may either be discharged at once or remain until you have completed a year's service, at your option — 17. Yes

I, William Rattie do solemnly declare that the above answers made by me to the above questions are true, and that I am willing to fulfil the engagements made.

William Rattie SIGNATURE OF RECRUIT.
[illegible] Signature of Witness.

OATH TO BE TAKEN BY RECRUIT ON ATTESTATION.

I, William Rattie do make Oath, that I will be faithful and bear true Allegiance to Her Majesty, Her Heirs, and Successors, and that I will, as in duty bound, honestly and faithfully defend Her Majesty, Her Heirs, and Successors, in Person, Crown, and Dignity against all enemies, and will observe and obey all orders of Her Majesty, Her Heirs, and Successors, and of the Generals and Officers set over me. So help me God.

CERTIFICATE OF MAGISTRATE OR ATTESTING OFFICER.

The Recruit above-named was cautioned by me that if he made any false answer to any of the above questions he would be liable to be punished as provided by the Army Act.

The above questions were then read to the recruit in my presence.

I have taken care that he understands each question, and that his answer to each question has been duly entered as replied to, and the said recruit has made and signed the declaration and taken the oath before me at Cardiff on this 28th day of February 1900

[illegible] MAJOR.
Signature of the Justice

Fig.1: An example of a form of attestation volunteers were required to complete in order to serve for one year in the Anglo-Boer War.

SS GALEKA

The *SS Galeka* (Fig.10) was built by Harland and Wolff in 1899 for the Union Steamship Company, which amalgamated with the Castle Line in 1900 to form the Union Castle Line. The ship was the last vessel to enter service before the merger between the Union and Castle Lines. She was converted to a hospital ship during WW1 with accommodation for 366 patients. She struck a mine off Le Harve on 28 October 1916 and beached as a total loss. Nineteen Medical Corps personnel were killed. There were no patients on board at the time. During the Anglo-Boer War, troop transport was an integral part of Union Castle Line business with two sailings a week.

Digitised by the Department of Library Services in support of open access to information, University of Pretoria, 2024



Fig.2: Dublin volunteers who formed the 17th Battalion, 61st Company (Southern Irish or 2nd Dublin) raised 7 March 1900.

Tenerife, and then sailed directly to Beira, arriving 11 May 1900, a trip of 33 days.

With the Boer War, the British government resorted to the contract method of transporting troops and material rather than buying ships outright. Between trooping, the liners reverted to regular passenger services. The difficulty of this system was that there were few liners that could transport a complete battalion. While officers were given cabins, the rank and file were accommodated in hammocks (Fig.3) or even slept on the decks. Because of the cramped nature, decks were rarely cleaned and conditions were generally unhygienic.

On board were three Irish troopers:

- Edmond John Cleary (Service number 11219) born 1878, 22 years old, son of a farmer
- Harry Walter Fenton (Service number 11275) born 1882, 18 years old, labourer
- D. McMullen (Service number 11208) no personal details could be found.

While passing the coast of West Africa, the three wrote a short note (Fig.4) to Cleary's mother, doubtless in an attempt to relieve the boredom of the trip. The note read as follows:

2500 miles from Ireland, S.S. Galeka, 15/4/1900
From 61st Company, Imperial Yeomanry.
All well on board, waiting anxiously to get a pot at the Boers.
Signed on behalf of the above-named Company,
Cleary, Fenton, McMullen.

The note appears to be written with an indelible pencil, suggested by the purple colour of the text.



Fig.5: Reverse of the note (image truncated).

An indelible pencil was made of graphite, clay and a purple aniline dye that gave the writing permanence. Given the mode of delivery, this was probably a good choice. Indelible pencils were in widespread use up to WW1 because of their ease of usage. Basically, it was an ink pencil.

The note was then placed inside a bottle and tossed overboard. The note was addressed on the reverse: *If this*



Fig.3: The cramped conditions on board troop ships.

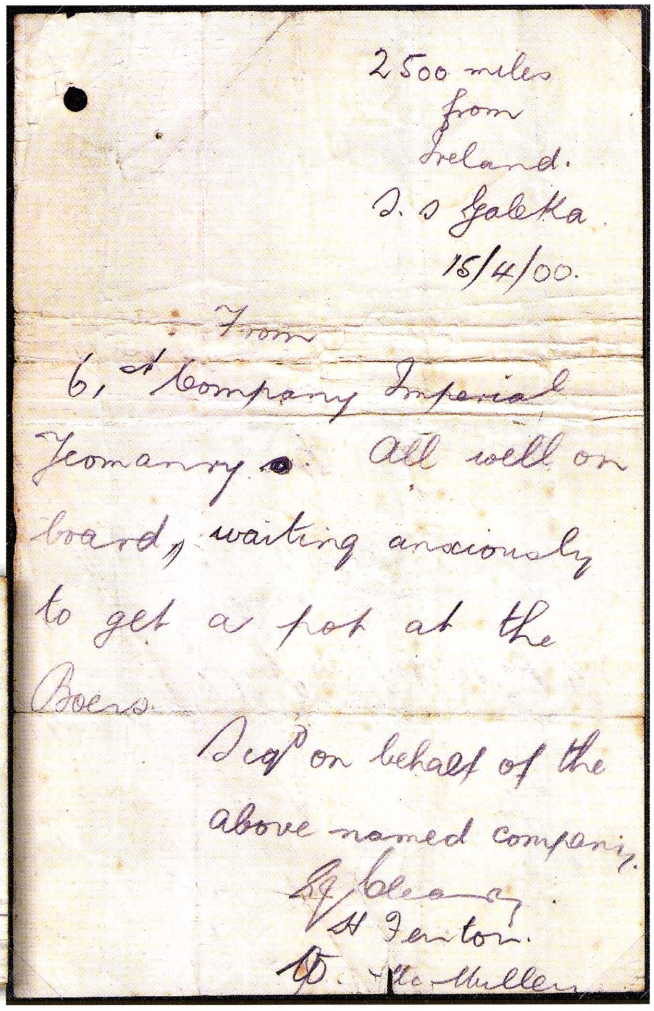

Fig.4: Contents of the note 'posted' in a bottle.

Digitised by the Department of Library Services in support of open access to information, University of Pretoria, 2024



Fig.6: Postcard showing the village of Howth, Ireland.

Houtkraal, a railway station 30km north of De Aar on the De Aar-Kimberley Railway Line, was frequently used by British columns as a staging post. On 23 December 1900, the Boers attacked a goods train and attempted to damage the line ahead of it. After the train had moved through the Boer cordon, the raiders broke the line, cut the telegraph and, when the British troops arrived on the scene, retired. A detachment of the 17th Battalion, Imperial Yeomanry, having lost touch

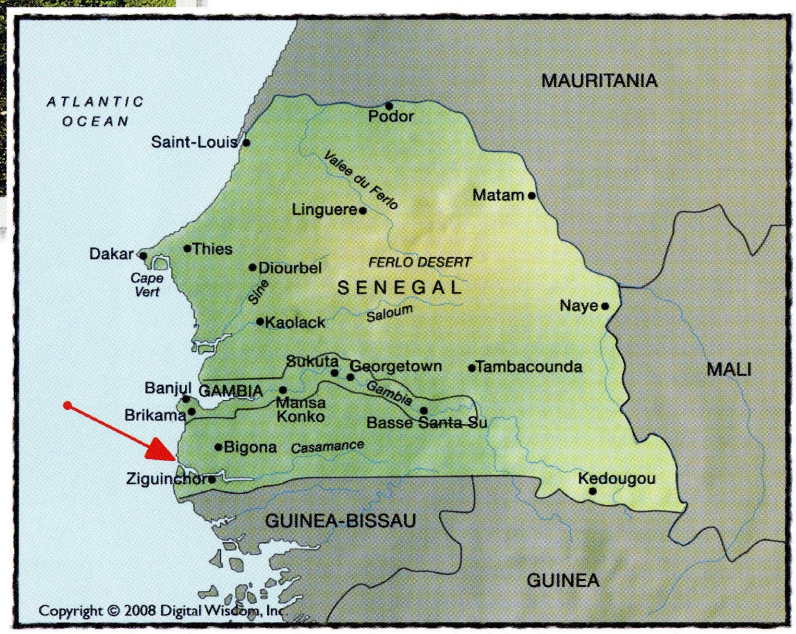

Fig.7: The red arrow indicates the mouth of the Casamance River.

reaches Ireland, please forward to Mrs.Cleary, Howth, Co Dublin. (See Fig.5.) A contemporary postcard of the village of Howth (pronounced Hoath) is shown in Fig.6. Today Howth is a suburb of Dublin.

The bottle eventually washed up at the mouth of the Casamance River in Senegal, West Africa (Fig.7). The note made its way to Dakar and the British Consulate, L.R. Arthur, who forwarded the note to Ireland with a covering letter (Fig.8), which read as follows:

> *Madam,*
>
> *I transmit to you herewith a letter which was picked up in a bottle at the mouth of the Casamance River, a short distance south of this port.*

The Consulate added that the letter

> *was kindly forwarded to me by the French Administrator of that district.*

The 17th and 18th Battalions disembarked in Beira, Mozambique, to join the Rhodesian Field Force and, from June until early December, marched across, down and then halfway back up Southern Rhodesia. Entraining at Bulawayo, they moved south, first to the Orange River Station and then De-Aar, both in the Cape Colony. On 21 December 1900 they joined in the hunt for the elusive Boer Generals Hertzog and Brand, a quest that was to take the Irish the length and breadth of the Cape Colony.

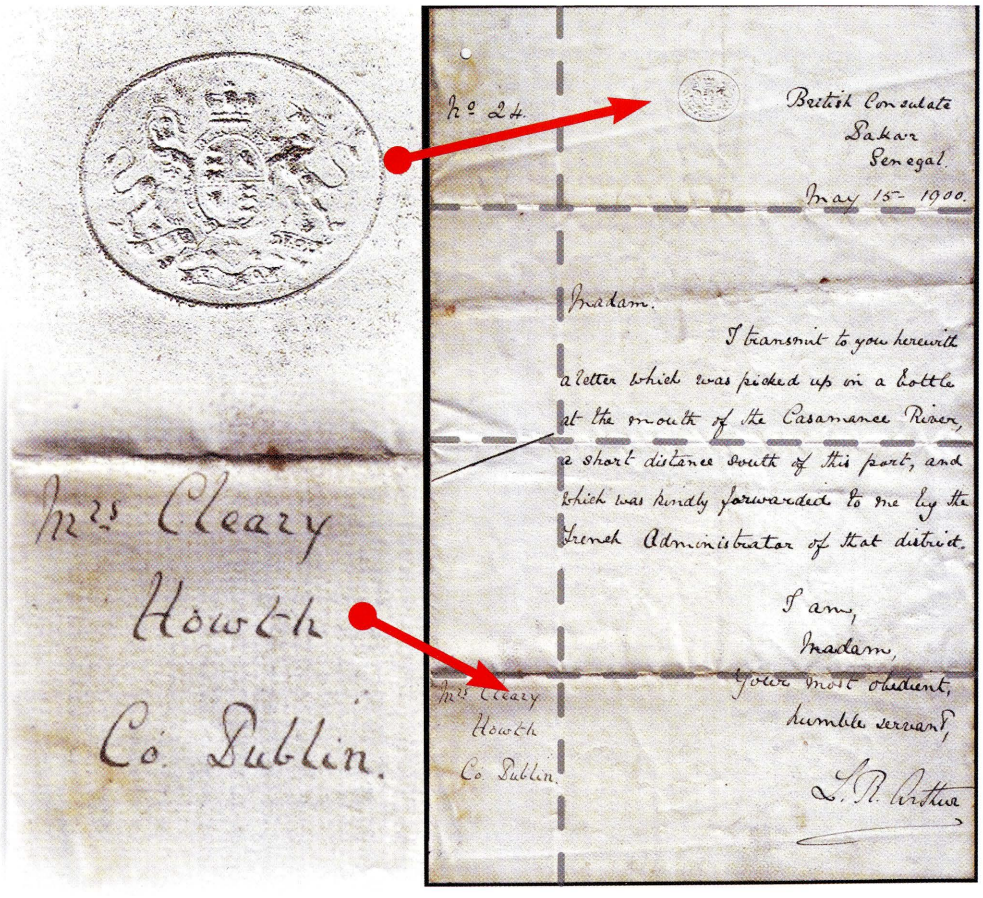

Fig.8: Covering letter from the British Consul in Dakar.

Digitised by the Department of Library Services in support of open access to information, University of Pretoria, 2024

with the main column, was ambushed and captured. As these prisoners would soon hinder the mobility of the Boers, they were stripped of their equipment, rifles and horses, and set free. The British casualties amounted to a Cape Government Railways stoker killed and eight Yeomen wounded.

By the end of March 1901, almost 30 per cent of the original 10,000 plus Imperial Yeomanry had been killed, injured or taken prisoner, though the majority of losses were caused by disease. Cleary, Fenton and McMullen served out their year and returned to Ireland where they were awarded the Queens South African Medal for campaign services (Fig.9). Sadly, Fenton was killed in action during the early days of WWI in Germany.



Fig.9: Queens South African Medal.



Fig.10: Postcard featuring the SS Galeka

References

• *Anglo Boer War Shipping Records* - April 1900. [O.] http://www.angloboerwar.com/ Other shipping /190004.htm

• Hardy, A.C. & Bowen, F.C. 1936. *Troopships and trooping. Shipping Wonders of the World,* 2(39).

• Joyce, L. 2017. The Second Anglo-Boer War, 1899-1902. *History Ireland,* 25(5).

• Kruger, R. 1957. *Good-bye Dolly Gray: The story of the Boer War.* London: Pan.

• Lowry, D. 1992. 'A fellowship of disaffection': Irish-South African relationships from the Anglo-Boer.

• War to the Pretoriastroika 1902-1991. *Etudes Irlandaises,* 17(2):105-121.

• Watt, S. 2006. The Imperial Yeomanry: Part One - 1900. *Military History Journal,* 13(6).

• Wessels, A. 1999. The rhetoric of conflict and conflict by rhetoric: Ireland and the Anglo-Boer War (1899-1902). *Literator,* 20(3):161-174.



Digitised by the Department of Library Services in support of open access to information, University of Pretoria, 2024



A Cover from Matabeleland

by Andrew Briscoe, Wiwatersrand Philatelic Society

The illustrated cover tells an interesting story and poses a couple of questions. The cover originates from one of the combatants in the so-called *'Matabeleland Campaign'* of 1893 which suppressed the Amandabele. They had risen against the European settlers who had invaded their homeland and confiscated many of their cattle.

The cover is unfranked and addressed to Bideford in England. At the top, endorsed in handwriting that is barely discernable are the words: *'Stamps not procurable. On Active Service'*. This provides the clue that the cover originates from the Matabeleland Campaign since there was no other military conflict in the region in late 1893.



The cover was transported by means of the British South Africa Company's internal postal system – perhaps by a mounted dispatch rider – to the nearest official post, located at Palapye in the Bechuanaland Protectorate.

The PALAPYE single-circle datstamp on the front of the cover is dated 5 December, 1893, probably the date on which the cover was received at the post office. The manuscript 'T' in blue crayon was used in Palapye to indicate that the cover was underpaid/unpaid. A Postal Notice dated 17 November 1892 provided that the charge for letters from the Protectorate addressed to the United Kingdom was 6d per ½oz or fraction thereof. This suggests that the large 6D mark may have been applied at Palapye, but it was more likely at Cape Town.

On the reverse of the cover is a transit date stamp, struck at Vryburg on 12 December 1893. The cover was transported from Vryburg by rail to Cape Town, where it was identified as unpaid and taken to the charge clerk. Robert Goldblatt (page 153) informs us that *"Letters on which insufficient postage had been paid were referred to a special postal charge department, where a charge clerk assessed the postage due."* In this case, the amount due was sixpence, and the handstamp '6D' was probably applied by the charge clerk in Cape Town to indicate the amount that should have been paid in terms of the Postal Notice of 17 November 1892. This '6D' mark is not illustrated in Goldblatt's 1984 book, which raises the possibility that it was done elsewhere. Perhaps someone more knowledgeable than myself about the postage due marks of southern Africa can solve this mystery?

The letter was then transported to England on board the Union Line *'Mexican'* which departed Cape Town on 20 December 1893 and arrived in Plymouth on 6 January 1894. The cover reached Bideford, from where it was re-addressed and forwarded to Evesham, arriving on 9 January 1894. Upon receipt, the addressee would have been required to pay one shilling, being double the deficit postage.

So far, so good. But another question arises. Where was the octagonal handstamp reading 'CENTIMES / T' applied? The regulations of the Universal Postal Union (UPU) required a member country to forward mail notwithstanding that it was insufficiently paid, or unpaid. The postal authorities of the member state receiving the mail would levy a fee, to be collected from the addressee, equivalent to double the amount of underpayment. The country effecting delivery would collect and retain the resulting postal revenue. Implementation of this system required a universally accepted currency standard, so that member states were able to equate the amount underpaid to their own currency. The UPU resolved that this standard should be that of the Latin Monetary Union, being 100 gold centimes to the gold franc. International rates were therefore related to the gold centime and assessed accordingly. The octagonal 'CENTIMES / T' mark is thus consistent with a marking struck by a UPU member state.

There is, however, reason to question whether the CENTIMES mark was used at Cape Town. The Cape Colony did not enter the UPU until 1895, more than a year after the letter passed through the hands of the Cape Post Office charge clerk in December 1893.

Another mystery… can someone assist?

References

- Cattel, P., n.d. *The Union Castle Ocean Post Office*, Sussex: Proud-Bailey.
- Goldblatt, R., 1984. *Postmarks of the Cape of Good Hope*. Cape Town: Reijger Publishers.

Digitised by the Department of Library Services in support of open access to information, University of Pretoria, 2024

BELLVILLE PHILATELIC SOCIETY

Monthly meeting, 2nd Wednesday. Auditorium of the Bellville Library, Charl van Aswegen Rd, Bellville. Meetings start at 19h00 to 21h00 and consist of club cup competitions, workshops and fun evenings with specific themes. Members from other societies are regularly invited. *Chairperson:* Werner Barnard; Email: wernerb@axxess.co.za
Secretary: Reanie de Villiers; 082 567 0353; Email: philately@netpoint.co.za
Website: http://bellvillephilatelic.tripod.com
Contact the Secretary for further Programme details.

THE ROYAL PHILATELIC SOCIETY OF CAPE TOWN

Meetings are held every 2nd and 4th Monday of the month at 8.00pm at the Athenaeum, Camp Ground Road, Newlands. Visitors are always welcome. Email: royalphilct@gmail.com
President: Jan Hofmeyr 021 7901811
Secretary: Victor Millard 0828028882 or 021 6714613
Website: https://www.rpsct.org/

STELLENBOSCH FILATELISTEVERENIGING

Meeting – 1st Tuesday of the month at 19:00. *Plek:* Biblioteek, La Clémence aftreeoord, Webers-valleiweg /Road, Stellenbosch. Ons hou uitstallings, ontvang gassprekers, ervaar praatjies/ demonstrasies, monthly newsletters with news on local philatelic activities, Show, Tell and Ask sessions covering all aspects of the hobby of stamp collecting. Besoekers altyd welkom. Visitors always welcome. Join us. Kom saam of kontak stellenboschstamp@gmail.com

PAARLSE FILATELISTE

Sedert 1951

Die Paarlse Filateliste vergader elke maand op die tweede Donderdag van die maand om 19h30. *Filateliste, seëlversamelaars en besoekers is baie welkom. Vergaderings is baie informeel en daar word lekker gekuier en daar is altyd iets te leer (en te ete). Vir meer inligting oor die program en vergaderplek kontak gerus vir:* Gawie Hugo: 083 956 2410 gawiehugo@gmail.com of Riaan Crafford: 022 4824005 n/u craffies@telkomsa.net

GEORGE PHILATELIC SOCIETY

The Society meets every 2nd Thursday of the month, in the Minor Hall, Presbyterian Church, 8 Caledon St. *President:* Nick Zerbst 0836255804, *Secretary:* Rob Sinclair-Black 044 8746337. Email: robrita@mweb.co.za

*PLEASE NOTE: BACK ISSUES *of* The SA Philatelist are limited. Requests for any issue should be made in writing to* P.O. Box 131600, Benoryn, 1504 *An electronic PDF file may be requested should a printed copy of the journal not be available.*
... VISIT www.sapa.africa for recent back issues

FISH HOEK PHILATELIC SOCIETY

Founded in 1954 and still promoting philately in the 'Deep South' of the Cape Peninsula. Circa 20 – 30 members and often a few guests gather once a month. FHPS reaches a wider audience on the internet since launching their website. Please have a look and maybe get ideas or inspiration for your own society. *The society meets every first Tuesday* at 19h30 at Civic Centre, Minor Hall, Recreation Road, Fish Hoek. *President:* Dave Young, Email: davesueyoung@gmail.com *Secretary:* Volker Janssen.
Website: www.fhps.infoFHPS

PORT ELIZABETH PHILATELIC SOCIETY

The society meets monthly at 19:00 on first non-holiday Monday at the Bible Society House, 31 Cotswold Ave, Cotswold. For more information contact either *President* Francois Friend, 082 554 8900, francois@softchem.co.za; or *Vice president,* David Brown 041 360 4025; or *Secretary / Treasurer* Rodney Maclachlan 072 619 5409.

FOUNDED 30 APRIL 1909

EAST LONDON PHILATELIC SOCIETY

The Heritage Room, 1st Floor, Berea Gardens 70 Jarvis Road, Berea. **Meetings :** Every 4th Thursday of the month. Time: 19h30
President : David Preston 082 7742090. Email<prestee@telkomsa.net
Secretary: Carlos Da Fonseca 082 334 7603.

CASPIP

CAPE SOCIETY FOR PALESTINE-ISRAEL PHILATELY

Meets on the third Wednesday of the month, 20h00, excluding Jewish & Public holidays. Contact for details: Aubrey Katzef <akatzef@mweb.co.za> +27 (21) 4615134 President of CASPIP.

ZIMBABWE - BULAWAYO

Royal Philatelic Society of Zimbabwe meets the second Saturday of each month (Except December) - 2:00pm for 2:30pm. at the National Natural History Museum, Park Road, Suburbs, Bulawayo. email: phil.soc.zim@gmail.com

QSA auctions - Kyalami Country Club, Midrand, 09h30 to 13h30. *Dates:* 17 Aug; 21 Sep; 19 Oct; 16 Nov and 21 Dec.

Study Groups

EUROCIRCLE STAMP STUDY

Meetings in the Captain's Table at Woodmead Johannesburg - last Wednesday of each month at 20h00 (except December).

TBVC STUDY GROUP

Contact: *Chairperson:* Jan de Jong djhome606@gmail.com *Secretary:* Eugene du Plooy eugeneduplooy@gmail.com
Meeting 1st Saturday of the month at 09:00am for 09:15am at the Greek Orthodox Church Pretoria Stamp Fair. Corner Lynnwood Rd & Roper St, Hillcrest, Pretoria - right opposite the entrance to the University of Pretoria.
Pretoria Fair & mini-auction, Greek Orthodox Church, cor Lynnwood Rd & Roper St, Pretoria, 09h00 to 14h00) 3/08; 7/09; 5/10; 2/11; & 7/12.

RSA SEËLSTUDIEGROEP

Vergader elke 2de Woensdag, 10vm van elke onewe maand (Januarie, Maart, Mei, Julie ens) by Filateliedienste in Silverton. *Kontak:* djhome606@gmail.com Doen uitstekende studie en navorsing en publiseer 'n gereelde maandelikse nuusbrief.

SOUTH AFRICAN STAMP STUDY CIRCLE

Meetings: First Saturday of month at 13h00 at the Thornhill Manor Retirement Village Hall, Modderfontein. *Contact details will change - TBA*

RHODESIAN STAMP STUDY

The Rhodesian Study Circle holds regular member meetings and events across the world. Visitors are welcome to attend. For more information on meetings, visit http://www.rhodesianstudycircle.org.uk/engage/meetings or Contact the Secretary, Brian Zlotnick. Email bzlot@blueyonder.co.uk or postal address 10 Fortis Green Avenue, East Finchley, London, N2 9NA. UK.
The SA representative is Patrick Flanagan RDPSA

PINELANDS STAMP CIRCLE

Meet on the last Wednesday of every month (except December) at 19h30 - Activities Hall of Pinelands Library, Howard Centre, Western Cape. The Circle caters for all interested in stamp collecting - from beginner to more experienced philatelists. Programmes for meetings include displays of stamps, talks by visiting speakers and member's 'Show and Tell' exhibits. The Circle operates an Exchange Circuit and holds auctions from time to time. Visitors are always welcome!
Contact: Marilyn Crawford at 021689 5050. Email: m.tristan.crawford@gmail.com

THE CAPE STAMP FAIR

Bellville Valley DRC Hall, c/o Postma & Saint Andrews Streets, 9am - 12:30pm. Public parking & entrance - St Andrews Street. All welcome, free entrance and parking. Refreshments available. Large contingent of dealers in attendance to sell, buy, evaluate and advise on all aspects of philately, including stamps, envelopes, covers, postcards, correspondences, postal history, revenues, documents & non-fiction books of a historical nature, plus coins, banknotes & medals, etc.

Stamp Fair dates: **(all on 1st Saturday monthly)** 5 Oct, 2 Nov, 7 Dec. Auctions continue to be at Bergsig DRC Hall c/o Boland Way & Protea Way, Durbanville - 16 November 2019
Contact: Ken Joseph ken@philatelicfriends.com

Digitised by the Department of Library Services in support of open access to information, University of Pretoria, 2024

WITWATERSRAND PHILATELIC SOCIETY

P O BOX 61166 MARSHALLTOWN 2107

Venue: Country Club Johannesburg, Napier St, Auckland Park. For info contact the President: Herbie Schaffler RDPSA 082 722 7604.

Dates for Society Meetings 2019 always on a Wednesday at 20h00

14 August - Grand Challenge Match
11 September - Second Competitive Evening
9 October - Favourite Cover/s
13 November - Invited Exhibitor from National Exhibition
4 December - President's Evening and Cocktail Party

EUROCIRCLE STAMP STUDY

For 2019 the meetings - Bishops at Woodmead. The second meeting of each month, except December, is held on the last Wednesday of the month. This is effectively a study group.

EDENVALE PHILATELIC SOCIETY

Meets first Saturday, monthly at Thornhill Manor Retirement Village Hall, Modderfontein at 1pm *Meetings consist of club competitions, workshops, themed events and many other fun activities. Membership is varied and mainly consists of general stamp collectors. Light refreshments are served. All are welcome - from the novice to more advanced collectors.* Our Facebook page allows club activities to continue 24/7; search for *Edenvale Philatelic Society*. All welcome. *Contact:* Colin Bousfield 082 309 8656

EAST RAND PHILATELIC SOCIETY

Now meeting at the Games Room, Country Life Retirement Village, corner Main/ Stanley Rd, Brentwood Park,13h30 last Saturday each month. Exhibits, talks and workshops by members and invited guests. Items of interest, quiz, general networking.

Refreshments and safe parking.
President: Jimmy Mitchell;
jimmy.hcmitchell@gmail.com
Secretary: Paul Hammerton.
hampaul@ananzi.co.za

PHILATELIC SOCIETY OF JOHANNESBURG

President: Clive Carr, Tel: 011 789 6357
Meetings: 19h30, Third Wednesday of the month, at Blairgowrie Recreation Centre, Park Lane, Blairgowrie. P O Box 131037, Bryanston 2021, South Africa.

2019 meeting programme

Aug 21: Preview of National Exhibits, World at war and back of the book
Sep 18: Southern Africa
Oct 16: My favourite (Maximum of one frame) + thematic exhibits
Oct 30: 5th Wed – TBD
Nov 20: Inter-Society Quiz & invited exhibits
Nov/Dec: Festive Function – TBD

WEST RAND PHILATELIC SOCIETY

Meets 3rd Wednesday monthly at 19h30 at Panorma Sports Grounds, Cornelius St, Weltervreden Park. PO Box 198 Florida Hills 1716. *Contact*: Andries Nel, 083 269 9374. *Chairman* or *Secretary* Ian Walker. Tel: 011 4721161. email: ianwalker@vodamail.co.za

OFS PHILATELIC SOCIETY

Society meets every 4th Friday monthly, (except December), at 19h15 at the museum of the Boer Republics in Memorium Road, Bloemfontein. ***President***: Dr Neil Cronjé and ***Vice president***: Garry Osthoff email: OsthoffG@ufs.ac.za

SANDTON PHILATELIC SOCIETY

Meets on the first Monday monthly (Feb to Dec) *Venue:* Blairgowrie Recreation Centre, Park Lane (off Susman Avenue), Blairgowrie. Time: 7:30 for 8:00 PM. **The society has an active exchange packet circuit and members with a wide range of philatelic interests.** Visitors are welcome. For further information contact: Chris Carey 083 6622150 / 011 6732229 / ccarey@icon.co.za

PRETORIA PHILATELIC SOCIETY

Meets on the first Monday **evening** monthly at 19:30 at Statech Centre, St. Albans College, 110 Clearwater Street, Lynwood Glen. Monthly newsletter, active exchange section and loads of expertise on traditional philately and postmarks. **Day meeting:** Thursday, after first Monday of the month, 9.30 am at Philatelic Services, Pretoria. Stamp displays, talks and socialising. *President:* André du Plessis. andredupfs@gmail.com 083 399 1755. *Secretary:* Alex Visser. alex.visser@up.ac.za Box 36473, Menlo Park 0102; cell 082 922-2927.

AFRIKAANSE FILATELIEVERENIGING VAN PRETORIA

Vergader elke 3de Saterdag van die maand om 10:00 by die NG Kerk Queenswood in Garretweg, Queenswood. Baie aktiewe groep wat gereeld bywoon. Nuusbrief *'Die Posduif'* verskyn maandeliks. Voorsitter is Petra Heath en Sekretaris is Herman van Niekerk. Kontak: arnot@telkomsa.net

THEMATICS SA PRETORIA CHAPTER

Meeting 1st Saturday monthly at the Greek Orthodox Church Pretoria Stamp Fair @ 10:00 for 10:15. Vibrant & active group of attendees – loads of expertise and lots of topical discussions. *Group Leader:* Helena Snyman Helena.snyman@gauteng.gov.za

DIE POSBOOM FILATELIE VERENIGING

Tweede Maandag van elke maand om 7nm Posbus10647, Danabaai, 6510. St Peter's Kerksaal, Marsh Straat, Mosselbaai. Jaarlikse Algemene Vergadering: November.

President: Japie de Vos
082 767 5004 /044 695 0705
epos: sanjari@mweb.co.za
Sekretaresse: Gerrie Conradie
082 952 6700
Tel / Faks 044 698 1074.
epos: gajcon@gmail.com

THE PHILATELIC SOCIETY OF KWA-ZULU NATAL

Meetings are held at the Classic Motorcycle Club, 137 Tara Road, Bluff, Durban at 10h00 on the 2nd Saturday of the month.

Contacts:

- President: Zbigniew Kawecki, 082 968 6888
- Treasurer: Jeroen Wentink, 082 33 97 588
- Secretary: Harald Deg, 084 464 7171

Association email : **KZNPhilately@holistic.cc**
'Stamp Exhibitions' with a theme of what to do and what not to do to achieve success...
'All are welcome'

HIGHWAY PHILATELIC SOCIETY DURBAN

HPS, Durban, meets at the German Club, 7 Barnham Rd, off Essex Terrace, Westville. 09h00 - 11h30 **every third** Saturday of the month. *Open invitation to other Philatelic Societies and interested visitors - from beginners to seasoned collectors. Youth encouraged to attend. 'Theme' Exhibits & 'Show-and-tell' Frames by Members, Instructive talks and general networking. Free entrance. Teas/coffees available. Safe parking. German Restaurant open for lunch. The Committee encourages past and new visitors to join us and get involved in this wonderful social hobby of Kings.*
President: *Leigh Hen-Boisen,* leigh.hb@gmail.com
Secretary: Bronwen Edwards, edwards@worldonline.co.za
Membership: Bev Chittenden, bev@natalaircon.co.za *or Barry Livsey,* livsey@netsolutions.co.za

Established in 1924 MARITZBURG PHILATELIC SOCIETY

VENUES:

1. Ordinary Stamp Club meeting every third Monday at 16h00, St Mathews Parish Hall, 115 Hesketh Drive, Hayfields, Pietermaritzburg
2. Thematics Group *meeting every third Saturday at 09h00. 8a Sanders Road Scottsville 3201*

The Executive Committee meets on the first Saturday of every month at 11h00.
President: Dave Wyllie, Club President / Competitions & Speaker. ***Treasurer:*** Heather Wyllie.
Secretary: Aubrey Bowles. 082 316 3308.
burncree45@telkomsa.net aubrey.bowles45@gmail.com

- Ron Buchell - Deputy Treasurer,
- Janet Kimmince - Membership Secretary,
- Gordon Bennett - Stamp Book Circuit Officer,
- Graham Bruce - Librarian,
- Joyce Hulse - Assistant Librarian,
- Val de Jager - Catering Officer

Publicity and Monthly Newsletter, information on Society activities can be obtained from Aubrey Bowles.

SMALLS

Wanted: My son, Yasser would be happy to receive stamps. Thank you for your generosity. *Contact:* Boukerzaza yasser. Cité benboulaid Bt D2 N°5 Montpensier BLIDA 09000. ALGERIA. mirak197725@gmail.com>

For Sale: From an inherited collection of South African First Day Covers (about 500). Interested? Contact: Susan Grey. mail to: greysusan21@gmail.com or patf@fgprop.com>

Swap: Australian / SA new or old stamps. *My grandfather had a great South African collection and I have a lot of the older stamps as I was born and lived in SA for ten years.* Toni Phillips tonijean3@hotmail.com>

Beginner: thematic - sci-fi & fantasy, cartoons, comics, space. Pavel Tregubenko. *Spasskaya street, 4 bld., 476 off. 143401, Russian Federation, Krasnogorsk, Russia.* ptregubenko@gmail.com>

Digitised by the Department of Library Services in support of open access to information, University of Pretoria, 2024

BY APPOINTMENT TO
HER MAJESTY THE QUEEN
PHILATELISTS
STANLEY GIBBONS LTD
LONDON

STANLEY GIBBONS

LONDON 1856

2019 GREAT BRITAIN CONCISE, 34TH EDITION

- The design index has been further revised, making it even more comprehensive and much easier to use.
- Listings for 'Wilding' booklet panes expanded to cover all single-value panes as well as the previously listed se-tenant and advertisement panes.
- New improved images for all design types up to 1952 with colour die and multipositive type illustrations added for the first time.
- New comparative illustrations for the printing machine types of the 1961 POSB, 1964 Churchill and 1973 Royal Silver Wedding commemoratives
- Further notes throughout the catalogue give additional guidanceto the collector.

R2887-19 **R825**





SOUTH BALKANS CATALOGUE

• *1st Edition 2019*

This new catalogue provides a comprehensive priced listing of the stamps of the Southern Balkans; Albania, Bulgaria, Greece and Macedonia.

A helpful guide included to aid the collector in using the catalogue. Contact details are provided for societies.

R1434-19 **R750**



IRELAND CATALOGUE

• *7th Edition 2018*

This catalogue provides a comprehensive listing of the stamps of Ireland from the 1922 Provisional Government overprints on the stamps of Great Britain right up to the latest issues (May 2019). Prices have been carefully revised throughout, to give an accurate picture of current stamp values.

R2975-19 **R450**

Our distributor in South Africa is Peter Bale Philatelics, cell: 082 330 3925.
Please use this contact for all of your requirements.

Digitised by the Department of Library Services in support of open access to information, University of Pretoria, 2024

SPINK

WHERE HISTORY IS VALUED

THE PHILATELIC COLLECTOR'S SERIES SALE

FEATURING THE COLIN NARBETH COLLECTION OF SUDAN

22 & 23 OCTOBER 2019 | LONDON

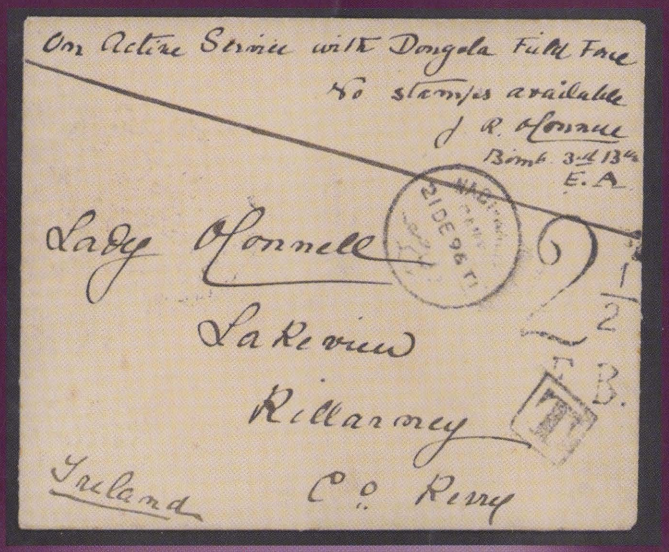

AND MUCH OF SOUTHERN AFRICA INTEREST



For more information contact David Parsons or Ian Shapiro:
Tel: +44 020 7563 4072 | Fax: +44 020 7563 4085 | Email: dparsons@spink.com
Tel: +44 020 7563 4000 | Fax: + 44 020 7563 4085 | Email: ishapiro@spink.com
69 Southampton Row | Bloomsbury | London | WC1B 4ET

#SPINK_AUCTIONS WWW.SPINK.COM

Digitised by the Department of Library Services in support of open access to information, University of Pretoria, 2024

OCTOBER
2019

The South African Philatelist

All about stamps

THE JOURNAL OF THE PHILATELIC FEDERATION OF SOUTH AFRICA SINCE 1932

volume 95:5. 956

www.sapa.africa



Report Back:

The 81St National Congress of the Philatelic Federation

2019 East Rand 100 National Stamp Show



Union Revenue ASSIZE/YK Stamps



East Rand 100
Commemorative Medal



TVBC Transkei Research Part 3

9 771812 164020

ISSN 0038-2566

Digitised by the Department of Library Services in support of open access to information, University of Pretoria, 2024

EXPERTS FOR OVER 40 YEARS

THINKING ABOUT SELLING?

WE BUY FROM YOU

WE SELL FOR YOU

STAMPS | COINS | MEDALS
BONDS | PAPER MONEY

For straight forward honest advice and expertise...



Contact our friendly experts:

+44 1565 653214

stamp@sandafayre.com

www.sandafayre.com

Watch online - Bid live

Cheshire Stamp Auctions

SANDAFAYRE'S PUBLIC AUCTION

SANDAFAYRE, PARKGATE, KNUTSFORD, WA16 8DX, UK.

Follow us on:

Our next public auction: **Sat 14th Dec 1pm GMT**

Digitised by the Department of Library Services in support of open access to information, University of Pretoria, 2024

OCTOBER 2019 Vol 95 Number 5 Whole No 956

The South African Philatelist

Contents

The Journal of the Philatelic Federation of South Africa
www.sapa.africa

Awards:
- Large Silver Hafnia 1994,
- Silver Bronze Pacific 1997,
- Vermeil APS Stampshow1999,
- Large Silver Egoli 2001,
- Federation Plaque 2004,
- Silver España'06, Literature Award 2006,
- Large Silver NZ Literature Exhibition 2007,
- Large Silver JAKARTA 2008,
- Large Vermeil IPHLA 2012.

FEATURES

151 London 2020 Exhibition Great News
Commissioner Patrick Flanagan RDPSA

152 **Report** SINGPEX 2019 The 36Th Asian International Stamp Exhibition
by the SA Commissioner, Joof van der Merwe

156 The 1984 Lesotho 30s Butterfly Stamp
by Lawrence Barit

159 Die Rooi Taal
by Monus Flemming

160 Revenue stamps of the Union: Assize/Yk Stamps
by Dr Gerhard Kamffer RDPSA and Werner Barnard

165 Obituaries: Steve Gardiner, Victor Von Gruter, Gary Brown and Peter Bale

166 2019 East Rand 100 Stamp Show

175 The 81st PFSA Congress

179 Entertainments Tax Part 2: Natal
by Dr Ian Matheson RDPSA

182 RSA Protea Series - How to Identify the Unidentified Panes
by Dr Vic Sorour

185 Siekefondsseëls van die Suid-Afrikaanse-Spoorweë
deur Gawie van der Walt

187 Transkei - First Definitive Issue, Part Three
by the TBVC StudyGroup

192 The Rhodesia Double Head issue for beginners
by Sean Burke

REGULARS

148 Letter to the Editorial Board

148 Closing dates for future issues

150 Phun with Postmarks

154 The 'ABC' of Stamps

154 Errors on Stamps

193 Society news

ADVERTISERS

146 Sandafayre

149 SAPDA

151 John & Mark Taylor

153 Bill Barrell Ltd

155 Bill Barrell Ltd

165 Janssen Stamps

181 Stamp's Friend

195 Stanley Gibbons

196 Spink

THE EDITORIAL BOARD
Alan Rose: roses@wol.co.za
Moira Bleazard: bleazard@telkomsa.net
Robin Messenger: messenger.robin@gmail.com
Janice Botes *Production Editor*: janice@gdb.co.za
David Wigston: speedbird.imperial@gmail.com
Peter van der Molen RDPSA, FRPSL: molens@pixie.co.za

EDITORIAL CONSULTANTS
Alex Visser : alex.visser@up.ac.za
Michael Wigmore RDPSA: dcrocker@lando.co.za
Chris Mobsby RDPSA, FRPSL: mobsbychris8@gmail.com
Gerhard Kamffer RDPSA: kamffer@netactive.co.za

FEDERATION SECRETARY
Jill Redmond RDPSA: pfsasec@mweb.co.za.
Tel: +27 (0) 11 917 5304

PRODUCTION & LAYOUT
Janice Botes: janice@gdb.co.za
Tel: +27 (0) 11 454 5940

All South African stamps are reproduced with the permission of SAPO
Post Office



Mighty machinery required to lift the frames to the first floor at the ER100 National Stamp Show.

Digitised by the Department of Library Services in support of open access to information, University of Pretoria, 2024



Correspondence to THE SA PHILATELIST should be addressed to the Editorial Board. Material received is most welcome and will be reviewed. Articles, letters and items of interest may be published and stand the chance of being rewarded with a STAEDTLER writing gift.

Sponsored by STAEDTLER®

KEEP POSTING AND MAKE A NEW INTERNATIONAL FRIEND

RE-start the trend - post a letter or postcard today...
Or fill an envelope with our beautiful South African stamps and mail it to a friend!



Here is a beginner stamp collector whose primary interest is in Thematics - cinema & fantasy, fairy tales, cartoons, comics, sci-fi space stamps and also stamps with space landscapes (without any spaceships!)... Address it to: Pavel Tregubenko. Spasskaya street, 4 bld., 476 off. 143401, Russian Federation, Krasnogorsk, Russia

CONGRATULATIONS and welcome, once again to Rodger Zielinski-Fresberg, who has relocated to Turkey but who remains a member of the Fish Hoek Philatelic Society. A short note from him advises us that he works for the German Foreign Office and has served in many different countries over the past 30 years.

"I had two assignments in South Africa; first in Cape Town (German Consulate) in the 90s and the last 4 years in Pretoria (German Embassy). My collecting interests are mostly Scandinavian Countries. I joined the Federation because I am very interested in Southern African Philately.
As a member of SAPDA and the Thematic Stamp Club chapter in Pretoria, I'd like to have this information noted in *The SA Philatelist*. I moved to Istanbul this summer for my new assignment at the German Consulate".



Rodger Zielinski-Fresberg. Mustafa Isset Efendi Sok. 1 One Ortaköy Sitesi D 14. 34347 Istanbul. Turkey.



SAPDA STAMP FAIR RETURNS TO THE DAVINCI HOTEL IN SANDTON JOHANNESBURG IN NOVEMBER - 15TH and 16TH

PLEASE NOTE:

Enquiries regarding subscriptions and membership can be referred to Jill Redmond RDPSA at pfsasec@mweb.co.za Tel: +27 (0)11 917 5304

Contributions and **letters** for the publication must be forwarded to the Editorial Board of *The SA Philatelist*, PO Box 131600, Benoryn, 1504. South Africa or email: janice@gdb.co.za

Subscription & circulation:
Annual subscription rate for 2019 in South Africa is R324.00. For SADC countries, the subscription is R600.00 per year. International overseas, the subscription is R800.00 per year. These prices all include postage via airmail.

Should you have enquiries or wish to subscribe, please communicate with the Membership Secretary/Subscriptions Manager: email: pfsasec@mweb.co.za
Publication: This journal is published by ***The Philatelic Federation of South Africa***. The Secretary is Jill Redmond RDPSA. P O Box 9248, Cinda Park 1463. email: pfsasec@mweb.co.za
Tel: +27 (0) 11 917 5304
Advertising: Rates available from the Advertising Manager, Box 131600, Benoryn, 1504
or email **The Production Editor:**
Janice Botes email: janice@gdb.co.za

DISCLAIMER:

The views expressed in this publication do not necessarily represent those of the Philatelic Federation of South Africa. While every effort is made to ensure accuracy and honesty in the editorial columns of this magazine, the publisher and editor cannot be held responsible for inaccurate information supplied and consequently published. Publication of articles is subject to availability of space and cannot be guaranteed in each edition. Copyright for material published in this magazine is strictly reserved. Illustrations are not necessarily actual size because of space constraints.

EDITORIAL POLICY:

The Editorial Board reserves the right to accept or decline any articles, letters or any other material submitted for publication, and reserves the right to effect minor changes of spelling, punctuation, grammar and word choice without requesting prior permission from the author(s). For more substantial revisions, such as shortening or restructuring, either the Board will request the author(s) to effect such changes or will propose amendments to the author prior to publication - if no agreement can be reached then publication will be declined.

The SA Philatelist

Publication closing dates for **FINAL** submission of Advertising Material to avoid late delivery ; ***ARTICLES should be submitted in the month prior:***

- ***December*** 2019 - Vol. 95: 6. 957
  deadline date: **08/11/2019**
- ***February*** 2020 - Vol. 96: 1. 958
  deadline date: **06/01/2020**
- ***April*** 2020 - Vol. 96: 2. 959
  deadline date: **09/03/2020**

Digitised by the Department of Library Services in support of open access to information, University of Pretoria, 2024



enjoy the advantages of professional advice and ethical trading offered by your SAPDA dealer

SAPDA dealers fair

open your bank vaults in November!!

Leo 1 and Leo 2 opposite reception

Da Vinci Hotel and Suites

on Nelson Mandela Square - Sandton

Friday 15 November 2019 (10:00 - 18:00)

Saturday 16 November 2019 (09:00 - 17:00)

Eastern Cape

Johnson Philatelics (+27) 041 583 3159 rj@johnson.co.za www.johnson.co.za	RSA Stamp Exchange (+27) 072 104 4640 john@rsastamps.co.za	Stamp's Friend (+27) 082 554 8900 francois@stampsfriend.co.za www.stampsfriend.co.za

Gauteng

Alan Donaldson (+27) 082 851 9585 frankie@frankie-d.co.za	Arcade Stamps (+27) 011 454 2026	Atlas Auctioneers (+27) 083 272 9367 atlasauctioneers@lantic.net
Cosmo Philatelics (+27) 082 451 4470 dennis@cosmophilatelics.com	DM Philatelics (+27) 083 564 4601 dmphilatelics@gmail.com	Doreen Royan & Associates (Pty) Ltd (+27) 011 706 1920 royan@icon.co.za www.doreenroyan.com
Kenny Napier Stamps (+27) 083 444 0249 kenny.napier@mweb.co.za	Mr Thematic (+27) 082 566 3378 chrisb@asapcc.co.za	Pierre Kriegler (+27) 083 327 2953 pkrstamps@gmail.com

Rand Stamps Auctions (+27) 012 329 2464 paulvz@mweb.co.za www.rand-stamps.co.za	RXR Stamps (+27) 081 518 4553
Stephan Welz & Co (+27) 011 880 3125 laurencef@swelco.co.za www.swelco.co.za	Willie Kruger (+27) 082 578 6879 cgh.stamps@gmail.com

Western Cape

Andy Kriegler Stamps (+27) 028 754 1425 landy@global.co.za	Crocker & Wigmore Professional Philatelists (+27) 023 614 1424 dcrocker@lando.co.za
Janssen Stamps (+27) 021 786 1548 janssenp@iafrica.com www.janssenstamps.co.za	Philatelic Friends (+27) 072 597 1287 ken@philatelicfriends.com www.philatelicfriends.co.za

Overseas - Switzerland

Filat AG (+41) 079 444 4109 rj@filat.ch www.filat.ch	Philaclassica AG (+41) 061 261 7379 info@philaclassica.ch www.philaclassica.ch

Overseas - Turkey

Zille22 - Stamps
rfresberg@email.de

Overseas - United Kingdom

Argyll Etkin Limited (+44) 020 7930 6100 argylletkin@yahoo.co.uk www.argyll-etkin.com	Bill Barrel Ltd (+44) 0147 659 4698 bill@barrell.co.uk www.barrell.co.uk	D Morrison Ltd (+44) 016 6682 2055 africonect@aol.com www.forpostalhistory.com
John & Mark Taylor (+44) 020 7226 1503 markjtaylor@btinternet.com	Ritchie Bodily (+44) 020 8255 1219 rbcollect@yahoo.co.uk	Spink (+44) 020 7563 4060/4072 dparsons@spink.com www.spink.com

Digitised by the Department of Library Services in support of open access to information, University of Pretoria, 2024

Phun with postmarks



by Alex Visser RDPSA, Pretoria Philatelic Society Email: alex.visser@up.ac.za

More Waterval

In the February 2014 'Phun' column different Waterval and extension offices and markings were discussed. A borderless cachet showing only WATERVAL was the trigger for the column. At that time there was no indication as to which office had this cachet. Subsequently Bas Payne and Johan Bezuidenhout found further information, which is shared now.

Figure 1a shows a boxed cachet of the type used on the NZASM cards for goods to be collected at the station of Waterval Boven and Figs.1b and c show a similar cachet for Waterval Onder. These clearly do not solve our original question, which was an unboxed cachet.



Fig.1: Boxed cachets of (a) Waterval Boven and (b, c) Waterval Onder.

Figure 2a shows a discovery with an unboxed cachet and a boxed date of APR 97. For comparison the original enquiry is shown as Fig.2b. The lettering is clearly different, as in Fig.2a the letters are 7mm, whereas the enquiry is only 5 mm high. Furthermore, Bas has another unboxed cachet with serif letters, too poor to copy. The conclusion is that the search is not yet over, as the unboxed cachets do not match. Since these appear to originate at stations, the unknown Waterval cachet may originate from the station at Standerton.



Fig.2: Unboxed cachets of (a) Waterval Boven and (b) an unknown Waterval office.

Spelling of names on date stamps

Before 1996 steel date stamps were ordered and managed by Central Post Office Stores. There was a fair measure of control. However, since self-inking date stamps were taken into use, they were produced regionally, often made by shops that produce rubber date stamps. It is much easier for errors of spelling to occur as the manufacturers of rubber date stamps may interpret the designs incorrectly.

Figures 3a to c show a number of self-inking date stamps that have an incorrect spelling. The Aliwal North date stamp shows RL5 CAGE rather than RLS CAGE, Claireinch should be Clareinch and Totuisdal should be Totiusdal. Greenacres also has R15 instead of RLS as discussed in the August 2015 column.

Steel date stamps have found favour in offices with a high volume of service. Being made of steel does not mean that errors in inscription do not occur as shown in the discussion of Noordbrug, spelt Noordburg, in the February and June 2014 'Phun' Columns.

At the rate these errors are produced one would soon be able to present an interesting collection. These errors are not common so keep your eyes open.



Fig.3a to c: Examples of misspelt self-inking date stamps (a) Aliwal North (b) Clareinch and (c) Totiusdal

The battle of the dates

Over the years there has always been the debate about which date format should be used. Should it be DDMMYY or YYMMDD? And the Americans preferred MMDDYY. In 1977 the SA Post Office decided that rather than using the DDMMYY style which had been the norm since the formation of the Union of South Africa, a YYMMDD format would be used as it would be compatible with computerisation. This resulted in many date stamps showing the modified format from about October 1977. Some Postmasters did not understand the new style or simply did not wish to change, so a number of offices ignored the instruction.

The new style nevertheless caused some confusion and the instruction was withdrawn in early 1978, with the style reverting to the DDMMYY format. Some offices, however, continued in 1979 and later. Finding postmarks with the reversed date is quite a challenge, and particularly finding first and last use at a particular office. Figures 4a and b show an example of Alunsa with the original date and the reversed date (24.1.1978 to 13.9.1978).

Figures 4c and d show Benmore with counter 1, time code letter (A) and latest reversed date (26.10.1977 to 29.4.1978). In some cases the Roman month was reversed giving a strange date as shown for Rheenendal in Fig.4e. At that time a number of office proofsheets were obtained which allowed dating of the changes.

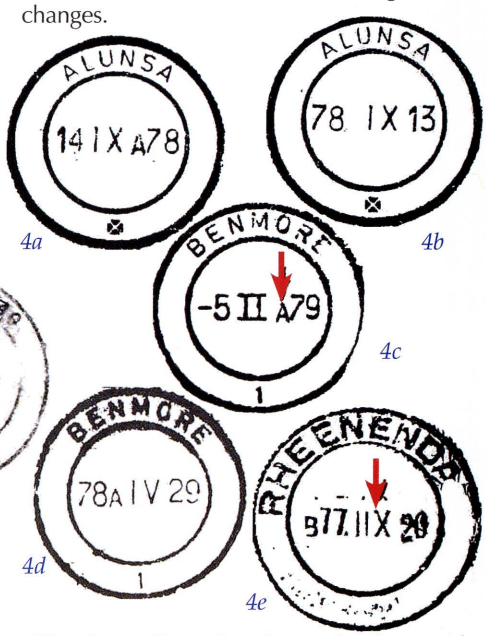

Figs.4a to e: Examples of normal and reversed dates of Alunsa and Benmore, and Rheenendal confusion.

Since the 1980s steel date stamps with the reversed date format were issued and evidently this did not cause any confusion. These did not have time code letters as shown for Arabiedam in Figure 5a, but did show the time of day (Fig.5b). Note that year could be two or four digits. When the Y2K or Swiss style date stamps were distributed for use from 1 January 2000, the style was YYYYMMDD (Fig.6a). Interestingly when Swaziland issued their Y2K date stamps initially the style was MMDDYYYY, and it was difficult to confirm the month. After a few years the style reverted to the DDMMYYYY format.



Digitised by the Department of Library Services in support of open access to information, University of Pretoria, 2024



5b

Fig.5 a&b: Changed standard reversed date of Arabiedam and Arcon Park.



6a



6b



6c

Fig.6: The Y2K format for South Africa, and Swaziland (MMDDYYYY and DDMMYYYY)

Die ontrafeling van die poswese van meer as 'n honderd jaar gelede bly 'n interessante uitdaging soos die spoorwegkasjette van Waterval weereens bewys. Spelfoute op datumstempels mag 'n nuwe versamelveld word aangesien daar al hoe meer sulke afwykings verskyn. En die ou tameletjie van datum formaat het die posmense behoorlik laat klei trap soos die oefening in die RSA gedurende die laat 1970s en Swaziland met die indiensneming van die Y2K datumstempels in die vroeë 2000s weereens bewys.

2 2 LONDON

London 2020 Specialised World Stamp Exhibition
2- 9 May 2020

South African Commissioner: **Patrick Flanagan.**
Tel: + 27 83 265 5649 Email : patf@fgprop.com

AN UPDATE

The organisers of London 2020 have communicated regarding frame allocation and advised that :

- They have had an overwhelming response in excess of 1000 entries
- They are holding back on allocations in order to undertake an in loco assessment of the BDC, the venue for the exhibition, in order to see to what extent they are able to accommodate more entries
- The result of this is that allocations are now unlikely to be made known until some time in October
- Patience is accordingly needed at this time Please send me an email if you have any further queries

JOHN & MARK TAYLOR

RHODESIA

CECIL JOHN RHODES
PRIME MINISTER
of the Cape Colony 1890 - 96,
Founder of Rhodesia

Handwritten and signed letter:
'Camberley 27th May: Dear Sir, Many thanks for kind wishes. On the question of the amalgamation I pray you to forgive me if I keep silent on the affairs of De Beers and Rhodesians Yours C.J. Rhodes.'



Address: P.O. Box 37324, London N1 - 2YQ
Tel: 020 7226 1503 Fax: 020 7359 7456
email address: markjtaylor@btinternet.com

Digitised by the Department of Library Services in support of open access to information, University of Pretoria, 2024



SINGPEX 2019
36th ASIAN INTERNATIONAL STAMP EXHIBITION
by the SA Commissioner, Joof van der Merwe, OFS Philatelic Society

In commemorating Singapore Bicentennial and 100 Years of First Airmail in Singapore 1919 – 2019, SINGPEX 2019 – the 36th Asian International Stamp Exhibition - under the patronage of FIAP with the recognition of FIP was held in Singapore from 31 July 2019 to 4 August 2019.



The world famous Suntec Singapore Convention and Exhibition Centre was the venue for the exhibition, with a display of 640 LED television screens, highlighting the first flight in 1919 from England to Australia with Singapore as one of the stop-overs. On 31 July, Minister for Communications and Information, S. Iswaran, officially opened the show. Dr. Prakob Chirakiti addressed the delegation and highlighted that collecting stamps has educational benefits, is a way to connect with people and meet new friends.

Numerous items were on sale, such as Special Edition Aerogrammes, Souvenir Covers and a Presentation Pack containing a set of stamps, miniature sheet and First Day Cover. Special cancellers were available for each day of the show. The main sponsor for the exhibition was Singapore Post, with 50 booths of stamp dealers, auction houses and worldwide postal administrations.



More than 200 years of Postal History and philatelic items, from the Straits Settlements era to the modern Singapore, FIAP Grand Prix Club philatelic items and 19 Court of Honour Exhibits were on display. A total of 242 exhibits in 1202 frames and 37 Literature entries were commuted by 26 Commissioners and 25 Jurors who judged the exhibits. The result was 10 Large Gold and 36 Gold medals awarded, plus 27 special prizes, excluding the Grand Prix d'Honneur, Grand Prix International and Grand Prix National.

Juror Mr. Emil Minnaar and Apprentice-Juror Dr. Ian Matheson represented South Africa in judging. An Expert Group of three members examined 51 dubious philatelic items reported by the Judges and decided that no action was required on twelve items, 32 should be certified and seven should not be exhibited again.

The South African exhibitors achieved the following:



- Mr. Herwig Kussing: *Germany: The Postal Rates in 1923.* 8 Frames - 87pts - Large Vermeil.
- Mr. Peter Coetzee: *The 1960 Opening of the Kariba Hydro-Electric Scheme Stamps.* 1 Frame – 77pts.
- Mr. Peter Coetzee: *An Overview of the Nyasaland Field Force (NF) Overprints on Nyasaland, KGV Stamps and Related Field Postage.* 1 Frame – 77pts.
- Dr. Avi Barit: *The 1984 Lesotho Butterfly Definitives.* 5 Frames – 72pts – Silver.
- Dr. Avi Barit: *Basutoland 1961 Decimal Overprints.* 1 Frame – 77pts.
- Dr. Shimon Barit: *Great Britain: Queen Elizabeth – Value Errors.* 1 Frame – 73pts.
- Ms. Chavah Barit: *Swaziland 1961 Decimal Overprints.* 1 Frame – 73pts.

Apart from the exhibition, the 36th FIAP Executive Committee meeting took place on 3 August as well as the 22nd FIAP Congress.

The social scene was alive and exceptional with the Welcome evening at The Flower Dome featuring a magnificent display of Orchids, the Taipei evening at the Conrad Centennial Singapore, advertising TAIPEI 2020 - 38th Asian International Stamp Exhibition - and the Palmares held at Hotel RE!

Must-visit sites included the Sands Sky Park, 53 stories high with a breathtaking view of the whole island, Penny Black on Clarke Quay, Raffles Hotel, Sentosa Island accessible by cable car, Chinatown with its shops and dining places, the Singapore National Museum and numerous shopping malls. Visit https://www.singpex2019.com for more SINGPEX 2019 news and images.

My sincere thanks to the Philatelic Federation of South Africa for this opportunity to promote South African Philately abroad, the exhibitors for their support and trust with their exhibits, Ian and Rosa Matheson for their friendship and last but not least, Emil Minnaar for his support, muscle and companionship.

Digitised by the Department of Library Services in support of open access to information, University of Pretoria, 2024

BILL BARRELL LTD

Bill Barrell is South Africa bound.

Bill Barrell will be attending the SAPDA show 15/16th November 2019 at the DaVinci Hotel, Sandton, Johannesburg. Interested in GB Stamps and Postal history? come and meet Bill Barrell. We have extensive stocks of GB postal history from 1500 to date including destinations, combinations, cancellations, hand stamps, redirected mail. We also offer a fine range of GB stamps from 1d blacks to modern errors including 1d reds, high values, telegraph stamps etc.



1840-SG2
£225.00



1840-SG5
£350.00



1848-SG57
£950.00



1849-SG9
£375.00



1850-SG16b
£375.00



1854-SG17
£300.00



1855-SG20a
£350.00



1855-SG21
£30.00



1855-SG23
£75.00



1855-SG26
£90.00



1855-SG34
£17.50



1858-SG36a
£150.00



1862-SG77
£750.00



1865-SG93
£350.00



1867-SG110
£950.00



1867-SG112
£225.00



1867-SG129
£1150.00



1883-SG137
£3000.00



1883-SG162
£225.00



1884-SG178
£375.00



1884-SG176
£1500.00



1883-SG183
£225.00



1883-SG191
£200.00



1883-SG196
£1400.00



1884-SG194
£300.00



1892-SG016
£575.00



1892-SG016
£1100.00



1883-SG063
£575.00



1883-SG063
£475.00



1913-SG404
£1250.00









1944 Propaganda Forgeries with the scarcer 'Grenada' and 'Rabaul' overprints. Each £200.00. Others available.



1958-(SG579b)
£3200.00

PO Box 10494, Grantham, Lincolnshire,
NG31 0HS, United Kingdom
01476 594698

e-mail: bill@barrell.co.uk *website*: www.barrell.co.uk

Digitised by the Department of Library Services in support of open access to information, University of Pretoria, 2024

The ABC of stamps

by David Wigston, East Rand Philatelic Society





EMBOSSED STAMPS (Part1)

Embossing is a process of pressing a design into paper from the back to create a raised design or effect. It is a popular way of adding style to stamp design. The term also includes a broader usage with the addition of layers to paper to create special design effects. The use of embossing is not a recent technique as its use can be traced back to Victorian times. The procedure requires the use of two dies: one that is raised and one that is recessed. The dies fit into each other so that when the paper is pressed between them, the raised die forces the stock into the recessed die and creates the embossed impression. Pressure is applied to the dies in order to squeeze the fibres of the paper, which results in a permanently raised area.



Fig.1: Half penny cameo stamp showing Queen Victoria as used by Gambia.

• Cameo stamps

A cameo is a form of low relief carving of a portrait on a background of a different colour. Notable early examples include some of the earliest stamps of Italy, Natal, and Switzerland, as well as the early high values of Great Britain (1847–54). The frame around the cameo was printed first and then the blind embossed head was pressed into the blank space.



Fig.2: A USA Cameo stamp printed and embossed on an envelope, is known as an indicum.

• Braille stamps

Braille, is occasionally added to stamps, must be embossed in order to be read by the blind. However, stamps which feature braille are more symbolic than practical because the paper used for the stamps needs to be light weight and the embossed dots tend to flatten quickly, once pressure is applied through touch reading or simply from being processed through the postal system.

A Braille letter may consist of, at the most, six raised dots in a small rectangle of size 3.5 x 6mm, laid out in two columns with positions for three dots in each, as illustrated in Fig.4. Braille is read using the fingertips.



Fig.3: The Braille alphabet.



Fig.4: Braille stamp, issued 2005 by SAPO, showing a blind emboss (no pun intended) which does not use ink or foil to highlight the embossed area. The word 'hello' is embossed in Braille.

• Holographic stamps

A hologram is a flat surface that, under proper illumination, appears to contain a three-dimensional image. Holography is a photographic technique that records the light scattered from an object, and then presents it in a way that appears three-dimensional. Holograms are made by using a single laser beam. The beam is then split into two beams by a special lens. When the two laser beams intersect they create what's called an interference pattern. Holographic film is a very thin, flexible plastic film [Polyester (PET), Oriented Polypropylene (OPP) and Nylon] which has been micro-embossed with the pattern. The film is then laminated, or embossed, onto paper to form the stamp. Holograms can also be used for a wide range of applications including tickets, vouchers, packaging, certificates, business forms, labels, bank and ID cards as a security feature. Holographic stamps are usually limited to high values, as shown in Fig.5.



Fig.5: A three-dimensional model was photographed for this 2000 USA Moon Landing holographic stamp.

Comic Corner

Stamps that make you SMILE

by Volker Janssen,
Fish Hoek Philatelic Society and the
Royal Philatelic Society of Cape Town

Episode 55

Errors on Stamps...

'OLYMPIC MOTOCROSS?'



The Republic of Togo issued a large set of stamps for the Olympic Games 1976 in Montreal/Canada. On the stamp of 105 Francs we find two Motocross Riders in action at a race. The error on the stamp is that in Olympic history, Motocross has never been an Olympic Discipline.

Digitised by the Department of Library Services in support of open access to information, University of Pretoria, 2024

BILL BARRELL LTD

Bill Barrell is South Africa bound.

Bill Barrell will be attending the SAPDA show 15/16th November 2019 at the DaVinci Hotel, Sandton, Johannesburg. Among the many very attractive items we can currently offer, subject unsold, are rather nice hand painted newspaper wrappers from Kennington near Ashford in Kent to Ontario Canada sent 1912-1921. Approx. 60 were purchased, the quality varies due to the passage of time and the nature of their opening, and whilst most have part of the reverse missing they are most unusual with good quality watercolours.



Nov 1912 - 'Up!!' £175.00



Aug 1912 - 'Cleveland, Woodhall Spa Lincs'. £175.00



Jan 1913 - 'Boughton, Blean'. £175.00



Feb 1913 - 'Boughton Aluph Church'. £175.00



Feb 1913 - 'Whitstable'. £175.00



April 1913 - 'The Cottage & Church Westwell'. £175.00



June 1914 - 'Court Lodge, Brock, Kent'. £175.00



July 1914 - 'Chilham Church'. £175.00



July 1914 - 'The Old Mill. Kennington. £175.00



April 1915 - 'St. Martin's Church. Canterbury'. £175.00



September 1915 - 'Westwell Church'. £175.00



September 1921 - 'Horses drinking' £175.00

PO Box 10494, Grantham, Lincolnshire,
NG31 0HS, United Kingdom
01476 594698

e-mail: bill@barrell.co.uk *website*: www.barrell.co.uk

Digitised by the Department of Library Services in support of open access to information, University of Pretoria, 2024



THE 1984 LESOTHO 30s BUTTERFLY STAMP

by Lawrence Barit, Witwatersrand Philatelic Society

Introduction

On 20 January 1984, Lesotho issued a definitive set of stamps, consisting of 16 values, each portraying a different butterfly. These 'Butterfly Stamps' were destined to become the subject of a fascinating philatelic study - from imperforate varieties to standard overprints; double overprints to inverted overprints; overprints on an overprint to missing overprints - a host of errors ranging across a spectrum of the philatelic dictionary. Of particular note in this set is the 30s Butterfly stamp which, in addition to the more conventional errors, has also produced an unusual and rare mistake.

Lesotho Stamps and the Butterfly

Butterflies have featured on numerous Lesotho sets of postage stamps: a set of seven stamps was issued on 3 September 1973; fifteen stamps on 1 August 1991 (and re-issued in 1992 with the imprint date '1992'); six stamps on 30 June 1993 with two miniature sheets; nine stamps on 28 November 1997 with two miniature sheets; thirty stamps on 29 June 2001 together with two miniature sheets; four stamps on 17 May 2004 with a miniature sheet, and another four stamps on 20 August 2007 together with two miniature sheets.

Background

The 30s Butterfly stamp, one of sixteen in the 1984 definitive set, has a particularly interesting story. Prior to 1984, Lesotho did not have a definitive 30s stamp. However, a number of commemorative 30s stamps were issued in 1981 and 1982. On 1 January 1982, Lesotho's overseas airmail rate changed to 30s. Hence the need for a definitive 30s stamp, which was met with the issue of the Foxy Charaxes, part of the 1984 definitive Butterfly set (Fig.1).

On 1 January 1986, the overseas airmail rate again changed, this time to 35s. The need for 30s stamps thus diminished, resulting in stock being available to meet other demand areas. The internal letter rate also changed from 6s to 9s. This resulted in the surcharging of the 30s Butterfly stamp with a 9s value with the date of issue being 1 July 1986.

On 1 February 1988, the rate for internal mail in Lesotho increased to 12s, reducing demand for the 9s stamp and thereby causing a surplus of the 9s on 30s stamps. The result was the release of the 9s on 30s stamp for further surcharging purposes.



Fig.1.

Not one, but two 'new' overprinted stamps emerged - the one, a 3s on 9s on 30s and the other, a 7s on 9s on 30s.

David Ambrose, in an article in *The SA Philatelist* (July/August 1992) summed up the position well: *"... the available definitives got completely out of step with the postal rates in use, and surcharges were made to meet postal needs"*. In other words, with stamps available, the easiest way to meet postal rate changes was to overprint them with the new values needed.

The Butterfly Set

The shape and size of the Butterfly stamps in the 1984 definitive set are identical with respect to each value. All the stamps have a similar horizontal design, but feature a different butterfly. The format of the sheet is 7 stamps horizontal with 7 stamps vertical, resulting in sheets of 49 stamps. The perforation is also constant at 14. Due to the fact that there were 16 stamps, two First Day Covers were issued; the one featuring the 30s being shown (Fig.2). Like the rest of the definitive Butterfly set, the 30s is multi-coloured (Fig.1) with the name of the butterfly appearing on the face of the



Fig.2.

Fig.3.

Digitised by the Department of Library Services in support of open access to information, University of Pretoria, 2024



Fig.4.

stamp in both its common form Foxy Charaxes and its scientific name *Charaxes jasius saturnas*.

Imperforate

The 1984 Lesotho Butterfly set also exists in an 'imperforate' form (Fig.3). This is said to have originated when the printing company, Format International Security Printers Ltd – who had printed the sheets, went into liquidation and certain sheets which had not been perforated, were disposed of by the liquidator. Hence the existence of non-perforated examples of the 30s Foxy Charaxes butterfly stamp originating from these sheets. How many such imperforate sheets made their way onto the market is not known.

The Overprints

The Butterfly overprints were issued together with four Bird stamp overprints. Hence the *'Special Issue 1986 Overprint on Butterflies and Birds – Official First Day Cover'* consisted of both Butterfly and Bird overprinted stamps (Fig.4). However, although these were on one 'cover', the dates when the stamps on the envelope were issued, were not all on the same day. It could be that the stick-on label stating: *'Special Issue 1986 overprint on Butterflies and Birds'* was



Fig.5. *Fig.6.*



Fig.7.



Fig.8.



Fig10.

meant to cover the words 'Official First Day Cover'. With the different dates of issue, the envelope could aptly be described as a 'Special Issue Cover'.

The 30s Butterfly: 9s on 30s

The issue of this stamp was on 1 July 1986. Two types of overprints occurred - Type I (Fig.5) and Type II (Fig.6).

Type I: This overprint had a thick '9' with long bars which cancelled out the previous value (Fig.7).



Fig.9



Fig.11.

A number of errors occurred.

- Surcharge Double - one inverted (Fig.8)
- Surcharge Triple - two inverted with one of the inverted surcharges being feint (Fig.9)
- Surcharge Quadruple - whilst three of the overprints are of the same strength, one is feint (Fig.10)



Fig.12.



Fig.13.

Type II: This overprint is characterised by the narrower bars cancelling out the previous value and a thinner '9' (Fig.11). Again, a number of errors have been discovered.

- Surcharge Double (Fig.12)
- Surcharge Triple (Fig.13)
- Pair - with Surcharge Single on left stamp and Triple on right stamp. The 's' of the '9s' overprinted on the right side of the right-hand stamp being incomplete (Fig.14)
- Pair - with Surcharge Double on left stamp and Single on right stamp (Fig.15)

Digitised by the Department of Library Services in support of open access to information, University of Pretoria, 2024



Fig.14.



Fig.15.



Fig.16.

- Pair - with Surcharge omitted on one stamp (Fig.16
- Surcharge Quadruple - one surcharge being over perforation (Fig.17)



Fig.17.



Fig.18



Fig.19.

3s Overprinted on 9s on 30s

On 2 February 1988, a 3s was overprinted on the 9s which had been overprinted on the 30s Butterfly (Fig.18). In practice this meant that there were two changes of value on the same stamp. The 30s first becoming 9s and then having the additional surcharge of 3s.

On the same date (2 February 1988) a second overprint was issued, namely the 7s, surcharged on the same 9s overprint, which been overprinted on the 30s butterfly (Fig.19). This in effect meant that the same overprinted stamp (9s on 30s), was now being used for 2 new values, namely a 3s and a 7s.

The Unusual Error: The 7s and 3s on 9s on 30s

This unusual error has both the 7s and the 3s printed over each other (Fig.20); both values being distinctly visible, resulting from separate overprintings on the same stamp. How many of these stamps are in existence is not known, but there must have been at least one sheet. For such an error to have occurred meant that a sheet, already overprinted with either of the two new surcharged values, was inadvertently placed with sheets still to be overprinted. In effect three different values were surcharged on a single stamp - an overprint on an overprint with a subsequent value overprint error. The issue price on the stamp was subjected to four different values - three planned and deliberate, with the fourth erroneously overprinted.

Stanley Gibbons lists the error as follows: '3s on 9s on 30 additionally surcharged 7s' – (p. 53 *Stanley Gibbons Commonwealth Stamp Catalogue Southern and Central Africa* 2nd edition, 2014) However, Gibbons only lists the stamp in its used format with a value of £250 (Fig.21 is a mint block of 4 such stamps).



Fig.20.



Fig.22.



Fig.23.



Fig.24.

The Varieties

Numerous varieties exist of the overprints on the 30s Butterfly stamp, consisting mainly of positional shifts. This is sometimes the result of the trim of the original sheets being inconsistent. Figs.22 and 23 are examples of Type I surcharge positional shifts. Specifically, in Fig. 23 the shift has taken on a different format with the overprint straddling the perforation partly appearing at the top of the stamp. Fig.24 and 25 are examples of Type II surcharge positional shifts.



Fig.21.

Digitised by the Department of Library Services in support of open access to information, University of Pretoria, 2024



Fig.25.

Conclusion

The 30s Foxy Charaxes stamp, part of the Lesotho 1984 Butterfly definitive set, can be seen to have gone through a metamorphosis, in a similar way that the butterfly does. For the 30s, from original issued stamp, to imperforate, to overprint, to overprint on an overprint and to add to it – errors along the overprint journey. And of course, the unique 'double value' overprint of 7c and 3c surcharged on the same overprinted 30s stamp in the same place.

References

1. *Stanley Gibbons Commonwealth Stamp Catalogue Southern and Central Africa* 2nd edition, 2014.

2. Ambrose, D. Surcharges on the Lesotho bird stamps of 1981-1982 *The South African Philatelist* 68(4) July/August 1992, 110-113.

PHILATELIC FUN

DIE **ROOI** TAAL

deur H C J (Monus) Flemming, PS of Johannesburg





Fig.1.

Altwee kan bewys dat Engels moeilik is...

Die boonste een (Fig.1) se terugsending adres is posbus 1248 Newcastle. Die enigste kansellasie is een of ander 'HUB'. Dit vertel dat Postbank 'officers'. Die ander posstuk (Fig.2 a&b) kom van *'2 MG ONDERH. EENHEID.'* Dalk grensoorlog se '2 meganiese onderhoud eenheid'. Die Engels lyk na '2 MA MAINT. UNIT'.



Fig.2a.



Fig.2b.

Dit het ook 'n cachet van 'NLK/ NLC' GROOTFONTEIN wat deels leesbaar vertel 'VERPAK U PA(.kket?)..' en 'PACK YOUR PARCELS...'. Die rugkant blyk uit die skandering. Dit is geteken deur iemand met die rang 'KPLN.' Dit kan 'kapelaan' beteken?

Sy skrywe aan 'n dame is deur die hande van 'n sensor met 'n eentalige 'ENSORED' handstempel in pers. Iemand, vermoedelik die kapelaan, het toe die letter 'C' in handskrif en met blou ink bygevoeg.

Digitised by the Department of Library Services in support of open access to information, University of Pretoria, 2024

REVENUE STAMPS OF THE UNION SOUTH AFRICA: ASSIZE/YK STAMPS

a collaboration article by Dr Gerhard Kamffer RDPSA, Pretoria PS
and Werner Barnard, Bellville Philatelic Society





Introduction

Revenue stamps of the Union of South Africa were overprinted for various purposes for example: Penalty/Boete and Consular/Konsulair etc., but the most interesting overprints were those made for the Assize Department. The revenue stamps were overprinted Assize/YK or IJK (Dutch spelling) which means to 'calibrate'. Leonard J. Dodd wrote an article in *The South African Philatelist* of August 1959 about Assize stamps where he identified the different types of overprints.

During the early part of 1923 correspondence passed between the Secretary for Mines, the Commissioner for Inland Revenue, and the Controller and Auditor-General on the question as to how Assize Fees collected under Section 26 of the Weights and Measures Act 1922, should be accounted for, and it was agreed that specially overprinted revenue stamps would be used. These stamps were in use from 7 May 1923 to 31 August 1956 when balances were returned to Head Office. The first Superintendent of Assize, J.C. Davidson, was appointed on 4 April 1923 (Fig.1).

Traders who used in their businesses containers for liquids, measures of length or scales were obliged by law to have these examined for accuracy once a year. This included weighing scales at butchers, greengrocers and grocers etc.

It was explained in correspondence that the adhesive overprinted Revenue stamps were perforated down the centre, each portion bearing a clear indication of its value and these portions were designated 'A' and 'B', to correspond with the original and duplicate of the Certificate to which they were affixed. The 'A' portion of the stamp (or stamps) for the amount due for checking, was attached to the receipt issued.

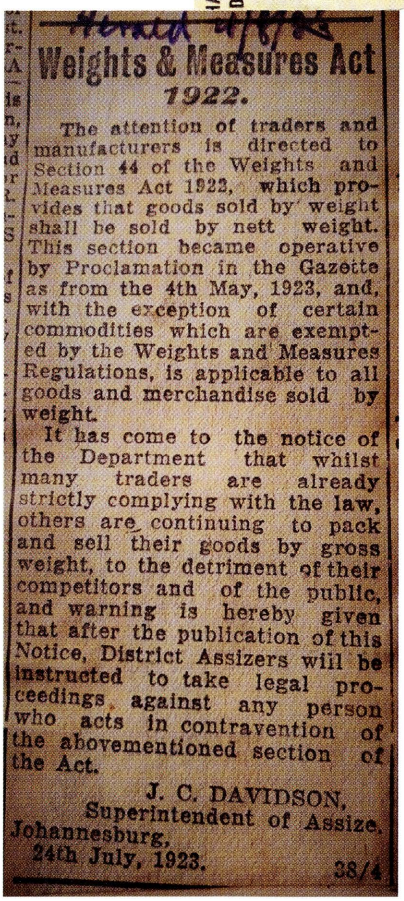

Weights & Measures Act
1922.

The attention of traders and manufacturers is directed to Section 44 of the Weights and Measures Act 1922, which provides that goods sold by weight shall be sold by nett weight. This section became operative by Proclamation in the Gazette as from the 4th May, 1923, and, with the exception of certain commodities which are exempted by the Weights and Measures Regulations, is applicable to all goods and merchandise sold by weight.

It has come to the notice of the Department that whilst many traders are already strictly complying with the law, others are continuing to pack and sell their goods by gross weight, to the detriment of their competitors and of the public, and warning is hereby given that after the publication of this Notice, District Assizers will be instructed to take legal proceedings against any person who acts in contravention of the abovementioned section of the Act.

J. C. DAVIDSON,
Superintendent of Assize.
Johannesburg,
24th July, 1923. 38/4

Fig.1: Newspaper cutting - The Herald 4.8.1923

Dodd also indicated that the make-up of the receipt book required the left half of the stamp to carry the 'B' and the right half 'A'. Probably because 'A' is always expected to come before 'B' in some cases the printing was reversed. This caused confusion until it was explained to the printers.

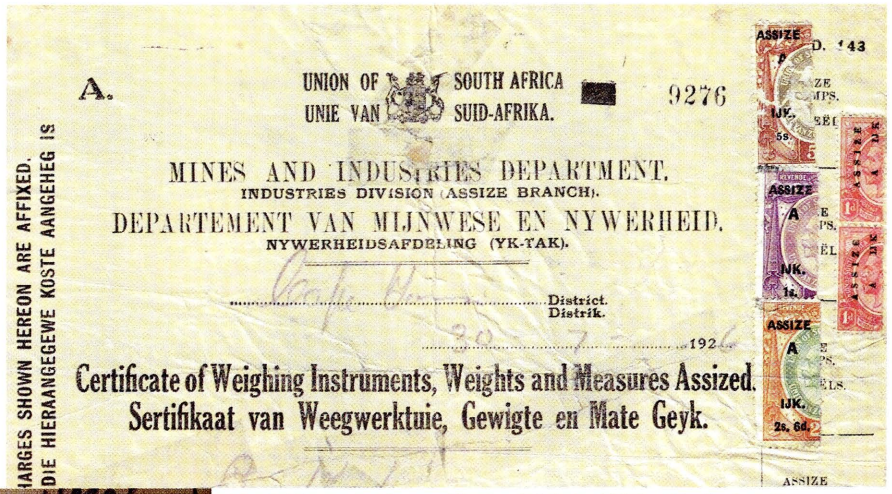

A.

UNION OF SOUTH AFRICA
UNIE VAN SUID-AFRIKA.

9276

MINES AND INDUSTRIES DEPARTMENT.
INDUSTRIES DIVISION (ASSIZE BRANCH).
DEPARTEMENT VAN MIJNWESE EN NYWERHEID.
NYWERHEIDSAFDELING (YK-TAK).

District.
Distrik.

192...

Certificate of Weighing Instruments, Weights and Measures Assized.
Sertifikaat van Weegwerktuie, Gewigte en Mate Geyk.

CHARGES SHOWN HEREON ARE AFFIXED.
DIE HIERAANGEGEWE KOSTE AANGEHEG IS

Fig.2: Top part of a certificate - 30 July 1926 with Assize stamps affixed

The 'B' portion was attached to a duplicate which was sent to the Assize Head Office for audit purposes. Therefore there was no necessity for the stamps to be cancelled (Fig.2).

Assizers had to write an examination and apply for an Assizers certificate of competency in terms of the Sections 8 and 9, Chapter 11 of the Weights and Measures Act 9 (No. 32 of 1922) before they could function as Assizers (Fig.3).

The aim of this article is to provide



APPLICATION
APPLIKASIE
FOR
VIR

ASSIZER'S CERTIFICATE OF COMPETENCY.
'N YKERS BEKWAAMHEIDSERTIFIKAAT.

31st January 1924.

To the Secretary,
Aan die Sekretaris,
Assize Board,
Ykraad,
451 Market Street,
Markstraat,
Pretoria.

I, the undersigned (name in full) Leonard Wallace Wilson
Ek, die ondergetekende (volle naam)
of Revenue Office, Johannesburg
van

Fig. 3: Example of the top part of an Assizers Certificate of Competency issued on the 31 January 1924 with the £2 fee affixed as prescribed in the Act (Source: National Archives, Pretoria)

Digitised by the Department of Library Services in support of open access to information, University of Pretoria, 2024

an overview of the different Assize/YK overprints on the different series of revenue stamps in the Union of South Africa. For a more complete listing of all the issues overprinted, collectors can consult the latest J. Barefoot Ltd *British Commonwealth Revenues Catalogue* issued in 2019.

The different types of overprints

Summary of overprints on the different series of Union revenue stamps:

Series 1:
The Large King George V (1913-1930).

There are three overprints to be found on this series of basic stamps: the first is unique in that it is printed horizontally in three lines in capital letters. The words IJK and ASSIZE are broken up across the two halves. The second overprint is printed horizontally in four lines with two variations: the IJK in Dutch and the value expressed differently. The third printing is now using Afrikaans in two lines reading vertically down with the value below in upright numerals (Figs.4-6).



Figs. 4, 5 & 6: Three types of overprints on the large King George V issue

Series 2:
Reduced King George V issue (1931 – 1937).

One type of font and style was used to overprint this series of stamps - vertically downwards 'A' on the right with value (See Type 5 overprint in the table below).

Series 3:
First George VI Issue (1938 - 1942).

These stamps occurred with the Type 5 overprint - vertically downwards 'A' on the right and with value divided by roulette 6½ or pin perf 12 (Fig.7).

Series 4:
The Bantam issues 1943 - 1945.

In a letter from the Superintendent of Assize to the Secretary for Commerce and Industries in Pretoria on 24 February 1944, he indicated that he was shown specimens of the overprints on the Bantams but his *"attention was directed to the difficulty of providing the overprint because of the small size of the stamps, the latter in turn being due because of paper control"*.

Various suggestions were made at that stage including one that instead of half stamps complete ones be used. It was decided that the use of half stamps must continue to comply with the instructions. Only two values were overprinted on the Bantam issues namely the 1/- and 10/- (Fig.8).

In a letter dated 12 May 1944 the Government Printer informed the Secretary for Commerce and Industries that the revenue stamps required for assize purposes will be printed in the pre-war size. This led to the fact that no revenue stamps for Series 3 (King George VI) for year

Different types of overprints on ASSIZE/YK stamps *Fig.7:*

Type 1: Horizontal overprint in three lines in capital letters		Type 2: Horizontal overprint in four lines in capital letters		Type 3: Horizontal overprint in four lines not in capital letters	
- This overprint only features on the stamps of Series 1 and the King's Head 1d. - Characteristic is the Dutch spelling 'IJK' - Words IJK and ASSIZE are broken up across the two halves		Four lines in capital letters: Shilling and pence values expressed as 2/6 Shilling and pence value expressed as 2s 6d		- This overprint has only been seen on the 1d Pretoria print of the postage/ revenue stamp - Assize not in capital letters	
Type 4: Vertically upwards 'A' on the left without value		**Type 5: Vertically downwards 'A' on the right or left with value**		**Type 6: Vertically upwards 'A' on the left with value**	
Characteristic is the small font measuring 1,5mm in height		- Value was also overprinted on this stamp. -Variations occur for this overprint for example small 'A' and a larger 'A'		The same as Type 4 but with the value added. This type only occurs on the stamps of Series 3	
Type 7: Vertically downwards 'A' on the right without value		**Type 8: Vertically downwards 'A' on the right bold overprint with value**			
- The main characterristic of this overprint is that there is no value printed as part of the overprint - Two different fonts occur for this overprint		This type is similar to Type 5 but with a different font. This font was introduced in 1951			

Digitised by the Department of Library Services in support of open access to information, University of Pretoria, 2024



Fig. 8: The 10/- Bantam overprint

1945 were issued without the overprint (Fig.9). In addition the surplus of Native Tax Stamps overprinted for revenue purposes were also overprinted Assize/YK.

Overprints on the Native Tax Stamps

Originally these stamps were printed for the sole purpose to be used with the new Native Tax Card System introduced in 1939. Due to the fact that the system was a failure it was abandoned in 1946 with a surplus of these stamps in stock. Due to a shortage of 2/6d revenue stamps as well as the shortage of paper during the Second World War these stamps were overprinted for revenue purposes. The problems with overprinting the Bantam issues for Assize purposes as well as the surplus of the Native Tax stamps available, also led to the decision to overprint the latter stamps for Assize/Yk purposes (Fig.10).



Fig.9: The 1945 5/- overprinted

Series 5:

The last King George VI issue (1946 – 1952).

Characteristic of these overprints is the fact that different fonts were used for overprinting these revenues – even for the same year and in some cases on the same sheet (Fig.11). The first overprints (Type 5) were done with the value included except for the 6d and £25. Overprints were also done on the 6d in 1953 and the 5/- in 1949 of the transposed plates (Fig.12). The only known document with the 'B' part is also illustrated. (Fig.13).



Fig.10: The Afrikaans and the English version of the Native Tax stamps overprinted

A second type of font was used from 1951 (Type 8) vertically downwards without the value except in the case of the £2 (Fig.14).

Varieties observed are the following:

- The 2/6 of '52' with the 'E' missing from



Fig. 11: These stamps illustrate that two different types of fonts were used for the overprinted stamps



Fig.12: The 'transposed' 6d value overprinted



Fig.14: The 1952 £2 value overprinted



Fig.13: Unique 'B' part document dated 7 March 1955 with Assize stamps to the value of £1,483 5s 3d. The 'B' part was normally retained by the Assize Division of the Department of Commerce and Industries for audit purposes. In this case the payment was for the Assize of 1 067 950 milk bottles. (Collection: Cedric Roché RDPSA, Pretoria)

Digitised by the Department of Library Services in support of open access to information, University of Pretoria, 2024



Fig. 15: The 2/6d with missing 'E'



Fig.16: The Queen Elizabeth 2/- issue overprinted in September 1954
(Source: Post Office Archives, Pretoria)

ASSIZE (Fig.15).

• A number of values have been seen with a small 'A' the same size as the 'A' of ASSIZE.

Series 6:
Queen Elizabeth issue (1954).

Type 8 overprint was in large capitals. According to the Government Printer's records these stamps were overprinted in September 1954. The separation is by Roulette 6½ (Fig.16).

Series 7:
Coat of Arms issue (1954 – 1961).

The overprint is the same as that used for the stamps of Series 6 and the separation is by Roulette 6½ (Fig.17). A variation on this is the overprint on the 3d without full stop.

Overprints on the 1d Kings Head stamps.

Only two types of overprints occurred on this stamp. (See type 4 overprint in the table above and Fig.18).

The 1d Ship Postage/Revenue stamps overprinted

Eddie Bridges, 2001, in an unpublished article, wrote about the Assize overprints on the 1d Ship stamp of the Union.

He identified different types of overprints on the London Typograph, Pretoria Typograph, Unhyphenated Rotogravure and Hyphenated Rotogravure printings (table below).



Fig. 17: The £2 value overprinted in June 1955
(Source: Post Office Archives)



Fig. 18: Three-line overprint in Dutch 'IJK'

Examples of the different overprints on the 1d stamps:



Fig.19A: London Typograph overprinted with Type A



Fig.19B: (at right) Pretoria Typograph overprinted with Type B



Fig.19C: Hyphenated Roto Group IV issue 15 with Type B overprinted



Fig.19D: Hyphenated Rotogravure overprinted with Type F



Fig.19E: (at right) Hyphenated Rotogravure overprinted with Type E



Fig.19F: Hyphenated & Screened pictorial overprinted with Type D

Fig. 19 A-F: Different overprints on the 1d Ship stamps

Table of different overprints on the 1d Ship stamp

Assize A IJK 1d.	**Type A:** Assize reading across with capital A and the rest of the word in lower case letters. The Dutch spelling of IJK was used and the 1d was small.	A ASSIZE YK 1d	**Type B:** Assize reading down with Assize in capitals. The A or B control is the same size as the A of Assize. The Afrikaans YK now replacing the Dutch spelling.
A ASSIZE YK 1d.	**Type C:** Similar to Type B with Assize in capitals but this time the overprint is bolder. The 1d positioned close to the K of YK.	A ASSIZE YK 1d.	**Type D:** Similar again to Type B with Assize in capitals. The 1d is however larger than before and the A or B controls are larger than the A of Assize.
A ASSIZE YK 1d.	**Type E:** Similar to Type D apart from the 1d which is now smaller again. The setting this time has been changed to have the A control on the left side of the stamp as in Type A.	A ASSIZE YK 1d.	**Type F:** Similar to Type E apart from the 1d which is now back to the normal printing of 'A' control on the right and 'B' on left.

Digitised by the Department of Library Services in support of open access to information, University of Pretoria, 2024

The 1d Black Wildebeest of the Animal Series first issued in October 1954 was also overprinted on the original Issue 1 produced from a 240-unit cylinder with its Plate Number '12' imprinted on the right margin. According to the records of the Government Printer in Pretoria the overprint was done on part of this sheet (6 x 10 = 60 stamps) in July 1955 (Fig.20).

The abolishment of the use of Assize/ Yk Revenue stamps

There were a lot of complaints about the use of Assize revenue stamps by Assizers. The procedure was for the District Assizer to obtain periodical supplies from the Receiver of Revenue in their area and once a quarter the Revenue Office checked balances on hand. However, the use of these stamps had been the cause of considerable difficulty to Assizers in their work. In correspondence in 1939 the Superintendent of Assize indicated that the work of these officials was sometimes undertaken on dirty premises and very often without any facilities in the way of proper table accommodation. Furthermore, it was indicated that the nature of the work was that hands could not always be kept clean and as the Assizer had to halve the stamps and affix them to the certificate under such circumstances that this was an unpleasant duty.

A further problem was the fact that Assizers had to carry large supplies of these stamps because an Assize itinerary could last up to two months and these officials were held accountable for any loss of stamps. In most cases hotels had no proper facilities for safeguarding these stamps. In the same correspondence in 1939 the Superintendent of Assize recommended that the system of using overprinted revenue stamps for this purpose should be abolished. This proposal was not accepted and the system of using overprinted revenue stamps continued until 1956.

In November 1955 a long letter was written by the Secretary for Commerce and Industries to the Controller and Auditor General in Pretoria pointing out only two advantages and six disadvantages of the system of using stamps. Some of the disadvantages included that:

- The use of the stamps is a time-consuming procedure to an Assizer



Fig. 20: Overprint on the 1d Black Wildebeest (Source: Post Office Archives, Pretoria)

- Assizers are compelled to work under the most difficult conditions such as skin stores (tannery) etc.
- It is necessary for Assizers to carry a large stock of stamps
- At the end of each quarter an Assizer must present all his stamps to a Revenue Office for audit purposes
- Expenditure incurred for the printing of the stamps.

It was proposed that to amend the Fees Certificate to include a receipt at the bottom thereof thereby accounting for all fees in cash. All indications are that this letter convinced the authorities to change the system. This was confirmed by Leonard Dodd in his article in the SAP about Assize stamps where he indicated that he went to the District Assizer in Pretoria to try and find out why they decided to stop using the stamps after 1956 (Fig.21). He indicated that there were various reasons such as the case where a *'bonnet of a motor car or lorry'* was used as a table and the fact that no other government department had to go through this extra work of using bisected stamps as a form of receipt. Lastly the printing of these stamps entailed a lot of routine work and extra cost.

Assize/YK stamps can be regarded as one of the most fascinating and interesting collecting fields in revenue stamp collecting.

All items illustrated are part of the collection of Werner Barnard unless stated otherwise.

Sources:

- Bridges, Eddie, *The Assize Overprints on the 1d Ship of the Union of South Africa 1926-1954.* (Unpublished article - 6 January 2001).
- Barefoot, J, *British Commonwealth Revenues,* Tenth Edition, 2019.
- Dodd, L.J., *Assize Stamps, The SA Philatelist,* August 1959.
- National Archives of South Africa (NASA), Pretoria. File 7/1/-, Assize Board - Fees.
- The Post Office Archives, Silverton, Pretoria.



Fig.21: The back of a Verification certificate dated 7 September 1956 with Assize stamps amounting to £422 17s 8d. This was for assizing of 304,475 glass milk bottles. The stamps were affixed to the back of the document because of lack of space on the front. In this case a discount of 33⅓% was given. This document confirmed that two different types of font were used for the stamps overprinted on the same sheet. (See illustration Fig.11).

Digitised by the Department of Library Services in support of open access to information, University of Pretoria, 2024

STEVEN GARDINER

18.04. 1959
06.09. 2019



Steven grew up in Port Elizabeth and was educated at Grey High School. He studied at UPE and attained a BCom degree.

Records show that he joined the Society in 1969 but that was probably as a junior member and he worked in Port Elizabeth until 20 odd years ago when he moved to Cape Town. He has always remained loyal to PEPS and served on the Committee as well as participating in many exhibitions locally and nationally for which he received numerous awards.

He was well liked by all philatelists whose paths he crossed. He exhibited mainly Basutoland and Swaziland forerunner Postal History and achieved a Gold Medal for his Basutoland Postal History at SAPDAPEX 2017 missing out on a Large Gold by one Point. His last visit to PEPS was our AGM on 5 March 2018 where he showed this exhibit.

Steven had health issues in his latter years and passed away on 6 September after suffering a stroke just 12 days prior. Our sincere condolences to his wife Carissa, who now lives in Tulbagh where they had bought a retirement home and moved to in August. He also leaves two brothers, a sister, two sons and a daughter as well as his mother, Barbara, who still lives in Port Elizabeth. RIP Steven.

Rodney Maclachlan-Secretary,
Port Elizabeth Philatelic Society.
Cell: 072 619 5409

IN MEMORIAM



Victor Von Gruter, (78jr oud) 'n jarelange lid van die George Seelklub is op 4de Julie 2019 oorlede.

Victor was baie aktief in die klub en het jare lank as sekretaris gedien. Sy Filateliese voorliefde was die versamel van S.W.A. en Namibie wat hy in 2002 by Algoapex (P.E.) uitgestal het en waarvoor hy beloon is met 'n Groot Silwer.

Hy het ook Transkei versamel. Op plaaslike klubvlak is hy beloon met die Gerald Bendheim trofee in 1999, 2010 en 2012. Victor was 'n entosiastiese klublid en was in verskeie hoedanighede in die klub bedrywig. Hy laat 'n groot leemte wat moelik gevul salword.

VALE GARY BROWN



It is with great sadness that we announce the sudden death of our friend and esteemed colleague, Gary Brown. Gary passed away on Saturday 14 September.

He was one of the most widely known and respected figures in Philately both within Australia and overseas and his passing will leave a serious gap both within the APF and also within the many other philatelic involvements that Gary had. Gary held a number of positions over many years, including President. We pass on our condolences to Robyn, Leanne, Mel, Nathan and family. Further details will be posted when they are announced.

Michael Wigmore & Rose Marie Crocker

PETER BALE

10 May 1944 - 29 August 2019.



Peter grew up in Zambia and studied accounting in Manchester. Visiting his parents in the Bahamas he met his first wife and spent eleven years in the USA. He had two children.

From an early age Peter showed an interest in stamps but his work load in the corporate world allowed very little time to persue his interest .

It was only after his divorce when he came to South Africa that he was able to take up his hobby again. It soon developed into a serious business and for many years he worked closely with Stanley Gibbons as their representative in South Africa. He helped check and edit the Victorian and King George Albums, and produced a Rhodesia Album. He was currently working on a South African Album. He will be sadly missed by his wife Sue and daughter Kim and three grandchildren.

PHILATELIC ACCESSORIES

All products by LINDNER and HAWID
Stock Books,stock cards, magnifiers,
Catalogues, testing instruments, etc



LIFE
without
STAMPS
is possible
but useless!

JANSSEN STAMPS, P O BOX 404, SIMON'S TOWN, 7995
WWW.JANSSENSTAMPS.COM / TEL. 021 786 1548 (MO-FR.10 - 18) / Email: info@janssenstamps.com

Digitised by the Department of Library Services in support of open access to information, University of Pretoria, 2024

East Rand 100

Stamp Show

4 to 7 September 2019



The Federation Standard flying high

THE 2019 ORGANISING COMMITTEE



L to R: *Ian Matheson RDPSA - Chairman of the Committee, Jimmy Mitchell - Vice Chairman & President of ERPS, David Wigston, Tom Dooley, Emil Minnaar RDPSA, Peter van der Molen RDPSA, Phidias Chrysochou and Paul Hammerton - Committee Secretary.*

THE VENUE



The Lakes Hotel & Conference Centre

A jewel situated just off the freeway - The Lakes Hotel offered the perfect location for this years national and conference.

OPENING OF THE EXHIBITION

Speech by Dr Ian Matheson, opening the Stamp Show

"In 2018 there was some concern that nobody had come forward to run a National Exhibition in 2019. It was at a meeting of the Wits Philatelic Society, attended by some members of the East Rand Society, where this dilemma was raised.

And Tom Dooley said, *"We'd love to do the show, but we don't have the money"*, which was a barrier. Fortunately, we had a couple of people from Foundation at the same meeting and they resolved to see what they could do. Foundation, for those of you who don't know, is a trust that is set up inside South Africa to promote philately. But it has rules which say you just can't willy-nilly spend all the money. You're only meant to be spending the interest. They decided that the case was a good one, and they would support it.

So, the East Rand Society, which is a small society based in this area, said *"OK, we'll pick it up, and we'll run it"*.

I've been very proud to be associated with this Society, with Jimmy Mitchell as the President and the rest of the guys. In our Committee we had people who had never even attended a stamp show. They hadn't attended a National, yet they put their weight behind it to make this thing happen. They've done a fantastic job.

Our postal system is still not world class, but it's getting better. Stamps are sometimes available. Compared with two years ago, that is improvement.



The challenge of getting the frames up to the 1st floor at the Lakes Hotel & Conference Centre



Representing the SAPO, Ms Dibuseng Mamabolo, Acting Executive, Corporate Affairs, Dr Ian Matheson RDPSA and Chairman of the Organising Committee, who opened the Exhibition on 4 September 2019.









I would also like to thank the other sponsors who came to the party. They're listed in the catalogue, so I won't go through each of them.

Mari is the representative for the venue and she tried to accommodate us in every way she could. She's been fantastic.

So, we have a show.

You'll remember last year, at Centurion, when we had the show, we didn't know who was formally going to open it. The (then) boss of the Post Office, Mark Barnes, had said to us he hoped to. We didn't know until the eleventh hour whether he would make it. He arrived at the eleventh hour, maybe even the twelfth, and opened the show. I would like to think that was the start of an improved relationship with the Post Office.

Digitised by the Department of Library Services in support of open access to information, University of Pretoria, 2024

This year, the Post Office had again indicated that they would be happy to open the show. Unfortunately, I'm advised that their Chief Financial Officer was in parliament last night and he's dashing here right now, but isn't able to make it for the starting time. So, we a Senior Manager of the Post Office who said "don't worry, I'll do it". She has had about three minutes to write her notes and I would like you to welcome her to formally open the show."

Opening speech by Ms Dibuseng Mamabolo from SAPO

"Thank you so much. I feel so honoured to be here and to be given this task to do the opening on behalf of the South African Post Office.

Firstly, I want to acknowledge and thank the President of Federation, Emil Minnaar and the Organising Committee. Our Acting CEO and CFO were in Parliament yesterday. Unfortunately, the meeting was very robust. So, they couldn't leave, they are still in Cape Town with other engagements. I would like to say on their behalf, they would love to be here. And I know that Mark Barnes would have loved to be here. I can safely say he was in love with stamps.

I present our CFO's speech below:

I have been told that philately is both a hobby and an investment avenue, As the Chief Financial Office of the South African Post Office I'm inclined to be appropriately interested in the latter. Hopefully by the time I have viewed the exhibition I shall be in a position to decide on the course to take.

I'm always inspired when addressing an audience that is passionate and knowledgeable about a subject as you are. The work that goes into an individual exhibit and planning the National Stamp Show is, indeed, commendable. My association with Philatelic Services has truly made me appreciate the importance of stamps beyond their monetary value and to realise how much we owe to the South African public to issue stamps that reflect the country, the aspirations of its people and, perhaps, to even boast about its natural beauty and its achievements.

Philatelic Services is in a fortunate position of being the major originator of the postal heritage of South Africa with the Post Office Museum. As its custodian, I am pleased that both entities work in tandem at this exhibition. At the Post Office we appreciate the support Philatelic Services receives from you, because we exist to serve you and the people of South Africa. The stamps we'll be issuing this year for World Post Day on 8 October commemorates the association of the Post Office with the South African Social Security Agency (SASSA). We are at the forefront of ensuring that each and every indigent South African receives the money due to them on time, comfortably and safely.

We value our mandate of providing a service for the people of South Africa.

I wish you a successful Show and declare the National Stamp Show now open"

MEMBERS of the JURY



1: *Emil Bührmann RDPSA, Chairman of the Jury*
2: *Howard Green RDPSA, Vice- Chairman of the Jury*
3: *Jan van Beukering, Jury Secretary*
4: *Patrick Flanagan RDPSA*
5: *Emil Minnaar RDPSA*
6: *Gerhard Kamffer RDPSA*
7: *David Benson, Exchange Juror, Australia*
8: *Louwrence Erasmus*
9: *Jan Hofmeyr*
10: *Jill Redmond RDPSA - Junass Juror*
11: *Neil Cronjé RDPSA*
12: *Richard Johnson RDPSA*

JURY REPORT



by Emil Bührmann, Chairman of the Jury

The organising Committee under the chairmanship of Ian Matheson RDPSA, has been well supported by exhibitors. Congratulations to the Organising Committee presenting some 268 competitive frames. Thank you for your support and a special thank you goes to Paul Hammerton and David Wigston.

The judging team included David Benson, FIP juror from Australia, whose experience and insight was a great help. Judging took place during exhibition hours as is customary overseas. Three exhibits were moved to other classes where they attained higher marks and one exhibit was withdrawn. Thank you to the whole team. It was a pleasure to serve on the jury.

Considerable time and effort was wasted on a few exhibitors not adhering to deadlines and rules, which complicated the judging process.

For those exhibitors who did not submit a title page I can only reiterate that it is in your best interest to do so. Preparing a synopsis sheet enhances your chance to get the medal you deserve.

There is clearly confusion as to what is required in Open Class exhibiting. It is important that we collectively clarify ambiguities that exist. The Open Class is work in progress and will be so for a while to come. Public exhibiting seminars would be a good place to start.

Congratulations to the winners. It was a most enjoyable task to view the many great exhibits on display.

Digitised by the Department of Library Services in support of open access to information, University of Pretoria, 2024

THE EXHIBITION

The East Rand 100 Stamp Show at 'The Lakes Hotel and Conference Centre' was a superb exhibition in a magnificent venue.

Special mention should be made of the superb lighting at this exhibition - thanks to the hard work and determination of Steve Marsh and André du Plessis.

ALL HANDS ON DECK:

Taking a well deserved break from work in the Bin Room and putting up the exhibits - at right from l to r: Herwig Kussing, Herbie Schaffler, Alan Rose, David Benson, Marge Viljoen and seated - Jill Redmond.







A pensive Emil Bürhmann

at left: Taking in aspects of the exhibits, Phetole Rapetswa and Dibuseng Mamabolo from SAPO



Comparing notes Patrick Flanagan & David Benson



David Wigston with one of his exhibits



Marge Viljoen checking details on the frames





Jill Redmond with her exhibit and Gold Award



Jimmy Mitchell with Mari from the Lakeside marketing team and Phidias Chrysochou of the ERPS

Above right: David and Yung Benson

A comment from Jill Redmond:
"I met Yung Benson, wife of David, the Australian Exchange Juror, in Feb 1996 when I took 15 youth exhibits to Bandung, Indonesia which is where Yung lived before her marriage to David - what a small world! 1996 was the first time SA was allowed to join a world youth exhibition".

Digitised by the Department of Library Services in support of open access to information, University of Pretoria, 2024

AWARDS LISTING OF EXHIBITS

Award Exhibit Title / Exhibitor Frames / Society

LARGE GOLD (90+)

92 Herbie Schaffler RDPSA
Witwatersrand Philatelic Society
North German Confederation (1868 - 1872)
Postal History Rest of the World
• ***The Grand Prix*** - best of show

92 Francois Friend
Port Elizabeth Philatelic Society
King George V Stamps of St Helena
Traditional GB & Commonwealth
• ***Total Stampex 95 Trophy*** - best Exhibit from an area outside SA with at least a Vermeil
• ***Royal Medallion*** - best British Commonwealth Exhibit

90 Ian Matheson RDPSA
Philatelic Society of Johannesburg
CoGH Revenues - The Large & Small Queens
Revenues
• ***SA Post Office Shield*** - best Exhibit SA Philately

GOLD (85-89)

89 Ian Matheson RDPSA
Philatelic Society of Johannesburg
Penalty Stamps of South Africa
Revenues

88 Geoffrey Lewis
Philatelic Society of New South Wales
Philippines International Airmails up to 1941
Aerophilately
• ***Dawie Uys Memorial Award*** - best Aerophilately Exhibit

88 Cedric Roché RDPSA
Pretoria Philatelic Society
The Embossed Revenues of South Africa and its Precursor States
Revenues
• ***Stampcor Award*** - best Pre-Union Exhibit

87 Andrew Fischer
Witwatersrand Philatelic Society
1901 King Carlos 1 Definitive Issue
Traditional Rest of the World
• ***Terence Radue Shield*** - best Foreign Exhibit

87 Ian Matheson RDPSA
Philatelic Society of Johannesburg
The First Town and Village Posts of British Honduras
Postal History GB &Commonwealth
• ***D.G.Crocker Cup*** - best Postal History Exhibit

85 Andrew Fischer
Witwatersrand Philatelic Society
Mozambique Company: The Decimal Definitives - 1916 to 1942
Traditional Rest of the World

85 John Gibson
Philatelic Society of New South Wales
Sudan from 1845 to 1914
Postal History Rest of the World

85 Linda Lee
Philatelic Society of New South Wales
Algeria 1849 to 1930
Traditional Rest of the World
• ***Ilsapex Award*** - at the discretion of the Jury

85 Patrick Longfield
Philatelic Society of New South Wales
The Stamps of British North Borneo 1883 to 1923
Traditional GB & Commonwealth



Herbie Schaffler RDPSA with his well deserved Grand Prix trophy.

85 Jill Redmond RDPSA
Witwatersrand Philatelic Society
British & Associated Airlines and Routes 1936 - 1946
Aerophilately

85 Michael Wigmore RDPSA
Bellville Philatelic Society
Transvaal Troublemakers
Traditional South Africa
• ***Tony Chilton Transvaal Award***
• ***C.E.D. Enoch Trophy*** - best Philatelic Research
• ***AFV Eretoekenning*** - at the Discretion of the Jury

LARGE VERMEIL (80-84)

84 Francois Friend
Port Elizabeth Philatelic Society
Succulents
Open Class
• ***PEPS best Open Class Trophy***

84 Peter van der Molen RDPSA
East Rand Philatelic Society
Early Picture Postcards of Swaziland
Picture Postcards
• ***SAPRG Archie Atkinson Trophy*** - best Picture Postcard Exhibit of Southern Africa

83 Hugh Amoore RDPSA
Royal Philatelic Society of Cape Town
The Springbok 1/2d: The Issued Stamps and their Overprints
Traditional South Africa
• ***South African Stamp Study Circle Award*** - best SA Exhibit after 1910

83 André Du Plessis
Pretoria Philatelic Society
Gold in the Transvaal - 1871 to 1922
Open Class

83 Victor Millard
Royal Philatelic Society of Cape Town
The Revenues and Stamp Paper of the Princely States of India Literature
Revenues
• ***Jonas Michelson Literature Award*** - best Literature

82 Keith Brodovcky
Royal Philatelic Society of Cape Town
Southern Rhodesia: King George V and VI Definitive Series: 1924 - 1953
Traditional, GB & Commonwealth
• ***Rhodesia Study Circle Cup*** - best Rhodesian Exhibit

82 Brian Eyre
Rhodesian Study Circle
Hidden Meaning in Rhodesia UDI Postage Stamps
Open Class
• ***East Rand Philatelic Society Floating Trophy*** - best First-time Exhibit)

82 Vernon Mitchell
Port Elizabeth Philatelic Society
Port Elizabeth: A Compendium of Postcards from the Turn of the 20th Century
Picture Postcards

81 Andrew Fischer
Witwatersrand Philatelic Society
Lourenço Marques - The Mouchon issue
Traditional Rest of the World

81 Danna Strydom
Witwatersrand Philatelic Society
The Animal Series Definitive Stamps of the Union of South Africa
Traditional South Africa
• ***Potch 78 Award*** - best Exhibit Post-WW II

80 Peter Coetzee
Witwatersrand Philatelic Society
The Story of the Break-up of the Federation and Rhodesia's 15 year Struggle for Independence
Open Class

VERMEIL (75-79)

78 Nicholas Arrow
South African Collectors Society
South African Airmails - The Development of Commercial Air Services
Aerophilately



Ian Matheson RDPSA of the PS of J - after receiving the SA Post Office Shield for the best Exhibit in SA Philately. Seen here with SA Post Office members, on the left, Mmama Phalatse, on the right Elisa Lajini and from Botswana Post is Walter Mosweu.

Digitised by the Department of Library Services in support of open access to information, University of Pretoria, 2024

78 Xavier Laubscher
SAPDA
Flight: South African Airways Covers
Literature

77 André Du Plessis
Pretoria Philatelic Society
The Union's World War II Stamps: Varieties and Slogans
Traditional South Africa

77 Jim Findlay RDPSA
Philatelic Society of Johannesburg
World War I: South Africa and the German East Africa Campaign
Open Class

76 David Collyer
Philatelic Society of New South Wales
Postal Charges on Airmail, France - Australasia 1930 – 1993
Postal History Rest of the World

76 Anne Marie Wigmore
Bellville Philatelic Society
A Kitchen Tale
Thematic & Topical

75 Peter Coetzee
Witwatersrand Philatelic Society
The Genesis of the RSA SAPO Stamp Booklets from 1993 to 2010
Traditional South Africa

75 Clive King
Pretoria Philatelic Society
Into The Blue
Open Class

75 David Wigston
East Rand Philatelic Society
The Airgraph Service: 1941 - 1945
Aerophilately

LARGE SILVER (70-74)

74 Moira Bleazard
East Rand Philatelic Society
Conflict, Conquest and Capitulation in the Gaza Strip
Thematic & Topical

74 Jim Findlay RDPSA
Philatelic Society of Johannesburg
World War 2: Internment and Prisoners of War Camps in South Africa
Postal History of Southern Africa

73 Phidias Chrysochou
East Rand Philatelic Society
A Study of the 1c Value of the 1st Definitive Series of the Republic of South Africa - Original Design 1961 -1969
Traditional South Africa

73 Tim Schofield
Philatelic Society of New South Wales
Spanish Variable Value Stamps 1979 - 2018
Modern Experimental

72 Jean Dulez
Philatelic Society of Johannesburg
Large Format De La Rue 'Nyasaland' Keyplate Issues Traditional GB & Commonwealth

72 Xavier Laubscher
SAPDA
RXR MEMOIR 11 Israel Post Offices Opened Under Military Administration
Literature

72 Edwin Pretorius
Oilfilat
R.I.P. Open Class

71 Ray Hackworth
Philatelic Society of Johannesburg
Postal History and the Stamps of the Gilbert and Ellice Islands Colony
Traditional GB & Commonwealth

71 Ray Hackworth
Philatelic Society of Johannesburg
Postal Operations During the British Nuclear Tests in the Pacific Ocean
Postal History GB

70 Peter Coetzee
Witwatersrand Philatelic Society
The Impact of the 1916 Easter Uprising on the Postal Services in Ireland
Postal History GB &Commonwealth

SILVER (65 - 69)

69 David Wigston
East Rand Philatelic Society
Airmails of World War II
Aerophilately

67 Johan Van Wyk
Oilfilat
Philatelic Portrayal of the History of the Bechuanalands until Internal Self-Government in 1965
Traditional GB & Commonwealth

66 Avi Barit
Witwatersrand Philatelic Society
Lesotho 1984 Butterfly Stamps
Traditional GB & Commonwealth

66 Kevin von Bratt
East London Philatelic Society
Once Upon A Time, Beneath the Sea (Mermaids)
Thematic & Topical

65 Leon Jacobson
SWA Stamp Study Group
Customs Duty / Douane Stamps of South Africa
One Frame (Revenues)

65 Desre Kapp
Port Elizabeth Philatelic Society
South Africa's History and Political Shifting Identity
Open Class

65 Jimmy Mitchell
East Rand Philatelic Society
The Conveyance of Mail
Open Class

65 Edwin Pretorius
Oilfilat
Kansellasie Stories
Open Class

SILVER BRONZE (60 - 64)

63 David Wigston
East Rand Philatelic Society
Polar Flights
Aerophilately

63 David Wigston
East Rand Philatelic Society
Promotional Pamphlets
Literature

62 Clinton Goslin
SAPDA
A Story of an East Rand Gold Mine
Open Class

62 Ben Jansen
Postmark and Postal History Society
Ferrari on Stamps
Literature

61 Leon Jacobson
SWA Stamp Study Group
Collecting Beyond the Catalogue: The ABC of What Can Be Collected
Thematic & Topical
One Frame

ONE FRAME

83 Danna Strydom
Witwatersrand Philatelic Society
The VRI Overprints on Transvaal Postage Stamps
Open Class

• ***Vrijstaat Trophy*** - best One Frame Exhibit

69 Chavah Barit
Witwatersrand Philatelic Society
Swaziland 1961 Decimal Overprints
Traditional

69 Leon Jacobson
SWA Stamp Study Group
My Philatelic Writing
Thematic

60 Gila Orkin
Witwatersrand Philatelic Society
Namibia. The Overprints of the 2000s and their Origin
Traditional

59 Shimon Barit
Witwatersrand Philatelic Society
British Ships. 15th January 1969
Traditional

57 Sam Lubbe
OFS Philatelic Society
Handstruck Postal Marks
Open Class

53 Tom Dooley
East Rand Philatelic Society
Millennium
Open Class

Withdrawn
Marge Viljoen
Pretoria Philatelic Society
Viva Ferrari
Open Class

JUNASS

85 GOLD - GRAND PRIX
Kyla Bothma age 17
OFS Junior Philatelic Society
Protea: RSA Derde Vaste Reeks va 1977

★★★Certificate
Bernice Erasmus age 16
Filaffie/AFP
Vlinders: Klein Sierrade van die Suid Afrikaanse Natuur

★★★Certificate
Miike van der Merwe age 11
OFS Junior Philatelic Society
Plante En Diere

★★★★Certificate *plus R100*
Kytie Greyling age 11
OFS Junior Philatelic Society
Katte

★★★Certificate
Bernice Erasmus age 16
Filaffie/AFP
Historiese Komponiste

57 Silver Bronze
Zandri van Niekerk age 9
OFS Junior Philatelic Society
Noag Se Ark

Digitised by the Department of Library Services in support of open access to information, University of Pretoria, 2024

East Rand 100

JUNASS

JUNASS
continued

67 Silver - Shaun de Vos Boshoff age 11
Die Posboom Junior Filatelieklub, Mosselbaai
Die Ontstaan en Ontwikkeling van Ruimtevaart

67 Silver - Tshego Mabale age 12
Reatile Pitso age 12
OFS Junior Philatelic Society
Transport

65 Silver - Anke McNeilage age 11
OFS Junior Philatelic Society
Wilde Diere

65 Silver - Ryno Badenhorst age 11
OFS Junior Philatelic Society
Ou En Nuwe Skepe

52 Silver Bronze
Marné van der Walt age 11
OFS Junior Philatelic Society
Kos

52 Silver Bronze
Mia Marais age 17
OFS Junior Philatelic Society
Geboue

Withdrawn
Nathan Labuschagne age 17
OFS Junior Philatelic Society

52 Silver Bronze
Bernice Erasmus age 16
Filaffie/AFP
Die Lydensverhaal Van Jesus

JUNASS CLUB ENTRY

Club Certificate plus R250.00
OFS YOUTH
OFS Junior Philatelic Society
Prehistoriese diere en plante

Club Certificate plus R250.00
Lepono School, Hammanskraal
Lepono Land of Philately
Transport



Grand Prix Winner Kyla Bothma, 17 year old from the OFS Junior Philatelic Society

JUNASS JURY REPORT

JUNASS Supported by The Philatelic Federation of SA (PFSA).
by Jill Redmond RDPSA,
Junass Chairman

It was wonderful to see such a splendid effort by so many youngsters.

There were nine entries from the OFS Junior Stamp Club, plus an interesting and fun Club exhibit, three from Filafie, Pretoria and one from Die Posboom Filatelievereniging, Mossel Bay.

Fortunately, the youngsters have learnt to include a plan at the beginning of their exhibits which were very neat and interesting. They must now learn to window First Day Covers so that only the relevant part is shown.

Much thought should be given to development which means linking one page to the next, chronologically or by subject and so on.

The winner, Kyla Bothma, entered the only Traditional exhibit which showed the Third RSA Definitive issue 1977, comprising Proteas.

Interesting material with good usage earned the lass a Gold medal and it is hoped she will expand the exhibit.

Many thanks to Neil Cronjé and Louwrence Erasmus for their great input. We thoroughly enjoyed viewing the youngsters' exhibits. Thanks also to André du Plessis for ensuring that there was a JUNASS this year.



Tshego Mabale and Reatile Pitso (both age 12) from the OFS Junior Philatelic Society



1) *Bernice Erasmus*
2) *Shaun de Vos Boshoff*
3) *Zandri van Niekerk*
4) *Kytie Greyling*
5) *Ryno Badenhorst*
6) *Mia Marais*
7) *Miike van der Merwe*
8) *Marné van der Walt*
9) *Nathan Labuschagne*

DEALERS IN ATTENDANCE

The South African Post Office, the Botswana Post and representing SAPDA: Clinton Goslin, Kenny Napier, Ken Joseph, Michael Wigmore, plus David Parsons and Ian Shapiro from Spink - the international dealer and main sponsor.

The Dealer and Jury evening was held in the room called 'The Boulders' which are visible in the background of the photo seen here.



Gathering in The Boulders Restaurant

The function was to thank the Jury and Dealers for their participation in the show and was also attended by some of the Organising Committee.



Jury members in serious discussion

Digitised by the Department of Library Services in support of open access to information, University of Pretoria, 2024

East Rand 100

PFSA 81st Congress

OPENING OF CONGRESS

by Joh Groenewald RDPSA

Let's take a moment to reflect on what's going on in our hobby.

After hundreds of years, the postal service as we know it has come to the end of its life cycle. Written messages in the form of letters are rapidly disappearing and electronic communication, email, has taken over. Sending parcels by mail is outdated - consumers now use fast and efficient courier services. One example is Somalia, where there are no post offices and no postal service exists; their last stamps were issued in 2004. Instead, the public use computers and couriers.

Yet today in most countries, we find postal authorities still issuing scores of stamps. Despite closing or down-scaling thousands of post offices, most countries in Europe issue 70 – 110 new stamps every year. The world will see over 5,000 new stamps this year, 2019. So, collectors are reflecting, are these stamps for postal use, when the world is switching to email, and postal volumes are down 80 and 90%? Or are we being exploited and coerced into buying pretty bits of printed paper; objects which are not really stamps?

Hier by ons, jare lank, was die versameling van nuwe seëls 'n groot gedoente. Daar kom 'n nuwe seël uit op 1 Oktober, het jy gesien? Ons is opgewonde, ons gaan op die dag self die seël kry, sommer ook ons eie koevert maak, en dit laat afstempel, dis mos lekker om te versamel.

Ja, vroeër was daar groot afwagting op nuwe seëls - soos op die eerste Unieseël in November 1910, maande nadat die Unie gestig is. Oral het mense by poskantore die nuwe seël gaan kry, al was dit 'n bietjie duur - dit was 2 en 'n half pennies terwyl die heersende brieftarief een pennie was.

'n Bewys hiervan was die meer as 50 koeverte met die Unieseël, met 'eerste dag'-stempels van verskillende plekke, van Kenhardt en Clocolan tot Krugersdorp, wat 'n Kaapse versamelaar, Len van de Kar, veertig jaar gelede uitgestal het.

Maar vandag is die afwagting en opgewondenheid weg. Ons weet kwalik van nuwe seëls, meestal hoor ons maar agterna. In elk geval het poskantore deesdae nie veel seëls nie. Versameling van nuwe seëls van die RSA het feitlik doodgeloop.



Deputy Honory Life President Joh Groenewald RDPSA

Ons sien hier te veel onaantreklike onderwerpe, dikwels onaantreklike ontwerpe, en sigwaardes wat versamelaars verbaas.

The result is that philatelists are turning more and more to the collection of the philatelic evidence of history. The excitement of collecting present-day stamps is gone and instead we are looking at history on stamps, stamps that reflect old country names, feature kings and rulers, depict changes of names and currencies, and that celebrate events and anniversaries.

We are searching for history on covers or envelopes, such as messages carried by balloon from besieged Paris in the 1870s, or floated in canisters down the Seine. When we handle such items we are touching history - in our hands we hold evidence of major events. We also want postcards depicting buildings and scenes of the past, especially from the glorious years of picture postcards, the first twenty years from 1900 onwards.

We collect history that has been 'made' - in the sense of deliberately recorded - such as items commemorating pioneering first flights. In wartime, covers and even stamps were specially produced as souvenirs. *"Not to worry, they exist"*, is what Dr Harvey Pirie said exactly 80 years ago in respect of some Anglo-Boer War items, and because they were made, we have the postal history evidence of those times and events, and those first flights.

Years ago, judges at the national exhibition in the Netherlands disqualified the unequalled Macha-dodorp postcard exhibit of Dr Gerrit Jonkers. Why? On one page he featured a small map showing the railway line from Pretoria past Machadodorp to Lourenço Marques!

Today we are fortunate that common sense prevails, in that we have an Open Class growing in popularity, as this exhibition testifies. In the Open Class, one can add the historical touch, enliven the display and even include the map which shows the railway line. One foresees that the Open Class will eventually usurp other exhibition classes, such as Postal History, Aerophilately and Thematics. They all have an exciting new home in the Open Class.

What a wonderful hobby we have, and what a delight to travel the road of philatelic exploration and research. What pleasure to delve into history and put the pieces together. While we enjoy what is essentially an individual pursuit, we are beset by changes all around us – and while we are looking back at our collecting habits, this Congress has to face up to the new world.

PRESIDENTIAL ADDRESS

by Emil Minnaar RDPSA President of the Philatelic Federation of South Africa.

"Welcome to 'East Rand 100'. The East Rand Philatelic Society was established in 1919 making it one of the oldest Societies in South Africa. The first meeting took place in the Kings Hotel in Boksburg where one of the doyens of philately, namely Jack Hagger, was the first Junior member.

Over the years members of this society have contributed greatly to organised philately. Born out of this society are prominent philatelists who were invited to sign the Roll of Honour of Distinguished Philatelists of South Africa. Amongst these are:

The late Arrie Bakker, also his son the late Jan Bakker; the late Sam Legator; Peter van der Molen; Ian Matheson; Jill Redmond; and myself.

These and other members contributed to the Federation in the following manner; Arrie Bakker – noted for establishing the Audio-Visual Committee together with Jeff Joseph of the Johannesburg Society;

Jan Bakker for his acting as membership secretary to Federation;

Digitised by the Department of Library Services in support of open access to information, University of Pretoria, 2024

Peter van der Molen who in 1994 successfully laid down the standard of how national exhibitions should be managed. He is also recognised for achieving various award from the Royal Philatelic Society of London and publishing various articles and manuscripts. He chaired the Management Committee for a number of years.



Outgoing President, Emil Minnaar RDPSA

Ian Matheson, once a member and chairman of this society, has achieved notable success in the exhibiting field and has recently qualified as an international juror.

Jill Redmond also once a member of this society has served Federation as Secretary and held the Chairmanship of the Youth Committee for decades.

For myself, I served Federation as Treasurer for a period of eleven years, as chairman of the Audio-Visual Committee, *The SA Philatelist* Committee and the FIP Committee.

Jimmy Mitchell served the Audio-Visual Committee doing the distribution of audio-visual shows for a number of years in the 1970s. In addition, he has represented Region 1 societies as Regional Vice President. An achievement also has been to serve on the inter-club competition exhibition held at Sasolburg for more than 30 years continuously.

The late Howard Godwin served Federation in the capacity as Chairman of the Audio-Visual Committee in the 1970s and as Secretary to Federation during the 1980s.

The late Dave Hunt who chaired the society for many years, and the late Diana Minnaar both who were actively involved with the Audio-Visual Committee.

Many of the members mentioned have been recognised for their service by receiving the W. E. Lea & the Skinner cups.

The society hosted a Regional Exhibition in 1976 followed by a National Exhibition in 1994 and its members subsequently served on many Organising Committees.

I am very proud to have been associated with these people.

In closing I would like to thank the following in making East Rand 100 Exhibition a success:

- The Organising Committee, chaired by Ian Matheson, and co-opted members for their time and dedication to our hobby;
- Jury members, under chair-manship of Emil Bührmann;
- Attending dealers;
- For the financial support received from sponsors, societies and advertisers. Notably the Philatelic Foundation, the Philatelic Federation and Spink of London;
- The exhibitors for their participation;
- The staff of 'The Lakes Hotel and Conference Centre' for the magnificent venue and service;
- Wilfred's for providing printing services.

CONGRESS MOTIONS AND PRINCIPAL DEBATES

- A motion from the Management Committee proposed that Art 5.1.6 of the Constitution should read *'The Direct Subscribers Society'*, motivated by Mr Wyllie, who said the category was to cover those who could not or did not want to join a society but wanted to be part of organised philately by receiving *The SA Philatelist*; it was a virtual Society. PFSA was a federation of societies and 5.1.6 would cover those people under the Constitution. Motion was seconded by Dr Matheson and carried unanimously.
- In view of increasing postage cost and postal delivery problems, a digital version of *The SA Philatelist* has been evaluated and progressively all 2019 editions were placed on the PFSA website to allow members to evaluate this form of delivery.
- Recruitment of members was highlighted as a key issue. Dr Matheson said that grinding away at the Constitution would not recruit members. He identified firstly that a new website would be essential.

Dr Hofmeyr had already done a great job but it needed to be further developed, with an emphasis on regular updating. To encourage new members, it was suggested to reduce membership fees from R250 to R70 for the new *South African Philatelist* digital version but retain the R250 fee for those electing to receive the SAP hardcopy version and that fees for overseas societies be maintained at R1,050 p.a. It was further proposed that service delivery will be through social media administered by a Membership & Promotion Manager appointed by Federation, seconded by Dr Findlay and unanimously approved.

- The Management Committee had agreed to the appointment of a paid Administration Manager, which position could also cover the above, but for the moment funds were lacking and an exact job specification was required. However, after lunch it was announced that an anonymous donation had been pledged to cover expenses for the proposed Admin Manager for the first year.



Dr Jim Findlay RDPSA

INCOMING MANAGEMENT COMMITTEE

The Incoming Management Committee was announced as:

Hon Life President	Mr Peter van der Molen RDPSA
Hon Life Vice President	Mr Joh Groenewald RDPSA
President	Mr Francois Friend
Chairman Management Committee	Dr Neil Cronjé RDPSA
Treasurer	Mr. Andrew Fischer
Secretary	Mrs Jill Redmond RDPSA
Foundation Rep	Mr Peter van der Molen RDPSA

The Incoming Standing Committees' Chairmen are:

Exhibitions	Mr André du Plessis
Expert	Mr Michael Wigmore RDPSA
FIP / FIAP	Mr Emil Minnaar RDPSA
Judging & Ethics	Dr Neil Cronjé RDPSA
The SA Philatelist	Mr Peter van der Molen RDPSA
Promotion: Website	Dr Jan Hofmeyer
Publications	Mr Joh Groenewald RDPSA
Heritage	vacant

PHILATELIC FOUNDATION REPORT TO CONGRESS

Dr Jim Findlay RDPSA, President of the Philatelic Foundation of S.A., presented his Report:

He congratulated Dr Ian Matheson RDPSA and his ERPS team for organising this National, with an excellent venue and good on-site facilities. It remains important that this annual philatelic event does take place and it is the role of the Foundation to supply financial support within its Constitution. Foundation had supported the project of providing new exhibition frames and now also the supplementary lighting devised by André du Plessis and Steve Marsh, which has improved the quality of our exhibitions which are now world class.

The financial investment returns of Foundation are satisfactory considering local political circumstances, and at our year end of March

Digitised by the Department of Library Services in support of open access to information, University of Pretoria, 2024

2019 the assets amounted to R13,850 M. The Foundation is compliant with the Companies and Intellectual Property Commission (CIPC) Regulations and the most recent Financial Accountability Supplement was submitted in June 2019.

The Foundation now has two new members on its Council: Mr Phetole Rapetswa and Prof Alex Visser RDPSA, both as the South African Post Office representatives.

CITATION for ROGER PORTER

Roger Porter is a leading philatelist and the foremost exponent of the philately of Natal. He has exhibited nationally and internationally since 1983 and has written wide-ranging articles in various journals. Moreover, he is involved in organised philately and is a qualified national judge.

Roger Porter (born 1944) showed interest in the stamps of Natal but found they were beyond the pocket of a young man, so turned to postmarks. Finding a 'Cadet Camp' postmark which had not been previously recorded was the beginning of a lifetime study, which has brought Roger recognition as the doyen of Natal Postal History.

Roger first entered a national exhibition when DURSA 83 was held in Durban, showing Some Aspects of the Postal History of Natal and an unusual collection of postmarks of Zululand after it had been incorporated into the colony of Natal. At the next national in Natal, Pietermaritzburg 150 in 1988, Roger gained Gold medals for his two collections, Early Postal history of Natal (also the Postmaster General's Shield) and Military Campaigns in Natal.

More Gold and Large Golds followed as the collections grew in number and stature. They included the Postal History of Natal (1993) together with the Anglo-Boer War Philatelic Society Cup; in 1994 the Bambata Rebellion of 1906; and Zululand to 1910 in 1996.

The main Natal collection has also received international recognition at exhibitions in Bangkok 1993 and Helsinki 1995 and Roger received a Large Vermeil in Oslo at Norwex 97, and Gold at the internationally judged Ilsapex (Johannesburg 1998).

Recent collections focused on the Railways of Natal and The Covers of Natal and the rare early embossed stamps were shown in the Court of Honour at Stampex



Howard Green congratulating Roger Porter

2003 in Johannesburg. At Dursapex 2004 his collection Postal History of Natal, 1845 to 1902, was awarded a Large Gold and the President's Trophy – the Grand Prix. In 2006 his exhibit Zulu Rebellion of 1906 and The Amnesty of King Dinizulu were awarded Gold. In 2009 in Bloemfontein he received Gold plus the SA Post Office Trophy for Natal Edward VII.

In 2010 and 2011 there were Gold medals for his Natal 1845-1902 and Natal Edward VII. In 2016 at SAPDAPEX another collection, Sea Mail of Natal 1937-1876, was awarded a Large Gold and the SA Post Office Trophy. Other special awards included the Grand Prix, D G Crocker Trophy, Anglo-Boer War Society Trophy, Stampcor Award and the Post Office Trophy.

Roger has published widely in a variety of philatelic magazines, including *The South African Philatelist, Natal and Zululand Study Group, Transvaal Philatelist and the Anglo-Boer War Philatelist.* He also co-authored a SA Philatelic Federation publication with John Sandilands in 2006: The Swaziland Commando, Anglo-Boer War (1899-1902).

As a founder member of the Natal and Zululand Study Circle Roger has been the South African representative of this specialist group since its inception. He has twice been elected regional vice-president of the Philatelic Federation, and became a national judge in 2003.

Roger Porter is a well-balanced philatelist who has excelled in all aspects of South African Philately since 1983 and he is proposed as a worthy signatory of the Roll of Honour of Distinguished Philatelists of South Africa.

Gerhard Kamffer RDPSA

CITATION for the SKINNER CUP

This citation nominates Steve Marsh for the Skinner Cup. Steve belongs to the TBVC Study Group and has been a member of the Pretoria Philatelic Society since 1992, serving over the years as President, Treasurer and Assistant Exchange Superintendent. Steve assists with our Newsletter and keeps track of membership details.

He served on three Pretoria Stampshow Organising Committees as Treasurer. When it was decided to improve the lighting of the 2018 Stampshow, Steve took control of the project, investigating the design and supports for the lighting. The outcome was a vastly improved lighting system, which is modular and can be used at future exhibitions.

Together with John Barry, Steve was instrumental in redesigning the ancient computer package to upgrade our exchange packet system. This resulted in a modern package which proved a significant improvement and is now also being used by other societies. Steve collects RSA stamps up to 2010, the Homelands, SWA decimal period, as well as the used stamps of Mozambique, Belgian Congo, Rhodesia and Nyasaland, Sudan British Period, Egypt British Protectorate period; GB used definitives and Bechuanaland mint. His wide geographical knowledge is most stimulating at Society meetings.

Steve's contribution to philately over a long period merits the awarding of the Skinner Cup.

Alex Visser, Secretary, on behalf of the Pretoria Philatelic Society

On congratulating Steve, he said: *"It was the last thing I ever expected - it came as a complete surprise. I like to view it as an acknowledgement to all those in the hobby who contribute selflessly to keeping the wheels turning and would like to share it with them. A pyramid is built of many small blocks and a broad foundation."*



Steve Marsh with the Skinner Cup, photographed after the national.

Digitised by the Department of Library Services in support of open access to information, University of Pretoria, 2024

W. E. LEA CUP

This award went to Jimmy Mitchell for significant contribution to the philatelic community for the past thirty years including involvement with the merger of Boksburg, Germiston and East Rand Societies of which he remains the President, Vice-President of the region for four years and voluntary work at many national exhibitions.



The W.E. Lea Cup, awarded at Congress to Jimmy Mitchell and presented by Howard Green.

THE J.H. HARVEY PIRIE MEMORIAL AWARD

In the form of a voucher was awarded to Prof Franco Fresura for his book *The Postal Cancellers of the Cape of Good Hope 1853 to 1910* which was published in 2018.

FEDERATION PLAQUES

Awarded to Jan de Jong for intensive coverage of current stamp issues, to David Sinclair for outstanding service to Youth Philately in the Western Cape and to Peter Coetzee for outstanding service as Regional Vice-President.

THE JACK HAGGER AWARD

Was made to Hugh Amoore RDPSA for the article *U.P.U. Reply Coupons: South African Issues 1907 to 2017*, published April 2018.

CONGRESS CERTIFICATES

Issued to Keith Perrow for managing the SA Stamp Study Circle for many years and to the late Glen Carpendale, a popular dealer and inspiration to collectors for 47 years.

CONGRESS AWARDS

For articles published in *The SA Philatelist* from June 2018 to April 2019, were given to Andrew Briscoe, André du Plessis, André du Plessis & David Wigston, HKC (Monus) Fleming, Gerhard Kamffer RDPSA, Gerhard Kamffer RDPSA & Johan Joubert, Steve Marsh, Dr Ian Matherson RDPSA, Ds Pauw Steyl RDPSA, Roger Porter, David Sinclair, David Wigston and the TBVC Study Group. Also to regular contributors Volker Janssen, Robin Messenger, Chris Mobsby, Prof Alex Visser RDPSA and David Wigston.

PRESIDENTS FOR 2020 ELECTION OF HONORARY OFFICE BEARERS

President: Francois Friend, proposed by Vernon Mitchell and seconded by Dr Ian Matheson RDPSA and approved.
Deputy President: Dr Jan Hofmeyer, proposed by Emil Minnaar RDPSA and seconded by Hugh Amoore RDPSA and approved.

APPOINTMENT OR CONFIRMATION OF REGIONAL VICE-PRESIDENTS

Region 1 Vacant

Region 2 Colin Bousfield. Fourth Year Confirmed

Region 3 Andre du Plessis.Third year Confirmed

Region 4 Dr Leon Jacobson. Seventh year Confirmed

Region 5 Dave Wyllie. Fourth year Confirmed

Region 6 D. Viljoen Proposed by Dr J. Hofmeyr, seconded by W. Barnard

Region 7 Vernon Mitchell. Fifth year Confirmed

Region 8 Richard Stroud. Third year Confirmed



Awarded at Congress to Hugh Amoore RDPSA, the Jack Hagger Award for article, 'U.P.U. Reply Paid Coupons: SA Issues 1907 to 2017' published April 2018.



Researchers and members of the TVBC Steve Marsh, Marge Viljeon and Heinz Wirz

FUTURE CONGRESSES AND EXHIBITIONS

2020 February :

Dr de Klerk said Worcester would be 200 years and it was planned to hold a mini-exhibition.

2020, 26 July :

SAVPEX to be held in Bloemfontein in conjunction with a stamp fair - entries close end March.

2020,

Algoapex National, Port Elizabeth 14-17 October to celebrate 200 years of the settlers' arrival.

Jury Chairman would be Michael Wigmore RDPSA.

2020, November 16 and 17:

Francois Friend said a SAPDA Fair would be held at Davinci, Sandton Square, Johannesburg.

2021 SA International, Cape Town

International Exhibition Centre, 17 to 20 March: plans to have full details on the website by end September 2019.

2021 National and Congress:

André du Plessis said it would take place in October 2021 - a volunteer host would be required.

EXHIBITION REPORT

Emil Minnaar reported on the SAVPEX 2019 (one-frame virtual) Exhibition. Fewer entries than previously had been received, dropping from 51 to 29, mainly because there were less from South Africa.

However, they had received three new entries from Dubai and one from Singapore, while Korea and Costa Rica had indicated an interest in participating the following year.

The results would be placed on the PFSA website. SAVPEX would continue as he felt it was gaining popularity, particularly internationally.

Digitised by the Department of Library Services in support of open access to information, University of Pretoria, 2024

Attendees at the 81st Congress



*Present at Congress this year; in the **front row**, l to r: Jim Findlay, René Eisen-Khonot (Botswana Post), Ms Dibuseng Mamabolo (SAPO), Emil Minnaar, Jill Redmond, Ida Potgieter (Royal CT), Phetole Rapetswa (SAPO), Marge Viljoen, Jimmy Mitchell.*
*Then **L to R:** Jan Hofmeyr, Clive Carr, Colin Bousfeld, Chris Carey, Peter van der Molen, Heather Wyllie, Terry Lydall, Albert de Jong, Walter Mosweu, (Botswana Post), Heinz Wirz, Herwig Kussing, Joh Groenewald, Francois Friend, Howard Green, André du Plessis, Trevor Harris (KZN), Vernon Mitchell, Hugh Amoore, Neil Cronjé, Andrew Fischer. Leon Jacobson, Ian Matheson, Phidias Chrysochou.*
Missing: Patrick Flanagan, David de Klerk, (Paarl).

East Rand 100 Palmares



Phidias & Johanna Chrysochou with Jimmy Mitchell





Philatelists attending the prestiges Palmares at The Lakeside Hotel's Ciello Restaurant.



Peter van der Molen presenting the D.G. Crocker Cup for Best Postal History exhibit to Ian Matheson for his 'The First Town and Village Posts of British Honduras'.

The premier table: from left to right:(*with his back to the camera*) - Clinton & Mrs Goslin, Antoinette Napier, standing - Ian Matheson Kenny Napier, Jill Redmond and hubby Wernick van Wyk and Ian Shapiro.

Digitised by the Department of Library Services in support of open access to information, University of Pretoria, 2024



Tess Uren the Palmares Guest Speaker, wearing a contemporary miner's helmet

Noted historian of the region and senior geography teacher at Boksburg High School, Tess Uren was the guest speaker at the Palmares. She gave a vivid and personal description of how mining shaped the development of the East Rand in general and Benoni in particular.

Her talk was aided by several props consisting of mining gear from the 1920s.

Tess noted that there is evidence that the area was inhabited as far back as the Iron Age. Much later, in the 1800s, four farms were the start of a permanent settlement, because of the number of natural water springs. This is represented in the names of the four farms; Vlakfontein, Modderfontein, Kleinfontein and Rietfontein.

In 1887 a gold-bearing reef was discovered that straddles the Witwatersrand and surfaced on these farms. Coal, also present in the area, was needed to provide power for the newly established gold mines. First carried by ox-cart, this method could not keep up with demand, which led to the first railway link between Boksburg and Johannesburg. Known as the Rand Tram, the line soon extended to the coal fields located in Springs.

Incidents of civil unrest formed a major part of Benoni's history; in 1904 Chinese labourers indentured to work in the mines were not well received. Later the town saw strike action by miners, the first being in 1907, another in 1913 and again in 1914. The strike of 1922, brought on by the economic depression following World War I, soon developed into an armed uprising known as the 'Rand Revolt'.

Tess concluded by saying the name *Benoni* is not known, but in a Biblical sense, the meaning *'son of my sorrow'* is apt as although the now peaceful town which has produced many famous names, had in the past, been anything but peaceful!

THE SIGNING OF THE ROLL OF HONOUR

7 September 2019



Roger Porter signing the Roll of Honour.





The Citation for Lars Jorgensson RDPSA appeared in the December 2018 edition of The SAP, this year we were privileged seeing him signing the Roll of Honour and being congratulated by Neil Cronjé RDPSA.



The early days of a mining town - Benoni.





At top: Francois Friend receiving the Royal Medallion for the best British Commonwealth exhibit, 'King George V Stamps of St Helena'.

Federation's largest trophy, awarded for the best smallest exhibit: Ian Matheson handing the Vrijstaat Trophy to Danna Strijdom for his one frame exhibit 'The VRI Overprints on Transvaal Postage Stamps'.



Brian Eyre receiving the ERPS Trophy for Best First Time Exhibit an a National, for his 'Hidden Meaning in Rhodesia UDI Postage Stamps'.



At left, the Australian Exchange Juror David Benson receiving on behalf of Geoffrey Lewis of Australia, the Dawie Uys Memorial Award for the exhibit 'Philipines International Airmails to 1941'.

Digitised by the Department of Library Services in support of open access to information, University of Pretoria, 2024



DEALERS IN ATTENDANCE AT THE PALMARES, from L-R; Clinton Goslin, President of Federation and SAPDA - Francois Friend, Kenny Napier, David Parsons (from Spink London) and Richard Johnson.



Outgoing President, Emil Minnaar RDPSA handing the Chain of Office to Francois Friend, President of SAPDA and newly elected Federation President.



Members of the Editorial Board & their spouses, at the end of the evening; Left to right - Alan Rose, David Wigston. John Bleazard, Peter van der Molen and Sarah van der Molen and Moira Bleazard.



Hugh Amoore, Peter van der Molen, Emil Bürhmann, Richard Johnson, Herwig Kussing, Howard Green, Emil Minnaar, Neil Cronjé, Jill Redmond, Lars Jorgensson, newly appointed Roger Porter and Ian Matheson.

A SPECIAL MENTION OF THANKS TO DAVID WIGSTON FOR HIS INVALUABLE SUPPORT IN SUPPLYING THE PHOTO'S FOR THIS EAST RAND 100 AS WELL AS OTHERS WHO TOOK THE TIME TO SUBMIT IMAGES AND INFORMATION.

Digitised by the Department of Library Services in support of open access to information, University of Pretoria, 2024

ENTERTAINMENTS TAX IN SOUTH AFRICA

by Dr Ian Matheson RDPSA, Philatelic Society of Johannesburg



Part 2: Natal

INTRODUCTION

It is probable that Natal was the first Province to issue adhesive stamps for payment of Entertainments Tax. Ordinance 11 of 1917 stated *"Entertainments duty shall be charged in respect of each individual admitted for payment, and, in the case of admission by stamped ticket, shall be paid by means of the stamp on the ticket, and, in the case of admission otherwise than by stamped ticket, shall be calculated and paid on the number of admissions".*

THE STAMPS

1. The Local Issue.

These stamps are very scarce. Dickson & Palazzo[1] reported in their excellent article, that they were aware of the stamps, but had not actually seen one themselves. There were five duties, 1d, 2d, 3d, 6d and 1/-, and they have been recorded in two sub-types (Fig.1). Although it is possible that both types were present in the same sheet, it is more likely that separate plates were produced. The stamps (Fig.2) are believed to have been issued in 1917 to coincide with introduction of the tax.

It is not known who the printer was and no examples have yet been found on original tickets.

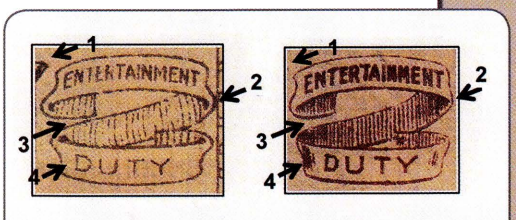

Type 1
1. Edge of shield above edge of ribbon.
2. Ribbon touches frame.
3. End of ribbon nearly touches.
4. No shading before and after 'DUTY'.

Type 2
1. Edge of shield to left of ribbon.
2. Ribbon clear of frame.
3. End of ribbon does not nearly touch.
4. Shading before and after 'DUTY'.

Fig.1

2. The 'Harrison' Types

This is possibly a misnomer, as several printers were known to have been involved. However it appears that the first contract was executed by Harrison.



Type 1



Type 2

Fig.2

Three 1923 essays are recorded from Bradbury, Wilkinson. One is shown in Fig.3, and De La Rue provided another three designs (plus a suggestion for a watermark) at about the same time. One is shown in Fig.4. Proofs have also been discovered from Harrison, as have stamps in the issued design overprinted 'HARRISON'S SPECIMEN' (Fig.5).



Fig.3



Fig.4



Fig.5

Many (but not all) of the tender documents have been located in archives, but in most cases the company securing the tender is unknown. Studies have identified at least 16 printings in numerous perforations, 9, 10, 11, 11¼, 12½, 13¾, and 14¼ (Fig.6). Printings have been identified by Harrison, De La Rue and Blades, East & Blades. Other printers were probably also involved. By studying rates on dated tickets and comparing with legislated rates much research was possible into issue dates. Tender documents listed the duties to



Fig.6

be supplied for each tender, and this allowed for further analysis. The printings and duties are listed in the book[2]. Recorded duties are 1d, 2d, 3d, 4d, 5d, 6d, 7d, 9d, 1/-, 1/6 and 2/3.

3.Wartime Surcharges

During the Second World War it was not easy to secure supplies of stamps at short notice from the printers in UK. Such supplies were required to deal with both stock-outs and unexpected rate changes. The obvious solution was to source local surcharges and, occasionally, local printing of stamps. By matching the duties of the surcharges, and also the selection of stamps to be overprinted, and matching these with both rate changes and communications with printers in UK, the issue dates have been calculated.

Digitised by the Department of Library Services in support of open access to information, University of Pretoria, 2024



Fig.7



Fig.8

3.1 Floral surcharges (Fig.7)
7d duty on 2d and 5d stamps.

3.2 Star surcharges (Fig.8)
6d, 9d and 1/- on 2d stamps.

3.3 Bold seriffed surcharges (Fig.9)
3d on 9d stamp, 4d on 1d stamp.

3.4 Bold sans-serif surcharges (Fig.10)
2d on 1d, 5d on 3d, 7d on 1/-, 8d on 6d, 10d on 9d stamps.

The surcharged issues are scarce, and, at the time of writing, only one copy of each of the stamps listed in section 3.3 has been recorded.



Fig.9



Fig.10

4. The Numeral types (Fig.11)

This was also a local provisional wartime printing. Recorded duties are 4d on 1/-, 6d and 1/-, each perf 11; the 1/- is also recorded perf 12¼ in a slightly larger format. The stamps each have a 'NPA' (Natal Provincial Administration) underprint. All are exceedingly rare.



Fig.11

5. The Pretoria printings (Fig.12)

After the War the Government Printers in Pretoria took over the printing. A smaller similar design plate was prepared and stamps printed in 13 values. Recorded duties are 1d, 2d, 3d, 4d, 5d, 6d, 7d, 8d, 9d, 10d, 1/-, 1/3 and 1/8. Three duties have only been reported with decimal surcharges (1d, 3d, 9d) and the 1/3 and 1/8 have only been seen in archive sheets in the SA Post Office archives. These last five duties were printed in 1959-60 so usage period was short (decimalisation took



Fig.12

place on 14 February 1961), if they were ever used at all.

6. Decimal surcharges (Fig.13)



Fig.13

Natal Government Ordinance 28 of 28 November 1960 made provisions for the introduction of decimal currency. The new rate of entertainments duty was to be 1c on every 4c of admission charge for cinema tickets, and 1c on every 3c for other forms of entertainment.

No samples remain in the SA Post Office archives. Recorded duties are 1c, 3c, 4c, 5c, 7c, 8c, 9c, 10c and 15c, the last value appearing on a 1/6 Harrison type, unrecorded without surcharge.

7. Final Decimal issue (Fig.14)

Three duties are recorded with decimal values, 3c, 6c and 9c. It appears that they were in use for only a very short time as no tickets have yet been recorded.



Fig.14



Fig.16



Fig.15

Usages on Tickets

Most recorded examples are applied to the reverse of tickets. The regulations stipulated that the ticket (and stamp) had to be torn in half on entry. This probably explains the paucity of retained tickets. Examples of used stamps are illustrated in Figs.15 to 17. Many establishments made an arrangement with the Administrator to collect the tax without the inconvenience of applying stamps to each ticket. Such tickets show the gross entry price including tax (Fig.18), and are often inscribed *'Exempt from the use of stamps'*.

Repeal of Entertainments Duty legislation

It is not clear when the regulations were lifted, but it was probably shortly after decimalisation in 1961. It is therefore curious that many establishments continued to issue tickets into the 1970s with the inscriptions 'incl. tax' and *'exempt from the use of stamps'* (Fig.19). General Sales Tax was only introduced in 1978 (at 4%) and Value Added Tax in 1991.

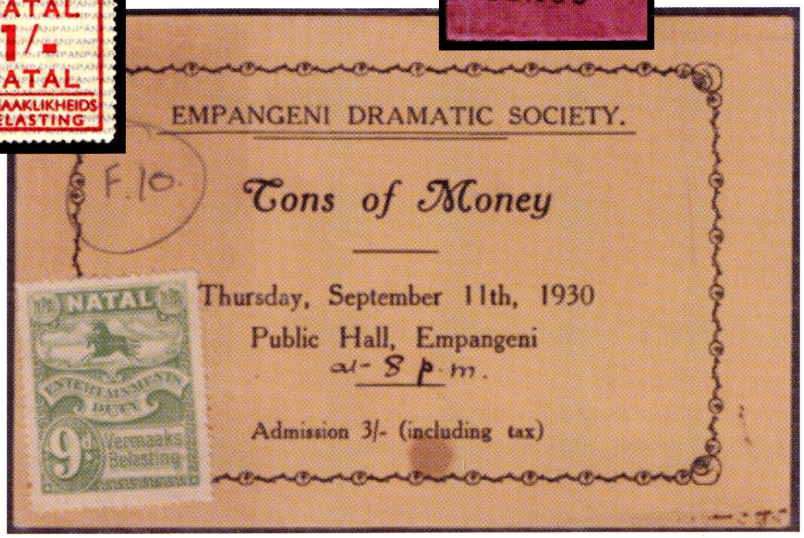

Fig.17

Digitised by the Department of Library Services in support of open access to information, University of Pretoria, 2024

Acknowledgement

I must express my appreciation to the co-author of our book, Rev Andrew McClellan for his supreme effort in unlocking the code of the 16 printings of the 'Harrison' issues. Without his inspiration, much of the history of Natal's Entertainments Tax stamps would remain untold.

References

1. *'Entertainments Duty'* stamps of the Province of Natal. John Dickson & Giovanni Palazzo. Natal & Zululand Post, vol. 10, no. 2 (38), pages 71-77. (June 2006).

2. *Entertainments Tax in South Africa.* Ian Matheson & Andrew McClellan. Pub The Revenue Society (2017).

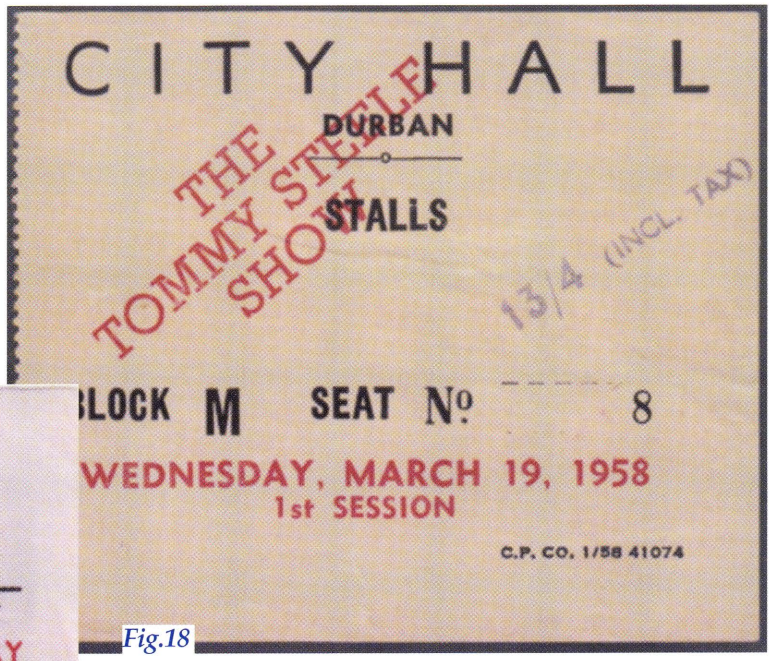

Fig.18



Fig.19

Footnote

The book described in reference 2 has been available as a free download for the past two years. It is still available, but has been moved to the 'members only' page on the Revenue Society website (www.revenuesociety.org.uk). Membership is only £10 per annum.



Digitised by the Department of Library Services in support of open access to information, University of Pretoria, 2024



RSA Protea Series - *How to Identify the Unidentified Panes*

by Dr Vic Sorour, Witwatersrand Philatelic Society

The RSA third definitive series, featuring Proteas, was introduced on 27 May 1977. Nine values (1c, 2c, 3c, 4c, 5c, 8c, 10c, 15c and 20c) were printed by photogravure and eight values (6c, 7c, 9c, 25c, 30c, 50c, R1 and R2) were printed by lithography. All of the values printed by photogravure, including the numerous reprints, have the cylinder numbers and pane identification letters, A or B, printed on the left sheet margin opposite rows 8 to 10.

Initial values printed by lithography have the above information printed on the right sheet margin, also opposite rows 8 to 10 (or rows 3 to 5 for R1 and R2, which were printed in panes of 50 stamps), as shown in Fig.1a. Subsequent printings of these stamps have the cylinder numbers printed on the left sheet margin, as shown in Fig.1b, but without the pane identification letters although the printing sheets comprised two panes.

In the *Atlas Catalogue*, produced by Glen Carpendale and Coen Slagt in 1981, as there were no identification letters, the panes were referred to as 'Y' or 'Z'. However, by constant varieties, it is possible to identify cylinder blocks as being from panes A or B and the purpose of this article is to show how.

Final printings of the 3c (1979.10.01) and 20c (1982.05.24), both previously printed by photogravure, were printed by lithography. Panes A and B were identified on the 3c but not on the 20c.

Cylinder blocks may be identified by the presence of varieties and these are tabulated and illustrated below but firstly, I describe the methods used for the determination of these varieties.

Two methods can be used to identify the panes.

Panes identified, The First Issues. **Panes unidentified, Subsequent Issues.**



Fig.1a. *Fig.1b.*

Fig.2: below - The lower 3 rows of Issue 1, Pane A, 50c



1. First Method

If the lower three rows of Issue 1 are available, only one variety is needed. The variety must be in the stamps where the cylinder blocks of the next issues will be.

• 1.1 - Example: 50c stamp

The lower three rows of issue 1 of Pane A of the 50c value are shown (Fig.2). The first step is to look for a multi-positive variety in rows 8 to 10, stamps 1 or 2, the position of future control blocks.

Such a variety is present in R10/1. (Fig.3). A small dot is present at 20x15*, above the right wing of the butterfly. This variety is obviously on Pane A as the Pane Letter A is on the control block. This variety occurs in all three issues of the 50c stamp and it is all that is needed to identify the panes/cylinder blocks of the 50c stamp. If the variety is present, the pane / control block must be Pane A.



Fig.3: PIV. R10/1. Dot above right wing of butterfly

If absent, the piece must be Pane B.
This is the easiest way to identify the panes/cylinder blocks as only one variety per value is needed. One need only remember this one fact, there is no need to look for other varieties to identify the panes.

Footnote: * Positions are shown as 'a X b', where 'a' is the horizontal distance in mm from the left margin of the design and 'b' is the vertical distance in mm from the top margin.

Digitised by the Department of Library Services in support of open access to information, University of Pretoria, 2024



Fig.4: 6c Stamp. Lower 3 rows of Issue 2.

This variety is known as the **Pane Identification Variety** (PIV)

However, it is not always easy to find the lower three rows of the first issues.

2. Second Method

If the lower three rows of issue 1 are not available, this method is used. The lower three rows of a subsequent issue of the stamp are required. Two varieties are needed. The first in the lower right corner of the sheet (the control block from issue 1), and the second from the new control block. (The lower left corner of the sheet).



Fig.5: Control block, Issue 1, Pane A



Fig.6: The variety on R9/10. P.I.V.

• 2.1: Example: 6c stamp

Fig.4 shows the lower 3 rows of issue 2. There is no pane letter, so the pane is unidentified. To identify the pane the following steps are taken:

• 2.2: Step 1

Examine a cylinder block from Issue 1. A vertical green mark is present on a leaf to the left of the top protea on R9/10 (Fig.6).

• 2.3: Step 2

Now look for this variety on the unidentified pane. If the variety is present, it identifies the pane as Pane A.

• 2.4: Step 3

Examine the sheet again, this time concentrating on the stamps in the cylinder block.

A variety is present on R8/1 (Fig.7), green line across a leaf at 2 x 20.

This is the PIV and can be used to identify the panes/cylinder blocks of the 6c Protea. The fact that the cylinder block can now be identified as coming from Pane A or Pane B in the subsequent issues means that they can also be used as controls. It is not necessary to find four varieties for each value. The panes can be identified by the presence or the absence of the variety.

The PIVs for all the values are listed and shown in the tables below.



Fig. 7. The variety on R8/1 Pane A

PANE IDENTIFICATION VARIETIES

	Pane	Stamp	Position	Description	
6c	A	R8/1	2x20	Green line across leaf	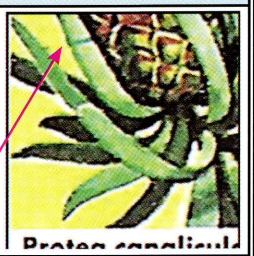
	B	R8/1	8x7	Small red dot above the top protea	

	Pane	Stamp	Position	Description	
7c	A	R9/2	17x18	Two black marks in leaves	
	B	R9/2	21x18	Blue mark between leaves	

Digitised by the Department of Library Services in support of open access to information, University of Pretoria, 2024

PANE IDENTIFICATION VARIETIES

There are no Pane Letters in Group 2, but the panes can be identified.

	Pane	Stamp	Position	Description	
9c	A	R8/1	4x23	Small red dot in leaf	
	B	R9/1	4x26	Dot above 'u' of *roupelliae*	

	Pane	Stamp	Position	Description	
20c	A	R10/1	8x35	Top of the '2' in '2,00' shaved off	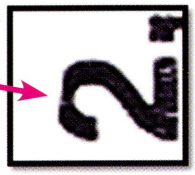
	B	R8/1	8x41	'Club-foot'	

	Pane	Stamp	Position	Description	
25c	A	R9/2	18x4	White line through '5' of the '25c'	
	B	R9/2	1x-1	Tiny dot above 'R' of 'RSA'	

	Pane	Stamp	Position	Description	
30c	A	R10/1	1x15	Mark left of leaf	
	B	R8/1	14x10	Minute dot base of leaf *roupelliae*	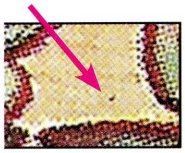

	Pane	Stamp	Position	Description	
50c	A	R10/1	20x15	Dot above right wing of butterfly'	
	B	R8 /1	7x3	Club Foot	

	Pane	Stamp	Position	Description	
R1	A	R4/1	1x26	Broken 'p' in *paranomus*	
	B	R4/2	2x26	Dot above second 'a' of *paranomus*	

	Pane	Stamp	Position	Description	
R2	A	R5/1	15x2	Curved black line from 'R' of 'RSA' to leaf	
	B	R3/2	2x17	Mast on horizon	

References

- Sorour V. *The Protea Definitive Series*. The Concise Edition. 2018.
- Sorour V. *SASSC Newsletter 249 June 1982, page 3.* Identification of the Unidentified panes.
- Sorour V. *SASSC Newsletter 258 March 1983, page 9.* The Identification of R1 Panes.
- Whitworth A *SASSC Newsletter 259 April 1983, pages 5/7.* The Identification of the Unmarked Panes.

Comments on Vic Sorour's article:

There was one reprint each of the 6c and R2 values, two reprints each of the 7c, 9c, 25c, 30c and 50c values and three reprints of the R1 value.

I have cylinder blocks of all of these in my collection and have examined them for their Pane Identification Varieties and can confirm that the varieties are present on all reprints showing that the same multipositives were used in each case.

Robin Messenger.

Digitised by the Department of Library Services in support of open access to information, University of Pretoria, 2024



Siekefondsseëls van die Suid-Afrikaanse-Spoorweë

deur Gawie van der Walt RDPSA, Witwatersrand Philatelic Society

English Summary.

Some stamps recently came on the market that were unknown to the collectors of Cinderella material. They are stamps that were used by the South African Railways Medical Fund Pharmacy for the payment of levies on prescriptions. These stamps were normally fixed to the back of the prescriptions, but when the medicines were sent by rail to another station they were affixed to the waybill or other documents.

Inleiding

'n Ruk gelede het materiaal op die mark gekom wat die versamelaars van Suid-Afrikaanse filateliesespoorwegmateriaal verbaas het, aangesien hulle nie bewus was van die bestaan daarvan nie. Dit was 'n aantal geleibriewe met seëls van die '*Siekefonds van die SAS & H*' (In Afrikaans en Engels). Meer onlangs het 'n enkel item op 'n veiling gekom waar een van dié seëls ongregmatig in 1966 deur die pos gegaan het, sonder dat dit beboet is.

Agtergrond

Die Suid-Afrikaanse Spoorweë en Hawens (SAS & H), later herdoop na Transnet, bedryf al jare lank hulle eie mediesefonds wat hulle eie dokters, tandartse en verpleegpersoneel het. Ook hulle eie apteke wat die voorskrifte vir die lede van die mediesefondse resepteer. Volgens 'n personeellid wat jare lank by een van die apteke gewerk het, moes lede 'n heffing op voorskrifte betaal. Dit was 'n sekere bedrag per item. Dit wil voorkom of dit aanvanklik 25c per item was maar 'n mens kan die aanname maak dat dit later verhoog het en dit mag selfs so hoog as R1 per item gewees het.

Bitter min is verder bekend oor die seëls. Voordat die koevert wat deur die pos gegaan het aan die lig gekom het, was die tydperk van gebruik bekend 1971 tot 1981, maar dié item het die begin tyd na 1966 laat verskuif. Hagen & Naylor stel dat vanaf 1969 die spoorwegseëls van die SAS&H deur Spoorweg se drukkery gedruk is wat geleë was by die Suid-stasie Gebou in Johannesburg. Sou dit miskien moontlik wees dat hierdie seëls ook daar gedruk was? Daar moet nog baie navorsing gedoen word! Maar waar?

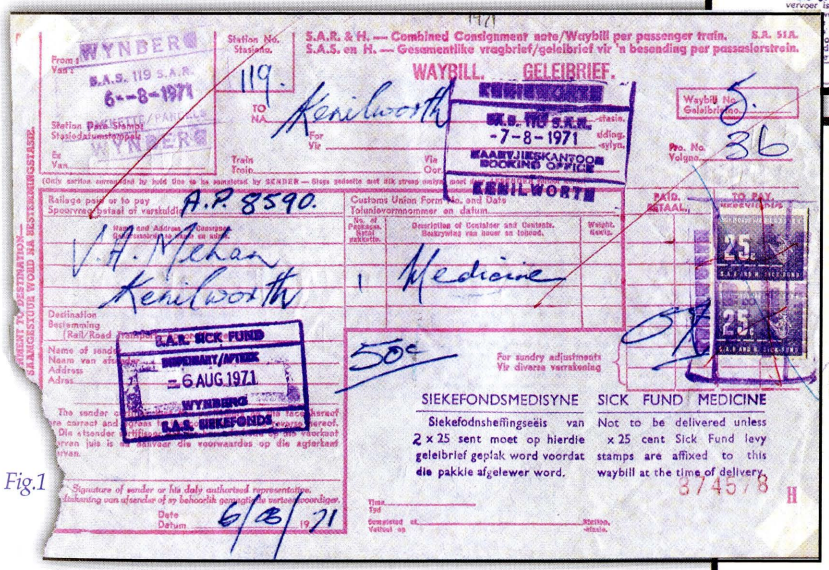

Fig.1

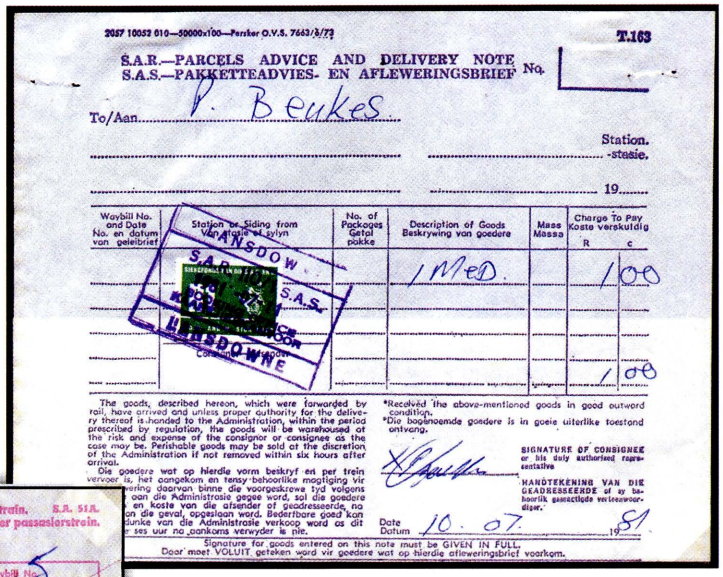

Fig.2



Fig.3

Materiaal

Drie geleibriewe met die seëls op. Almal van óf SAS&H Apteek óf SAS Siekefonds iewers in die Kaap geadresseer na 'n ander stasie iewers in die Kaap. Intersant is die afdruk van 'n rubberstempel wat hulle dra 'SIEKEFONDSMEDISYNE Siekefondsheffingseëls van ..... moet op hierdie geleibrief geplak word voordat die pakkie afgelewer word' (of soortgelyks en ook in Engels). Die een geleibrief (Fig.1) het 2x25c seëls, die ander 5xR1 en nog een 1x50c en 1xR1. 'n Vierde item (Fig.2) is 'n SAS Pakketadvies- en Afleweringsbrief met



Fig.4

1xR1 seël op.

Die item (Fig.3) wat nou onlangs bekend geword het is 'n brief wat op 21 April 1966 te Klerksdorp gepos geadresseer aan Johannesburg. Dit is gefrankeer met 'n 25c

Digitised by the Department of Library Services in support of open access to information, University of Pretoria, 2024

siekefondsseël. Die brief is nie beboet nie en die koevert het geen posmerk agterop nie.

Die waardes van die seëls tot dusver bekend is:

25c – pers
50c – blou
R1 – groen

My dank aan Gerhard Kamffer en Clinton Goslin vir hulp met die skryf van die artikel.

Nota

Medisynefooiseëls is deur die Departement van Gesondheid in die Vyftigs en Sestigs van die vorige eeu uitgegee (5 waardes voor desimalisasie, 3 waardes na desimalisasie) wat heelwaarskynlik die selfde doel in staatshospitale gedoen het. Ook bekend is twee waardes wat in die Sewentigs deur van die Provinsies gebruik is as 'n 'Kliniekfooi'(Fig.4).

Die Kaapkolonie het ook volgens Barefoot 'n 'Medicine Duty' seël gehad wat hulle beskryf as 'n belasting op 'n voorskrif wat deur 'n geneesheer voorgeskryf word.

Verwysings

- *Railway Stamps of South Africa 1985.* HS Hagen & SP Naylor. Philatlic Federation of South Africa
- Mev Bets Potgieter. Persoonlike meedeling, Augustus 2019.
- Kyalami Auctions 10 Augustus 2019 Lot 235.
- Types of Stamps and Labels Printed, Overprinted and Surcharged by the Government Printer in Pretoria over the Period 1949 to 1961. G Kamffer, *The SA Philatelist*, February 2016
- *British Commonwealth Revenues.* Tenth Edition, 2019, J Barefoot Ltd.



Dear Reader,
A special request...
If you change your address, please let our Membership Secretary know. We do need to keep on top of our mailing list in order to ensure that you continue to receive your copy of *The SA Philatelist.* Kindly notify Jill Redmond of any changes by sending an email to pfsasec@mweb.co.za or call 011 917 5304.



NOW AVAILABLE

PIONEER POSTCARDS OF SOUTH AFRICA 1896 – 1900

A catalogue with a postcard rating scale. 152 pages in A4 format, full colour printing on 130 grams silk mc and saddle stitched, profusely illustrated, 77 publishers with more then 650 postal stationery and non-stationery picture postcards of the Boer Republics, the Cape Colony and Natal.

Worldwide: 40 Euro Post Paid

This limited printing is obtainable from Bram Leeflang.
Bank: NL39 ABNA 0453 3823 20 (EU countries only)
PayPal payments to: **bramleeflang@hotmail.com**

Enquiries may be directed to the author or to Henk de Lange (Hout Bay) 021-790.7536 or by mail to hdelange@global.co.za

Digitised by the Department of Library Services in support of open access to information, University of Pretoria, 2024

TRANSKEI - FIRST DEFINITIVE ISSUE part three

by the TBVC Study Group - compiled by Heinz Wirz <wirz@global.co.za>

One may ask why we dealt with the perforation of Transkei's first definitive series before discussing the details of the first definitive stamps.

The main reason is that one needed to appreciate that at the time of independence of Transkei the Government Printer only had perforation capabilities for three stamp sizes. These are illustrated in Fig.1 A-C. The Government Printer called them:



Fig.1 **A-C**

A- *Revenue* size (23.9 x 30.22mm),
B- *Special commemorative* size (40.5 x 23.9mm) and
C- *Double income* size (30.22 x 47.8mm).

This meant that any graphic design had to be able to be downscaled to fit one of these three sizes for appropriate stamp perforation. An additional possibility, for a larger stamp size, was for the removal of intermediary perforation pins as demonstrated in Fig.1 **D** - using the revenue size comb perforating head with the removal of every second vertical row of pins.

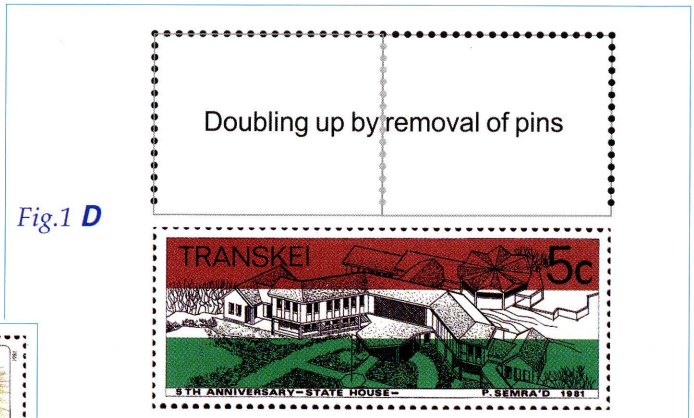

Fig.1 **D**



Fig.1 **E**

Only in 1984 was an additional size added to the mix, named *New special issue* size (30.07 x 28.7mm) - Fig.1 **E** - which was first used for the perforation of Independent State stamps commencing with the 'fore-runner' (11c) of Transkei's second definitive issue on 2 April 1984.

Transkei's first definitive series depicts Transkeian people undertaking traditional activities and developments in infrastructure, agriculture, industry and constitutional matters. They were designed by A.H. Barrett and the technical details are listed in Fig.2.

Original printings of all 17 denominations were undated and the printing details appeared in a left-sided control strip of five stamps. The final reprints of denominations 1c, 2c, 5c, 9c, 10c, 30c and 50c now had the printing details appear in a control block of four stamps in the top right of each pane (Fig.5).

There are 52 printings of the 17 values making up Transkei's first definitive series. A comprehensive study of this series has been undertaken and documented. This includes the beautiful original watercolour essays used for stamps. Table 1 shows the dates, printings and quantity of printer's sheets, panes and number of stamps printed for each printing of all seventeen stamp values. Space in this article only permits an example of part of one value, viz. 9c as it demonstrates the three common formats of printing.

Format 1 (Fig.3) - all the initial printings, undated, but issued on 26 October 1976, had the old format TPT logo within a black box. They were perforated using a five stamp width 11¾ x 12½ gauge perforating comb head resulting in all margins being imperforate.

Format 2 (the first 9c reprint - Fig.4): These are now all dated with the release date of the reprint (13 July 1982) with the initial printing release date 26 October 1976, below, and also bears the new TPT logo format.

The plate control number block now has the number printed horizontally and stamp summation values appear in the margins. It also demonstrates how the Government Printer followed the Post Office's request to facilitate easier stamp separation by perforating all the margins and the use of a finer perforation gauge, viz. 14 x 14¼.

Format 3 (second 9c reprint - Fig.5) now has a control block of four stamps at the top right of the pane compared to its predecessor of a control strip of five on the left-hand side of the pane, which also decreased the cost to collectors. These sheets were perforated using two adjoined perforating comb heads. Note that all the 9c Transkei definitive printer's sheets are perforated from the top of the sheet downwards (as are all the other Transkei first definitive sheets, bar the first 20c reprint. as was discussed in part two published in the June 2019 [Vol.95.3 p.103] issue of *The South African Philatelist*).

Digitised by the Department of Library Services in support of open access to information, University of Pretoria, 2024

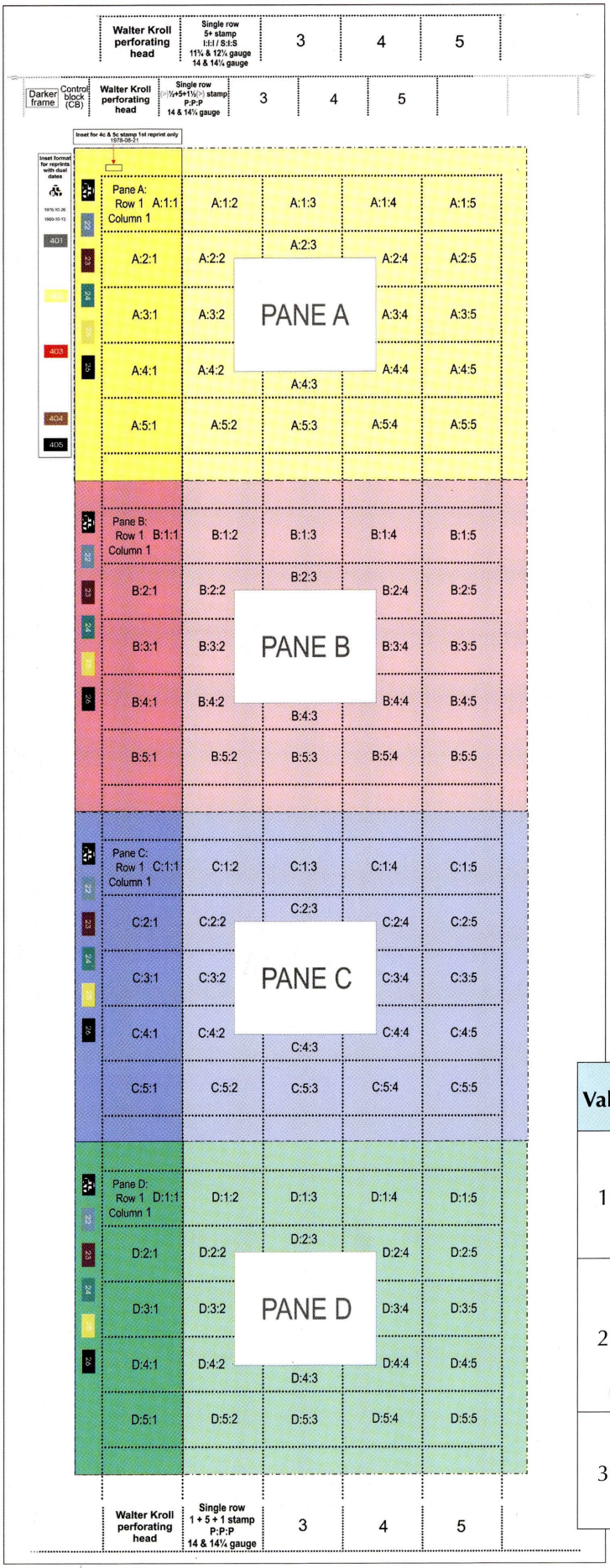

Fig.2: 1c first definitive printer's sheet map of first and subsequent CB5 printings

Theme: Transkei people undertaking traditional activities and developments in infrastructure, agriculture, industry and constitutional matters.
Date: 26 October 1976
Artist/graphic designer: A.H. Barrett
Printing: Lithography from 5-7 multi-positive plates for each stamp value
Printing press: Roland 780 , 781 & 759
Paper: Mill: Harrisons, England
Surface: Matt obverse, PVA gum on reverse, non-phosphorescent and no watermark
Paper roll size: 295 x 630cm
Printer's sheet: Size: 230 x 608cm (292 x 608mm)
Pane: Format - horizontal with vertical stacking.
Size - 230-4 x 142-3mm.
Four panes with 5 rows of 5 stamps
Perforator: Walter Kroll
Perforating head: First printing and early reprints prior 1980: Single row comb, 5 stamp, I:I:I configuration

Gauge: 11¾ x 12½



Description: Pane A; I:I:I or S:I:S (4c stamp sheet)
Grip end top of printer's sheet except first reprint of the 20c
Pane B-D; I:P:I or S:P:S (4c sheet)

Subsequent reprints with control strips of 5:

Gauge: 14 x 14¼

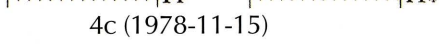

4c (1978-11-15)
5 stamp comb head with I:P:I

Till 1980-08-13, 5 stamp comb head with S:P:S
From 1980-10-13, 7(+) stamp comb head with P:P:P
Stamp: Format - Horizontal.
Size: 40.5 x 24mm
Plate colour block numbers: See individual stamp value section

Value	Printing	Date	No. of Printer's sheets	No. of Panes	No. of stamps
1c	0	*26 Oct 1976*	7,250	29,000	725,500
	1	Not dated	22,525	90,100	2,252,500
	2	28 Mar 1983	6,250	25,000	625,000
2c	0	*26 Oct 1976*	6,750	27,000	675,000
	1	*12 Sept 1977*	22,525	55,500	2,252,500
	2	5 Jul 1982	5,875	23,500	587,500
	3	16 Nov 1983	5,000	20,000	500,000
3c	0	*26 Oct 1976*	8,875	35,500	887,500
	1	Not dated	25,500	102,000	2,550,000
	2	6 Jul 1982	13,375	53,500	1,337,500

Table 1: (continues on next page) *First definitive stamp printings, date & stamp quantities*

Digitised by the Department of Library Services in support of open access to information, University of Pretoria, 2024

Denom	Printing	Date	Printer's sheets	No. of Panes	No. of stamps
4c	0	*26 Oct 1976	50,250	201,000	5,025,000
	1	Not dated	28,925	115,700	2,892,500
	2	1 Mar 1978	60,000	240,000	6,000,000
	3	15 Nov 1979	165,000	660,000	16,500,000
	4	7 Jul 1982	8,625	34,500	862,500
5c	0	*26 Oct 1976	8,900	35,600	890,000
	1	21 Aug 1978	16,000	64,000	1,600,000
	2	8 April 1980	59,625	238,500	5,965,500
	3	13 Oct 1980	58,250	233,000	5,825,000
	4	30 Sep 1981	61,000	244,000	6,100,000
	5	23 Nov 1983	4,500	18,000	450,000
6c	0	*26 Oct 1976	6,300	25,200	630,000
	1	8 Jul 1982	?	?	?
7c	0	*26 Oct 1976	6,250	25,000	625,000
8c	0	*26 Oct 1976	6,250	25,000	625,000
	1	20 Jan 1982	75,000	300,000	7,500,00
	2	12 Jul 1982	127,125	508,500	12,712,500
9c	0	*26 Oct 1976	7,100	28,400	710,000
	1	13 Jul 1982	4,625	18,500	462,500
	2	31 Mar 1983	4,500	18,000	450,000
10c	0	*26 Oct 1976	6,700	26,800	670,000
	1	11 Aug 1980	7,375	29,500	737,500
	2	14 Jul 1982	7,625	30,500	762,500
	3	7 Apr 1983	128,750	515,000	12,875,000
15c	0	*26 Oct 1976	6,375	25,500	637,500
	1	16 Oct 1981	4,025	16,100	402,500
	2	17 Jul 1982	4,625	18,500	462,500
20c	0	*26 Oct 1976	6,250	25,000	625,000
	1	15 Oct 1980	4,750	19,000	475,000
	2	16 Jul 1982	4,625	18,500	462,500
25c	0	*26 Oct 1976	6,250	25,000	625,000
	1	26 Oct 1981	4,025	16,100	402,500
	2	19 Jul 1982	7,125	28,500	712,500
30c	0	*26 Oct 1976	6,250	25,000	625,000
	1	13 Aug 1980	6,500	26,000	650,000
	2	20 Jul 1982	4,625	18,500	462,500
	3	11 Apr 1983	21,250	85,000	2,125,000
50c	0	*26 Oct 1976	6,250	25,000	625,000
	1	13 Nov 1981	4,025	16,100	402,500
	2	30 Nov 1983	3,750	15,000	375,000
R1	0	*26 Oct 1976	6,250	25,000	625,000
R2	0	*26 Oct 1976	6,250	25,000	625,000

* Not dated. Issued 26 Oct 1976 (See references 1&2).

Table 1: First definitive stamp printings, date and stamp quantities

The Transkei first definitive 9c stamp:
'Agricultural Schooling'

The 9c stamp has a group of students in a maize field. Education had great importance in Transkei.



Final watercolour essay

Transkei 9c Stamp



9c printings	First printing	First reprint	Second reprint
Dated:	*26 Oct 1976* V0	13 July 1982 V6	31 March 1983 V7
Government printers advice:	?	?	Transkei 83/6
Date of advice:	?	?	6 Sep 1983
Job number:	?	?	5484098
No of panes ordered:	28 400	18 500	18 000
Printers sheets:	7 100	4 625	4 500
Number of stamps available:	710 000	462 500	450 000

V0-7 - Date format version - see SAP Feb 2019 (Vol.95:1) p20&21



Fig.3: First printing 9c proof printer's sheet approved by Mr Botha on behalf of Steyn, on 25 April 1976 (note logo)

Digitised by the Department of Library Services in support of open access to information, University of Pretoria, 2024

	Perf gauge	CB	Logo	Perforating head	Plate colour blocks and number
1st printing	11¾ x 12½	CS5		Walter Kroll - single row 5 stamp comb, I:I:I perf format	65 66 67 68 69
1st reprint	14 x 14¼	CS5		Walter Kroll - single row 6(+) stamp comb, P:P:P perf format	580 581 582 583 584
2nd reprint	14 x 14¼	CB4		Walter Kroll - single row 5 stamp (½ a stamp width either side) comb, P:P:P perf format	638 639 640 641 642



Fig.4: First reprint 9c proof printer's sheet (Note logo and summation values in margins)



Fig.5: Second reprint 9c proof printer's sheet (note new CB4 position top right of each pane)

Digitised by the Department of Library Services in support of open access to information, University of Pretoria, 2024

9c	Pane A	Pane B	Pane C	Pane D
Master negatives (CS5)				
	R2:1, brown dot behind head of boy in R gutter	R2:1, green dot in leaf below instructor	R2:1, black dot above 'R' & 'N' of 'TRANSKEI'.	R2:1, black line in 'u' of Agricultural word

Fig.6: Flaws found on master negative plate and hence on all CS5 printings.

Plating is done with the objective of:

1. Identifying panes,
2. Identifying from which pane a control strip/block is derived,
3. The position of a stamp within a pane.

We have undertaken this by identifying flaws, markings and aberrations on the printer's sheets and confirm their consistency in available panes and control strips/blocks at our disposal. We have noted that some flaws show progressive changes which we have documented. When we have identified new persistent flaw development, as a result of plate or blanket incident during printing, it is recorded.

Some flaws are present on printing as they are present on the master plate. This facilitates easy identification of pane irrespective of printing. Other flaws are unique to a printing as these only appear on this issue's printing plates.

While the complete printer's sheets have been plated, only the most readily identifiable flaws appearing on control strip/black are presented here.

While the plating of complete printer's sheets is ongoing, we have only included one microphotograph of a master plate flaw here for each pane so as to be able to distinguish from which pane a control strip of five stamps / block of four stamps is derived irrespective of whether it is from the initial printing or reprint. Since the final printings with control blocks of four are now found on the top right rather than the left-sided strip of five, a new set of plating micrographs is required to be able to determine from which pane the CB4 is derived.

Discussions are currently being held concerning the posting of the complete study and flaws found in the Transkei first definitive issue on the Federation's website <www.sapa.africa>.

9c	Pane A	Pane B	Pane C	Pane D
2nd Reprint (CB4)				
	R1:4, small dots above 'l'&'s' of schooling	R1:5, spike on tall boy's head, below 9c	Fluff to the right of TPT	Brown markings to the right of PCB639
			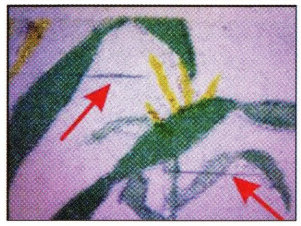	
	R2:5, black line above shoulder and dot on collar of first boy	R2:4, four black dots above 'Barrett 1976'	R2:5, green lines amongst maize leaves	R1:5, white mark *(moon shape)* on neck of tall boy

Fig. 7: Flaws found on CB4 on the second reprint of the 9c stamp value printings

Acknowledgement:

The TVBC Group who have compiled this article wish to acknowledge the kind assistance of the SA Post Office Museum and Mr Gerhardt Potgieter for making information and material freely available to be used in completing this article.

Reference:

1: Government Printing Works advice (SD/GP 647).
2: South African Stamp Colour Catalogue, 2002-2003, 26th Edition. p66-67.

Digitised by the Department of Library Services in support of open access to information, University of Pretoria, 2024



The Rhodesia Double Head Issue for beginners

a vivid rainbow of flaming shades

by Sean Burke, the Editor of the Journal of the Rhodesian Study Circle

In 1910, the Duke and Duchess of Connaught visited Southern Africa to open the first parliament of the Union of South Africa. Originally it had been planned that the Prince and Princess of Wales would undertake this task, but the sudden death of King Edward VII meant that the Prince of Wales, now King George V, was unable to make the trip. As part of this tour, the Royal Party were scheduled to visit Rhodesia. To celebrate this, the British South Africa Company (who had a Royal Charter to administer the territory) commissioned a new issue of stamps. This issue, initially called the 'King and Queen' issue, later the 'Double Head' issue, first became available in post offices in Rhodesia on 11 November, 1910. They were replaced by the Rhodesia 'Admiral' Issue on 1 September, 1913.

For over one hundred years this issue has fascinated philatelists throughout the world. It is arguably one of the iconic issues of all times; the noted Double Head collector, R.M. Gibbs, has described the 1d Double Head as the greatest stamp of the British Empire! Philatelist and dealer, John Michael, often remarked that the Double Heads were 'all about the colours'.

This was so from the beginning. In February, 1913, the Philatelic Society of Rhodesia reported on the shades of the issue thus: *the subject has proved to be more complicated (we had almost written 'bewildering') than we expected when we commenced it...* in 2019, the present SG catalogue listings still struggle to do justice to the reality.

Back in 1925, in *Gibbons Stamp Monthly*, Stanley Phillips wrote: *It is in the later Rhodesian issues, however, that the collector finds his happy hunting ground. No issues of any country have been so prolific of marked colour as the 'double portrait' and 'Admiral' series of 1910 to date, a vivid rainbow of flaming shades of which the present long catalogue lists only describe a fraction. The rarity of some of those already listed is hardly yet realised.*

There is an enormous amount of research and writing concerning this issue. Our intention here is to provide an introduction to the new collector – a brief glimpse of the promised land. In short:

1. There were 18 duties (values) – three mono-colours (½d, 1d and 2½d) and 15 bi-colours (2d, 3d, 4d, 5d, 6d, 8d, 10d, 1/-, 2/-, 2/6d, 3/-. 5/-, 7/6d, 10/- and £1)

2. Within each value there are a host of shades, only some captured by the current SG catalogue.

3. The stamps come in perf. 13½ (½d, 1d, 2½d, 8d), 14 (all) and 15 (½d, 1d, 2d, 2½d, 3d, 4d, 5d, 6d, 1/-, 2/-, £1). Compound perfs. exist - P14x15 (½d, 3d, 1/-) and P15x14 (1d,4d).

4. The bi-coloured were printed from three headplates. (A study of these headplates and various printings is only for consenting adults!)

5. Printer's marks and flaws abound if that is your particular bent.

6. Collecting this issue can be a fairly expensive habit, but one can build up a reasonable collection by concentrating on used stamps.

7. There is significant body of research and collecting around the postmarks found on this issue and the associated postal history.

8. There is a growing interest in collecting these stamps fiscally used – on and off document. Some show the original colours in all their glory.

9. Although replaced by the Rhodesia Admiral in 1913, the stamps were in use until 1924.

For those who want more, there is so much more – just ask. But at the end of the day the colours are the *alpha* and the *omega* of the story.



Shades of the 5d

Digitised by the Department of Library Services in support of open access to information, University of Pretoria, 2024

BELLVILLE PHILATELIC SOCIETY

Monthly meeting, 2nd Wednesday. Auditorium of the Bellville Library, Charl van Aswegen Rd, Bellville. Meetings start at 19h00 to 21h00 and consist of club cup competitions, workshops and fun evenings with specific themes. Members from other societies are regularly invited. *Chairperson:* Werner Barnard; Email: wernerb@axxess.co.za
Secretary: Reanie de Villiers; 082 567 0353; Email: philately@netpoint.co.za
Website: http://bellvillephilatelic.tripod.com
Contact the Secretary for further Programme details.

THE ROYAL PHILATELIC SOCIETY OF CAPE TOWN

Meetings are held every 2nd and 4th Monday of the month at 8.00pm at the Athenaeum, Camp Ground Road, Newlands. Visitors are always welcome. Email: royalphilct@gmail.com
President: Jan Hofmeyr 021 7901811
Secretary: Victor Millard 0828028882 or 021 6714613
Website: https://www.rpsct.org/

STELLENBOSCH FILATELISTEVERENIGING

Meeting – 1st Tuesday of the month at 19:00. *Plek:* Biblioteek, La Clémence aftreeoord, Webers-valleiweg /Road, Stellenbosch. Ons hou uitstallings, ontvang gassprekers, ervaar praatjies/ demonstrasies, monthly newsletters with news on local philatelic activities, Show, Tell and Ask sessions covering all aspects of the hobby of stamp collecting. Besoekers altyd welkom. Visitors always welcome. Join us. Kom saam of kontak stellenboschstamp@gmail.com

PAARLSE FILATELISTE

Sedert 1951

Die Paarlse Filateliste vergader elke maand op die tweede Donderdag van die maand om 19h30. *Filateliste, seëlversamelaars en besoekers is baie welkom. Vergaderings is baie informeel en daar word lekker gekuier en daar is altyd iets te leer (en te ete). Vir meer inligting oor die program en vergaderplek kontak gerus vir:* Gawie Hugo: 083 956 2410 gawiehugo@gmail.com of Riaan Crafford: 022 4824005 n/u craffies@telkomsa.net

GEORGE PHILATELIC SOCIETY

The Society meets every 2nd Thursday of the month, in the Minor Hall, Presbyterian Church, 8 Caledon St. *President*: Nick Zerbst 0836255804, *Secretary*: Rob Sinclair-Black 044 8746337. Email: robrita@mweb.co.za

*PLEASE NOTE: BACK ISSUES *of* The SA Philatelist *are limited. Requests for any issue should be made in writing to* P.O. Box 131600, Benoryn, 1504 *An electronic PDF file may be requested should a printed copy of the journal not be available.*
... VISIT www.sapa.africa for recent back issues

FISH HOEK PHILATELIC SOCIETY

Founded in 1954 and still promoting philately in the 'Deep South' of the Cape Peninsula. Circa 20 – 30 members and often a few guests gather once a month. FHPS reaches a wider audience on the internet since launching their website. Please have a look and maybe get ideas or inspiration for your own society. *The society meets every first Tuesday* at 19h30 at Civic Centre, Minor Hall, Recreation Road, Fish Hoek. *President:* Dave Young, Email: davesueyoung@gmail.com *Secretary:* Volker Janssen.
Website: www.fhps.infoFHPS

PORT ELIZABETH PHILATELIC SOCIETY

The society meets monthly at 19:00 on first non-holiday Monday at the Bible Society House, 31 Cotswold Ave, Cotswold. For more information contact either *President* Francois Friend, 082 554 8900, francois@softchem.co.za; or *Vice president,* David Brown 041 360 4025; or *Secretary / Treasurer* Rodney Maclachlan 072 619 5409.

FOUNDED 30 APRIL 1909

EAST LONDON PHILATELIC SOCIETY

The Heritage Room, 1st Floor, Berea Gardens 70 Jarvis Road, Berea. **Meetings :** Every 4th Thursday of the month. Time: 19h30
President : David Preston 082 7742090. Email<prestee@telkomsa.net
Secretary: Carlos Da Fonseca 082 334 7603.

CASPIP

CAPE SOCIETY FOR PALESTINE-ISRAEL PHILATELY

Meets on the third Wednesday of the month, 20h00, excluding Jewish & Public holidays. Contact for details: Aubrey Katzef <akatzef@mweb.co.za> +27 (21) 4615134 President of CASPIP.

ZIMBABWE - BULAWAYO

Royal Philatelic Society of Zimbabwe meets the second Saturday of each month (Except December) - 2:00pm for 2:30pm. at the National Natural History Museum, Park Road, Suburbs, Bulawayo. email: phil.soc.zim@gmail.com

QSA auctions - Kyalami Country Club, Midrand, 09h30 to 13h30.
Dates: 19 Oct; 16 Nov and 21 Dec.

Cape Town 2021 International Stamp Exhibition
to be held Cape Town International Conference Centre (CTICC) from 17 to 20 March 2021 under FIP patronage.

Study Groups

EUROCIRCLE STAMP STUDY

Meetings in the Captain's Table at Woodmead Johannesburg - last Wednesday of each month at 20h00 (except December).

TBVC STUDY GROUP

Contact: *Chairperson:* Jan de Jong djhome606@gmail.com *Secretary:* Eugene du Plooy eugeneduplooy@gmail.com
Meeting 1st Saturday of the month at 09:00am for 09:15am at the Greek Orthodox Church Pretoria Stamp Fair. Corner Lynnwood Rd & Roper St, Hillcrest, Pretoria - right opposite the entrance to the University of Pretoria.
Pretoria Fair & mini-auction, Greek Orthodox Church, cor Lynnwood Rd & Roper St, Pretoria, 09h00 to 14h00) 3/08; 7/09; 5/10; 2/11; & 7/12.

RSA SEËLSTUDIEGROEP

Vergader elke 2de Woensdag, 10vm van elke onewe maand (Januarie, Maart, Mei, Julie ens) by Filateliedienste in Silverton. *Kontak:* djhome606@gmail.com Doen uitstekende studie en navorsing en publiseer 'n gereelde maandelikse nuusbrief.

SOUTH AFRICAN STAMP STUDY CIRCLE

Meetings: First Saturday of month at 13h00 at the Thornhill Manor Retirement Village Hall, Modderfontein. *Contact details will change - TBA*

RHODESIAN STAMP STUDY

The Rhodesian Study Circle holds regular member meetings and events across the world. Visitors are welcome to attend. For more information on meetings, visit http://www.rhodesianstudycircle.org.uk/engage/meetings or Contact the Secretary, Brian Zlotnick. Email bzlot@blueyonder.co.uk or postal address 10 Fortis Green Avenue, East Finchley, London, N2 9NA. UK.
The SA representative is Patrick Flanagan RDPSA

PINELANDS STAMP CIRCLE

Meet on the last Wednesday of every month (except December) at 19h30 - Activities Hall of Pinelands Library, Howard Centre, Western Cape. The Circle caters for all interested in stamp collecting - from beginner to more experienced philatelists. Programmes for meetings include displays of stamps, talks by visiting speakers and member's 'Show and Tell' exhibits. The Circle operates an Exchange Circuit and holds auctions from time to time. Visitors are always welcome! *Contact:* Marilyn Crawford at 021689 5050.Email: m.tristan.crawford@gmail.com

THE CAPE STAMP FAIR

Bellville Valley DRC Hall, c/o Postma & Saint Andrews Streets, 9am - 12:30pm. Public parking & entrance - St Andrews Street. All welcome, free entrance and parking. Refreshments available. Large contingent of dealers in attendance to sell, buy, evaluate and advise on all aspects of philately, including stamps, envelopes, covers, postcards, correspondences, postal history, revenues, documents & non-fiction books of a historical nature, plus coins, banknotes & medals, etc.

Stamp Fair dates: **(all on 1st Saturday monthly)** 5 Oct, 2 Nov, 7 Dec. Auctions continue to be at Bergsig DRC Hall c/o Boland Way & Protea Way, Durbanville - 16 November 2019
Contact: Ken Joseph ken@philatelicfriends.com

Digitised by the Department of Library Services in support of open access to information, University of Pretoria, 2024

WITWATERSRAND PHILATELIC SOCIETY

PO BOX 61166 MARSHALLTOWN 2107

Venue: Country Club Johannesburg, Napier St, Auckland Park. For info contact the President: Herbie Schaffler RDPSA 082 722 7604.

Dates for Society Meetings 2019 always on a Wednesday at 20h00

9 October - Favourite Cover/s
13 November - Invited Exhibitor from National Exhibition
4 December - President's Evening and Cocktail Party

EUROCIRCLE STAMP STUDY

For 2019 the meetings - Bishops at Woodmead. The second meeting of each month, except December, is held on the last Wednesday of the month. This is effectively a study group.

EDENVALE PHILATELIC SOCIETY

Meets first Saturday, monthly at Thornhill Manor Retirement Village Hall, Modderfontein at 1pm *Meetings consist of club competitions, workshops, themed events and many other fun activities. Membership is varied and mainly consists of general stamp collectors. Light refreshments are served. All are welcome - from the novice to more advanced collectors.* Our Facebook page allows club activities to continue 24/7; search for *Edenvale Philatelic Society*. All welcome. *Contact:* Colin Bousfield 082 309 8656

EAST RAND PHILATELIC SOCIETY

Now meeting at the Games Room, Country Life Retirement Village, corner Main/ Stanley Rd, Brentwood Park,13h30 last Saturday each month. Exhibits, talks and workshops by members and invited guests. Items of interest, quiz, general networking. Refreshments and safe parking.
President: Jimmy Mitchell; jimmy.hcmitchell@gmail.com
Secretary: Paul Hammerton. hampaul@ananzi.co.za

PHILATELIC SOCIETY OF JOHANNESBURG

President: Clive Carr, Tel: 011 789 6357
Meetings: 19h30, Third Wednesday of the month, at Blairgowrie Recreation Centre, Park Lane, Blairgowrie. P O Box 131037, Bryanston 2021, South Africa.

2019 meeting programme

Oct 16: My favourite (Maximum of one frame) + thematic exhibits
Oct 30: 5th Wed – TBD
Nov 20: Inter-Society Quiz & invited exhibits
Nov/Dec: Festive Function – TBD

WEST RAND PHILATELIC SOCIETY

Meets 3rd Wednesday monthly at 19h30 at Panorma Sports Grounds, Cornelius St, Weltervreden Park. PO Box 198 Florida Hills 1716. *Contact*: Andries Nel, 083 269 9374. *Chairman* or *Secretary* Ian Walker. Tel: 011 4721161. email: ianwalker@vodamail.co.za

OFS PHILATELIC SOCIETY

Society meets every 4th Friday monthly, (except December), at 19h15 at the museum of the Boer Republics in Memorium Road, Bloemfontein. ***President***: Dr Neil Cronjé and ***Vice president***: Garry Osthoff email: OsthoffG@ufs.ac.za

SANDTON PHILATELIC SOCIETY

Meets on the first Monday monthly (Feb to Dec) *Venue:* Blairgowrie Recreation Centre, Park Lane (off Susman Avenue), Blairgowrie. Time: 7:30 for 8:00 PM. **The society has an active exchange packet circuit and members with a wide range of philatelic interests.** Visitors are welcome. For further information contact: Chris Carey 083 6622150 / 011 6732229 / ccarey@icon.co.za

PRETORIA PHILATELIC SOCIETY

Meets on the first Monday **evening** monthly at 19:30 at Statech Centre, St. Albans College, 110 Clearwater Street, Lynwood Glen. Monthly newsletter, active exchange section and loads of expertise on traditional philately and postmarks. **Day meeting:** Thursday, after first Monday of the month, 9.30 am at Philatelic Services, Pretoria. Stamp displays, talks and socialising. *President:* André du Plessis. andredupfs@gmail.com 083 399 1755. *Secretary:* Alex Visser. alex.visser@up.ac.za Box 36473, Menlo Park 0102; cell 082 922-2927.

AFRIKAANSE FILATELIEVERENIGING VAN PRETORIA

Vergader elke 3de Saterdag van die maand om 10:00 by die NG Kerk Queenswood in Garretweg, Queenswood. Baie aktiewe groep wat gereeld bywoon. Nuusbrief *'Die Posduif'* verskyn maandeliks. Voorsitter is Petra Heath en Sekretaris is Herman van Niekerk. Kontak: arnot@telkomsa.net

THEMATICS SA PRETORIA CHAPTER

Meeting 1st Saturday monthly at the Greek Orthodox Church Pretoria Stamp Fair @ 10:00 for 10:15. Vibrant & active group of attendees – loads of expertise and lots of topical discussions. *Group Leader:* Helena Snyman Helena.snyman@gauteng.gov.za

DIE POSBOOM FILATELIE VERENIGING

Tweede Maandag van elke maand om 7nm Posbus10647, Danabaai, 6510. St Peter's Kerksaal, Marsh Straat, Mosselbaai. Jaarlikse Algemene Vergadering: November.

President: Japie de Vos
082 767 5004 / 044 695 0705
epos: sanjari@mweb.co.za
Sekretaresse: Gerrie Conradie
082 952 6700
Tel / Faks 044 698 1074.
epos: gajcon@gmail.com

THE PHILATELIC SOCIETY OF KWA-ZULU NATAL

Meetings are held at the Classic Motorcycle Club, 137 Tara Road, Bluff, Durban at 10h00 on the 2nd Saturday of the month.
Contacts:

- President: Zbigniew Kawecki, 082 968 6888
- Treasurer: Jeroen Wentink, 082 33 97 588
- Secretary: Harald Deg, 084 464 7171

Association email : **KZNPhilately@holistic.cc**
'Stamp Exhibitions' with a theme of what to do and what not to do to achieve success...
'All are welcome'

HIGHWAY PHILATELIC SOCIETY DURBAN

HPS, Durban, meets at the German Club, 7 Barnham Rd, off Essex Terrace, Westville. 09h00 - 11h30 **every third** Saturday of the month. *Open invitation to other Philatelic Societies and interested visitors - from beginners to seasoned collectors. Youth encouraged to attend. 'Theme' Exhibits & 'Show-and-tell' Frames by Members, Instructive talks and general networking. Free entrance. Teas/coffees available. Safe parking. German Restaurant open for lunch. The Committee encourages past and new visitors to join us and get involved in this wonderful social hobby of Kings.*
President: *Leigh Hen-Boisen,* leigh.hb@gmail.com
Secretary: Bronwen Edwards, edwards@worldonline.co.za
Membership: Bev Chittenden, bev@natalaircon.co.za *or Barry Livsey,* livsey@netsolutions.co.za

Established in 1924

MARITZBURG PHILATELIC SOCIETY

VENUES:

1. Ordinary Stamp Club meeting every third Monday at 16h00, St Mathews Parish Hall, 115 Hesketh Drive, Hayfields, Pietermaritzburg
2. Thematics Group *meeting every third Saturday at 09h00. 8a Sanders Road Scottsville 3201*

The Executive Committee meets on the first Saturday of every month at 11h00.
President: Dave Wyllie, Club President / Competitions & Speaker. ***Treasurer:*** Heather Wyllie.
Secretary: Aubrey Bowles. 082 316 3308.
burncree45@telkomsa.net aubrey.bowles45@gmail.com

- Ron Buchell - Deputy Treasurer,
- Janet Kimmince - Membership Secretary,
- Gordon Bennett - Stamp Book Circuit Officer,
- Graham Bruce - Librarian,
- Joyce Hulse - Assistant Librarian,
- Val de Jager - Catering Officer

Publicity and Monthly Newsletter, information on Society activities can be obtained from Aubrey Bowles.

SMALLS

Wanted: My son, Yasser would be happy to receive stamps. Thank you for your generosity. *Contact:* Boukerzaza yasser. Cité benboulaid Bt D2 N°5 Montpensier BLIDA 09000. ALGERIA. mirak197725@gmail.com>

For Sale: From an inherited collection of South African First Day Covers (about 500). Interested? Contact: Susan Grey. mail to: greysusan21@gmail.com or patf@fgprop.com>

Swap: Australian / SA new or old stamps. *My grandfather had a great South African collection and I have a lot of the older stamps as I was born and lived in SA for ten years.* Toni Phillips tonijean3@hotmail.com>

Beginner: thematic - sci-fi & fantasy, cartoons, comics, space. Pavel Tregubenko. *Spasskaya street, 4 bld., 476 off. 143401, Russian Federation, Krasnogorsk, Russia.* ptregubenko@gmail.com>

Digitised by the Department of Library Services in support of open access to information, University of Pretoria, 2024



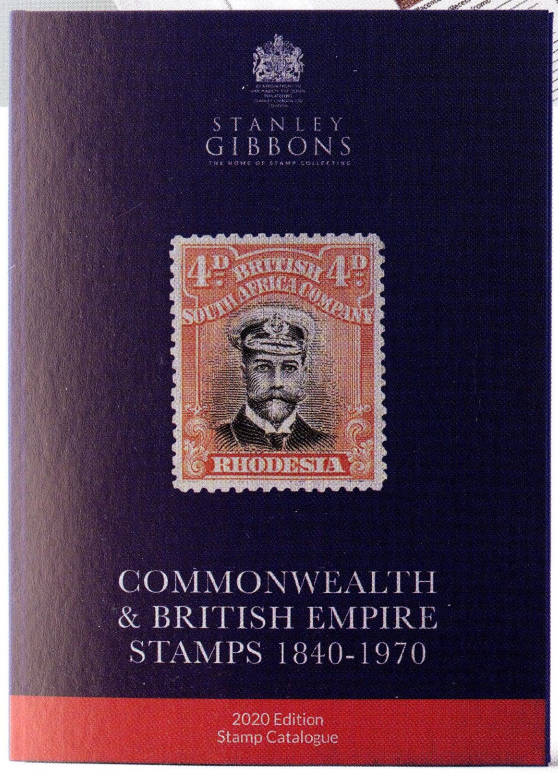

2020 Commonwealth & British Empire Stamps 1840-1970 Stamp Catalogue

NEW FOR THIS EDITION:

- The iconic Rhodesia 'Admirals' stamps have been rewritten with the assistance of the Rhodesian Study Circle, now listing four different head dies. New varieties have been added, including the popular 'Waxed Moustache'.
- A new variety, the 'Damaged frame and crown' flaw, known by some as the 'Spaven' flaw, has been listed for the De La Rue Edward VII 'Imperium' key plates
- The orientation of sideways watermarks is now specified for every set, giving further opportunities for new discoveries.
- Dozens of new listings, improved illustrations, additional notes and enhanced information
- Renders its predecessor totally out of date
- Prices revised throughout
- You must not miss the 2020 'Part 1'.

R2813-20

STANLEY GIBBONS
THE HOME OF STAMP COLLECTING

To order, call **+44(0)1425 472 363**
email **orders@stanleygibbons.com**
or visit **stanleygibbons.com**

STANLEY GIBBONS | 399 Strand | London | WC2R 0LX
www.stanleygibbons.com

@StanleyGibbons /StanleyGibbonsGroup @StanleyGibbons

Digitised by the Department of Library Services in support of open access to information, University of Pretoria, 2024

SPINK

WHERE HISTORY IS VALUED

THE PHILATELIC COLLECTOR'S SERIES SALE

FEATURING THE COLIN NARBETH COLLECTION OF SUDAN

22 & 23 OCTOBER 2019 | LONDON

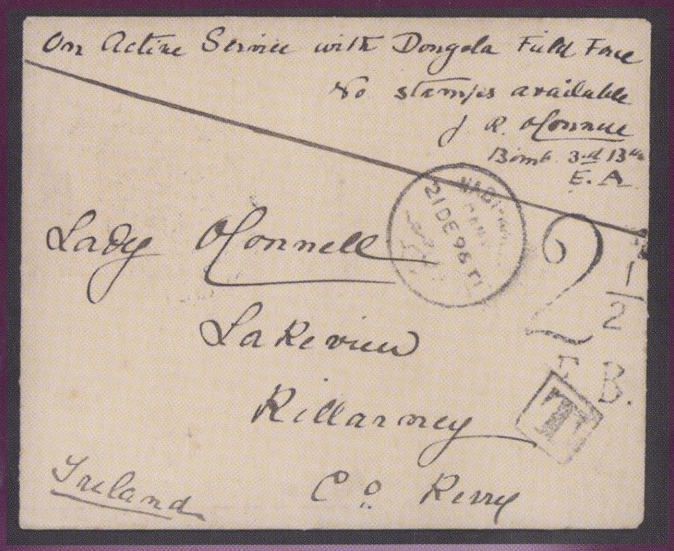

AND MUCH OF SOUTHERN AFRICA INTEREST

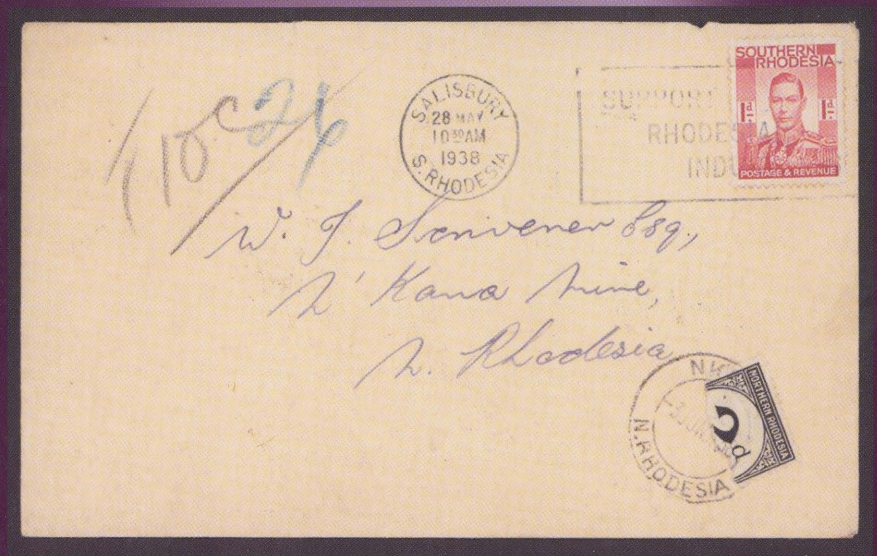

For more information contact David Parsons or Ian Shapiro:
Tel: +44 020 7563 4072 | Fax: +44 020 7563 4085 | Email: dparsons@spink.com
Tel: +44 020 7563 4000 | Fax: + 44 020 7563 4085 | Email: ishapiro@spink.com
69 Southampton Row | Bloomsbury | London | WC1B 4ET

#SPINK_AUCTIONS WWW.SPINK.COM

Digitised by the Department of Library Services in support of open access to information, University of Pretoria, 2024

International Philatelic Auctions

7. 9. 1979 at 2 p.m. Carlton Centre, Cape Room



Our First Live Auction!

Write for your free Auction Catalogue to P.O. Box 567 Johannesburg 2000.

Supplement to the S.A. Philetelist, 1st July 1979.

Digitised by the Department of Library Services in support of open access to information, University of Pretoria, 2024

Date of issue:
28th July 1979.
ORDER NOW!

the south african stamp colour catalogue 1980

Stamps of South Africa 1910 – 1979
South West Africa from 1884 – 1979
Rhodesia, including Southern Rhodesia,
Northern Rhodesia, Rhodesia
Nyasaland, Transkei, Bophuthatswana,
Venda and Zululand

Please send me _____ copy(ies) of the 1980 Colour Catalogue.
Postage free in South Africa only. Cheque, money order over R _____ enclosed.
Name
Address
Postal Code



R11
4th Edition

SPECIALISED CATALOGUE

Supplement to the S.A. Philetelist, 1st July 1979.

Digitised by the Department of Library Services in support of open access to information, University of Pretoria, 2024

DECEMBER 2019

The South African Philatelist

All about stamps

THE JOURNAL OF THE PHILATELIC FEDERATION OF SOUTH AFRICA SINCE 1932

volume 95:6. 957

www.sapa.africa



Postcards: Sixty-three thousand Chinese indentured labourers helped resuscitate South Africa's ailing gold mining industry



Cold Lang Syne!



British Explorers Trial Stamps



Military Railway Cachet

9 771812 164020

ISSN 0038-2566

Digitised by the Department of Library Services in support of open access to information, University of Pretoria, 2024

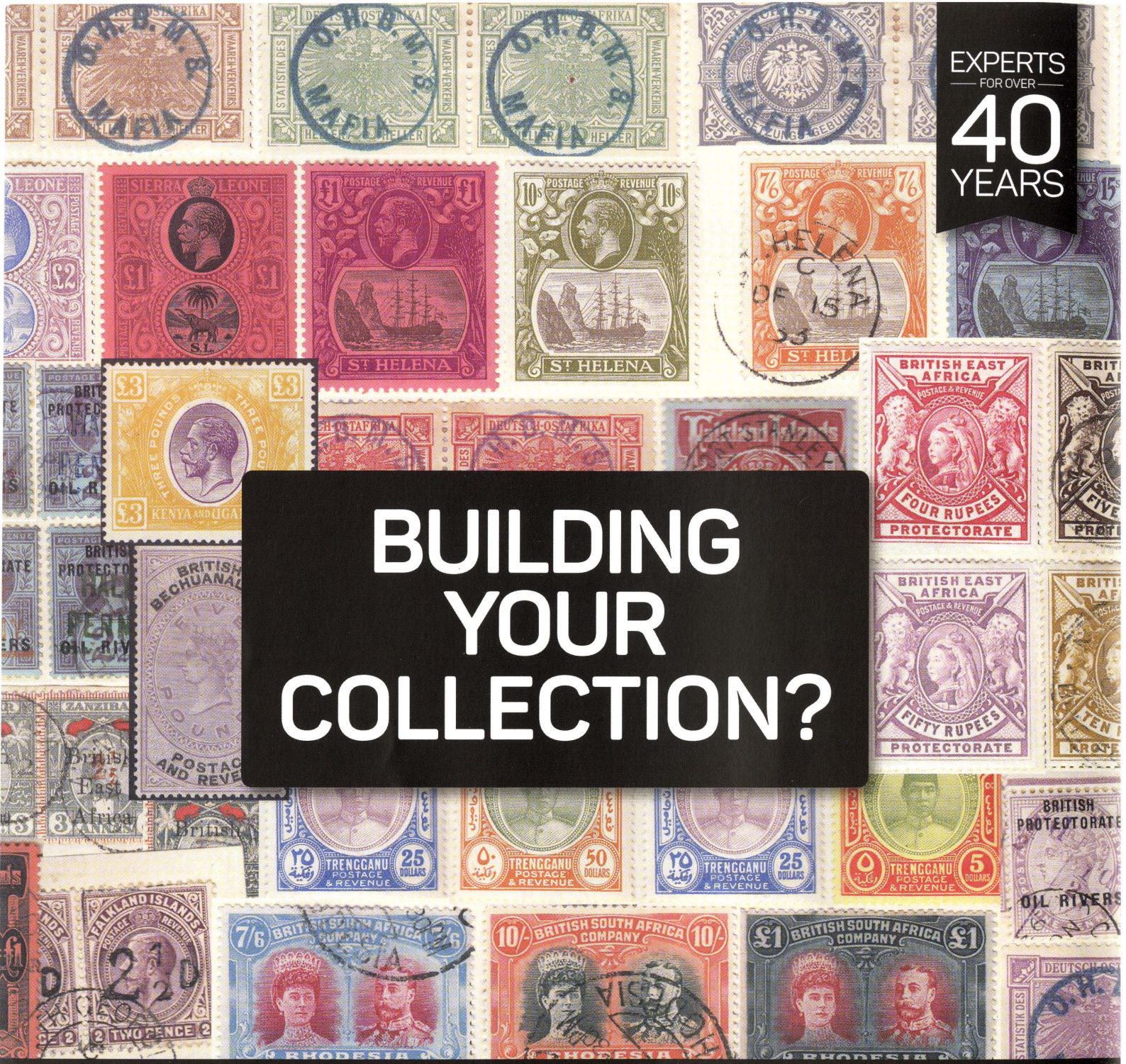

We have a series of forthcoming auctions featuring a
tremendous British Empire collection
formed during the 1950's & 1960's

view | register | bid at **www.sandafayre.com**

sandafayre
THE STAMP PEOPLE

email: **stamp@sandafayre.com** tel: **0044 1565 653214** web: **sandafayre.com**

SANDAFAYRE, PARKGATE, KNUTSFORD, WA16 8DX, UK. Follow us on:

Digitised by the Department of Library Services in support of open access to information, University of Pretoria, 2024

DECEMBER 2019 Vol 95 Number 6 Whole No 957

The South African Philatelist

Contents

The Journal of the Philatelic Federation of South Africa
www.sapa.africa

Awards:
- Large Silver Hafnia 1994,
- Silver Bronze Pacific 1997,
- Vermeil APS Stampshow1999,
- Large Silver Egoli 2001,
- Federation Plaque 2004,
- Silver España'06, Literature Award 2006,
- Large Silver NZ Literature Exhibition 2007,
- Large Silver JAKARTA 2008,
- Large Vermeil IPHLA 2012.

REGULARS

200 Letter to the Editorial Board
200 Closing dates for future issues
202 Phun with Postmarks
207 The 'ABC' of Stamps
215 Errors on Stamps
228 New Stamp Issues
229 Society news

ADVERTISERS

198 Sandafayre
201 Doreen Royan & Ass.
203 John & Mark Taylor
207 Janssen Stamps
213 SAPDA
228 Stamp's Friend
231 Stanley Gibbons
232 Spink

HAPPY HOLIDAYS & SEASONS GREETINGS

FEATURES

201 Algoapex 2020
Patrons wanted
203 London 2020 Exhibition
70% accepted
Commissioner Patrick Flanagan RDPSA
204 Night of Cold Lang Syne
by David Wigston
206 Obituary: Chris Wollbrandt
206 SAVPEX 2020 & Junass
by Dr Neil Cronjé RDPSA
208 British Explorers: why the difference by Lawrence Barit
210 Official Correspondence from Paul Kruger as Commandant-General of the ZAR
by Dr Gerhard Kamffer RDPSA
214 Entertainments Tax Part 3
by Dr Ian Matheson RDPSA FRPSL
216 European Curios
by Chris Mobsby RDPSA FRPSL
218 Cape Town 2021 - Patron of the Exhibition: past President Motlanthe
by Dr Gerhard Kamffer RDPSA
219 Chinese Indentured Mineworkers on The Rand - 1904 to 1910
by André Du Plessis
223 Collectable Postcards / Julia Birkhead
by Emil Minnaar RDPSA
224 A Revision of Postal Stationery and Censor Marks - SA Prisoner of War Camps & Internment Camps in WW II
by Dr Jim Findlay RDPSA
227 A surprise find in a box ...
by Sean Burke

THE EDITORIAL BOARD
Alan Rose: roses@wol.co.za
Moira Bleazard: bleazard@telkomsa.net
Robin Messenger: messenger.robin@gmail.com
Janice Botes *Production Editor*: janice@gdb.co.za
David Wigston: speedbird.imperial@gmail.com
Peter van der Molen RDPSA, FRPSL: molens@pixie.co.za

EDITORIAL CONSULTANTS
Alex Visser : alex.visser@up.ac.za
Michael Wigmore RDPSA: dcrocker@lando.co.za
Chris Mobsby RDPSA, FRPSL: mobsbychris8@gmail.com
Gerhard Kamffer RDPSA: kamffer@netactive.co.za

FEDERATION SECRETARY
Jill Redmond RDPSA: pfsasec@mweb.co.za.
Tel: +27 (0) 11 917 5304

PRODUCTION & LAYOUT
Janice Botes: janice@gdb.co.za
Tel: +27 (0) 11 454 5940

All South African stamps are reproduced with the permission of SAPO
Post Office



Digitised by the Department of Library Services in support of open access to information, University of Pretoria, 2024



Correspondence to THE SA PHILATELIST should be addressed to the Editorial Board. Material received is most welcome and will be reviewed. Articles, letters and items of interest may be published and stand the chance of being rewarded with a STAEDTLER writing gift.

Sponsored by STAEDTLER®

PLEASE NOTE:

Enquiries regarding subscriptions and membership can be referred to Jill Redmond RDPSA at pfsasec@mweb.co.za Tel: +27 (0)11 917 5304

Contributions and **letters** for the publication must be forwarded to the Editorial Board of *The SA Philatelist*, PO Box 131600, Benoryn, 1504. South Africa or email: janice@gdb.co.za

Subscription & circulation:
Annual subscription rate for 2019 in South Africa is R324.00. For SADC countries, the subscription is R600.00 per year. International overseas, the subscription is R800.00 per year. These prices all include postage via airmail.
The 2020 rates will be available on the official website early in the new year.

Should you have enquiries or wish to subscribe, please communicate with the Membership Secretary/Subscriptions Manager: email: pfsasec@mweb.co.za

Publication: This journal is published by ***The Philatelic Federation of South Africa***. The Secretary is Jill Redmond RDPSA. P O Box 9248, Cinda Park 1463. email: pfsasec@mweb.co.za
Tel: +27 (0) 11 917 5304

Advertising: Rates available from the Advertising Manager, Box 131600, Benoryn, 1504
or email **The Production Editor:**
Janice Botes email: janice@gdb.co.za

Postage Due Mail Study Group Journal

Are you aware of the **Postage Due Mail Study Group**?

Their latest journal may be of interest.

The journal pdf file size is 21MB so they would suggest sending it using **WeTransfer.**

In case you're not familiar with this file transfer service: you receive email notification of it being ready to download in about 15 minutes. Then simply follow the instructions to download to your computer.

You may want to join this Group - they have just over 100 members and issue their Journal and a more basic Newsletter, every quarter.

There are postal and electronic membership options. For more details have a look at their website: http://www.postageduemail.org.uk/

Bob Medland, Secretary & Treasurer
Postage Due Mail Study Group
email: secretary.pdmsg@gmail.com



The South African
VIRTUAL
Philatelic Exhibition
Held under the auspices of the Philatelic Federation of South Africa

SAVPEX 2020

Saturday & Sunday, 22 & 23 Aug. 2020 at Kopano Nokeng in Bloemfontein, Orange Free State, South Africa.

See page 206.

DISCLAIMER:

The views expressed in this publication do not necessarily represent those of the Philatelic Federation of South Africa. While every effort is made to ensure accuracy and honesty in the editorial columns of this magazine, the publisher and editor cannot be held responsible for inaccurate information supplied and consequently published. Publication of articles is subject to availability of space and cannot be guaranteed in each edition. Copyright for material published in this magazine is strictly reserved. Illustrations are not necessarily actual size because of space constraints.

EDITORIAL POLICY:

The Editorial Board reserves the right to accept or decline any articles, letters or any other material submitted for publication, and reserves the right to effect minor changes of spelling, punctuation, grammar and word choice without requesting prior permission from the author(s). For more substantial revisions, such as shortening or restructuring, either the Board will request the author(s) to effect such changes or will propose amendments to the author prior to publication - if no agreement can be reached then publication will be declined.

PRESS RELEASE

NEW SEASON AT A NEW HOME



President Richard Stock FRPSL (right), thanks Ian Greig FRPSL for arranging the display of material from The Royal Philatelic Collection shown to the Society at its first meeting of the new season.

The Royal Philatelic Society London proudly opened the doors of its new premises for the first meeting of the season on 12 September. The Society's home is now at 15 Abchurch Lane, in the City of London, a short walk from Bank Underground Station.

It was highly appropriate that, following tradition, this first meeting should give members the privileged opportunity to see material from The Royal Philatelic Collection, shown by gracious permission of Her Majesty The Queen. The areas chosen were New South Wales and Western Australia, with over 200 members present to enjoy the superb material on display.

This was followed on 26 September by displays given by Fellows and Members of the Society living in the north of England. A diverse range of material was presented by no fewer than 28 members who, in the words of Peter Cockburn FRPSL giving the Vote of Thanks, provided the 'opportunity to see a range of extraordinary, varied and interesting displays'.

Those wishing to visit The Royal Philatelic Society London at 15 Abchurch Lane, London EC4N 7BW, or be a guest at one of its meetings, are asked to contact the Administrative Office (020 7486 1044).

The SA Philatelist

Publication closing dates for **FINAL** submission of Advertising Material to avoid late delivery ; ***ARTICLES should be submitted in the month prior:***

•• ***February*** 2020	- Vol. 96 : 1. 958 **06/01/2020**
• ***April*** 2020	- Vol. 96 : 2. 959 **09/03/2020**
• ***June*** 2020	- Vol. 96 : 3. 960 **08/05/2020**
• ***August*** 2020	- Vol. 96 : 4. 961 **07/7/2020**

Digitised by the Department of Library Services in support of open access to information, University of Pretoria, 2024

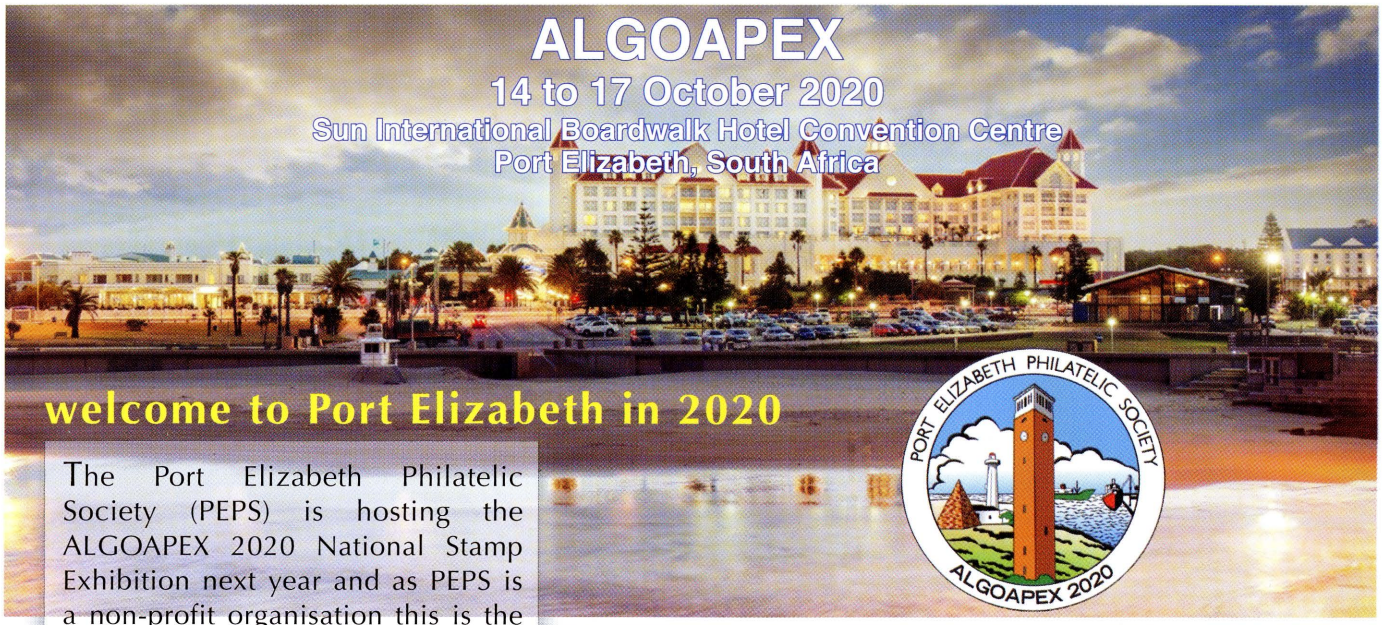

The Port Elizabeth Philatelic Society (PEPS) is hosting the ALGOAPEX 2020 National Stamp Exhibition next year and as PEPS is a non-profit organisation this is the first call for patrons, people who know possible patrons, people who know people that know possible patrons, people ... ok, you all get the picture, we will require funds to host the exhibition. Please either get hold of people or break open your bank vaults. See table alongside for benefits of becoming an ALGOAPEX 2020 patron.

Patron class	Amount (R)	Benefits
Silver patron	1 000	mention in exhibition catalogue.
Gold patron	10 000	free half page colour advertisement in exhibition catalogue and one place citrus farm tour.
Platinum patron	40 000	free full page colour advertisement in exhibition catalogue, two places citrus farm tour and two Palmares banquet tickets.
Diamond patron *(naming rights)*	250 000	naming rights, free full page colour advertisement (any placement) in exhibition catalogue, free dealer stand, two places citrus farm tour and two Palmares banquet tickets.

For further information or should you wish to become an ALGOAPEX 2020 patron, please contact either Rodney (rhmaclachlan@gmail.com) or Francois (francois@softchem.co.za).

SPECIALISTS IN THE RARITIES, ERRORS & VARIETIES OF SOUTHERN AFRICA, G.B. & THE BRITISH COMMONWEALTH

Doreen Royan
& Associates (Pty) Ltd
Fine Postage Stamps (Established 1982)

Tel: +27 (0)11 706 1920
www.doreenroyan.com
royan@icon.co.za

SOUTH WEST AFRICA



1923 Kings Heads
4d. orange and green (shades)
Setting IIIA
SUPERB MINT
B.P.A. Certificate (2017)
VARIETY, 'WATERMARK INVERTED'. SACC 30d.

Price on Request

OUTSTANDING AND EXCEPTIONALLY RARE
THIS IS CONSIDERED TO BE THE RAREST OF ALL SOUTH WEST AFRICA VARIETIES!

Digitised by the Department of Library Services in support of open access to information, University of Pretoria, 2024



Phun with postmarks

by Alex Visser RDPSA, Pretoria Philatelic Society Email: alex.visser@up.ac.za

With this issue we are able to celebrate a milestone (or should it be kilometre marker since we metricated) as this is the 60th Phun with Postmarks column, which completes ten years of publication. I wish to thank my many collaborators for the support and material over the years.

Hoopstad and Hopetown

Are these names for the same town in two official languages? Indeed not. It is interesting to study the origin of these names. And the names do not relate to despair because of a weak economy or severe drought.

Hoopstad lies about 60km west of Welkom on the banks of the Vet River. In 1874 the Orange Free State Volksraad purchased the farm Kameeldoorns. In 1876 the N.G. Presbytery decided to establish a new congregation on this farm. The presbytery was indirectly named after A.P. Haupt, who surveyed the town. Initially it was Hauptstad, literally means 'chief town', which could be confused with Bloemfontein, the capital. A compromise was reached and the new town was named Hoopstad.

A post office was established in 1878, and has been operational since that time except for a short period during the Boer War. Datestamps reflect the different styles during the 120 years.

Hopetown in the Cape was established when in 1853 the inhabitants of the region approached the Graaff-Reinet Presbytery to establish a village and congregation on the farm Duvenaarsfontein. The town was founded in 1854, and lies 114km south-west of Kimberley. It was named after Maj. William Hope, the Auditor-general of the Cape Colony and acting Secretary of the Colonial Government. The post office was first listed in the Colonial Estimates in 1856, and has been operational since that time.

Since the provinces were independent postal authorities before the formation of the Union, Natal also established a Hopetown Post Office, which was listed from 1895 until 1899 when it was renamed Krantzkop. It is in the vicinity of Greytown. No indication was found as to the origin of the name. Postmarks of this short-lived office are rare, and only a POA number 6 and a single circle datestamp have been recorded.

It is evident that the names are not related as might be expected, and have completely different origins. Examples of early and later postmarks are shown in Figs.1a to e.



Fig.1: Range of postmarks for Hoopstad (a, b), Hopetown Cape (c, d) and Hopetown Natal (e).

Another centenarian bites the dust

The Arcadia Post Office was closed recently and the last day of service was 30 October 2019. It was located on the north-west corner of Stanza Bopape (formerly Church Street) and Beatrix Street. The entrance is shown in Fig.2. The Arcadia Post Office was opened on 1.10.1915 and was known as Arcadia, Pretoria. All the early datestamps were inscribed thus. In 1954 the Pretoria part of the name was dropped in the post office listing, but the early datestamps continued to be used, and even new datestamps were inscribed Pretoria.

A listing of the earlier datestamps is given in Table 1, and the images are shown in Fig.3. Intriguingly, while doing the research for this article, I discovered that the earliest datestamps in my collection (augmented by Morgan Farrell) were from the late 1930s. There was nothing from the first 22 years or so. Perhaps readers are able to provide missing information and speculate why this should be the case.

Illustration	Earliest recorded	Latest recorded
Figure 3a	15.6.1937	18.12.1963
Figure 3b	31.7.1942	21.1.1978
Figure 3c	16.11.1965	7.7.1969
Figure 3d	28.12.1953	5.7.1996
Figure 3e	19.7.1975	9.1.1991

Table 1: Listing of earlier datestamps Arcadia.

In the period up to the mid-1970s there were only two or three datestamps. At its heyday from mid-1970s datestamps up to counter code 9 were recorded. This continued up to closure in 2019, and examples of post-2000 datestamps are shown in Fig.4.

Three relief cancellers have been recorded, one from 1965 and the other two used concurrently in 1980/1. The datestamp shown in Figure 3c had an unusually short life of less than 4 years, and may have served as a relief canceller although the style is not that of a relief canceller.

I often hear that there is no point in collecting postmarks of the larger centres as they are common. The information on Arcadia disputes this statement. Furthermore, smaller offices process all the mails, whereas only registered or other serviced mail items are datestamped. Regular mail would be sent to Pretoria where it is cancelled by machine, with slogans or wavy lines.

Are readers able to assist with the missing first 22 years with earlier or later recorded dates?



Fig.2: Arcadia post office Pretoria.



Fig.3: continues on the next page.

Digitised by the Department of Library Services in support of open access to information, University of Pretoria, 2024

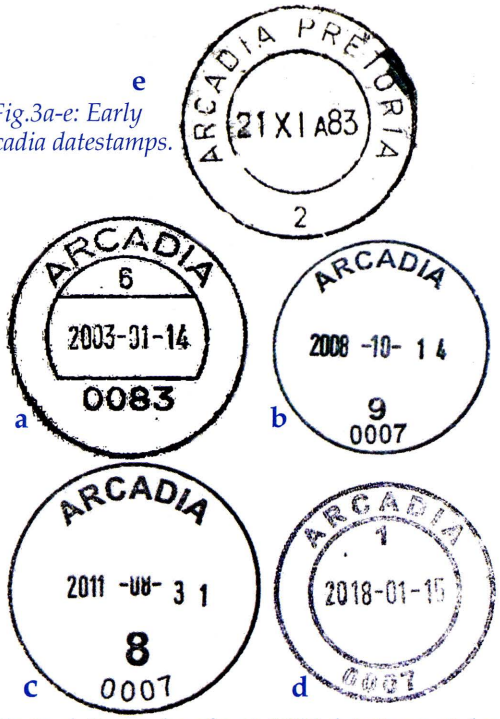

Fig.3a-e: Early Arcadia datestamps.

Fig.4a-d: Examples of post-2000 datestamp styles.

Die oorsprong van plekname is nie noodwendig wat ons sou raai nie. In hierdie rubriek is drie plekname ondersoek wat moontlik in Afrikaans en Engels dieselfde betekenis sou kon wees. Daar is geen verwantskap tussen Hoopstad in die Vrystaat en Hopetown in die Kaap of Natal nie. Die sluiting van nog 'n bekende poskantoor baken, naamlik Arcadia in Pretoria, na meer as 120 jaar is bewys van die veranderde posbehoeftes en die poskantoor se gevolglike verskuiwing in fokus vir oorlewing. Selfs in die groter sentra kom ons skielik agter dat die posgeskiedenis onvolledig is. Wie kan help met stempels van die eerste 22 jaar van die poskantoor se bestaan tussen 1915 en 1937?

SOUTH AFRICA WILL BE WELL REPRESENTED AT LONDON 2020

Seventy per cent of the South African entries have now been accepted. This translates into 15 exhibits totaling over 80 frames, or over some 1280 pages. It is made up of a broad range of subjects including inter alia, Traditional, Postal History, Stationery and One Frame Classes. The London Exhibition in May 2020 is split in two halves to enable as many entries as possible to be accommodated. This means that each accepted exhibit will be on display for 4 days. It also means that the Jury will haveto do 2 rounds of Judging.

The exhibition is proving to be very popular with not only the over subscription by exhibitors - I understand close to 100% over-subscribed, but all dealers stands are sold out. The customary Spring Stampex which usually tales place at the same venue will not happen, as dealer activity will concentrate on the London 2020 Exhibition. An extensive social programme is in place.

The venue, the Business Design Center in Islington, North London is well located on London Bus and Underground routes (Angel Underground Station is a three minute walk). Many hotels across a broad range of prices are in walking distance, as are numerous fast food and restaurant options.

2 2 LONDON

London 2020 Specialised World Stamp Exhibition 2- 9 May 2020

JOHN & MARK TAYLOR



NATAL - 1887 Power of Attorney concerning the Gordon family of Barberton, formerly Pietermaritzburg. Charged at some 16/- (1 on reverse). A major rarity of the Colony.

A remarkable survivor, the stamps of fine colour.

From a specialised stock.

email address: markjtaylor@btinternet.com

Address: P.O. Box 37324, London N1 - 2YQ Tel: 020 7226 1503 Fax: 020 7359 7456

Digitised by the Department of Library Services in support of open access to information, University of Pretoria, 2024



Night of Cold Lang Syne

Twelve hours, one flight, two continents, no passport and zero baggage.

The day is New Year's Eve. The place is Sydney International Airport. The destination on the departure information screen for flight QF2902 reads *'Sydney'*. It's the longest domestic flight in the world. What's going on here?

This is a round-trip sight-seeing flight to the bottom of the world with all the perks of international travel but without the hassles. And you get to see Antarctica as Shackleton, Scott, Mawson, Hillary and Amundsen could never have imagined.

Flights to Antarctica are limited to a small window during the summer months, from December to February, when there is 24-hour daylight. The actual flight path followed is one of 19, dependent on the weather conditions on the day. The trip usually lasts some 12 hours with four hours over Antarctica. The extreme distance between Australia and Antarctica is well illustrated in Fig.1.



Fig.1: This stamp shows how far Antarctica is from Australia and how big Antarctica is in comparison. (Stamp issued 23 September 2008.)

The first Antarctic sight-seeing trip took place on 13 February 1977, departing from Sydney, with the second flight taking place six days later, on 19 February. Fig.2 is a cover carried on the third flight, 16 March 1977, which was late in the season. The flight was operated by a Boeing 707-338B (Fig.3). The route followed is shown in Fig.4. All told 36 Antarctic flights took place before they were stopped in 1979 when an Air New Zealand DC-10 on a similar sight-seeing trip flew into Mount Erebus during a whiteout with the loss of 257 lives. These early Qantas flights were fund-raising events for the Flying Doctor Service, Rotary and the Boy Scouts; all with an individual flight cover to record the event. However, the flights resumed on New Year's Eve, 1994, this time as charter flights organised by Croydon Travel, which continue to this day.



Fig.2: Third and final flight of the first season. Carried on Boeing 707-338B (shown in Fig. 3), registration VH-EAH City of Hobart, captained by A. Terrell, covering 8,360 km.



Fig.3: A Qantas Boeing 707-338B, marketed as a 'V-Jet' (seen on the tail), from the Latin vannus *meaning 'a fan' following the introduction of turbofan engines.*

The forbidding conditions in Antarctica require special considerations. Both pilots need to be skilled in Antarctic flying. Only a few Qantas pilots are qualified to fly this unusual route. The covers shown in Figs.5-7 and 12 indicate Captains John Dennis and Mal Stewart as being among the few regular pilots on Antarctic trips. Preparations start months before and require far more intensive planning than a regular flight. They are overseen by the Antarctic Charter Coordinator and the Qantas Meteorological Team (QMet). A

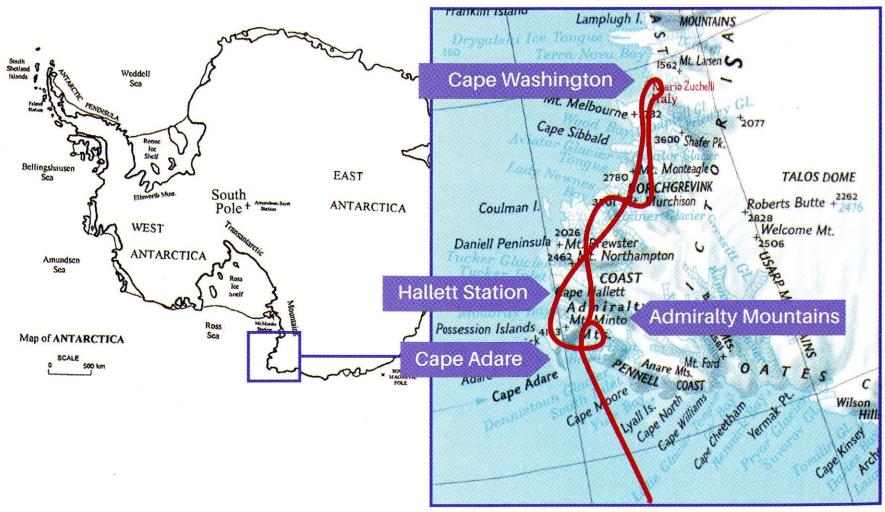

Fig.4: Route followed for the 1977 - 1979 Antarctic flights

Digitised by the Department of Library Services in support of open access to information, University of Pretoria, 2024

potential hazard for low-level flying are the many mountain peaks which can rise to 35,000m. The extreme cold can adversely affect altimeters while navigation which normally uses magnetic North cannot be used. Communication links also need to be set up with the various bases located in Antarctica. Safety is the prime consideration.

Thirty-six hours before departure, a detailed meteor-ological report is prepared for the flight crew so they can select a flight path that can avoid significant weather and cloud cover.



Fig.5: Postcard produced by Croydon Travel, trading as Antarctica Flights. Postmarked on arrival back in Sydney.

Armed with this information, a route to Cape Adare (Fig.4), via Tasmania and McQuarrie Island, can be planned. The flight itself is scheduled a year in advance. In addition to all the pre-planning, approval for the flight, based on the environmental impact, needs to be given by the Australian Antarctic Division (AAD) in Hobart. In the week before the flight, the aircraft gets an intensive maintenance check to ensure there are no technical issues; there are no diversion airfields which can be used in Antarctica! With an hour to go before departure, engineers check that the aircraft has been fuelled to the maximum of about 178 tonnes.

Also, on board are several Antarctic specialists who present different talks and documentaries to immerse the passengers in Antarctica history, wildlife and geography. The four-hour sector to reach 60°S presents the flight crew with a rare opportunity to mingle with the passengers (Fig.8) and answer their questions.

Three hours into the flight there is a murmur which moves through the cabin as passengers squash their faces up against the windows as chunks of ice become visible.

Soon pack ice spreads as far as the eye can see (Fig.9). Then, a sharp white line comes into view, blue on one side, brilliant white on the other. The Antarctic has been reached.



Fig.6: Cover postmarked on departure. Note the cachet Fly in the New Year with / Qantas.



Fig.7: Cover from the 2003/2004 New Year's Eve flight.

Passengers rush from one side of the cabin to the other.

Stationed in a section of the cabin are the scientists who make use of the opportunity to gather data (Fig.10) about such aspects as cosmic radiation and the earth's magnetic field.

This is a New Year's Eve party you are unlikely to forget. Being above 60°S there is 24-hour daylight so, as midnight approaches the sun is still shining brightly. As the magic hour nears, a countdown is given over the aircraft's PA system. Even the cabin crew enjoy themselves, donning paper crowns and dispensing champagne (Fig.11) while a jazz band wanders around the cabin playing old favourites. However, attention quickly returns to the landscape below. Any prospect of catching some sleep is out of the question. All too soon the flight path tracker on the seat-back screen shows the aircraft has turned north and is starting the long journey back to Sydney. There's still a celebratory mood on board as the cabin crew start to serve drinks and dinner. The moving map shows the flight has only covered a small corner of Antarctica (Fig.4) revealing the sheer size of the continent.

A special millennium aerogramme (Fig.12), called a Polargramme for the occasion, was printed



Fig.8: While en route to Cape Adare, the crew can use this time to interact with the passengers.

Digitised by the Department of Library Services in support of open access to information, University of Pretoria, 2024



Fig. 9: The first indication that the flight is nearing Antarctica is the sighting of sea ice.

an Antarctic sight-seeing flight to your bucket list, fares start at R12,000 for an economy class centre seat: by-the-way, you do swop seats half-way through the trip to give everyone a turn at a window. Of course, you could opt for a seat in Ice Class in the nose of the plane at R80,000. Bon voyage !



Fig.11: Bringing in the New Year with a different style.

with a 45c domestic rate stamp applied. The Polargramme was postmarked at Sydney International Airport on the day of departure and then postmarked again when the flight arrived back at Sydney the following day, which just happened to be the next year and a new millennium. Antarctica Sightseeing Flights (previously Croydon Travel) have been arranging a New Year's Eve annual flight since 1995. If you are tempted to add



Fig.10: In addition to sight-seeing passengers, the flight carries several scientists who conduct experiments. The scientists are usually located next to a door because of the extra space for their equipment.



Fig.12: A special Polargramme for the New Year's Eve millenium flight.

References

- Bennett, S. 2017. *Qantas chartered flight to Antarctica: What's it like to fly over the coldest continent on earth.* [O]. Available from https://www.traveller.com.au Website accessed: 24 September 2019.
- Halpern, A. 1997. AAT Qantas Antarctica tourist flights, 1977-1979 Cinderellas. *Polar Post,* 24(4):125-129.
- Platt, C. 2017. *Antarctica sightseeing flights from Australia: Qantas Jumbo's cool day trip.* [O]. Available from https://www.traveller.com.au/antarctica-sightseeing-flights-from-australia Website accessed 24 September 2019.
- Zupp, O. 2019. Left-seat chronicles: Magnificent desolation: Boeing 747 over Antarctica. *Airways,* May: 64-69.

OBITUARY

CHRISTIAN (Chris) JOHANNES WOLLBRANDT



Chris passed away on 24 September 2019 at the age of 89, after a serious illness bravely borne. Our condolences go to his widow Inge, his daughter Rosemarie, son Johannes and their families.

Chris was born in 1930 in Neurode, Schlesien, a former territory of the German Reich, today part of Poland. After spending six years in Barcelona, the family relocated back to Schlesien where they lived until after World War II. Chris completed his schooling in Düsseldorf and tertiary education in Reutlingen, where he qualified as an industrial chemist.

In 1954 Chris moved to New Zealand and Australia, but in 1958 he decided to return to Germany via South Africa. Whilst in South Africa he met Inge, and they were later married. His desire to work in other countries took the family to Pakistan, Switzerland and Germany. They eventually returned to South Africa where they settled permanently.

In 1958 Chris joined the South West Africa Stamp Study Group, the Philatelic Society of Johannesburg and the Wanderers Philatelic Society. In 1994, when the latter society relocated to the Country Club Johannesburg, renamed the Witwatersrand Philatelic Society, he joined the Wits Society as a home member. He was indeed a fine and experienced philatelist who was always happy to assist other collectors. His interest in philately included, amongst other fields, German South West Africa Wunderstempel, Zeppelin Mail, German East Africa during World War I, the Postal Emergency in German East Africa, other German colonies and territories and private mail covers spanning many years of his life. The South African philatelic community has sadly lost yet another top philatelist.

Herbie Schaffler, Wits Philatelic Society.

SAVPEX 2020

Saturday & Sunday, 22 & 23 August 2020 at Kopano Nokeng in Bloemfontein, Orange Free State, South Africa.

Together with this event, a hobby show also takes place. With food and drink and live music - we invite all clubs to participate and demonstrate their hobbies during this time. A number of stalls will be selling enticing items.

The Junior National Exhibition (JUNASS) is also happening and will be judged on site on Saturday, 22 August 2020. The prospectus will be available online and entry forms can be obtained from Dr Cronjé.

On site accommodation at a special rate is available to all members of Federation and participants in the show.

Dr Neil (JDE) Cronjé

<drjdecronje@gmail.com>

Digitised by the Department of Library Services in support of open access to information, University of Pretoria, 2024

The ABC of stamps

by David Wigston, East Rand Philatelic Society





EMBOSSED STAMPS (Part 2)

Lenticular stamps

Lenticular printing produces images with an illusion of the ability to change or move as the image is viewed from different angles. The image is made up of alternating thin slices from two different images which are then positioned beneath a lenticular lens so that only one set of slices can be seen at a time; if the viewing angle is changed, the second set of images can be seen, giving an appearance of movement.

Lenticular and holographic imagery are similar in that they give the impression of movement or depth, yet the process involved to produce these stamps is quite different.



Fig.6: A lenticular stamp, issued by Turkey 2012, showing movement of the dinosaur's head. Lenticular stamps are difficult to reproduce and often result in some form of 'ghosting' as seen in this example.

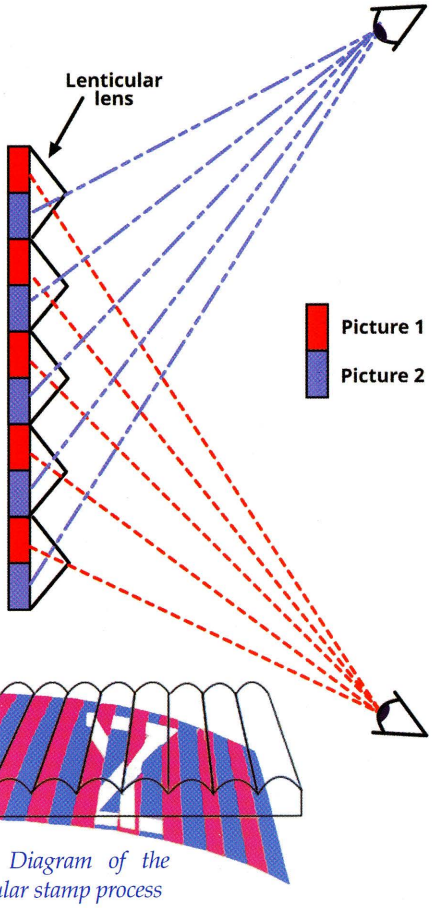

Fig.6: Diagram of the lenticular stamp process

Foil embossed stamps

This requires a combination process which needs the aligning of foil over an embossed image where the image and foil need to be matched precisely. In the example shown in Fig.7 the embossing creates a multi-dimensional look and feel to the stamp as compared to an example without embossing.



Fig.7: Canadian 2014 Year of the Horse issue.The stamps in the sheet are embossed (top image), while the booklet stamps (bottom image) are not.



Fig.8: The embossing can be easily seen on the back of the stamp.

STAMPS of SOUTH AFRICA

CAPE of Good Hope, Natal, Orange Freestate, Transvaal, Union of SA, Republic of SA, SWA & other Southern Africa

LIFE without STAMPS is possible, but useless !

JANSSEN STAMPS, P O BOX 404, SIMON'S TOWN, 7995

WWW.JANSSENSTAMPS.COM / TEL. 021 786 1548 (MO-FR 10 - 18) Email: info@janssenstamps.com

Digitised by the Department of Library Services in support of open access to information, University of Pretoria, 2024



BRITISH EXPLORERS: BUT WHY THE DIFFERENCE

by Lawrence Barit, Witwatersrand Philatelic Society

Introduction

On 29 April 2003, Great Britain issued a set of six stamps featuring British explorers. Entitled 'Extreme Endeavours', these multicoloured stamps each portrayed an achievement that brought the explorers into the limelight. As a historic record they follow a pattern with other British commemorative stamp issues. As an educational tool each of these six stamps achieves a simple and clear objective.

A question with respect to this set is why are there in existence a few copies of an almost identical set, but with noticeable differences from the issued ones?

The issued set of six stamps

The First Day Covers of the set were specially designed and postmarked to afford prominence to the explorers featured on the stamps. The *Endurance* envelope dated 29 April 2003, depicting Ernest Shackleton, illustrates this (Fig.1).

The other explorers featured are:

- **Amy Johnson** (1903 – 1941): Pilot pictured with bi-plane. She was the first woman to fly solo from London to Australia (Fig.2).
- **1953 Everest team:** Sir Edmund Hillary (1919 – 2008) and Tenzing Norgay (1914–1986) on the mountain. They made the first successful ascent of Mount Everest (Fig.3).
- **Freya Stark** (1893 – 1993): Explorer and writer depicted in the desert. She was the author of more than twenty books (Fig.4).
- **Ernest Shackleton** (1874 – 1922): Antarctic explorer pictured with the wreck of the *Endurance*. He led three expeditions to the Antarctic (Fig.5).
- **Francis Chichester** (1901 – 1972): Yachtsman featured with *Gypsy Moth IV*. He was the first person to sail single-handed around the world (Fig.6).
- **Robert Falcon Scott** (1868 – 1912): Explorer and leader of two expeditions to the Antarctic regions; one being the 1901 – 1904 Discovery Expedition and the other the ill-fated Terra Nova Expedition (Fig.7).



Fig.1.



Fig.2.



Fig.3.



Fig.4.



Fig.5.



Fig.6.



Fig.7.

The stamps were designed by Howard Brown, and printed by De La Rue Security Printers in sheets of 50. The colours are gold, black, magenta, greenish yellow and new blue. Perforation: 15 x 14.5. The printing process used was gravure.

The 'different' (trial) set

The visible differences with respect to the six subsequently discovered stamps, each similar to the issued stamps, have created a question mark as to how and why they originated. Gibbons, in its *Great Britain Concise Stamp Catalogue* 2016 edition states: *"Gummed perforated trials with alternative face values and/or designs are known (price from £500)"*. However, the Gibbons 2019 edition, though using the same words with respect to the six stamps, leaves out a price valuation. The British stamp dealer, Mark Brandon, states that there only four known sets of the 'trial' stamps, placing a value for the complete set of six 'different stamps' at £2,750. All six stamps are mint and gummed.

With respect to the differences between the trial stamps and the issued stamps, the common feature is that the Queen's head is in silver on the trial set, whilst the issued stamps have the Queen's head in gold. Furthermore, each of the six stamps has its own particular differences:

- **Amy Johnson** (2nd Class): This stamp has some major differences.

Digitised by the Department of Library Services in support of open access to information, University of Pretoria, 2024

Firstly, a different image of Amy was used on the issued stamp as opposed to the proof copy. Also, the words on the left hand side are distinctly smaller on the trial stamp as opposed to that of the issued one (Fig.8).

• **Members of the 1953 Everest team** (1st Class): Other than slight shade differences, the change is the size of the lettering on the left side of the stamp and the names Edmund Hilary and Tenzing Norgay were replaced by the words 'Everest Team'. This example, which is in a pair, is one of the four known 1st Class 'trial' stamps; one is in a gutter pair (Fig.9). The other three trial Everest stamps are believed to be singles. The issued set had one value per sheet of fifty stamps.

• **Freya Stark** (E): This stamp has slight shade differences which are difficult to discern (Fig.10).

• **Ernest Shackleton** (42p): Again, the words used on the left hand side have a different format to the proof stamps (Fig.11).

• **Francis Chichester** (47p): Here, the description on the left side is in a different format to that on the issued stamps (Fig.12).

• **Robert Falcon Scott** (68p): This stamp has distinct shade differences when compared to the original. In addition, the letters on the left hand side are again in a different format (Fig.13).

It is believed that there are a small number of five of the six stamps in existence. However, with respect to the 1st Class postage stamp (the Everest team) there are only four known copies, as stated by Brandon. The other individual stamps can therefore not complete any further sets.

It is common practice for values on stamps to change when a postal rate increase takes place between the date of the proof or trial and the eventual printing of the stamps. The issued stamps will then have the new increased 'face value' substituted for the originally intended value. The originals will then only exist in trial or proof format and when such stamps have already been printed, they will be destroyed.

It is interesting to note that despite Gibbons stating, *"with alternative face values"* (see above), the six discovered examples all have identical 'as intended' face values.

The four known sets have only changed with respect to the actual stamp content and not their monetary values. There has been no record of these stamps with alternative values having made an appearance and it is unlikely that any will, as the previous postal rate increase took place on 1 July 2002 (17th Commonwealth Games Manchester issue), some 7½ months prior to the issue of the British Explorers set.



Fig.8.



Fig.9.



Fig.10.



Fig.11.



Fig.12.



Fig.13.

The hinge mark factor could also be relevant. No hinge marks are said to exist on the 'trial' stamps. It is believed that most, though not all, British trial stamps distributed for purposes of inspection and scrutiny were placed on cards by means of a hinge and not sent as loose items.

Conclusion

The *'Extreme Endeavour'* stamps, which are different from the issued set, appear to originate from a trial or proof set; there seems to be no other logical explanation. For some reason adjustments were made to the originally proposed stamps and limited quantities of the unissued stamps made their way onto the market.

The Extreme Endeavours 'trial' stamps are not identical to the issued stamps. But this begs the question as to why if it is a 'trial' set was there any reason to change anything. The 'trial' stamps are in appearance perfect. Nor was any change necessary when there was no monetary difference, as the face values remained constant.

One cannot even say that the change was of a cosmetic nature (for example the Queen's head having a colour variation), as other modifications were made, in particular with the Amy Johnson stamp.

Hence, the second 'discovered set' with such a small known quantity, makes for an interesting and educational philatelic study.

Digitised by the Department of Library Services in support of open access to information, University of Pretoria, 2024

Official Correspondence from Paul Kruger as Commandant-General of the ZAR posted from Rustenburg in 1870

by Dr Gerhard Kamffer RDPSA, Pretoria Philatelic Society



Introduction

In 1850 the following villages/towns existed in the area north of the Vaal River: Potchefstroom, Klerksdorp, Andries-Ohrigstad, Krugerspost, Lydenburg and Zoutpansbergdorp. In 1858 a draft constitution was adopted by the Volksraad for the new state with the name: Zuid-Afrikaansche Republiek (ZAR). In the meantime the 'Republiek van Lydenburg' was integrated with the ZAR on 4 April 1860.

The establishment of Rustenburg as a district and a town

By 1850 settlements with government offices were in existence in Potchefstroom, Rustenburg, Lydenburg, Ohrigstad and Soutpansberg. In January 1851 the *Volksraad* (Parliament or People's Council) approved the establishment of Rustenburg and a *landdrost* (magistrate), P.J. van Staden, was appointed on 15 August 1851. In the next 20 years the population expanded in the Rustenburg district with the result that in 1873 it had the second biggest population in the ZAR after Potchefstroom, with a European population of 4,443.

The establishment of the Post Office in Rustenburg

The first postal law of the ZAR was approved by the Volksraad on 24 September 1859. This law entrusted the administration and control of postal affairs to a Postmaster-General, who also served as Postmaster of Potchefstroom.

On 15 June 1852, the Commandant-General was instructed by the 'Volksraad' to institute a postal service from Potchefstroom via Rustenburg to Lydenburg using couriers. Grobler indicates that the post office in Rustenburg was co-located with the magistrate's office in June 1852. In 1857 a postal service was initiated between Pretoria and Rustenburg. In November 1864 the Postmaster of Pretoria published a notice that the mail-cart would leave every Thursday at 14:00 from Pretoria to Rustenburg.

In 1868-1869 the income of the Rustenburg Post Office was the third biggest income after Potchefstroom and Pretoria (See table 1).

Table 1: Information extracted from the budget for the financial years 1868 - 1869

District – Post Offices	Income (6d per letter) £ s d	Postmaster's salary (£)	Office rent (£)
Pretoria	165 13 2	50	20
Potchefstroom: Potchefstroom P.O. Bloemhof P.O. Marico P.O.	1 143 10 6	75 10 10	20 3 3
Rustenburg	153 4 10	30	6
Lydenburg	11 5 0	10	3
Heidelberg	39 13 0	30	5
Wakkerstroom	48 14 4	10	5
Utrecht	6 12 2	10	3

The handling of Official mail in the ZAR according to the Postal Act of 1869

The Postal Act of 1869 made provision for the following:

- Art 14: In the main town of every district and in any other place determined by the Postmaster-General with the approval of the State President there will be a post office…
- Art 54: Letters to and from a military expedition are post-free within the State.
- Art 56: Letters and parcels on Official Service to be sent post-free, must have above the address the words *In Dienst* (On Service) and below, the name of the official sending the same, together with the date of posting.

The 24mm single circle datestamp introduced in 1869 in the ZAR

Article 31 of the Postal Act of 1869 read (in translation) as follows:

- Art 31: *As soon as the necessary datestamps have been issued to Postmasters, they shall be bound to mark each letter and parcel with the date of receipt and of despatch. Till such stamps have been made the Postmasters shall write the name of the office and date on the address of letters and parcels.*

The Act was published on 3 August 1869 and on 1 October 1869 Fred Jeppe the Postmaster General, ordered three 24mm datestamps for Potchefstroom, Pretoria and Rustenburg.

The earliest recorded date for a 24mm datestamp is a Potchefstroom mark dated 10 November 1869. Drysdall and Chilton illustrated a 24mm Pretoria postmark dated 25 December 1869. The earliest recorded date of the Rustenburg 24mm datestamp is 7 April 1876 as recorded by Van den Hurk and Drysdall. The earliest recorded date traced in the National Archives is almost six years earlier, namely 2 January 1870 (Fig.1).



Fig.1: The Rustenburg 24mm datestamp set at 'JA 2/70' struck on an official letter sent by the Landdrost at Rustenburg This is the earliest recorded date for the Rustenburg 24mm datestamp. (Source: NA, SS 119, p. 87).

Digitised by the Department of Library Services in support of open access to information, University of Pretoria, 2024



Fig.2: Extract from Jeppe's map (1899) of the Rustenburg-area showing the farm Waterkloof to the south of Rustenburg and the farm Boekenhoutkloof to the north of the town where Paul Kruger farmed. (Source: Jeppe's map of the ZAR.)

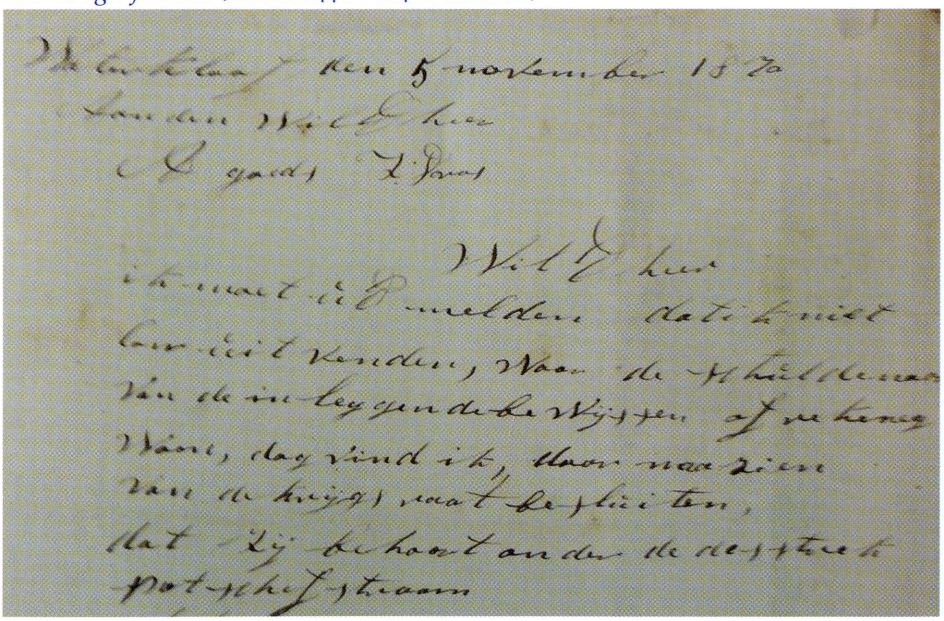

Fig.3: Top part of a letter written by Paul Kruger in his handwriting dated 5 November 1870 indicating the farm Waterkloof at the top left. (Source: NA, SS 119).

Paul Kruger and Rustenburg

Stephanus Johannes Paulus 'Paul' Kruger (10 October 1825 – 14 July 1904) was one of the most important political and military figures in 19th Century South Africa. He was President of the *Zuid-Afrikaansche Republiek* (ZAR) or Transvaal from 1883 to 1900.

In 1842, at the age of 16, the farm *Waterkloof* near where the town Rustenburg was proclaimed, and was allocated to him (Figs.2 & 3). In 1851 he was elected a field-cornet for one of the wards of the Rustenburg Commando. In his capacity as field-cornet he was part of the *'krygsraad'* that instructed A.W.J. Pretorius to negotiate the independence of the Transvaal 'Trekkers' north of the Vaal River. Later on in 1854 he was elected as Commandant of the Rustenburg Commando.

He also supported the first elected president of the ZAR, M.W. Pretorius, and advised him on various matters. He distinguished himself as a brave military leader. From a young age he showed interest in local politics and in negotiations with the British Government. In April 1863 he was elected Commandant-General of the ZAR, a post he held for a decade before he resigned soon after the election of President T. F. Burgers (Figs.4, 5, 6).

Kruger was appointed Vice-President in March 1877, shortly before the South African Republic was annexed by Britain as the Transvaal.

Over the next three years he headed two deputations to London to try to have this overturned. He became the leading figure in the movement to restore the South African Republic's independence, culminating in the Boers' victory in the First Boer War of 1880 - 81.

Kruger served until 1883 as a member of an executive *triumvirate*, then was elected President of the ZAR. In 1884 he headed a third deputation that brokered the London Convention, under which Britain recognised the South African Republic as a fully independent state.

Kruger left for Europe as the war turned against the Boers and the capital

Digitised by the Department of Library Services in support of open access to information, University of Pretoria, 2024



Fig.4: Paul Kruger as the Commandant-General of the ZAR. Photographed in 1872 by B. Mahler. (Source: Louis Changuion, Fotobiografie: Paul Kruger, 1825-1904, p. 11).

Pretoria was occupied by the British in June 1900. He spent the rest of his life in exile, refusing to return home following the British victory. After he died in Switzerland at the age of 78 in 1904, his body was returned to South Africa for a state funeral, and was buried in Heroes' Acre in Pretoria.

Conclusion

The Rustenburg Post Office was one of only three post offices in the ZAR that was issued with the 24mm single-circle datestamp in 1869. Furthermore, the history of Paul Kruger and Rustenburg is synonymous. This was where he developed as a military and political leader and was first elected as field-cornet and later as Commandant of the Rustenburg Commando. In 1863 he was elected as Commandant-General of the ZAR. He gained international renown as the face of Boer resistance against the British during the Anglo-Boer War (1899 - 1902. He was also a successful farmer who owned and worked several farms in the Rustenburg district. One of these farms was *Boekenhoutfontein*, whose buildings were devastated by the British during the Boer War. The farm passed to Kruger's descendants following his death in 1904 and was declared a national monument in 1971.

Sources:

- Bergh J.S., *Geskiedenis Atlas van Suid-Afrika, Die Vier Noordelike Provinsies*, J.L. van Schaik, Pretoria, 1998.
- Changuion, Louis, *Fotobiografie: Paul Kruger, 1825-1904*, Perskor-uitgewery, Johannesburg, 1973.
- Grobler, P.J.S., *Die Geskiedenis van die Poswese van die ZAR, PhD-studie*, UNISA, 1956.
- Kamffer, Gerhard, *From Manuscript to Postmark 1859-1881, A study of the development of postmarks and handstamps in the Zuid-Afrikaansche Republiek* published in *The Transvaal Philatelist*, February 2000.
- Kruger, D.W., *'Kruger, Stephanus Johannes Paulus'* in Suid-Afrikaanse Biografiese Woordeboek, Deel 1, Tafelberg Uitgewers, Kaapstad, 1968.
- Meintjes, Johannes, *President Paul Kruger: A Biography* (First ed.). London: Cassell, 1974.
- National Archives (NA), Pretoria: Staatsekretaris (SS), SS119.
- Van den Hurk, G, and Drysdall A, *Handstamps, datestamps and cancellers of the first South African Republic and Transvaal 1859-80, The Transvaal Philatelist*, v. 27, no. 4 (104), 1992.
- Wikipedia, the free encyclopedia, Paul Kruger, (https://en.wikipedia.org/wiki/Paul_Kruger), Downloaded on 11 October 2019.



Fig.5: above - An official letter sent from Rustenburg by Paul Kruger in his handwriting and in his capacity as Commandant General of the ZAR to Potchefstroom addressed to M.W. Pretorius as State President. The Rustenburg 24mm single-circle datestamp set at 24 July 1870. Note the signature of Paul Kruger in the left bottom corner (Source: NA, SS 119)



Fig.6: at right - An official letter sent from Rustenburg by S.J.P. (Paul) Kruger in his capacity as Commandant General of the ZAR to Potchefstroom on 15 November 1870 with the Potchefstroom arrival datestamp set at 'NO 15 70' (Source: NA, SS119)

Digitised by the Department of Library Services in support of open access to information, University of Pretoria, 2024

enjoy the advantages of professional advice and ethical trading offered by your SAPDA dealer

Eastern Cape

Johnson Philatelics (+27) 041 583 3159 rj@johnson.co.za www.johnson.co.za	**RSA Stamp Exchange** (+27) 072 104 4640 john@rsastamps.co.za	**Stamp's Friend** (+27) 082 554 8900 francois@stampsfriend.co.za www.stampsfriend.co.za

Gauteng

Alan Donaldson (+27) 011 788 9585 frankie@frankie-d.co.za	**Arcade Stamps** (+27) 011 454 2026	**Atlas Auctioneers** (+27) 083 272 9367 atlasauctioneers@lantic.net
Cosmo Philatelics (+27) 082 451 4470 dennis@cosmophilatelics.com	**DM Philatelics** (+27) 083 564 4601 dmphilatelics@gmail.com	**Doreen Royan & Associates (Pty) Ltd** (+27) 011 706 1920 royan@icon.co.za www.doreenroyan.com
Kenny Napier Stamps (+27) 083 444 0249 kenny.napier@mweb.co.za	**Mr Thematic** (+27) 082 566 3378 chrisb@asapcc.co.za	**Pierre Kriegler** (+27) 083 327 2953 pkrstamps@gmail.com
Rand Stamps Auctions (+27) 012 329 2464 paulvz@mweb.co.za www.rand-stamps.co.za	**RXR Stamps** (+27) 081 518 4553	
Stephan Welz & Co (+27) 011 880 3125 laurencef@swelco.co.za www.swelco.co.za	**Willie Kruger** (+27) 082 578 6879 cgh.stamps@gmail.com	

Western Cape

Andy Kriegler Stamps (+27) 028 754 1425 landy@global.co.za	**Crocker & Wigmore** **Professional Philatelists** (+27) 023 614 1424 dcrocker@lando.co.za
Janssen Stamps (+27) 021 786 1548 janssenp@iafrica.com www.janssenstamps.co.za	**Philatelic Friends** (+27) 072 597 1287 ken@philatelicfriends.com www.philatelicfriends.co.za

Overseas - Switzerland		**Overseas - Turkey**
Filat AG (+41) 079 444 4109 rj@filat.ch www.filat.ch	**Philaclassica AG** (+41) 061 261 7379 info@philaclassica.ch www.philaclassica.ch	**Zille22 - Stamps** rfresberg@email.de

Overseas - United Kingdom

Argyll Etkin Limited (+44) 020 7930 6100 argylletkin@yahoo.co.uk www.argyll-etkin.com	**Bill Barrel Ltd** (+44) 0147 659 4698 bill@barrell.co.uk www.barrell.co.uk	**D Morrison Ltd** (+44) 016 6682 2055 africonect@aol.com www.forpostalhistory.com
John & Mark Taylor (+44) 020 7226 1503 markjtaylor@btinternet.com	**Ritchie Bodily** (+44) 020 8255 1219 rbcollect@yahoo.co.uk	**Spink** (+44) 020 7563 4060/4072 dparsons@spink.com www.spink.com

Digitised by the Department of Library Services in support of open access to information, University of Pretoria, 2024

ENTERTAINMENTS TAX IN SOUTH AFRICA

by Dr Ian Matheson RDPSA,FRPSL, Philatelic Society of Johannesburg



Part 3. Orange Free State

INTRODUCTION

The Orange Free State introduced Ordinance 6 of 1917 *"to impose a tax upon payments for admission to entertainments; and to provide for the licensing of, and the payment of a license fee by promoters of entertainments"*.

It was declared that *"the tax by this Ordinance imposed may be denoted by means of an adhesive stamp or by a stamp impressed or embossed on the ticket of admission or by such other means as the Administrator shall prescribe by regulation"*.

A stamp was defined as any mark denoting the amount of the tax payable.

The manner of levying tax was to be by means of (a) Government stamped tickets of admission, which shall show the price charged for admission and the *stamp duty*, and which shall be obtainable at the face value of the stamp impressed upon them, or (b) special adhesive stamps to be affixed to the proprietor's own tickets of admission.

It is evident that the Government tickets and the adhesive stamps were both issued at about the same time. The latest Barefoot catalogue[1] states *"These designs were later directly imprinted onto tickets in dark purple to black"* after the section on adhesive stamps. This would appear to be incorrect.

THE STAMPS

All stamps had the same basic design - an orange tree and a springbok in a vertical oval, with the springbok replacing the lion and sheep from earlier crests. In our book[2] we subdivided the stamps into four different types, but there were sub-types within these categories. Few of the recorded examples are dated, so the dates were deduced by comparing the duties reported in each type with the gazetted tax rates, with the assumption that the stamps were prepared to match the required duties.

Type 1 (1917-26)

This type is characterised by an upper case 'D' in pence (Fig.1a and 1b). The two main subtypes show (a) a bold sans-serif numeral with a small 'D', and (b) a thin seriffed numeral with a large 'D'.



Fig.1a: Type 1 (Bold numeral, small 'D')



Fig.1b: Type 1 (Thin numeral, large 'D')



Fig 2a: Type 2 (Large numeral)

Type 2 (1927-39)

This type shows a lower case seriffed 'd' in pence (Figs.2a & 2b). Subtypes show the numeral varying from 1.8mm tall to 3mm tall and from narrow to wide.



Fig 2b: Type 2 (Small numeral)

Type 3 (1939-?)

The defining feature of this issue is the small sans-serif font used for the duty (Fig.3). The set was probably in use until the 1950s, but all Orange Free State entertainments tax stamps are very scarce, indicating that usage was infrequent and late dates are not yet recorded.



Fig.3: Type 3 (Small font)



Fig.4: Type 4 (shilling values)

Type 4 (1947?)

Type 4 includes the shilling values (Fig.4). They cannot be classified under types 1-3 as there is no 'd' on the duty plate. The set includes a 1/8d value, and that value was not required until 1947 (tax payable on an admission fee of 5/-), but the other values may have been produced earlier.

There are no recorded examples of decimal duties on OFS entertainment tax stamps.

GOVERNMENT TICKETS

Entertainment venues could purchase stapled booklets of tickets from the Administrator with a preprinted tax stamp of the appropriate value. The tickets showed the admission fee, so approximate dates of issue can be determined from the value of the printed tax stamp. There are again many minor differences in font and the relative position of the numeral and letter in the duty plate. Once again, they have been classified into types. The tickets were printed on different coloured paper to denote various tax duties (1d on grey-lilac, 2d on cream, 3d on orange-red, 4d on bright purple, 6d on grey or creamy-white). No shilling values have been recorded.

Bloemfontein Repertory Society

Type 1 (1917)

This type is similar to the adhesive stamps, showing an upper case 'D' in the duty plate (Fig.5). The ticket was printed in three portions, one for the patron, one for the proprietor, and one to present to the administrator, when required.



Fig.5: Upper case 'D'

Type 2 (1927?)

Again this type is similar to the stamps, the characteristic being a lower case 'd' in the duty plate (Fig.6a). Sub-types show different height numerals. Another sub-type has a missing stop after the value. The tickets were again printed in three parts, but later printings were

Digitised by the Department of Library Services in support of open access to information, University of Pretoria, 2024



Fig 6a: Lower case 'd' (vertical)

a little different. The fourpence is known with the stamp printed sideways across the perforations (Fig.6b), and the sixpence is known printed on a two part ticket. Maybe these later printings were printed in the 1940s or 1950s, as Government tickets were in use even after decimalisation in 1961.

The Decimal Issues

No complete unused tickets have yet been reported so it is uncertain whether they were printed in two parts or three, but the half tickets reported seem to have been printed in two parts. The stamps were printed across the perforations (Figs.7 & 8) and are known in both black and red. At least four different fonts are known on the black tickets and two on the red tickets. Only when more tickets come to light will it be possible to classify them into types.

It is not certain when the OFS entertainments tax was rescinded.

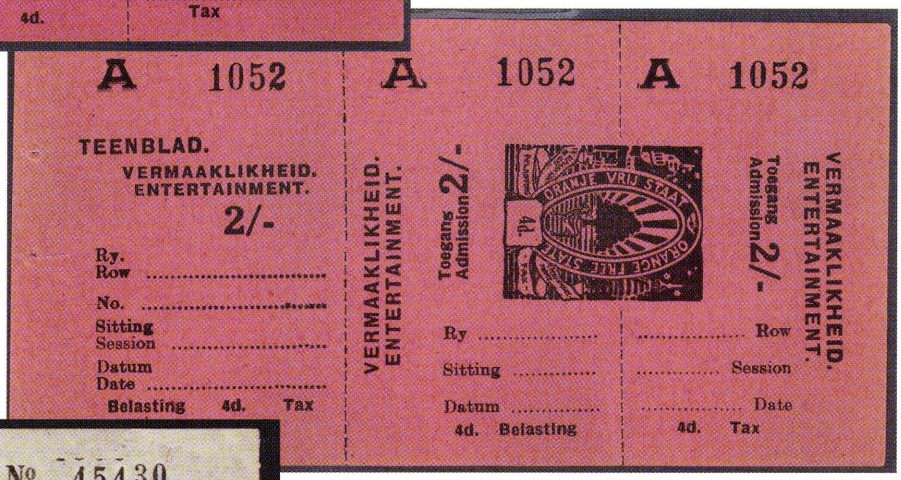

Fig.6b: above - Lower case 'd' (horizontal)

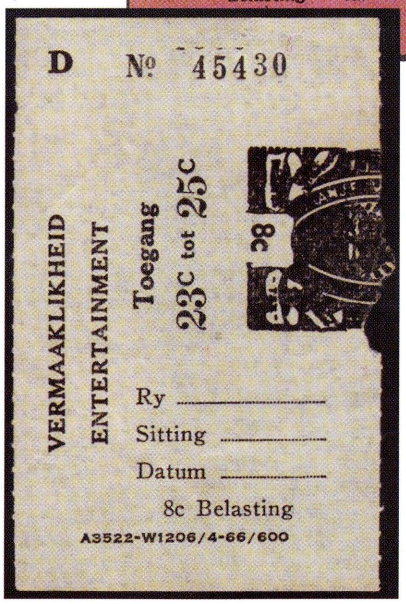

Fig.7: Decimal currency (black)



Fig 8: Decimal currency (red)

Ordinance 5 of 1979 described an amendment to the original act pertinent to horse-racing alone, but it is probable that tax on other forms of entertainment had already been abolished by that time.

References:

1. *British Commonwealth Revenues*. (2019) Page 452. Published by J.Barefoot Ltd.

2. *Entertainments Tax in South Africa*. (2017) Ian Matheson & Andrew McClellan. Pub. Revenue Society.

Comic Corner

Stamps that make you SMILE

by Volker Janssen, Fish Hoek PS and the Royal Philatelic Society of Cape Town

Episode 56

Errors on Stamps...

'INCORRECT NAME!'



1985 Albania issued two stamps for the 300th Anniversary of the famous German composer Johann Sebastian Bach (1685-1750). Unfortunately the Albanian Post made a big mistake by writing the surname without a 'C' on both stamps where it showed as Johan Sebastian BAH.

Digitised by the Department of Library Services in support of open access to information, University of Pretoria, 2024



EUROPEAN CURIOS

by Chris Mobsby, RDPSA, FRPSL, RNCP, Witwatersrand Philatelic Society

On reflection, I am obliged to confess that the vast majority of any contribution that I may have made to the scope of '*Philatelic Literature*' has been in the field of 'Cinderellas', that is to say those stamps and postal services that were limited in their scope, serving as in general they did, a limited area just as their other classification, that of *'Local Posts'*, would suggest.

Much of my own personal collection under the title of *'Issuing Authorities of the World'* has been devoted to these posts and, in order to illustrate them via the printed word, they tended to require a considerable amount of investigation.

The results of much of this research were reflected in a series of twenty-nine articles that were devoted to just such *'Local Posts'* and were kindly accommodated by *The South African Philatelist* in the ten years up until January 2014. However, my research, because of the nature of my collection, was not limited to 'Cinderellas' and for the August 2019 edition of the Journal, I submitted an article depicting five covers from my collection but devoted to non-Cinderella sources, each with a story to tell, and accommodated under the title of *'American Curios'*.

Now, as you will see, I have repeated the exercise for five covers of European origin each of which has, in my opinion, an interesting history.

Heligoland. My introduction to this continent is via a remote archipelago in the North Sea roughly equidistant at about 70 kilometres (or 40 miles) from the mouths of two German rivers, the Elbe and the Weser. This island of Heligoland has been likened to a miniature version of Scarborough! Yorkshiremen might, or then again might not, take this as a compliment. It has an area of roughly 1 square kilometre or about 250 acres, but why, you may ask, did such a minute settlement require its own stamps and, even if it did, why on earth should such stamps carry the portrait of Queen Victoria as shown in Fig.1?

For the answers to these questions, we need to go back to the beginning of the Nineteenth Century when the islands were administered by Denmark even though the population was largely German. In the course of the Napoleonic Wars (1803-1818), Admiral Horatio Nelson invaded the Danish capital of Copenhagen, which was to lead in 1810 to the cession of the island to Great Britain. Thus it was, that from 1887, Queen Victoria came to grace the early stamps of Heligoland. Her Majesty had, however, already made her appearance in Europe outside of Great Britain, namely on the stamps of the Ionian Islands-1859, Malta-1860 and Gibraltar-1886. In 1890, the island was ceded to Germany in exchange for that country's rights in East Africa, particularly in Zanzibar.

Rather distinctively, each of the stamps issued for the island appeared in the *'national'* colours, namely *'green the land, red the strand and white the sand'*. Due to a comparatively high catalogue value, forgeries of these stamps are not uncommon. This cover however received certificate No.144581 from the Royal Philatelic Society of London which confirmed that it is, in fact, genuine.



Fig.1: Heligoland

Pleskau is the German version of the name of the town of Pskov in Western Russia where local stamps or *'zemstvos'* had been issued between 1871 and 1910. During World War II, Germany invaded the district and, initially, overprinted the Russian stamps then in use with their name for the town. However, in 1941, an indigenous issue was authorised for the town and an example is shown on the postcard illustrated in Fig.2. Interestingly, the design of this stamp varies but little from the earlier *zemstvos* featuring as they all did the municipal coats-of-arms – a cloud with a finger pointing down at a lion beneath it. This postcard, on which the cancellation of the stamps features the name Pskov but rendered in the Cyrillic script, was sent to a resident of the town with the instruction that he should present himself for an interview at the local Labour Department. Briefly, these stamps were superseded by those of *'Ostland'*, literally East Land, as overprinted on German stamps but they in turn were replaced by ordinary Russian stamps when the Soviet Army reoccupied the town in 1944.



Fig.2: Pleskau

There must surely be some sympathy for **Alsace-Lorraine**. During the past 150 or so years it has undergone no fewer than four changes of nationality. Prior to 1871 and the Franco-Prussian War that pitted Napoleon III against Otto von Bismarck, the combined territory was accepted as a part of France. However, under the Treaty of Versailles it was

Digitised by the Department of Library Services in support of open access to information, University of Pretoria, 2024

ceded to Germany resulting in the departure of some 60,000 of the French-speaking residents who chose to flee to their homeland. The Germans had, in fact, established a postal service in Strasbourg, the capital, in August 1870 and issued a series of stamps that was denominated in cents as a sop to the French inhabitants.



Fig.3: Alsace Lorraine

The 10 cent pair featured in Fig.3 was used to frank a postcard on 7 June 1871. I'm afraid that the reproduction shown will not be detailed enough to reveal the burelage, a fine mesh-like background to the design on which the points of the network are, normally, pointing upwards. A rare variety has them pointing downwards but, sadly, I must admit that on my copy they are pointing up! It was only the Armistice at the end of World War II in 1918 that was to see Alsace-Lorraine returned to France. This lasted until 1940 when once again Germany occupied the territory and, this time, issued separate German stamps overprinted Elsaz for Alsace and Lothringen for Lorraine. Yet again, it was the end of a World War that saw Alsace-Lorraine returned to France where, at the time of writing, it still remains.

Georgia. The country which was for a while a monarchy but, at various times, had suffered invasions by the Romans, Arabs, Tartars, Persians and Turks, was to enjoy a brief independence as the Georgia National Republic after the Russian Revolution in 1918. It was, however returned to the Russian fold in 1923. Various stamps were issued in the interim including, in 1921, a set of nine ranging in value from 10 kopecks to 5 roubles. Although, apparently, they were actually printed, the lower values up to 1 rouble were never issued due to raging inflation. The 2 rouble value on the cover in Fig.4 featured Queen Tamara (1184-1212 AD) and, in this instance, has been overprinted to acknowledge the *de jure* recognition of Georgia by the League of Nations. The cancellation on this imperforate corner copy is that of the capital, Tbilisi (Tiflis).


Fig.4: Georgia



Fig.5: Lombardy & Venetia

In 1850, the Italian states of **Lombardy and Venetia** in the north of Italy which were, in fact, referred to as Austrian Italy, were granted stamps of their own because of their distinctive currency, the silver-based centesimi as opposed to Austria's paper kreuzer. As may be seen in the 30 centesimi value on the entire reproduced in Fig.5, the denomination is the only feature of the stamp that distinguishes it from those of Austria. Even so, these stamps were valid for use in Austria although the reverse was not true; Austrian stamps were not valid in Lombardy and Venetia.

Somewhat surprisingly, Lombardy was annexed to the distant island kingdom of Sardinia in 1859 while it was only in 1866 that Venetia was incorporated rather more logically into the Kingdom of Italy.

Digitised by the Department of Library Services in support of open access to information, University of Pretoria, 2024



International Philatelic Exhibition is Honoured to announce Former President Kgalema Motlanthe as Patron of the Exhibition

Former President of South Africa, Kgalema Motlanthe, a South African politician served as President between 25 September 2008 and 9 May 2009, following the resignation of the then President, Thabo Mbeki.

In a meeting at the offices of the Motlanthe Foundation in Houghton, past-President Kgalema Motlanthe accepted the invitation to take up the honorary appointment as Patron of the International Philatelic Exhibition (IPEX 2021), which is to be held in Cape Town, in March 2021.

Gerhard Kamffer RDPSA, together with Siphiwe Ngwenya from the Motlanthe Foundation, facilitated the meeting which was also attended by Emil Bührmann RDPSA, Chairman of the Organising Committee for IPEX 2021.

Emil Bührmann explained to former President Motlanthe that as part of the international campaign to promote philately, the Fédération Internationale de Philatélie (FIP) is focusing on developing interest within emerging economies, such as South Africa. To spearhead the drive for transformation in philately, Federation will host an International Philatelic Exhibition in Cape Town in March 2021, endorsed by FIP.

He further revealed that IPEX 2021 will be showcasing Gerhard Kamffer's internationally acclaimed and multi-award-winning exhibit *'The Road to Democracy'*, featuring letters written by Nelson Mandela from Pollsmoor Prison in 1985, as the main attraction.

Gerhard Kamffer had, on a previous visit, shown his collection to former President Motlanthe, who expressed great interest in the exhibit. The Chairman also confirmed the international status of IPEX 2021 which has been recognised as a significant event on the philatelic calendar. The organisers are, therefore, expecting a large contingent of overseas visitors, including from countries such as India, China, the USA, and increasingly from countries within the Southern African Development Community (SADC).



Fig.1: A First Day Cover, signed by President Motlanthe, with the special postage stamp issued for him on 30 January 2009. He was sworn in on 25 September 2008 as South Africa's third democratically elected President.

The Chairman also indicated that one of their key objectives is to expose more South Africans to their cultural heritage by exhibiting letters and documents that illustrate the struggle to attain democracy and the sacrifices that were made by ordinary men and women. To that end the organisers are planning an ambitious programme to transport school children from underprivileged areas to attend the exhibition. The Organising Committee are of the firm belief that their theme *The Road to Democracy in South Africa* and the drive to foster nation-building through the exhibition is impeccably aligned with the work of the Motlanthe Foundation.

It was an honour for Emil Bührmann, in closing, to personally extend the Organising Committee's invitation to former President Motlanthe to take on the role of Patron for IPEX 2021 in Cape Town. He confirmed that a Patron of past President Motlanthe's stature will considerably enhance the status of the exhibition in the international world of philately.

Former President Motlanthe graciously accepted the invitation and confirmed his willingness to serve as Patron for this event.





Fig.2: Gerhard Kamffer (left) handing over a book about Xhosa Chief Maqoma to the President as a gesture of appreciation for his willingness to serve as Patron for IPEX 2021 in Cape Town. Also present, Emil Bührmann, Chairman of the Organising Committee for IPEX 2021, and Sipho Majombozi (at right) standing next to President Motlanthe.

Digitised by the Department of Library Services in support of open access to information, University of Pretoria, 2024



CHINESE INDENTURED MINEWORKERS ON THE RAND – 1904 TO 1910

by André du Plessis, Pretoria Philatelic Society

Sixty-three thousand Chinese indentured labourers helped resuscitate South Africa's ailing gold mining industry in the aftermath of the Anglo Boer War.

One of the foremost tragedies of the Anglo Boer War (ABW) (1899 to 1902) was the shocking predicament of the black mine workers in the Transvaal. Almost all the 120,000 workers at the time were repatriated to their villages at the beginning of the war. Suddenly they had no employment, no money and not enough food to support their families.

The war came to an end on 31 May 1902 when the terms of surrender were agreed upon, and with the signing of the Treaty of Vereeniging (Fig.1).

Britain won the war and began a process of Reconstruction and Development.

Transvaal became a British Crown Colony and the Political Administration, as with the other three colonies, was controlled by members of a legislative and executive council, all appointed by British Administrators.



Fig.1: Miniature sheet issued on 17 May 2002 to commemorate the end of the ABW

Mines were already trying to catch up on the lost production of the idle years caused by the war, and overseas bankers eagerly awaited a stream of gold from the Witwatersrand.

Everybody was waiting and expecting a boom. The unfortunate reality was that Johannesburg was filled with the unemployed and most mines remained closed.

The mines depended upon unskilled black migrant workers who were so rapidly repatriated before the war.

Black workers were understandably reluctant to return to their old jobs and a shortage of labour resulted. The Transvaal Labour Commission reported a shortage of 129,000 labourers.

White mine workers, whose overall duties were managing and supervising, found themselves idle and with no apparent future.

Advancement was slow and the Rand was not making the progress expected.

Mining companies were loud in their complaints about the shortage of labour and sought to be allowed to recruit labour from abroad. Many suggestions for recruitment were put forward - Arabs, West Africans, Hungarians, Italians and Indians.



Fig. 2: Chinese mine workers

The relative successful importation of Chinese workers in California and Australia, encouraged the Chamber of Mines to seek permission to approach China and recruit Chinese labour under contract.

China was known for its large, hardworking and reliable, unskilled working force.

The Transvaal Government accepted the experiment after an agreement was reached between China and Britain in May 1904 for the importation of indentured labourers as unskilled workers to the Witwatersrand (Fig.2).

Many South Africans felt threatened by the prospect of large numbers of Chinese moving in. Labour unions and anti-Asian leagues protested the importation of the labourers. Government published the 1904 Transvaal Labour Importation Ordinance to regulate recruiting, shipping and conditions of the indentured labour service contracts.

It restricted the movement of the Chinese labourers as well as their rights within South Africa. Key restrictions were:

- Chinese labourers were to be employed on the Witwatersrand mines only, exclusively as unskilled labour.
- They did not have access to any higher paying jobs, except for the few employed as Chinese 'police boys'.
- They could not own any property, engage in any form of trade or pay rent for land.
- Their movements were restricted to the premises of the mine employing them and they could only leave the premises with a valid permit. Even with a permit, they were not permitted to leave the Witwatersrand magisterial district.

To mitigate the fears of white miners, Government listed 44

Digitised by the Department of Library Services in support of open access to information, University of Pretoria, 2024

jobs which were reserved for whites only. Recruitment commenced under the following conditions:

- Three-year indenture after which an application for an additional 2-year contract could be made to the Chamber of Mines
- Confined to unskilled labour in the Witwatersrand mines
- Compulsory repatriation
- Work at special, low rates of pay for at least six months to pay back the costs of recruiting and passage

Initially the focus was towards southern China as it was believed that the Southern Chinese were already accustomed to working abroad. It was soon realised that, mainly due to their extremely poor health, they did not represent a feasible labour group. From 1905, recruitment shifted to the northern regions of China, with the most successful recruiting grounds being those areas affected by the Boxer Rebellion in 1900.



Fig.4: Photo (truncated) from French magazine L'ILLUSTRATION of 6 Aug.1904 with caption "Arrival of the *Tweeddale*, bringing the first convoy to Durban: before the landing, the Chinese are photographed to record their data".

After recruits had passed medical screening, they were fingerprinted and issued with a unique number (engraved on a metal disc), a passport, some clothes and a salary advance of between £2 and £10. A total of 34 shiploads of Chinese labourers was despatched to South Africa, the journey between north China and Natal ports taking approximately 30 days by chartered steamship.

The pioneer workers arrived in Durban in June 1904 (Fig.3). Up to 1910 a total of 63,695 Chinese miners worked on the mines.

The identification process was repeated upon their arrival in South Africa when they were photographed again (Fig.4).

After their arrival on the Rand, photographers took advantage of the opportunity and several studios published postcards with photos of the newly arrived Chinese workers (Fig.5).

Only Chinese men were employed. Although provisions were made for accompanying wives, only six women were reported to have come to South Africa between 1904 and 1907.



Fig.3: Arrival of the first batch of indentured Chinese workers in Durban.

Towards the end of 1905 nearly 50,000 Chinese were employed on the mines with a remarkable effect on the industry. Gold production rose from £63 million (18.8% of the world's output) in 1903 to £104 million in 1905 (26.7% of the world's output).

The presence of these workers on the Rand also created employment for an extra 5,000 white men and the floating of at least another 300 mining companies on the Stock Exchange.

From Durban they were taken to the Witwatersrand by train (Fig.6) and placed with 62 different mines, from Springs on the East Rand to Randfontein on the West Rand, each providing its own on-site accommodation in the form of compounds (Figs. 7 & 8).



Fig.5: Chinese workers in front of their compound

An aspect of early South African mining was the compound system as a means of enforcing control and restrictions on unskilled migrant labour. Right from the start, black workers on the diamond mines in Kimberley were housed in compounds. This was replicated on the gold mines of the Witwatersrand. Variations in the quality of compounds existed with dormitories housing 50 or more men living like sardines in double-decker bunks. The rationale being that this would prevent desertion, combat drunkenness, and reduce the risk of theft

It was a system described by some as *"the most controlled form of labour short of slavery"* and is indicative of the cruelty thereof.

In 1903 the conditions of the compounds were generally so bad that the British Government insisted that the mines build new or improved compounds for the Chinese workers.

The very first group of Chinese labourers was allocated to the New Comet mine in Germiston on 22 June 1904 (Fig.7).

Initially the compound system was used to house convicts who had to serve part of their sentences as unpaid unskilled labourers.

Digitised by the Department of Library Services in support of open access to information, University of Pretoria, 2024



Fig.6: The train journey to the Witwatersrand mines took 27 hours.

It proved to be so successful that mining companies decided to implement it for migrant labourers as well. The system imposed total control over the worker whilst at the mine.

Their movements were restricted to the premises of the mining company employing them and they could only leave with a permit. However, even with such a permit, they were not permitted to leave the Witwatersrand magisterial district. For mine owners, the most beneficial aspect of the compound system was the tight control over workers that resulted in more productivity. Workers could not easily stay away from work with over 90% going to work every day.



Fig.7: Photo published in the French magazine L'ILLUSTRATION dated 6 August 1904 with caption 'The barracks of the Chinese at the New Comet mine.'

Due to their contracts, the Chinese were in effect a 'captive workforce' and forced to complete their 3-year contracts unless they could get the money to pay back their employer for all their recruiting expenses.To overcome the language barrier and to assist mine management and compound managers with communication, interpreters, writers, office boys and policemen were appointed (Fig.9).



Fig.8: Chinese workers inside a compound.

One Chinese policeman was appointed for every hundred Chinese workers.Unfortunately they abused their power and severely mistreated the labourers they were responsible for (Fig.10). It often happened that they were selling drugs and acted as dealers in gambling, which gave them more power over the workers. Living conditions in the compounds were atrocious with four to six men occupying a small confined space. It was overcrowded and provided very basic accommodation with an entire block sharing rudimentary ablution facilities. No privacy existed within the compounds with their communal bathrooms and toilets (Fig.11).

Very limited, or even no space was available for storage of personal belongings, and the men dressed and undressed in view of others (Fig.12).

For recreation the Chinese amused themselves by staging plays and organising cultural feasts (Fig.13).



Fig.9: Image from 'The Sphere' dated 14 January 1905.



Fig.10: Chinese policemen in uniform.



Fig.11: The communal bathing facilities.

Digitised by the Department of Library Services in support of open access to information, University of Pretoria, 2024

Apart from these they also carved miniatures, gambled, played fahfee and on occasions savagely fought each other to relieve boredom in the compounds.

At times, serious disorder among the Chinese workers emerged. Drug trafficking in opium was rife and gambling became an increasing problem. Vendettas were common and assaults, murder and suicide were prevalent in the compounds. Syndicates controlled gambling operations on all the mines where Chinese labourers were employed. These syndicates viciously pursued debt defaulters, many of whom were murdered or committed suicide to escape harassment.



Fig.12: Inside the Chinese compound of the Simmer and Jack mine on East Rand.

White 'Controllers' and Chinese police on the mines were notoriously corrupt and generally acted to facilitate such activities.



Fig.13: Performance within a compound.

In 1905-06, Britain's Foreign Labour Department recorded 13,532 convic-tions, of which 11,754 were for minor offences, amongst a labour complement of some 50,000. The Chinese labourers had no experience in mining underground as mining activities in China were surface related. After employment, complaints were received from the Chinese that they had not been informed they would have to work underground (Fig.14).

Other setbacks included the fact that they were unfamiliar with the tools of the trade and had never worked with explosives before. They often drilled into unexploded or misfired holes from previous blasting shifts, killing and injuring many in the process. Apart from their restrictive living conditions they had to deal with oppressive labour practices, and various manifestations of abuse and violence.

Underground they were routinely assaulted by white supervisors who could not explain how to do the work, but rather hit and kicked them 'to make them understand'. Violence also took place within the labouring populations and labour protests were brutally suppressed by the police and mine security.

An estimated 3,192 Chinese labourers died on the Rand between 1904 and 1909 - a mortality rate of nearly one in twenty.

Of these, 986 died as a result of causes directly attributable to their working conditions. The Chinese mineworkers became skilled in rock drilling - a task preserved for white miners, that had a dramatic impact on both white and black labour. Black miners who worked beside the Chinese benefited from their example, learning the necessary skills (Fig.15).

This transfer of skills contributed not only to the elimination of white unskilled labour, it also disrupted the position of white skilled labour. It faced stiff resistance from white labour who considered the Chinese unfair competition in terms of skilled and semi-skilled jobs.

Johannesburg was dragged once again into UK politics with the 1906 elections in Britain. Since day one, the Liberal party was against the introduction of Chinese labour in South Africa. In their election campaign they blamed the Conservative Party for the issue, accusing them the Transvaal



Fig.14: On their way to their next night shift.

administration and mine management of employing slave labour. It became a controversial issue amongst the Conservative Party's middle class supporters, who saw it as unethical. The working class also objected to the practice on the grounds that white emigration to South Africa could



Fig.15: White, Chinese and Black workers working underground in a Johannesburg mine.

Digitised by the Department of Library Services in support of open access to information, University of Pretoria, 2024

have created jobs for the unemployed in Britain. (Figs.16 & 17)

The Liberals were successful and swept the Conservatives out of office. Once the Liberals were in, the Chinese had to go!

In 1906 Britain restored internal self-government to the Transvaal with elections held in 1907 under the colony's new constitution. The former commander of the Transvaal's forces in the ABW, General Louis Botha, led his *Het Volk* party to a majority and became prime minister.

The *Het Volk* party used the complexity of Chinese labour as a handy platform for their political campaign, promising repatriation of the Chinese workers. They won the election and all further recruitment was stopped - it was the beginning of the end for Chinese labour in South Africa (Figs.18 & 19).

Black recruiting also started to pick up, and the Chinese repatriation was underway. The new Transvaal government decided against an *en masse* repatriation but by 1910 the last of the repatriates left.



Fig.16: British Liberal Party election poster.



Fig.17: British Conservative Party election poster defending the Chinese Labour policy on the Rand.

BIBLIOGRAPHY

- *City built on Gold:* L E Neame - pp 160 - 1
- *Fifty Golden Years of the Rand 1886 to 1936*: 1936 - 83 - 5
- *Gold! Gold! Gold!*: Eric Rosenthal, 1970 - pp 339 - 42
- *Like it was, The Star* 100 years in Johannesburg, 1987 - pp38 - 9
- *Chinese Indentured Mine Labour and the Dangers Associated with Early 20th Century Deep-level Mining on the Witwatersrand Gold Mines, South Africa:* Department of Anatomy, University of Pretoria, A. Meyer and M. Steyn – pp 1 - 6
- Personal research: Various Internet websites; https://www.sahistory.org.za; http://www.on-the-rand.co.uk (The Chinese on the Rand): https://core.ac.uk: https://www.reddit.com



Fig.18: Het Volk election poster.



Fig.19: Cartoon of Pres. Botha kicking Chinese workers back to China.

The author would like to bring to your attention that these Chinese indentured labourers were not the ancestors of our present day South African Chinese population.

It should also be noted that all the images used to illustrate this article have been truncated.

COLLECTABLE POSTCARDS

As a fund-raising endeavour for the 2021 International Exhibition, to be held in Cape Town, the next series of postcards have been prepared by the Organising Committee. The first of these sets was released in 2017.Official Postal Stationery showing a pre-printed 'Indica' of Standardised Postage. (Note: only 250 of these sets have been printed).

The postcards depict original artwork by Mrs. Julia Birkhead. This set of cards, sold in packs of 10 designs, are of indigenous birds. They were on sale at the East Rand 100 Exhibition held earlier in Benoni (4-7 September).



Now orders can be placed with Emil Minnaar by email: Emil@Minnaar.org. The selling price per pack is R200 plus R15 (local) and R65 (Foreign) postage and packaging.

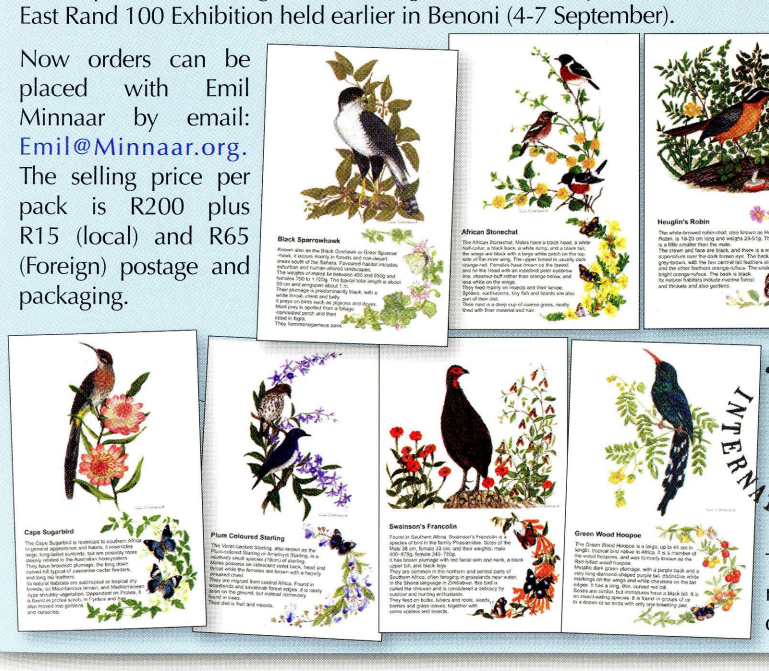

CAPE TOWN 17-20 MARCH 2021 INTERNATIONAL STAMP EXHIBITION

Payment may be made by EFT to the account of: Philatelic Federation of South Africa. Standard Bank - Branch Code: 012442. Account number: 023 304 669 or to our PayPal account: kiongacollector@gmail.com

The original watercolours, painted and framed by this renowned artist, and generously donated by her, were sold on auction at the East Rand 100 Exhibition.

Digitised by the Department of Library Services in support of open access to information, University of Pretoria, 2024

A REVISION OF POSTAL STATIONERY AND CENSOR MARKS USED IN SOUTH AFRICAN PRISONER OF WAR CAMPS AND INTERNMENT CAMPS IN WORLD WAR II

by Dr Jim Findlay RDPSA, Philatelic Society of Johannesburg.



Introduction

In the publication *'World War II: Prisoner of War and Internment Camps in South Africa and their Mail'* by J.B.R. Findlay and R. Ryan, published by the Philatelic Federation of South Africa in September 2003, details are recorded of postal stationery used by Italian and German prisoners of war (POW), as well as censor marks used on mail from prisoners of war and internees. Since publication, there have been additions to those that were recorded. This article records those previously listed, and new items since 2003.

The above publication contains details of the many camps and projects that involved the Italian POWs. The illustrations of the letter sheets and postcards shown previously remain valid.

Each POW letter sheet and postcard has the indication that postage is free printed on the address front panel ('Postage Free / Franco di Bollo') except Type 7. This suggests that the Post Office approved the free transmission of this mail and it can be considered as official postal stationery of the Union of South Africa.

Type No.	Printer	Order No.	Date	No. Printed	Remarks
1	G.P.	S.33530	1941-2	200 000	
2	G.P.	S.35490	1941-2	750 000	
3	G.P.	S.33782	1941-2	550 000	
4	C.T.	J.180794	3.42 [Mar. 1942]	3 500 000	Taglia qui*
4a	C.T.	-	11.42 [Nov. 1942]	500M	Taglia qui**
5	E.H.W.	None.	No date.	-	Taglia qui***
6	C.T.	M7373 L711461	15/9/43 [15 Sept 1943]	3 000 000	Tagliare lungo questa linea*
7	G.P.	S.36237	1942-3	200 000	'PRIGIONIERE' (not 'I')
8	G. & S.	-	1942 (?)	-	'500M/11/42'
9	G.P.	S.35097	1942-3	720 000	

G.P. = Government Printer. C.T. Ltd. = Cape Times newspaper.
* Taglia qui = Cut here; Tagliare lungo questa linea = Cut along this line.
** Chris Oliver collection. (Also confirmation of Type 9).
*** The late John Dickson collection

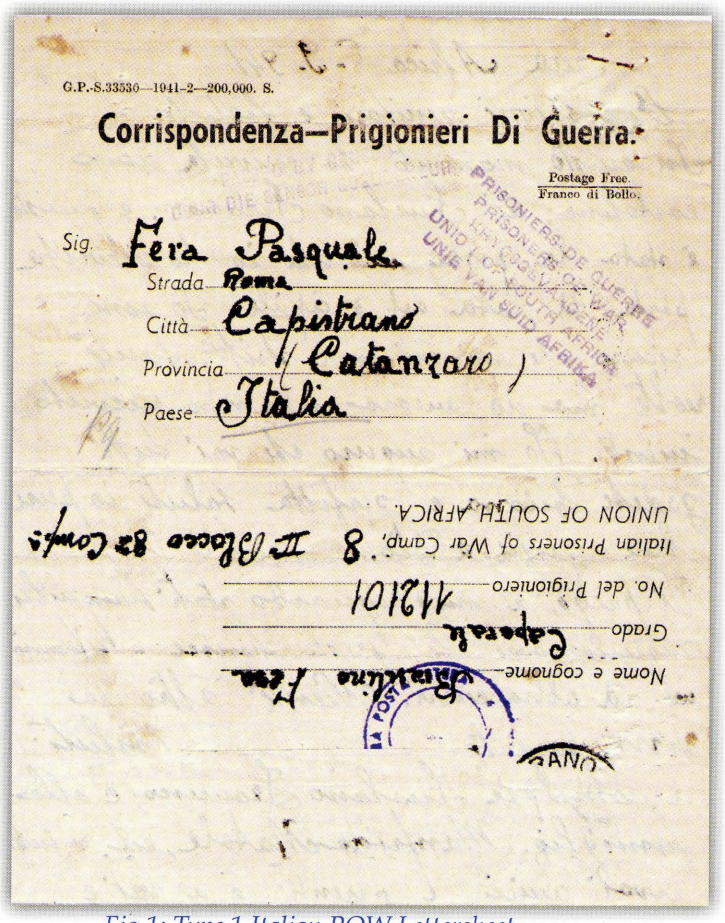

Fig.1: Type 1 Italian POW Lettersheet.

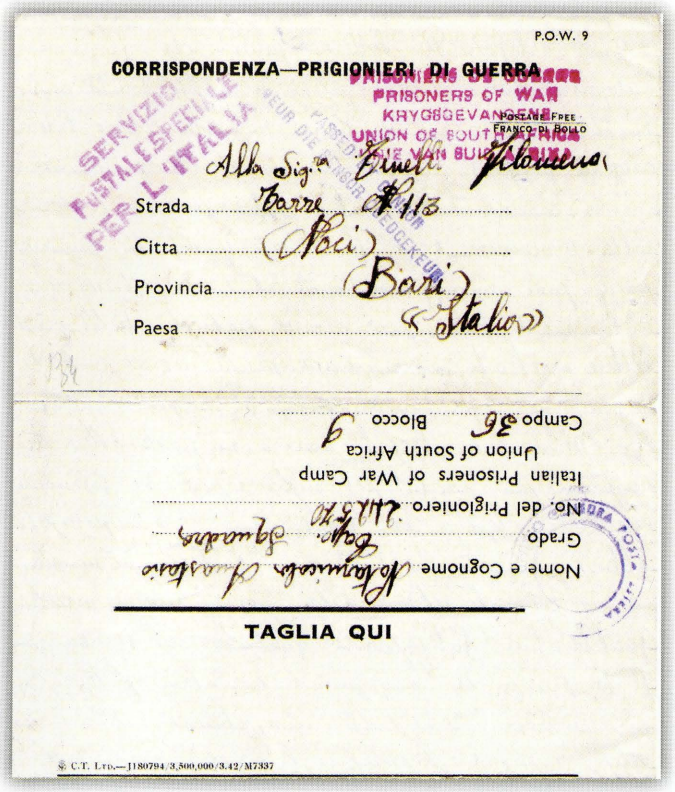

Fig.2: Type 4 Italian POW Lettersheet ('Taglia Qui').

Union of South Africa Italian POW letter sheets (P.O.W. 9 Stationery)

All letter sheets are printed in black except Type 7 which is printed in blue. Type 7 appears to have been forwarded to Cape Town for air mail transmission as all examples seen have Cape Town datestamps and indicate that postage has been paid.

There are two additional letter sheets to those previously recorded and are listed as Types 8 and 9.

Digitised by the Department of Library Services in support of open access to information, University of Pretoria, 2024

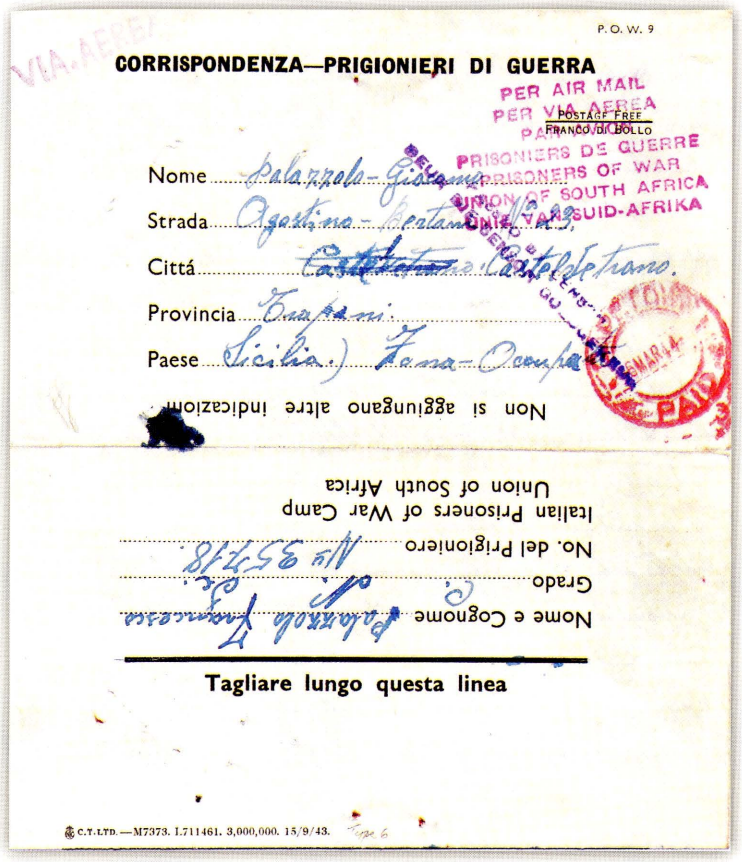

Fig.3: Type 6 Italian POW Lettersheet ('Tagliare lungo questa linea').



Fig.4: Type 7 Italian POW Lettersheet ('Per Via Aerea').

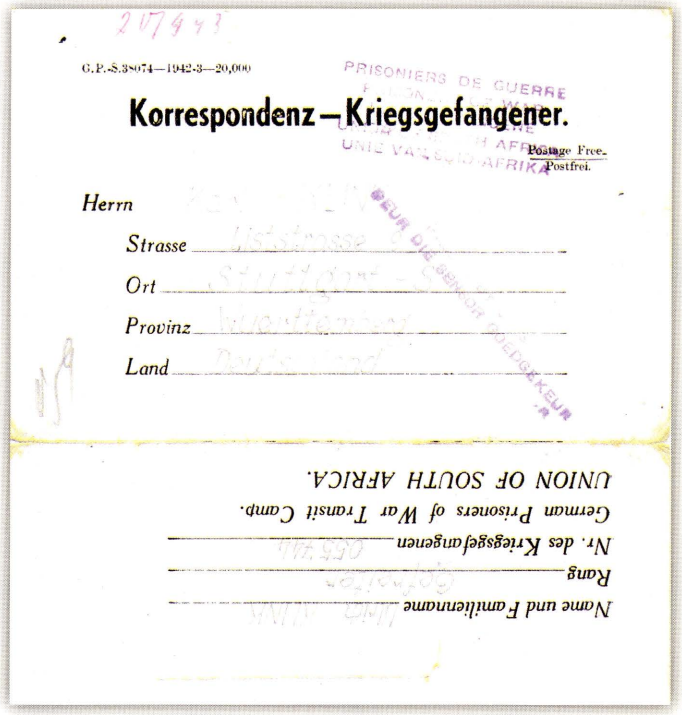

Fig.5: German POW Lettersheet. (image trunkated).

Union of South Africa German POW letter sheet

A single type of POW lettersheet was issued for German prisoners in transit in South African camps. Although 20,000 were printed, these remain exceptionally scarce (The author has seen only two examples in 40 years of collecting this material).

Union of South Africa Italian POW address notification and correspondence postcards.

There are three types of Italian Prisoners of War postcards issued by the Union of South Africa authorities: (i) a notification of POW status and address to next of kin with no stationery identification number and not for correspondence; (ii) identified as 'P.O.W. 10' stationery in the top right corner with the reverse side for the address and not for correspondence; and (iii) identified as 'P.O.W. 10' stationery in the top right corner with the addressee and the sender's address on the front with the reverse side for correspondence.

The printing and wording are the same for types (i) and (ii).

These POW notification postcard types are sub-divided as follows:

Type No.	Printer	Order No.	Date	No. Printed	Size mm	Language
(i) POW Notification Postcard (No stationery identification number)						
1	G.P.	S.35096	1942-3	500,000	132x83	Italian
2	G.P.	S.36250	1942-3	750,000	135x85	Italian
(ii) POW 10 Notification Postcard						
3	G.P.	S.35272	1941-2	500,000	140x90	Italian
4	G.P.	S.35006	1942-3	500,000	(132x75)*	Italian
5	G.P.	S.36855	1942-3	2,500,000	132x75	Italian
6	G.P.	S.38479	1942-3	900,000	132x75	Italian**
7	C.T.Ltd	M7373 L711461	15/9/43	3,000,000	(132x75)*	Italian
8	G.P.	S.42593	1943-4	3,000,000	152x91	Italian
(iii) POW 10 Correspondence Postcard						
9	G.P.	S.42593	1943-4	3,000,000	152x91	Italian, English

G.P. = Government Printer. C.T. Ltd. = Cape Times newspaper.
* The measurement is not accurate.
** The late John Dickson collection

Digitised by the Department of Library Services in support of open access to information, University of Pretoria, 2024



Fig.6: Italian POW Address Notification Postcard Type 1 Front.

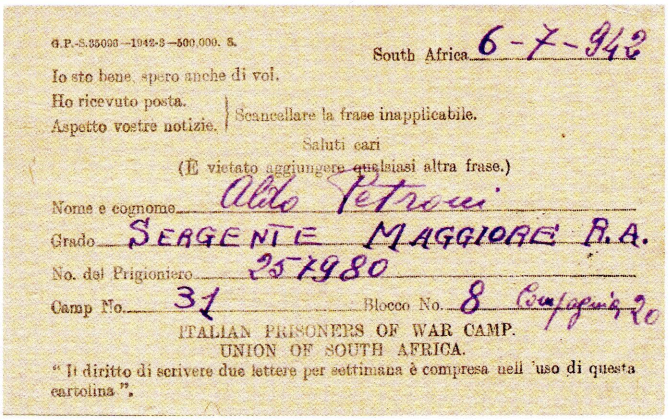

Fig.7: Italian POW Address Notification Postcard Type 1 Reverse.

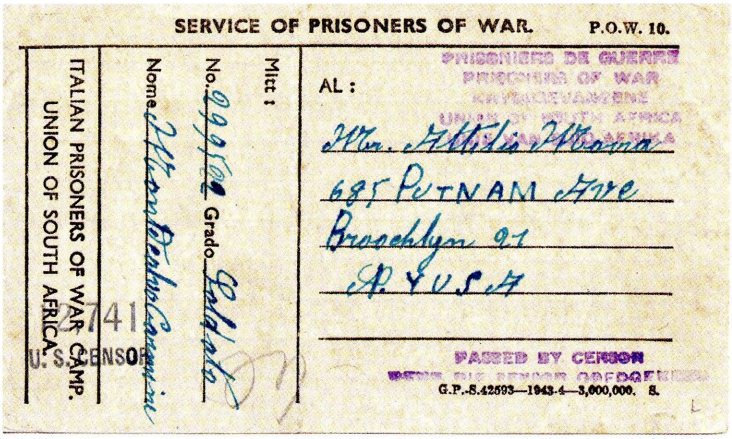

Fig.8: Italian POW Correspondence Postcard Type 9 Front.

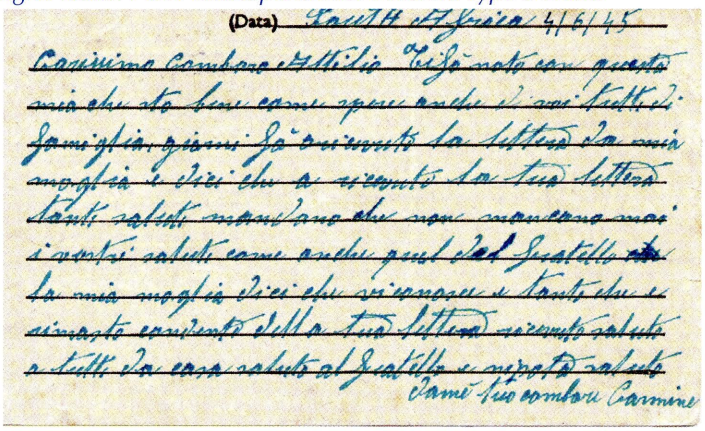

Fig.9: Italian POW Correspondence Postcard Type 9 Reverse.

PASSED BY CENSOR Cachets

These cachets were used on mail items from all camps and appear to have been made individually as there is a range of sizes. In the table alongside, the length of the cachet is the length of the English 'PASSED BY CENSOR' and the height of the cachet includes both the English and Afrikaans terminology.

I suspect that Type 2a will also be found on Andalusia mail, Type 2c will also be found on Baviaanspoort mail and Type 3 will also be found on Leeukop mail.

Apart from censorship at the camps, it appears that the censors were located at Pretoria, probably Salisbury House (Baviaanspoort, Leeukop, Zonderwater), Bloemfontein (Andalusia, Ganspan, Jagersfontein, Koffiefontein) and Cape Town for air mail items. The Pretoria censors probably also handled the 'Outside Employment' mail where appropriate.

The 5-line trilingual camp Prisoner of War cachets, whether boxed or not, with the camp name included, are either in upper or lower case and are not dealt with here.

Type No.	Passed By Censor	Sub-type	PCB length mm	Height mm	Location
1	PASSED BY CENSOR DEUR DIE SENSOR GOEDGEKEUR	1a	27.5	7	Zonderwater. Bloemhof*. Venterstad*.
		1b	34	8	Andalusia.
		1c	35	8	Andalusia. Baviaanspoort. Koffiefontein. Leeukop. Zonderwater Stellenbosch*.
		1d	36	8	Baviaanspoort.
		1e	39	7	Zonderwater
		1f	28	6	Outside Employment, Lyndoch*, Cape
		1g	28	7	Andalusia.
		1h	39	6	Cape Town.
		1i	36	6	Pietermaritzburg**.
1 Var.	PASSED BY CENSOR DIE SENSOR GOEDGEKEUR (Missing 'DEUR')	1c variety	35	8	Andalusia. Ganspan. Jagersfontein. Koffiefontein.
2	PASSED BY CENSOR DEUR DIE SENSOR GOEDGEKEUR	2a	35	8	Ganspan. Jagersfontein. Koffiefontein.
		2b	51	8	Baviaanspoort. Leeukop.
		2c	55	8	Leeukop.
3	PASSED BY CENSOR A DEUR SENSOR A GOEDGEKEUR	-	60	8	Baviaanspoort.
4	PASSED BY CENSOR B DEUR SENSOR B GOEDGEKEUR	-	59	8	Baviaanspoort. Leeukop.

* Outside Employment of POWs on farms; This suggests that mail was forwarded to Zonderwater or Pretoria before being dispatched.

** On the German air lettercards.

Digitised by the Department of Library Services in support of open access to information, University of Pretoria, 2024



A surprise find in a box of postal history at Stockholmia 2019

by Sean Burke, the Editor of the Journal of the Rhodesian Study Circle

In May, 2019, I travelled at the last minute to the gathering at Stockholmia, 2019 – the international celebration of the 150th Anniversary of the Royal Philatelic Society London. Much has been said and written about this exhibition of some fine philatelic material. My story is a small sideshow to this main event.

Dealers abounded at the exhibition and there was a feast on offer for a number of collectors. Prices ranged from the reasonable to the exorbitant. And there were willing customers at either end of the spectrum!

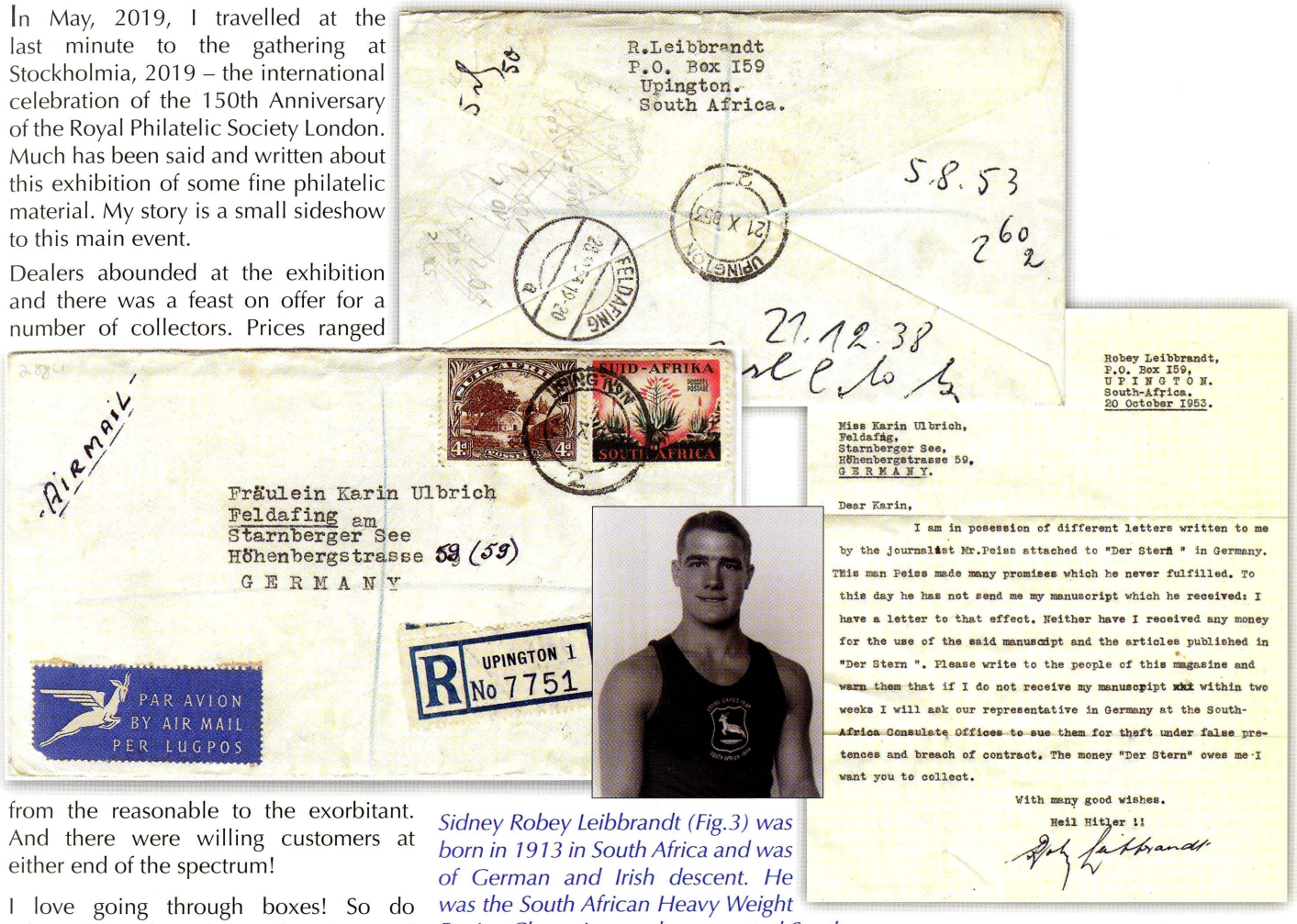

I love going through boxes! So do others. A number of us gathered around a particular Scandinavian dealer who had plenty of boxes. I collect Rhodesia and Nyasaland postal history. I asked the question and the reply was that he had a dozen or so boxes of Africa and I was welcome to browse. And so I did, across three visits. Most of the material in my area of interest was fairly modern and so I gathered a host of covers from Malawi, Zimbabwe and Zambia. I do not collect South Africa, but in my searching came across an entire which caught my eye (Figs.1&2). The rear of the envelope revealed that it had been sent by a R. Leibbrandt in Uppington, South Africa. A little bell went off in my brain so I added the envelope to my purchase pile.

Shortly afterwards I went off to get some coffee and took out the letter. In fact, there were two letters, one in English and one in German. (Figs.4&5) They were signed *'Heil Hitler, Robey Leibbrandt'*. The bell in the brain sounded a little louder. I then turned to my helpers, the Apple IMac and Mr Google. And then it came flooding back. The very short version goes like this:

Sidney Robey Leibbrandt (Fig.3) was born in 1913 in South Africa and was of German and Irish descent. He was the South African Heavy Weight Boxing Champion, and represented South Africa at the 1934 Empire Games in London and the 1936 Olympic Games in Berlin. In about 1938, he returned to Germany to study and train.

During World War II he was trained to be part of Operation Weissdorn, a plan to overthrow the South African Government by toppling General Jan Smuts.

He was put ashore at Mitchell's Bay in the Northern Cape. He and others were captured and he was sentenced to death following a high treason trial which began in November, 1942. Smuts commuted his sentence to life imprisonment – Smuts admired Leibbrandt's father who had fought on the same side during the Anglo-Boer War. After the Nationalist Party's victory in the 1948 South African elections, Robey and other political prisoners were pardoned and released. He died in Ladybrand in 1966.

There is so much more to the Leibbrandt story but I will leave that to those who want to search the internet or read books on the subject. It is interesting to see the varying perspectives put on this particular story. (It reminds me of watching the USA news on Fox and on CNN!) Some of the websites I visited included:

- samilitaryhistory.org
- www.geni.com
- www.leibbrandt.com
- www.supersport.com

For the postal history philatelist, the cover is unremarkable with respect to rates, routes and post marks; for the postal social history philatelist, the contents of the letters are fascinating. Interestingly, that particular evening in Stockholm, the gods of chance conspired. I sat next to a delightful couple from Berlin. He exhibited Afghanistan and a very good exhibit it was, too. He translated the letter in German for me. I am not going to translate it here but leave it for those interested in the man, the times and the prejudices.

(By the way, I have just finished Richard Steyn's biography on Smuts. It is a very good read with a great title: *Unafraid of Greatness*.)

Digitised by the Department of Library Services in support of open access to information, University of Pretoria, 2024

NEW SOUTH AFRICAN STAMP ISSUES - 2019 - Part IV

by Robin Messenger,
South African Stamp Study Circle





27 November 2019: 100th ANNIVERSARY of SANNC DELEGATION to LONDON CONTESTING THE 1913 LAND ACT

Denominations: 2 x 5 Domestic B5 rate (R 9.10)

Designer: Thea Clemons from photographs in the archives of the University of the Witwatersrand depicting delegation members; Dr Walter Radusama, Saul Msame, Sol T. Plaatje, Reverend John Dube and Thomas Makipela, in that order.

Printer: Southern Colour Security Print, Dunedin, New Zealand

Process: Offset lithography

Stamp size: 34.5 x 29mm

Sheetlet size: 200 x 141mm, comprising two of each design arranged as in illustration

Quantity: 25,000 sheetlets

Cylinder numbers: 8681 (cyan), 8682 (magenta), 8683 (yellow) and 8684 (black)

Gum: Self-adhesive

Perforation: Simulated serpentine kiss-cut. Stamps separated by 8mm gutters in the centre of which are roulettes to aid separation of the individual stamps. These roulettes extend through sheet margins and also through the backing paper.

Phosphor: High Reading Yellow-Green Phosphor coating

Printing sheet size: 498 x 710mm comprising four rows of two sheetlets

First Day Covers: None

Canceller: No. 8.121 - '100 / SANNC / LONDON / DELEGATION / SOWETO / 27.09.2019'

Acknowledgement: I am indebted to Jan de Jong, of the RSA Stamp Study Group, for the above information supplied by him.

FOOTNOTE: After actively petitioning the National Convention and being ignored during 1910 and 1911, delegates to the South African Native Convention (SANC) decided to call a meeting in Bloemfontein on 8 January 1912 to consider the formation of a dynamic and unified movement that would challenge the White government. The outcome was the formation of SANNC.

stamps and other collectables

still looking for .....

these stamps?



1900 3d on 1d lilac

overprinted block of four
rare multiple
with BPA certificate



Stamp's Friend

Port Elizabeth/Eastern Cape

www.stampsfriend.co.za

buying • selling • want lists

082 554 8900

info@stampsfriend.co.za

British Commonwealth • Hong Kong • St Helena

Digitised by the Department of Library Services in support of open access to information, University of Pretoria, 2024

VISIT the website **www.sapa.africa** There is a complete society listing with information about meetings, chair-persons and other contacts. It needs to be maintained by the society, who could easily include advertising space on the same page or places to upload auction catalogues and other relative news.

Jannie Hofmeyr

BELLVILLE PHILATELIC SOCIETY

Monthly meeting, 2nd Wednesday, in the auditorium of the Bellville Library, Charl van Aswegen Rd, Bellville. Meetings start at 19h00 to 21h00 and consist of club cup competitions, workshops and fun evenings with specific themes. Members from other societies are regularly invited. *Chairperson:* Werner Barnard; Email: wernerb@axxess.co.za *Secretary:* Reanie de Villiers; 082 567 0353; Email: philately@netpoint.co.za
Website: http://bellvillephilatelic.tripod.com
Contact the Secretary for further Programme details.

THE ROYAL PHILATELIC SOCIETY OF CAPE TOWN

Meetings are held every 2nd and 4th Monday of the month at 8.00pm at the Athenaeum, Camp Ground Road, Newlands. Visitors are always welcome. Email: royalphilct@gmail.com *President:* Jan Hofmeyr 021 7901811 *Secretary:* Victor Millard 0828028882 or 021 6714613
Website: https://www.rpsct.org/

STELLENBOSCH FILATELISTEVERENIGING

Meeting – 1st Tuesday of the month at 19:00. *Plek:* Biblioteek, La Clémence aftreeoord, Webers-valleiweg /Road, Stellenbosch. Ons hou uitstallings, ontvang gassprekers, ervaar praatjies/ demonstrasies, monthly newsletters with news on local philatelic activities, Show, Tell and Ask sessions covering all aspects of the hobby of stamp collecting. Besoekers altyd welkom. Visitors always welcome. Join us. Kom saam of kontak stellenboschstamp@gmail.com

PAARLSE FILATELISTE

Sedert 1951

Die Paarlse Filateliste vergader elke maand op die tweede Donderdag van die maand om 19h30. *Filateliste, seëlversamelaars en besoekers is baie welkom. Vergaderings is baie informeel en daar word lekker gekuier en daar is altyd iets te leer (en te ete). Vir meer inligting oor die program en vergaderplek kontak gerus vir:* Gawie Hugo: 083 956 2410 gawiehugo@gmail.com of Riaan Crafford: 022 4824005 n/u craffies@telkomsa.net

GEORGE PHILATELIC SOCIETY

The Society meets every 2nd Thursday of the month, in the Minor Hall, Presbyterian Church, 8 Caledon St. *President:* Nick Zerbst 0836255804, *Secretary:* Rob Sinclair-Black 044 8746337. Email: robrita@mweb.co.za

FISH HOEK PHILATELIC SOCIETY

Founded in 1954 and still promoting philately in the 'Deep South' of the Cape Peninsula. Circa 20 – 30 members and often a few guests gather once a month. FHPS reaches a wider audience on the internet since launching their website. Please have a look and maybe get ideas or inspiration for your own society. *The society meets every first Tuesday* at 19h30 at Civic Centre, Minor Hall, Recreation Road, Fish Hoek. *President:* Dave Young, Email: davesueyoung@gmail.com *Secretary:* Volker Janssen.
Website: www.fhps.infoFHPS

PORT ELIZABETH PHILATELIC SOCIETY

The society meets monthly at 19:00 on first non-holiday Monday at the Bible Society House, 31 Cotswold Ave, Cotswold. For more information contact either *President* Francois Friend, 082 554 8900, francois@softchem.co.za; or *Vice president,* David Brown 041 360 4025; or *Secretary / Treasurer* Rodney Maclachlan 072 619 5409.

Hosts of the ALGOAPEX 2020 National Stamp Exhibition, Port Elizabeth Philatelic Society (PEPS).

FOUNDED 30 APRIL 1909

EAST LONDON PHILATELIC SOCIETY

The Heritage Room, 1st Floor, Berea Gardens 70 Jarvis Road, Berea. **Meetings :** Every 4th Thursday of the month. Time: 19h30 *President :* David Preston 082 7742090. Email<prestee@telkomsa.net *Secretary:* Carlos Da Fonseca 082 334 7603.

CASPIP

CAPE SOCIETY FOR PALESTINE-ISRAEL PHILATELY

Meets on the third Wednesday of the month, 20h00, excluding Jewish & Public holidays. Contact for details: Aubrey Katzef <akatzef@mweb.co.za> +27 (21) 4615134 President of CASPIP.

ZIMBABWE - BULAWAYO

Royal Philatelic Society of Zimbabwe meets the second Saturday of each month (Except December) - 2:00pm for 2:30pm. at the National Natural History Museum, Park Road, Suburbs, Bulawayo. email: phil.soc.zim@gmail.com

***PLEASE NOTE:**

BACK ISSUES *of The SA Philatelist are limited. Requests for any issue should be made in writing to* P.O. Box 131600, Benoryn, 1504 *An electronic PDF file may be requested should a printed copy of the journal not be available.* VISIT **www.sapa.africa**

QSA auctions - Kyalami Country Club, Midrand, 09h30 to 13h30. *Don't forget:* 21 December.

Study Groups

EUROCIRCLE STAMP STUDY

Meetings in the Captain's Table at Woodmead Johannesburg - last Wednesday of each month at 20h00 (except December).

TBVC STUDY GROUP

Contact: *Chairperson:* Jan de Jong djhome606@gmail.com *Secretary:* Eugene du Plooy eugeneduplooy@gmail.com
Meeting 1st Saturday of the month at 09:00am for 09:15am at the Greek Orthodox Church Pretoria Stamp Fair. Corner Lynnwood Rd & Roper St, Hillcrest, Pretoria - right opposite the entrance to the University of Pretoria.
Pretoria Fair & mini-auction, Greek Orthodox Church, cor Lynnwood Rd & Roper St, Pretoria, 09h00 to 14h00) 3/08; 7/09; 5/10; 2/11; & 7/12.

RSA SEËLSTUDIEGROEP

Vergader elke 2de Woensdag, 10vm van elke onewe maand (Januarie, Maart, Mei, Julie ens) by Filateliedienste in Silverton. *Kontak:* djhome606@gmail.com Doen uitstekende studie en navorsing en publiseer 'n gereelde maandelikse nuusbrief.

SOUTH AFRICAN STAMP STUDY CIRCLE

Meetings: First Saturday of month at 13h00 at the Thornhill Manor Retirement Village Hall, Modderfontein. Jan de Jong: tel 011 839-2031; 079 190.1066; djhome606@gmail.com.

RHODESIAN STAMP STUDY

The Rhodesian Study Circle holds regular member meetings and events across the world. Visitors are welcome to attend. For more information on meetings, visit http://www.rhodesianstudycircle.org.uk/engage/meetings or Contact the Secretary, Brian Zlotnick. Email bzlot@blueyonder.co.uk or postal address 10 Fortis Green Avenue, East Finchley, London, N2 9NA. UK.
The SA representative is Patrick Flanagan RDPSA

PINELANDS STAMP CIRCLE

Meetings: Last Wednesday each month (except December) at 19h30. Activities Hall of Pinelands Library, Howard Centre, Western Cape. Caters for all interested in stamp collecting, from beginner to more experienced philatelists. Programmes for meetings include displays, talks by visiting speakers and 'Show & Tell' exhibits. An Exchange circuit and auctions from time to time. Visitors always welcome! *Contact:* Marilyn Crawford at 021689 5050. Email: m.tristan.crawford@gmail.com

THE CAPE STAMP FAIR

Bellville Valley DRC Hall, c/o Postma & Saint Andrews Streets, 9am - 12:30pm. Public parking & entrance - St Andrews Street. All welcome, free entrance and parking. Refreshments available. Large contingent of dealers in attendance to sell, buy, evaluate and advise on all aspects of philately, including stamps, envelopes, covers, postcards, correspondences, postal history, revenues, documents & non-fiction books of a historical nature, plus coins, banknotes & medals, etc. Stamp Fair dates for 2020: 11 Jan. (2nd Saturday), 1 Feb, 7 March, 4 April, 9 May (2nd Saturday), 6 June, 18 July (3rd Saturday), 1 August, 5 Sept, 3 Oct, 7 Nov, 5 Dec. Auctions continue to be at Bergsig DRC Hall. *Contact:* Ken Joseph ken@philatelicfriends.com

Digitised by the Department of Library Services in support of open access to information, University of Pretoria, 2024

WITWATERSRAND PHILATELIC SOCIETY

P O Box 528, Florida Hills, 1716

Venue: Country Club Johannesburg, Napier St, Auckland Park. For info contact the President: Herbie Schaffler RDPSA 082 722 7604.

Dates for Society Meetings 2020 always on a Wednesday at 20h00

8 January 2020 - Annual General Meeting
12 February 2020 - Invited Exhibitor
11 March 2020 - One-to-Five Page Exhibits
8 April 2020 - First Competitive Evening
13 May 2020 - Visit by Pretoria PS
10 June 2020 - One-Frame Evening

EUROCIRCLE STAMP STUDY

For 2020 the meetings - Bishops at Woodmead. The second meeting of each month, except December, is held on the last Wednesday of the month. This is effectively a study group.

EDENVALE PHILATELIC SOCIETY

Meets first Saturday, monthly at Thornhill Manor Retirement Village Hall, Modderfontein at 1pm *Meetings consist of club competitions, workshops, themed events and many other fun activities. Membership is varied and mainly consists of general stamp collectors. Light refreshments are served. All are welcome - from the novice to more advanced collectors.* Our Facebook page allows club activities to continue 24/7; search for *Edenvale Philatelic Society*. All welcome. *Contact:* Colin Bousfield 082 309 8656

EAST RAND PHILATELIC SOCIETY

Now meeting at the Games Room, Country Life Retirement Village, corner Main/ Stanley Rd, Brentwood Park,13h30 last Saturday each month. Exhibits, talks and workshops by members and invited guests. Items of interest, quiz, general networking. Refreshments and safe parking.
President: Jimmy Mitchell;
jimmy.hcmitchell@gmail.com
Secretary: Paul Hammerton.
hampaul@ananzi.co.za

PHILATELIC SOCIETY OF JOHANNESBURG

President: Clive Carr, Tel: 011 789 6357
Meetings: 19h30, Third Wednesday of the month, at Blairgowrie Recreation Centre, Park Lane, Blairgowrie. P O Box 131037, Bryanston 2021, South Africa.

2020 meeting programme

15 Jan : Africa & its islands
19 Feb : AGM & invited exhibits
18 Mar: Open Class, all categories & postal stationery
15 Apr : Anything relating in any way to letters 'O &/or P'
29 Apr : 5th Wednesday - Theme to be decided
20 May : British Commonwealth
17 Jun : Mini Exhibits, 1 to 16 pages
15 Jul : Foreign, the art of philately & philately as art

WEST RAND PHILATELIC SOCIETY

Meets 3rd Wednesday monthly at 19h30 at Panorma Sports Grounds, Cornelius St, Weltervreden Park. PO Box 198 Florida Hills 1716. *Contact*: Andries Nel, 083 269 9374. *Chairman* or *Secretary* Ian Walker. Tel: 011 4721161. email: ianwalker@vodamail.co.za

OFS PHILATELIC SOCIETY

Society meets every 4th Friday monthly, (except December), at 19h15 at the museum of the Boer Republics in Memorium Road, Bloemfontein. ***President***: Dr Neil Cronjé and ***Vice president***: Garry Osthoff email: OsthoffG@ufs.ac.za

SANDTON PHILATELIC SOCIETY

Meets on the first Monday monthly (Feb to Dec) *Venue:* Blairgowrie Recreation Centre, Park Lane (off Susman Avenue), Blairgowrie. Time: 7:30 for 8:00 PM. **The society has an active exchange packet circuit and members with a wide range of philatelic interests.** Visitors are welcome. For further information contact: Chris Carey 083 6622150 / 011 6732229 / ccarey@icon.co.za

PRETORIA PHILATELIC SOCIETY

Meets on the first Monday **evening** monthly at 19:30 at Statech Centre, St. Albans College, 110 Clearwater Street, Lynwood Glen. Monthly newsletter, active exchange section and loads of expertise on traditional philately and postmarks. **Day meeting:** Thursday, after first Monday of the month, 9.30 am at Philatelic Services, Pretoria. Stamp displays, talks and socialising. *President:* André du Plessis. andredupfs@gmail.com 083 399 1755. *Secretary:* Alex Visser. alex.visser@up.ac.za Box 36473, Menlo Park 0102; cell 082 922-2927.

AFRIKAANSE FILATELIEVERENIGING VAN PRETORIA

Vergader elke 3de Saterdag van die maand om 10:00 by die NG Kerk Queenswood in Garretweg, Queenswood. Baie aktiewe groep wat gereeld bywoon. Nuusbrief *'Die Posduif'* verskyn maandeliks. Voorsitter is Petra Heath en Sekretaris is Herman van Niekerk. Kontak: arnot@telkomsa.net

THEMATICS SA PRETORIA CHAPTER

Meeting 1st Saturday monthly at the Greek Orthodox Church Pretoria Stamp Fair @ 10:00 for 10:15. Vibrant & active group of attendees – loads of expertise and lots of topical discussions. *Group Leader:* Helena Snyman Helena.snyman@gauteng.gov.za

DIE POSBOOM FILATELIE VERENIGING

Tweede Maandag van elke maand om 7nm Posbus10647, Danabaai, 6510. St Peter's Kerksaal, Marsh Straat, Mosselbaai. Jaarlikse Algemene Vergadering: November.

President: Japie de Vos
082 767 5004 / 044 695 0705
epos: sanjari@mweb.co.za
Sekretaresse: Gerrie Conradie
082 952 6700
Tel / Faks 044 698 1074.
epos: gajcon@gmail.com

THE PHILATELIC SOCIETY OF KWA-ZULU NATAL

Meetings are held at the Classic Motorcycle Club, 137 Tara Road, Bluff, Durban at 10h00 on the 2nd Saturday of the month.
Contacts:

- President: Zbigniew Kawecki, 082 968 6888
- Treasurer: Jeroen Wentink, 082 33 97 588
- Secretary: Harald Deg, 084 464 7171

Association email : **KZNPhilately@holistic.cc**
'Stamp Exhibitions' with a theme of what to do and what not to do to achieve success...
'All are welcome'

HIGHWAY PHILATELIC SOCIETY DURBAN

HPS, Durban, meets at the German Club, 7 Barnham Rd, off Essex Terrace, Westville. 09h00 - 11h30 **every third** Saturday of the month. *Open invitation to other Philatelic Societies and interested visitors - from beginners to seasoned collectors. Youth encouraged to attend. 'Theme' Exhibits & 'Show-and-tell' Frames by Members, Instructive talks and general networking. Free entrance. Teas/coffees available. Safe parking. German Restaurant open for lunch. The Committee encourages past and new visitors to join us and get involved in this wonderful social hobby of Kings.*
President: *Leigh Hen-Boisen,* leigh.hb@gmail.com
Secretary: Bronwen Edwards, edwards@worldonline.co.za
Membership: Bev Chittenden, bev@natalaircon.co.za *or Barry Livsey,* livsey@netsolutions.co.za

Established in 1924 MARITZBURG PHILATELIC SOCIETY

VENUES:

1. Ordinary Stamp Club meeting every third Monday at 16h00, St Mathews Parish Hall, 115 Hesketh Drive, Hayfields, Pietermaritzburg
2. Thematics Group *meeting every third Saturday at 09h00. 8a Sanders Road Scottsville 3201*

The Executive Committee meets on the first Saturday of every month at 11h00.
President: Dave Wyllie, Club President / Competitions & Speaker. ***Treasurer:*** Heather Wyllie.
Secretary: Aubrey Bowles. 082 316 3308.
burncree45@telkomsa.net aubrey.bowles45@gmail.com

- Ron Buchell - Deputy Treasurer,
- Janet Kimmince - Membership Secretary,
- Gordon Bennett - Stamp Book Circuit Officer,
- Graham Bruce - Librarian,
- Joyce Hulse - Assistant Librarian,
- Val de Jager - Catering Officer

Publicity and Monthly Newsletter, information on Society activities can be obtained from Aubrey Bowles.

SMALLS

Wanted: Student, a young lady - R.Ashwini, in Grade 9, interest in collecting stamps; nature, animals & art. R.Ashwini. 5/2 South Avenue, Srinagar Colony, Saidapet, Chennai 600015, India. mail to:<Srividhya_vs@infosys.com>

For Sale: From an inherited collection of SAFirst Day Covers (about 500). Interested? Contact: Susan Grey. mail to: <greysusan21@gmail.com or patf@fgprop.com>

Swap: Australian / SA new or old stamps. *My grandfather had a great South African collection and I have a lot of the older stamps as I was born and lived in SA for ten years.* Toni Phillips <tonijean3@hotmail.com>

Beginner: thematic - sci-fi & fantasy, cartoons, comics, space. Pavel Tregubenko. *Spasskaya street, 4 bld., 476 off. 143401, Russian Federation, Krasnogorsk, Russia.* ptregubenko@gmail.com>

Digitised by the Department of Library Services in support of open access to information, University of Pretoria, 2024

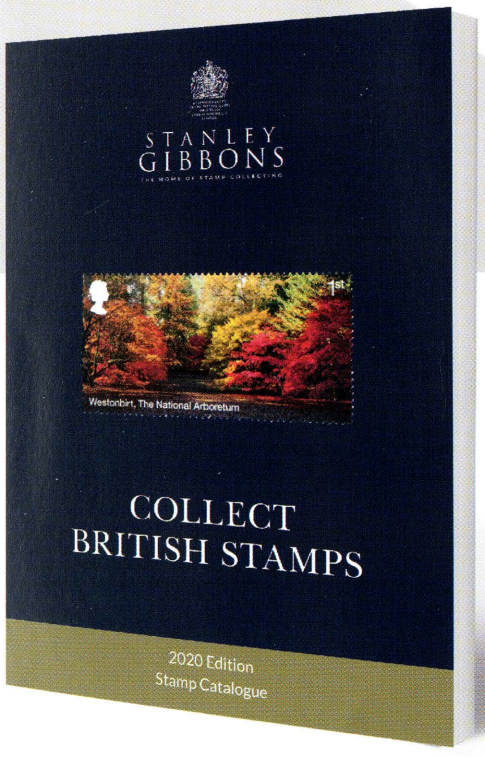

2020 Collect British Stamps, 71st Edition

NEW FOR THIS EDITION:

- A thorough review of all prices has been carried out, with revisions being made to most sections.
- Issues for 2019 have been added and the listings of earlier issues carefully checked and updated.
- A number of additional notes have been included in the introduction to this catalogue, providing essential, guidance to the less-experienced collector

STANLEY GIBBONS
THE HOME OF STAMP COLLECTING

To order, call **+44 1425 472 363**
email **orders@stanleygibbons.com**
or visit **stanleygibbons.com**

STANLEY GIBBONS | 399 Strand | London | WC2R 0LX
www.stanleygibbons.com

@StanleyGibbons /StanleyGibbonsGroup @StanleyGibbons

Digitised by the Department of Library Services in support of open access to information, University of Pretoria, 2024

SPINK

Where History is Valued

THE PHILATELIC COLLECTORS' SERIES

30 JANUARY 2020 | LONDON

INCLUDING FINE NYASALAND









For more information, please contact
David Parsons: Tel: +44 (0)20 7563 4072 | Email: dparsons@spink.com
Ian Shapiro: Tel: +44 (0)20 7563 4060 | Email: ishapiro@spink.com
SPINK LONDON | 69 Southampton Row | Bloomsbury | London | WC1B 4ET

#SPINK_AUCTIONS WWW.SPINK.COM

Digitised by the Department of Library Services in support of open access to information, University of Pretoria, 2024

ALGOAPEX 2020

National Philatelic Exhibition

14 - 17 OCTOBER 2020
BOARDWALK HOTEL CONVENTION CENTRE
PORT ELIZABETH SOUTH AFRICA

Hosted by the
Port Elizabeth Philatelic Society

EXHIBITION DEADLINES
Provisional entry 15 May 2020
Final entry 10 July 2020
Deliver exhibit 9 October 2020

PROSPECTUS

1. Introduction and Status of Exhibition

The exhibition will be both competitive and non-competitive and open to all members of societies affiliated to the Philatelic Federation of South Africa (PFSA) and Fédération Internationale de Philatélie (FIP) member organisations.

1.1 Any exhibit that has since 1 July 2017:
(a) either obtained a large gold at any South African national or special national exhibition or similar status, or gold or large gold at any international exhibition shall not be eligible for competitive entry except in Group B Class 01; or
(b) gained a gold award at any South African national or special national exhibition shall only be eligible for competitive entry at this exhibition subject to the provisions of Clause 8.3.

1.2 Entries from outside of South Africa shall only be accepted provided either the exhibitor or a duly delegated person shall personally bring the exhibit into and out of South Africa.

1.3 The organising committee will not provide clearing or forwarding services.

2. Scope of Exhibition

Group A Non-competitive exhibits
Class A1 Court of honour
Class A2 Invited exhibits
Group B Competitive philately
Class 01 Championship class (see Clauses 1.1 and 7.4)
Class 02 Traditional philately
2.1 South Africa, all periods (includes pre-union areas)
2.2 Great Britain and commonwealth
2.3 Rest of the world
Class 03 Postal history, historical and historical/social studies
3.1 South Africa, all periods (includes pre-union areas)
3.2 Great Britain and commonwealth
3.3 Rest of the world
3.4 Historical, social and special studies, all world
Class 04 Thematic
Class 05 Aerophilately, maritime and disaster mails
Class 06 Revenues and postal stationery
Class 07 Literature, including electronic media
Group C Competitive - FIP experimental classes and other
Class 08 Open philately (see Clause 9)
Class 09 Modern experimental traditional
Class 10 First day covers, cinderellas
Class 11 Picture postcards
Class 12 One frame

3. Entries and Exhibits

3.1 A non-refundable administration fee of R 100 per entry will be due on submission of the provisional entry form. Banking details are provided on the provisional entry form.

3.2 There is no maximum number of entries for each exhibitor, however, if more than one provisional entry is submitted, the exhibitor must signify his/her preference if not all can be accepted. No exhibit may be entered in more than one class.

3.3 A provisional entry from an exhibitor competing for the first time in any class must be accompanied by a statement from the committee of his/her society confirming that the exhibit is of national standard. This declaration will automatically enter the exhibit for the ERPS floating trophy, which is awarded to a first-time philatelic exhibitor at national level.

3.4 Entries must be the *bona fide* property of the exhibitor; the completion of an entry form is deemed an implied declaration to this effect.

3.5 All awards gained by an exhibit in the previous three years must be listed on the provisional entry form.

3.6 For exhibits that previously gained up to a large silver, or have not been shown competitively at a national exhibition, up to five frames may be applied for. Where an exhibit has been awarded a vermeil or higher at a national exhibition, up to eight frames may be applied for. All frame allocations are, however, at the discretion of the organising committee.

3.7 A provisional entry form, together with proof of payment as in Clause 3.1, must be received by **15 May 2020** to enable the organising committee to allocate frames.

3.8 The organising committee reserves the right to reject any entry or exhibit, in whole or in part, without having to assign any reason for such rejection.

3.9 Accepted literature entries (Class 07) must be delivered to the organising committee by **10 July 2020** for judging purposes. For each literature entry, two copies shall be submitted that are non-returnable; one copy will be donated to the Port Elizabeth Philatelic Society and the other to the PFSA library.

3.10 The fee per frame and per literature entry is R 100, payable on submission of the final entry form.

3.11 For each accepted exhibit, the organising committee must receive by **10 July 2020** (a) the final entry form; (b) proof of payment as in Clause 3.10; (c) a description of the exhibit in English or Afrikaans not exceeding 100 words for inclusion in the exhibition catalogue; (d) a copy of the exhibit's introductory page outlining the concept of the exhibit, which may subsequently be amended (fundamental concept of the exhibit may not be changed); and (e) a synopsis page for guiding of the jury to aid them in reaching a fair result (optional).

3.12. After receipt by the organising committee of the final entry forms, either special labels or envelopes for submission of the exhibits will be forwarded to all accepted exhibitors.

3.13 All exhibits must be delivered to the organising committee by 9 October 2020.

3.14. Should any doubt or dispute arise as to the eligibility of any entry, the ruling of the organising committee shall be final.

4. Exhibition Frames

4.1 Exhibition frames accommodate 16 A4 sheets (or eight A3 sheets), each with a maximum height of 305 mm. The width of the frame is 900 mm. Sheets will be mounted in the sequence of four horizontal rows of four sheets each, so that the top row will show sheets 1 to 4, left to right, followed by three further rows of four sheets, below. (A3 sheets will be mounted in four horizontal rows of two sheets each.)

4.2 All exhibitors must provide their exhibit sheets with acetate or plastic exhibition covers to ensure the safety of their material; entries will not be accepted without exhibition covers. Sheet numbers must be shown on the front bottom right corner; the numbers to be visible when the sheets are mounted to allow the mounting to be checked; numbering is to be sequential within each exhibit, for example, for a 4-frame exhibit the sheets shall be numbered from 1 to 64.

4.3 The mounting and dismounting of exhibits shall be undertaken by the organising committee. In the event the exhibitor requests to participate in mounting and/or dismounting of his/her exhibit, the organising committee shall determine the manner and conditions for this to take place.

5. Liability and Insurance

5.1 Although every possible care will be taken of exhibits while in the custody of the organising committee, such exhibits shall at all times be at the owner's risk. Neither the organising committee nor the officers, members and employees of the sponsoring societies or PFSA arranging the exhibition, nor any voluntary helpers, shall incur any liability for any loss or damage sustained by an exhibit from any cause or for any reason whatsoever.

5.2 There will be no insurance cover. Exhibitors are to make their own insurance arrangements should they so wish.

6. Jury and Judging for Awards

6.1 The organising committee has invited a qualified philatelist to chair and appoint the jury, which will comprise currently accredited judges of the PFSA or other suitably qualified judges. Other persons may also be nominated to act as apprentice jurors.

6.2 The jury chairman shall have full control over the activities of the jury, which shall be subject to the rules and bylaws of the PFSA. While the jury may call in any person/s as a consultant, neither consultant/s nor apprentice jurors shall have any vote in the jury's deliberations.

6.3 In the event of equality of voting on any question, the chairman of the jury shall have a casting vote.

6.4 The deliberations of the jury are confidential and its decisions, once announced, shall be final and irrevocable.

6.5 Judging for awards will be on material submitted and no further supporting matter will be required or permitted, other than the synopsis page as per Clause 3.11(e). Limited copied material (photostats, scans or photographs) used in exhibits must be clearly labelled as such and must be at least 25% larger or smaller than the actual size of the item depicted. Original photographs in Class 03 (postal history) are permitted in full size if they are part of the development of the exhibit.

6.6 Competitive exhibits will be judged on their individual merits and not against other collections, except in the case of the Grand Prix and other special awards.

Digitised by the Department of Library Services in support of open access to information, University of Pretoria, 2024

6.7 No exhibition page may bear any indication of price or value, nor shall any exhibit in any way be advertised for sale.
6.8 At the sole discretion of the jury, an exhibitor's related exhibits may be grouped together with a view to making an award for the whole greater than that which such exhibits might have obtained individually. Such combinations shall not receive a gold or large gold award.
6.9 An exhibit entered in a particular class may be transferred to another class with a view to making an award greater than it might otherwise have obtained, except for exhibits entered in Class 09 (modern experimental).
6.10 An exhibitor providing fewer frames than requested and allocated shall not have that exhibit judged; a frame must be completely filled with relevant material.
6.11 Judging shall be based on current FIP rules for each class. Where exhibitors are not clear about FIP rules or PFSA's interpretation thereof, please contact the organising committee stating the class of interest.
6.12 Adjudicating the winner of Group B Class 01 (championship class), will be by jury majority vote.

7. Awards (except for Class 01)

7.1 Exhibition awards and points will be:

large gold	90+
gold	85 - 89
large vermeil	80 - 84
vermeil	75 - 79
large silver	70 - 74
silver	65 - 69
silver bronze	60 - 64
bronze	55 - 59
certificate of participation	up to 54

vermeil and silver awards may be given with felicitations of the jury.
7.2 No exhibit may receive more than one exhibition award.
7.3 Each entry that is not given an exhibition award will receive a certificate of participation. Exhibition awards and certificates will clearly state for which class they were awarded.
7.4 In the championship class only a winner of the class will be announced and all entrants will receive a large gold award.

8. Special Awards

8.1 In addition to the exhibition awards, various special awards may be made available to the jury to be awarded within each exhibition group.
8.2 Class 11 exhibits are not eligible for special awards except for awards specifically designated to this class.
8.3 Within the competitive philately group, the grand prix shall be awarded to the best competitive exhibit of not lower than gold award standard and shall take precedence over all other awards. The Post Office trophy shall be awarded to the best exhibit of South African philately of not lower than gold award standard. These two exhibits will not be eligible for any other special awards.
8.3. An exhibit which since 1 July 2017 has gained a gold award at any South African national or special national exhibition will not be eligible for any special award unless at this exhibition it is awarded a large gold award.
8.4. No exhibit shall be eligible for more than two special awards.

9. Open Class

This subject/collecting field is developed according to the choice of the exhibitor with total freedom for arrangement. However, in addition to all requirements for competitive exhibits, the only stipulations are that (a) the philatelic material must not be less than 50% of the content of the exhibit, and (b) non-philatelic material should not be more than 5 mm in thickness (so that it can be mounted in standard exhibition frames).

12. Blacklisted Philatelic Material

12.1 The PFSA have created a blacklist that details philatelic material reported by the South African Post Office to have been stolen from their museum and archive. This list was initially published in the February 2009 edition of *The SA Philatelist* (Page 629).
12.2 The PFSA has resolved that no exhibit containing blacklisted material shall be accepted for exhibition and if that is detected only after the exhibit has been mounted, the exhibit is to be disqualified and taken down.
12.3 The chairman of the PFSA judging and ethics committee to be notified accordingly, for him to notify the relevant authorities.
12.4 The blacklist is maintained by the PFSA judging and ethics committee and it is the responsibility of exhibitors to ensure they do not exhibit blacklisted material.

13. Acceptance of Exhibition Regulations

The completion and submission of the final entry form shall constitute acceptance of the rules governing the exhibition and indicate the exhibitor's agreement to accept as final the organising committee's decision in any matter that may arise but which is not covered by these rules.

14. Exhibition Catalogue

Each accepted exhibit will be given a medal (subject to Clause 7.1), a certificate and one copy of the exhibition catalogue, which the exhibitor may either collect at the exhibition or which otherwise will be included with the exhibit upon its return, together with a copy of the awards listing.

15. Communication

15.1 The preferred way of communicating with the organising committee is via email.
15.2 The address/email for either returning entry forms/other documentation to the organising committee, or to obtain further information is as below:
Mr Rodney Maclachlan, Exhibition Secretary
PO Box 15558, Emerald Hill, 6011
Email: rhmaclachlan@gmail.com Cell: +27 (0)72 619 5409
15.3 The exhibition prospectus and provisional entry form will also be available from the PFSA website www.sapa.africa.



Digitised by the Department of Library Services in support of open access to information, University of Pretoria, 2024

ALGOAPEX 2020

NATIONAL PHILATELIC EXHIBITION

14 - 17 OCTOBER 2020

PROVISIONAL ENTRY FORM

please complete separate form for each exhibit

Title		**First name**		**Surname**	
Address					
Postal code		**Contact No**			
Email					
Society					

Title of exhibit			
Short description of the exhibit			
Exhibition class		**Number of frames**	

First time exhibitor ☐ I am a first-time exhibitor at national level and as per Clause 3.3 of the prospectus my society hereby confirms that my exhibit is of national standard.

Name of society chairman/president/secretary	Signature	Date
.....	.....	.....

	Exhibition name	LG	G	LV	V	LS	S	SB	B
Previous awards received									

Proof of payment attached ☐

Payment of the R 100 non-refundable administration fee per entry (see Clause 3.1) can be made via electronic funds transfer (EFT) into either the Capitec Bank account (for local/South African payments) or the Absa Bank account for international payments. If payments into the local account are made via either cheque or cash deposit an extra R 30 must be added to cover bank costs. For international payments please ensure the option for bank charges to be paid by the entity making the payment is selected.

Banking detail (local payment)
Bank: Absa Bank
Account name: PE Philatelic Society
Branch code: 632005
Account No: 907 410 9304
Reference: exhibitor name and surname

Banking detail (international payment)
Bank: Absa **Bank identifier code (BIC):** ABSAZAJJ
Account name: Port Elizabeth Philatelic Society
Branch code: 632005
Account No: 907 410 9304
Reference: exhibitor name and surname

I, the undersigned exhibitor, hereby agree to accept all FIP regulations and the individual exhibition regulations contained in the ALGOAPEX 2020 prospectus and confirm that the exhibit is owned by me.

Name of exhibitor	Signature	Date
.....	.....	.....

To be considered for participation in ALGOAPEX 2020 this form needs to reach the organising committee by 15 May 2020.

Digitised by the Department of Library Services in support of open access to information, University of Pretoria, 2024

enjoy the advantages of professional advice and ethical trading offered by your SAPDA dealer

Eastern Cape

Johnson Philatelics
(+27) 041 583 3159
rj@johnson.co.za
www.johnson.co.za

RSA Stamp Exchange
(+27) 072 104 4640
john@rsastamps.co.za

Stamp's Friend
(+27) 082 554 8900
francois@stampsfriend.co.za
www.stampsfriend.co.za

Gauteng

Alan Donaldson
(+27) 011 788 9585
frankie@frankie-d.co.za

Arcade Stamps
(+27) 011 454 2026

Atlas Auctioneers
(+27) 083 272 9367
atlasauctioneers@lantic.net

Cosmo Philatelics
(+27) 082 451 4470
dennis@cosmophilatelics.com

DM Philatelics
(+27) 083 564 4601
dmphilatelics@gmail.com

Doreen Royan & Associates (Pty) Ltd
(+27) 011 706 1920
royan@icon.co.za
www.doreenroyan.com

Kenny Napier Stamps
(+27) 083 444 0249
kenny.napier@mweb.co.za

Mr Thematic
(+27) 082 566 3378
chrisb@asapcc.co.za

Pierre Kriegler
(+27) 083 327 2953
pkrstamps@gmail.com

Rand Stamps Auctions
(+27) 012 329 2464
paulvz@mweb.co.za
www.rand-stamps.co.za

RXR Stamps
(+27) 081 518 4553

Stephan Welz & Co
(+27) 011 880 3125
laurencef@swelco.co.za
www.swelco.co.za

Willie Kruger
(+27) 082 578 6879
cgh.stamps@gmail.com

Western Cape

Andy Kriegler Stamps
(+27) 028 754 1425
landy@global.co.za

Crocker & Wigmore
Professional Philatelists
(+27) 023 614 1424
dcrocker@lando.co.za

Janssen Stamps
(+27) 021 786 1548
janssenp@iafrica.com
www.janssenstamps.co.za

Philatelic Friends
(+27) 072 597 1287
ken@philatelicfriends.com
www.philatelicfriends.co.za

Overseas - Switzerland

Filat AG
(+41) 079 444 4109
rj@filat.ch
www.filat.ch

Philaclassica AG
(+41) 061 261 7379
info@philaclassica.ch
www.philaclassica.ch

Overseas - Turkey

Zille22 - Stamps
rfresberg@email.de

Overseas - United Kingdom

Argyll Etkin Limited
(+44) 020 7930 6100
argylletkin@yahoo.co.uk
www.argyll-etkin.com

Bill Barrel Ltd
(+44) 0147 659 4698
bill@barrell.co.uk
www.barrell.co.uk

D Morrison Ltd
(+44) 016 6682 2055
africonect@aol.com
www.forpostalhistory.com

John & Mark Taylor
(+44) 020 7226 1503
markjtaylor@btinternet.com

Ritchie Bodily
(+44) 020 8255 1219
rbcollect@yahoo.co.uk

Spink
(+44) 020 7563 4060/4072
dparsons@spink.com
www.spink.com

Digitised by the Department of Library Services in support of open access to information, University of Pretoria, 2024

At last, the comprehensive answer

Zimbabwe Post Offices and Postmarks

The first decades

by

Derrick A Byrom

Detailed listing, status of offices, name changes,
spelling changes, opening and closing of offices
full information – maps - notes
profusely illustrated with new Zimbabwe postmarks
48 pages A4, squareback, limp cover

Published by the
Philatelic Federation of South Africa

Special offer for advance subscribers

Special subscriber price- South Africa R170
- Zimbabwe R200 (registered)
- UK £18 (by registered airmail)

Order before 31 January 2020
Bank: ABSA 922 431 0987 Bank code: 632 005
Reference: Zim and your surname please
PayPal: kiongacollector@gmail.com

Names of subscribers will be included in the book

***Derrick Byrom**,*
a keen philatelist and honorary life member of the Mashonaland Philatelic Society, worked as administrator in a correspondence college serving students all over Zimbabwe. It was in this capacity that he scrutinised incoming mail from the outlying areas, recorded postal markings and then verified them, and formed a contemporary study of major importance, reflecting the changes in the first years of the Zimbabwe landscape.

Digitised by the Department of Library Services in support of open access to information, University of Pretoria, 2024

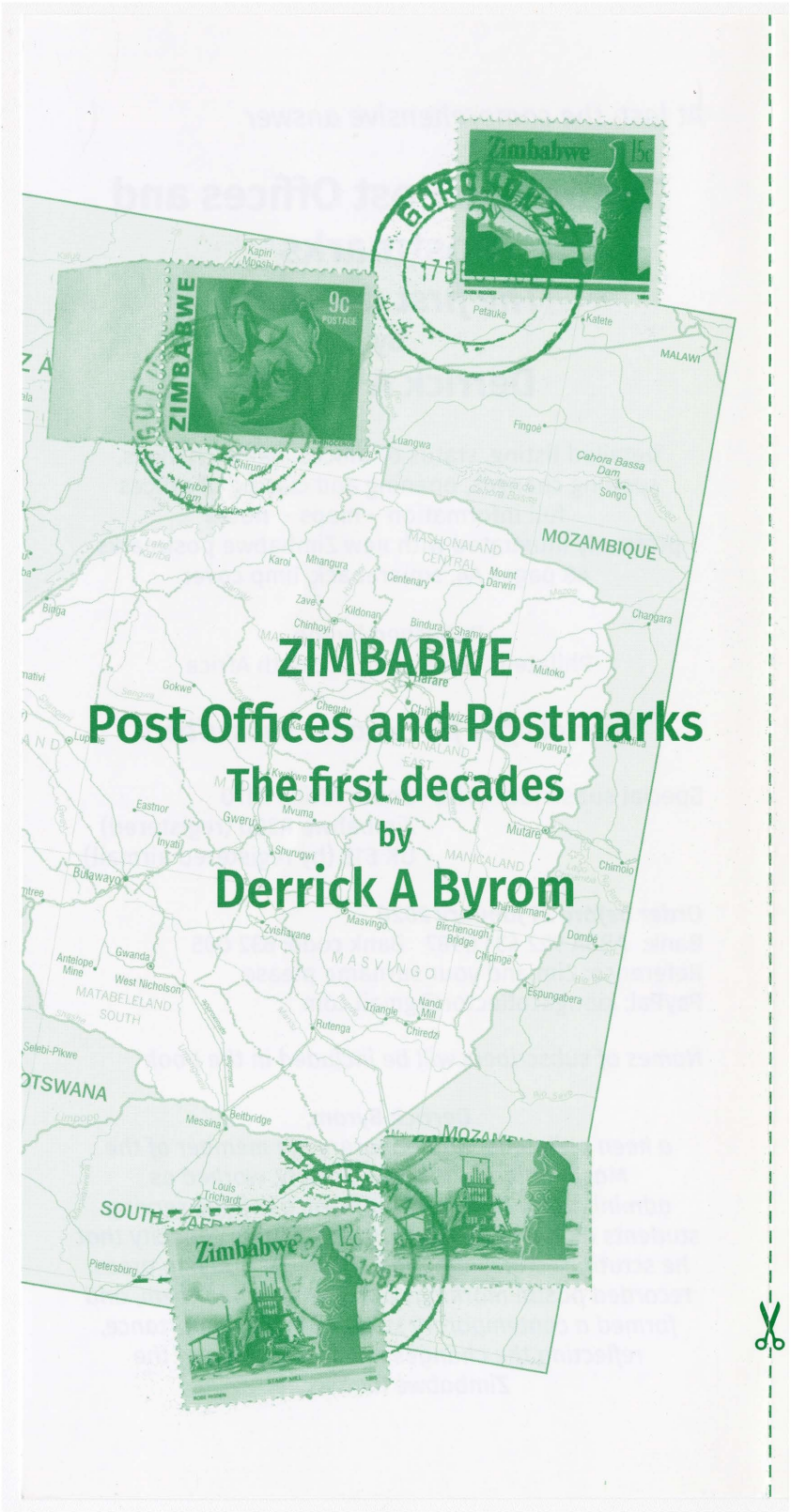

ZIMBABWE
Post Offices and Postmarks
The first decades
by
Derrick A Byrom

Digitised by the Department of Library Services in support of open access to information, University of Pretoria, 2024

ORDER FORM

for Advance Subscribers

Please use block letters

Name .....

Postal address.....

.....

.....

Postal code: .....

Please send me ☐ (number of copies) of

Zimbabwe Post Offices and Postmarks
The first decades

Amount ..... (see overleaf)

I have paid by ☐ EFT ☐ PayPal
Reference: Zim and surname

Signature .....

Date .....

Send to: PhilFed Books
PO Box 4007, George East 6539, SA
Or email: johgroen@mweb.co.za

Advance orders at special price close 31 January 2020
Regret, the Federation does not have a facility to process credit card payments.

Digitised by the Department of Library Services in support of open access to information, University of Pretoria, 2024



ZimOrderFormOct2019

Digitised by the Department of Library Services in support of open access to information, University of Pretoria, 2024