

Journal of Molecular Liquids

Utilisation of Adsorption as a Resource Recovery Technique for Lithium in Geothermal Water

--Manuscript Draft--

Manuscript Number:	MOLLIQ-D-22-03391R2
Article Type:	Review article
Section/Category:	Water, aqueous solutions and other hydrogen-bonded liquids
Keywords:	Adsorption; Environment; Geothermal water; Lithium; Product Recovery
Corresponding Author:	Joshua O. Ighalo, M.Eng Nnamdi Azikiwe University Ilorin, NIGERIA
First Author:	Joshua O. Ighalo, M.Eng
Order of Authors:	Joshua O. Ighalo, M.Eng James F. Amaku Chijioke Olisah Adedapo O. Adeola Kingsley O. Iwuozor Kovo G. Akpomie Jeanet Conradie Kayode A. Adegoke Kabir O. Oyedotun
Abstract:	<p>Geothermal water is rich in lithium (Li) and this can be recovered by adsorption and other methods. Product recovery by adsorption is important for the circular economy and the limitation of geogenic Li in the biosphere. The aim of this paper was to review the performance of different adsorbents for the removal of Li from geothermal water. The reported adsorption capacity was between 6 – 69 mg/g for most materials and optimal pH of 12 was very important for this. Ion-exchange was the major mechanism of Li uptake for nano-adsorbent of inorganic origin. Other important mechanisms observed were intercalation with associated hydrogen bonds and electrostatic attraction, and intermolecular and intramolecular complexation. The Langmuir isotherm and pseudo-second-order model were best-fit to describe the Li uptake in most cases. Adsorption was observed to have some technical advantages over other processes. It is relatively cheaper, does not have chemical resistance observed in membranes, does not have the limited selectivity and difficulty of integration (into industrial processes) of solvent extraction, and the electrical requirements of electrochemical techniques. HCl is the most effective eluent for Li desorption and most adsorbents can be reused over 5 times with good retention of adsorption capacity. Future studies can look into column adsorption of Li, molecular modelling of Li interaction with sorbents, used adsorbent disposal and cost analysis.</p>
Suggested Reviewers:	Aiman Al-Rawajfeh, PhD Tafila Technical University aimanr@yahoo.com Ali Hashem, PhD National Research Center alhashem2000@yahoo.com Servet Tural, PhD Dicle University stural@dicle.edu.tr Bilsen Tural, PhD Dicle University

	bilsentural@gmail.com
	Azlin Osman, PhD University Malaysia Perlis azlin@unimap.edu.my
Opposed Reviewers:	
Response to Reviewers:	



**DEPARTMENT OF CHEMICAL ENGINEERING,
FACULTY OF ENGINEERING, NNAMDI AZIKIWE
UNIVERSITY, P.M.B. 5025, AWKA, NIGERIA**

Joshua O. Ighalo (*M.Eng ChE*) Tel: +2347038920800
E-mail: jo.ighalo@unizik.edu.ng

June 2nd, 2022

The Editor-in-Chief,
Journal of Molecular Liquids

Dear Sir,

Submission of Manuscript

I undertake that the original authorship of the manuscript titled: "**Utilisation of Adsorption as a Resource Recovery Technique for Lithium in Geothermal Water**" belong to the authors stated as follows:

Joshua O. Ighalo^{1, 2*}, James F. Amaku³, Chijioke Olisah^{4, 5}, Adedapo O. Adeola^{6, 7}, Kingsley O. Iwuozor⁸, Kovo G. Akpomie^{9, 10}, Jeanet Conradie⁹, Kayode A. Adegoke⁷, Kabir O. Oyedotun¹¹

¹Department of Chemical Engineering, Nnamdi Azikiwe University, P. M. B. 5025, Awka, Nigeria

²Department of Chemical Engineering, University of Ilorin, P. M. B. 1515, Ilorin, Nigeria

³Department of Chemistry, Michael Okpara University of Agriculture, Umudike, Nigeria.

⁴DSI/NRF Research Chair, Shallow Water Ecosystems, Nelson Mandela, University, Port Elizabeth, South Africa

⁵Department of Chemistry, Nelson Mandela University, Port Elizabeth, South Africa.

⁶Department of Chemical Sciences, Adekunle Ajasin University, Akungba-Akoko, Ondo State, Nigeria.

⁷Department of Chemical Sciences, University of Johannesburg, Doornfontein, 2028, South Africa.

⁸Department of Pure & Industrial Chemistry, Nnamdi Azikiwe University, Awka, Nigeria

⁹Department of Chemistry, University of the Free State, Bloemfontein, 9300, South Africa.

¹⁰Department of Pure & Industrial Chemistry, University of Nigeria, Nsukka, Nigeria

¹¹Department of Chemical Engineering, University of Pretoria, Hatfield, Pretoria 0028, South Africa

Based on the authors' exhaustive search, there are no reviews examining the adsorption of Li from geothermal water. The aim of this paper is to review the performance of different adsorbents for the removal of Li from geothermal water. The goal was to elucidate key reasons for effective Li uptake as identified by the key papers in the field, systematically organise the literature and discuss important innovations that could bear significance for future investigations on the subject. The review examined other aspects of the adsorptive process such as uptake mechanism, classical modelling (isotherm, kinetics and thermodynamics), desorption, and adsorbent reusability. The core literature analysis considered all important research publications on the subject within the past 5 years.

This paper is an original research work and is not under consideration for publication either in part or whole in any other journal. The manuscript has been approved by all co-authors and there is no conflict of interest. Thank you very much for your consideration.

Suggested reviewers

Aiman Eid Al-Rawajfeh PhD

Professor, Department of Chemical Engineering, Tafila Technical University, Tafila, Jordan

aimanr@yahoo.com

Ali Hashem PhD
Professor, National Research Centre, Dokki, Cairo, Egypt.
alhashem2000@yahoo.com

Servet Tural PhD
Professor, Department of Chemistry, Dicle University, Turkey
stural@dicle.edu.tr

Bilsen Tural PhD
Professor, Department of Chemistry, Dicle University, Turkey
bilsentural@gmail.com

Azlin Fazlina Osman PhD
Associate Professor, Faculty of Chemical Engineering Technology, Universiti Malaysia Perlis, Malaysia
azlin@unimap.edu.my

Yours sincerely,

A handwritten signature in blue ink, appearing to read 'J. Ighalo', enclosed within a circular scribble.

Joshua O. Ighalo (*B.Eng. ChE, M.Eng. ChE, R.Engr.*)

Utilisation of Adsorption as a Resource Recovery Technique for Lithium in Geothermal Water

Joshua O. Ighalo^{1,2*}, James F. Amaku³, Chijioke Olisah^{4,5}, Adedapo O. Adeola^{6,7}, Kingsley O. Iwuozor⁸, Kovo G. Akpomie^{9,10}, Jeanet Conradie⁹, Kayode A. Adegoke⁷, Kabir O. Oyedotun¹¹

¹Department of Chemical Engineering, Nnamdi Azikiwe University, P. M. B. 5025, Awka, Nigeria

²Department of Chemical Engineering, Kansas State University, Manhattan, Kansas, USA

³Department of Chemistry, Michael Okpara University of Agriculture, Umudike, Nigeria.

⁴DSI/NRF Research Chair, Shallow Water Ecosystems, Nelson Mandela, University, Port Elizabeth, South Africa

⁵Department of Chemistry, Nelson Mandela University, Port Elizabeth, South Africa.

⁶Department of Chemical Sciences, Adekunle Ajasin University, Akungba-Akoko, Ondo State, Nigeria.

⁷Department of Chemical Sciences, University of Johannesburg, Doornfontein, 2028, South Africa.

⁸Department of Pure & Industrial Chemistry, Nnamdi Azikiwe University, Awka, Nigeria

⁹Department of Chemistry, University of the Free State, Bloemfontein, 9300, South Africa.

¹⁰Department of Pure & Industrial Chemistry, University of Nigeria, Nsukka, Nigeria

¹¹Department of Chemical Engineering, University of Pretoria, Hatfield, Pretoria 0028, South Africa

*Corresponding author (J. O. Ighalo), Email address: oshea.ighalo@yahoo.com ;

jo.ighalo@unizik.edu.ng

Abstract

Geothermal water is rich in lithium (Li) and it can be recovered by adsorption and other methods. Product recovery by adsorption is important for the achievement of a circular economy and the reduction of geogenic Li in the biosphere. This paper aims to review the performance of different adsorbents for the removal of Li from geothermal water. The reported adsorption capacity was between 6 – 69 mg/g for most materials and the optimal pH was about 12. Ion-exchange was the major mechanism of Li uptake onto nano-adsorbents of inorganic origin. Other important mechanisms observed were intercalation with associated hydrogen bonds, electrostatic attraction, intermolecular and intramolecular complexation. The Langmuir isotherm and pseudo-second-order model were best-fit to describe the Li uptake in most cases. Adsorption is observed to have some technical advantages over other processes. It is relatively cheaper, does not have chemical resistance observed in membranes, does not have the limited selectivity and difficulty of integration into industrial processes, and does not possess the high electrical requirement of electrochemical techniques. HCl is the most effective eluent for Li desorption and most adsorbents can be reused over 5 times with good retention of adsorption capacity. Future studies can look into column adsorption of Li, molecular modelling of Li interaction with sorbents, used adsorbent disposal and cost analysis.

Keywords: Adsorption; Environment; Geothermal water; Lithium; Product Recovery

1. Introduction

Geothermal resources were developed and used early in the history of renewable energy as a member of the renewable energy family. In comparison to other renewable energy sources, geothermal sources have vast reserves, a wide distribution, strong stability, and a high usage

efficiency; also, once established, they can be used for an extended length of time (Xia and Zhang 2019). According to Zhu et al. (2015), geothermal energy accounts for only 0.3% of total power generation and 1.5% of renewable energy generation. In the year 2020, the energy produced from global geothermal resources was estimated to be about 14,050 megawatts, a 1.18% increase from that obtained in 2019 (Jaganmohan 2021).

Geothermal water is water sourced from geothermal wells which come at very high temperatures (in the form of steam), and can be used to drive turbines for electricity generation (Alhamid et al. 2016). However, this can be saline and rich in dissolved minerals from source rocks (Jeffers et al. 2017). Based on the nature of the rock, a wide assortment of metals is present in the water, such as lithium (Li), boron (B) and potassium (K) (Tan et al. 2018). Li is an important component of batteries with high energy density (Stringfellow and Dobson 2021b), lubricants and metal alloys (Noerochim et al. 2019). These are relevant in end-use electronics, electric vehicles, portable electronics and grid energy storage (Warren 2021). Based on the strong interest in Li for energy applications and storage, it is projected that global production will continue to increase across all continents (see **Figure 1**) (Grosjean et al. 2012). Demand by 2050 could be 56 times its current value (Can et al. 2021). Given that geothermal resources have the potential to be a green energy source, the lithium resources in lithium-rich geothermal fluid are gaining interest, with some experts claiming that lithium resources in geothermal water can reach 2 Metric tonnes (Wang et al. 2021).

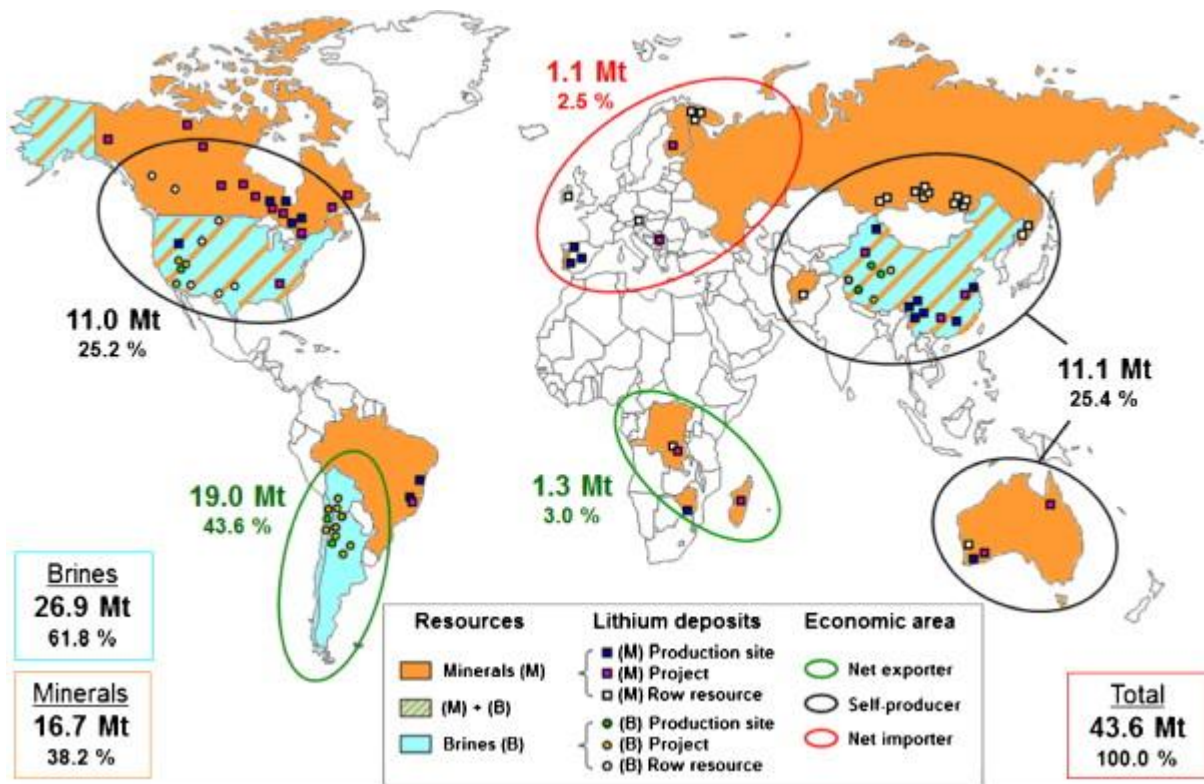


Figure 1. Global projections of Li production based on mineral and brine sources. (Reprinted from *Renewable and Sustainable Energy Reviews*, Vol 16, Grosjean C, Miranda PH, Perrin M, Poggi P, *Assessment of world lithium resources and consequences of their geographic distribution on the expected development of the electric vehicle industry*, pg. 1735-1744, 2012 with permission from Elsevier)

Geothermal fluids are rich in valuable metals and various technologies have been used to extract these metals (Harrison 2014). Lithium can be present in geothermal water to a concentration up to 10 mg/L (Park et al. 2012). The recovered amount of Li from geothermal water is about 2% of the global production total (Jeffers et al. 2017). Though this is comparatively low, it still represents a significant effort in the circular economy initiative where product recovery and reuse are paramount (Ighalo et al. 2021b). Meshram et al. (2014) classified Li recovery from

brines, minerals and seawater as a primary source whilst considering recovery from Li batteries as the only secondary source. Their classification was based on the obtainable production volumes. Geothermal water is also a secondary source of Li, due to its relatively lower volume, and because it is integrated in its application in electricity generation.

Table 1 summarises the technologies other than adsorption for the recovery of Li from geothermal water. This is done to provide proper context to readers to understand the place, relevance, and significance of adsorption compared to other competing processes. It also provides a good platform to compare process performance and other technical intricacies that would make each process unique under different application scenarios (Cetiner et al. 2015). However, another excellent classification of the broad spectrum of the processes for Li recovery from geothermal water is presented by Stringfellow and Dobson (2021a), namely precipitation, organic sorbents, membrane separation, and electrochemical separation.

- (a) Precipitation: Metals can be directly precipitated from the geothermal water as metal sulphides or hydroxides. However, this process is only suitable when (i) the concentration of metals is low and (ii) the variety of metals is not wide. If there is a wide variety of metals, the precipitate becomes a complex metal sulphide that would require further processing, thereby increasing production cost and time. If the concentration of the metal is above the maximum concentration for solubility (Cetiner et al. 2015), precipitation would also not be effective.
- (b) Ion exchange: Li uptake by ion-exchange using resins or membranes (not adsorbents) can be a rather expensive and pH-sensitive process. The selectivity of the resin depends greatly on its hydrated radius, molecular configuration and electric charge. Membranes can also be effective for Li recovery. Besides their cost due to the use of higher pressures and observed chemical resistance (Recepoğlu et al. 2018b), membranes preserve the chemical integrity of the dissolved

salts and metals in the aqueous phase after separation, hence simplifying any required additional processing (Igwegbe et al. 2022).

- (c) Bioaccumulation: Bioaccumulation utilises biochemically-mediated reaction mechanisms in living cells to take up Li from geothermal water (Lo et al. 2014). The key mechanism is redox reaction and sulphate reduction. It is quite different from biosorption which is a hybrid process of surface uptake and bulk absorption phenomena (?) involving dead cells of plant and animal origin (Ighalo and Adeniyi 2020).
- (d) Hybrid processes: These involve a combination of two or more processes for Li removal. Some of the key innovations in recent times (key findings summarised in **Table 1**) are the electrochemical techniques (Han et al. 2020; Sun et al. 2020), bioaccumulation (Lo et al. 2014), and hybrid processes combining multiple techniques. Considering reusability, it was observed in the previous section that most nano-adsorbents of inorganic origin can be reused for Li uptake over 5 times with good retention of adsorption capacity. This is similar to most of the novel processes mentioned here. We believe that adsorption can compete as well as these processes (in the domain of reusability). This is not surprising because the ion-exchange mechanism for adsorption is similar to those observed in these systems.
- (e) It can be summarised that adsorption possesses certain peculiarities that gives it a technical advantage over other processes. It is relatively cheaper, does not have chemical resistance observed in membranes, does not have the limited selectivity and difficulty of integration (into industrial processes) of solvent extraction, and the electrical requirements of electrochemical techniques.

Table 1. Other processes for the recovery of Li from geothermal water

Process	Key findings	Existing challenges/Need for improvements	References
Electrochemical technique	Over 90% Li recovery is achievable and developed electrodes could be regenerated and reused for up to 8 cycles. Good metal selectivity.	High energy consumption and the limitations of mass transfer	(Han et al. 2020) (Sun et al. 2020)
Bioaccumulation	Over > 80% Li recovery is possible. Cellular uptake of metals drives the process.	The method is not robust as changes in process conditions could lead to the death of the microorganism and halt bio-recovery. The process takes a long time. Non-selective metal recovery.	(Lo et al. 2014) (Diep et al. 2018)
Ion-exchange/membrane hybrid process	Over 90% Li recovery is achievable. The process was optimised to achieve best-condition parameters as 1.5 g resin/L solution, 6.0 mL/min replacement rates and a permeate flow rate of 5.0 mL/min.	Membrane fouling and associated cost remain a challenge. % Recovery (%) decreases with the presence of co-contaminants	(Recepoğlu et al. 2018b)
Adsorption/membrane hybrid process	100% Li recovery was achieved, and regeneration was possible using 1 M HCl as eluent	Field or industrial application of the technique is a challenge as most wastewater treatment plants do not have the flexibility to accommodate hybrid techniques	(Recepoğlu et al. 2018a) (Adeola and Forbes, 2021)
Hybrid capacitive deionisation	The electrodes had very high selectivity and capacity for Li salts with up to 73% recovery from the electrode captured	Electrode deactivation and process costs are challenges.	(Siekierka et al. 2018b) (Siekierka et al. 2018a) (Siekierka and Bryjak 2021)

Adsorption is a low-cost technology that can be used to recover various chemical species from the aqueous phase (Adeyanju et al. 2022; Ogunlalu et al. 2021). It is also very suitable for pollutant uptake at medium and low concentrations (Ighalo et al. 2022; Iwuozor et al. 2021a). It has been used over the years as an important tool for pollutant recovery from geothermal water. This application bears two significance for two reasons; (i) product recovery for the circular economy and (ii) limitation of geogenic Li in the biosphere to mitigate its ecotoxicological effect.

Based on the authors' exhaustive search, there are no reviews examining the adsorption of Li from geothermal water. This paper aims to review the performance of different adsorbents for the removal of Li from geothermal water. The goal is to elucidate key reasons for effective Li uptake as identified by the key papers in the field, systematically organise the literature and discuss important innovations that could bear significance for future investigations on the subject. The review examined other aspects of the adsorptive process such as uptake mechanism, classical modelling (isotherm, kinetics and thermodynamics), desorption, and adsorbent reusability. The core literature analysis considered important research publications on the subject within the past 5 years.

2. Application of adsorption for Li removal

Adsorption in geothermal water is unique because it is unlike other systems with a single adsorbate. When experiments are done with the actual geothermal water (and not synthesised solutions of Li in water), there is the presence of competing ionic species such as boron (B) and potassium (K) (Tan et al. 2018). The nature of the source rock can also influence the concentration and distribution of these ionic species in the aqueous phase. This means there is a constant competition between Li and other cations for active sites on the adsorbent. Based on the nature of

the adsorbate, adsorbents that suit Li uptake have to be good cation exchangers or amphoteric exchangers. The adsorbent can have other unique features to improve uptake performance, impact specific capabilities (like reusability, affinity and stability) or introduce multiple uptake mechanisms in the process. However, the cation exchange ability of the adsorbent material is very important if significant performance for Li uptake will be achieved.

Various adsorbent materials have been investigated for the removal of Li from geothermal water. The key index used for the evaluation of the uptake performance is the monolayer adsorption capacity q_{max} (in mg/g) (Iwuozor et al. 2021c). The q_{max} is an intrinsic property of the material for the specific chemical species albeit dependent on the solution chemistry (which are controlled by the pH and temperature) (Iwuozor et al. 2021b). The pH and temperature at which the q_{max} was obtained was therefore stated in **Table 2**. Furthermore, specific surface area (SSA) and average pore sizes of the adsorbent are also mentioned in the Table as these are key physico-chemical properties that determine the potentials of the adsorbent for the application (Igwegbe et al. 2021b). q_{max} can either be determined by equilibrium isotherms or from direct observation of experimental values (noticeable in kinetics experiment results) (Oba et al. 2021). This method of determination also determines the accuracy of the results hence it is specified in **Table 2**. q_{max} from equilibrium isotherm modelling is a theoretical prediction that is only accurate when the utilised model is a statistical fit to the experimental results. Due to the erroneous q_{max} , which could be vastly different from the actual results, it can be assumed that investigations on statistical validation of model accuracy is not thorough. Chen et al. (2020) used iron oxide nanoparticles to modify layered double hydroxide for the selective uptake of Li from brine. Increasing the amount of the iron oxide nanoparticles reduced the available surface area for uptake and the eventual removal of Li. However, the adsorbent had preferential selectivity for Li in competition with Mg^{2+} ,

Na⁺, K⁺ and Ca²⁺. The key highlight of this paper is that there can be a trade-off between performance and selectivity as the latter can be very important. If an adsorbent performs well but is more selective toward other competing species, then it is not of much use in a practical sense (Paranthaman et al. 2017). Further on selectivity, the titanium-based Li sieve developed by Chen et al. (2021b) achieved a higher uptake capacity for Li in an aqueous solution compared to that in geothermal water. This is due to the effect of the competition of other ionic species in the geothermal water, hence the reduced Li uptake in geothermal water. Selectivity can also be influenced by synthesis techniques, as λ -MnO₂ obtained from a hydrometallurgical method is superior to that from a pyrometallurgical method for Li uptake (Yoshizuka et al. 2021).

Besides the intrinsic properties like pH and temperature, there are other factors that affect the Li adsorption system. These are already well known, but a quick summary is presented. Contact time helps to increase Li uptake until equilibrium is achieved. Adsorption is a rate controlled process, and time is required for each step. At equilibrium, increasing contact time no longer has a positive effect on the process, as Li can even start desorbing into the aqueous phase. Smaller particle sizes favour adsorption because it results in higher SSA. Adsorption is a surface phenomenon, hence its direct relationship with SSA. The speed of agitation aids adsorption due to quicker sorbate-sorbent interactions. Looking at **Table 2**, it can be observed that most adsorbents can remove between 6 – 69 mg/g of Li. This is deceptively low when compared to other pollutants in many adsorption papers, but is actually a very high value for Li. Li is one of the lightest elements, and the quoted mass volumes correspond to relatively high molar volumes. Optimal pH is usually in the basic range, and most studies have observed a pH of 12 as optimum (especially using nano-adsorbents of inorganic origin).

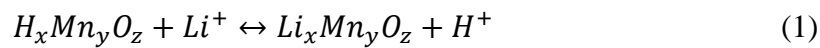
Table 2. Adsorbent performance for Li recovery from geothermal water

Adsorbent	Adsorption mechanism	q_{max} (mg/g)	pH	Temp (°C)	Time (hrs)	SSA (m ² /g)	Average pore volume (cm ³ /g)	Method of q_{max} determination	Ref.
LiMn ₂ O ₄ nanoparticles	-	68.35	-	-	72.0	-	-	Experiments	(Noerochim et al. 2016)
Modified activated carbon (Mn0.1-CAC)	Ion-exchange	50.10	12	25	19.0	421.0	0.579	Experiments	(Kamran et al. 2019)
H _{1.6} Mn _{1.6} O ₄ Ion Sieve (HMO-1)	Ion-exchange, Langmuir	43.80	11	25	24.0	17.67	-	Experiments	(Qian et al. 2019)
Li ₄ Ti ₅ O ₁₂ spinel ternary oxide nanotube	Ion-exchange, Freundlich	39.43	9.17	25	120	-	-	Experiments	(Moazeni et al. 2015)
Titanium-based sieve (PIS-4)	Ion-exchange, Freundlich	34.23	12	60	10.0	102.8	-	Langmuir	(Chen et al. 2021b)
LIS-doped mixed matrix membrane (LIS-MMM)	Chemisorption, Langmuir	25.01	12	25	0.75	-	-	Experiments	(Miao et al. 2022)
H ₂ TiO ₃ supported on Polysulfone fiber	Chemisorption, Langmuir	22.66	12	60	1.00	6.510	0.015	Experiments	(Zhao et al. 2022)
Polyporous PVC–HTO	Chemisorption, Langmuir	12.84	12	55	12.0	-	-	Experiments	(Lin et al. 2019)
Granulated H ₄ Mn ₅ O ₁₂ /chitosan	Chemisorption, Langmuir	11.40	12	60	48.0	-	-	Experiments	(Ding et al. 2021)
Powdered λ-MnO ₂	Intraparticle diffusion, Langmuir	10.17	8.4	25	24.0	68.00	-	Experiments	(Recepoğlu et al. 2017)
Crosslinked chitosan/LMO	Chemisorption, Langmuir	8.980	12	30	24.0	-	-	Experiments	(Wang et al. 2020)
Magnetic layered double hydroxides	Chemisorption, Langmuir	6.390	-	55	10.0	92.56	0.280	Langmuir	(Chen et al. 2021a)
Magnetic layered double hydroxides (MLDH-1)	Chemisorption, Liu model	6.260	-	55	10.0	92.56	0.280	Liu	(Chen et al. 2020)
Phosphorylated hazelnut shell biosorbent	Freundlich	6.030	5.8	25	6 mins	0.8193	0.0006	Experiments	(Recepoğlu and Yüksel 2021)
Hollow fiber membrane	-	18.10	9.2	30	24.0	-	-	Experiments	Jia et al. 2019
Inorganic nanofiber	Chemisorption, Freundlich	34.21	11.0	25	24.0	16.3191	-	Langmuir	Choi et al. 2020
poly(acrylonitrile) nanofibers-HMO composite	Chemisorption, Langmuir	10.3	11.0	25	48.0	-	-	Langmuir	Park et al. 2014

3. Adsorption mechanism for Li

To be able to understand the uptake of Li properly, there is a need to evaluate the physical and chemical interaction mechanisms between itself and adsorbents. The key uptake mechanisms of Li adsorption from geothermal water as discussed in the literature is summarised in **Table 3**. From our analysis, it seems the nature of the adsorptive interaction is highly dependent on the nature of the adsorbent material.

Chen et al. (2021b) observed that ion-exchange was the key mechanism for the uptake of Li from aqueous media. H-O-Ti was changed to Li-O-Ti by exchange, due to the lower electronegativity of Li. Ion exchange was also observed by Ding et al. (2021) for granulated $H_4Mn_5O_{12}$ /chitosan. The mechanism of ion exchange was confirmed by XPS as the authors noticed an unchanged Mn^{4+} in the material before and after adsorption. The same valency for Mn^{4+} suggests the direct exchange of H with Li during the uptake process. A similar mechanism has also been observed by many other studies shown in **Table 3**, especially for those with nano-adsorbents of inorganic origin. Even though the major mechanism was ion-exchange, other mechanisms like redox and redox-ion exchange recombination mechanisms were also observed (Kenta et al., 1988; Feng et al., 1992; Wang et al., 2019; Ore and Adeola, 2021). We will propose a general expression of the mechanism for this ion exchange. Let us consider the general form of the oxide of manganese which always has associated hydrogen and is popularly used for the adsorption of Li. They can easily be lithiated into lithium manganese oxides (LMOs) by simple ion-exchange shown in **Eq. 1**. LMOs themselves can also be used as adsorbents for Li again after delithiation by hydrogen enrichment by strong acids. **Eq. 1** is reversible, and the reverse direction is Li desorption.



For a layered adsorbent (layered double hydroxide), Luo et al. (2021) observed that intercalation of the Li ions was the uptake mechanism. Intercalation is a process where chemical species are lodged within layers of a material (Iwuozor et al. 2021c). The ions were observed to have lodged in the octahedral holes of $\text{Al}(\text{OH})_3$. Besides intercalation, Zhong et al. (2021) showed that the uptake can be associated with electrostatic interaction and hydrogen bonds. It should be noted that the ion exchange observed above was majorly for nano-adsorbents of inorganic origin. For biosorbents of plant origin with unique pore and morphological properties, the case was observed to be different. Based on deductions on the magnitude of chemical interactions from thermodynamic analysis, Receptoğlu and Yüksel (2021) posed that the uptake of Li onto phosphorylated hazelnut shell biosorbent is by physisorption. Though specific interactions were not elucidated, this seems plausible as it complements the isotherm modelling observation of Freundlich as the best-fit. Under the physisorption regime, multi-layer Li uptake is possible. This is in contrast with most ion-exchange mechanisms that had the Langmuir isotherm as best-fit, suggesting mono-layer uptake. For the case of poly(acrylic acid) modified zeolite, Wiśniewska et al. (2018) observed the formation of polymer-metal coordination complexes in the intermolecular and intramolecular domain. The Li cations can interact with the dissociated $-\text{COO}^-$ ligands on the polymers. Similar observations were made by Wiśniewska et al. (2020) for poly(acrylic acid) modified zeolite-sodalite. Furthermore, the Law of Matching Water Affinities has been used to describe the selective interactions/or binding/ or complexation of the cation with carboxylate groups in biological systems (i.e., protein) and in aqueous systems (Uejio et al. 2008; Stringfellow and Dobson, 2021b). The principle states that similar hydration free energies facilitate the formation of stable insoluble carboxylic salts between cations (such as Li, Na, K) and the carboxylate group. Transitions from the atomic 1s core levels to π^* carbonyl antibonding orbitals

are seen in the carboxylate K-shell spectra, with the latter changing to a higher energy in response to a stronger contact with the cation (Uejio et al., 2008). Other selective lithium-complexing agents include crown ethers, Amic-Acid, beta-diketone, etc. (Torrejos et al. 2017; Meng et al. 2021; Zhang et al., 2021; Hanada et al. 2022)

In summary, ion exchange was the major mechanism for adsorption using nano-adsorbent of inorganic origin. Intercalation with hydrogen bonds and electrostatic attraction was layered with double hydroxides and physical adsorption for biosorbents, and intermolecular and intramolecular complexation for polymer-modified adsorbents (**Figure 2**).

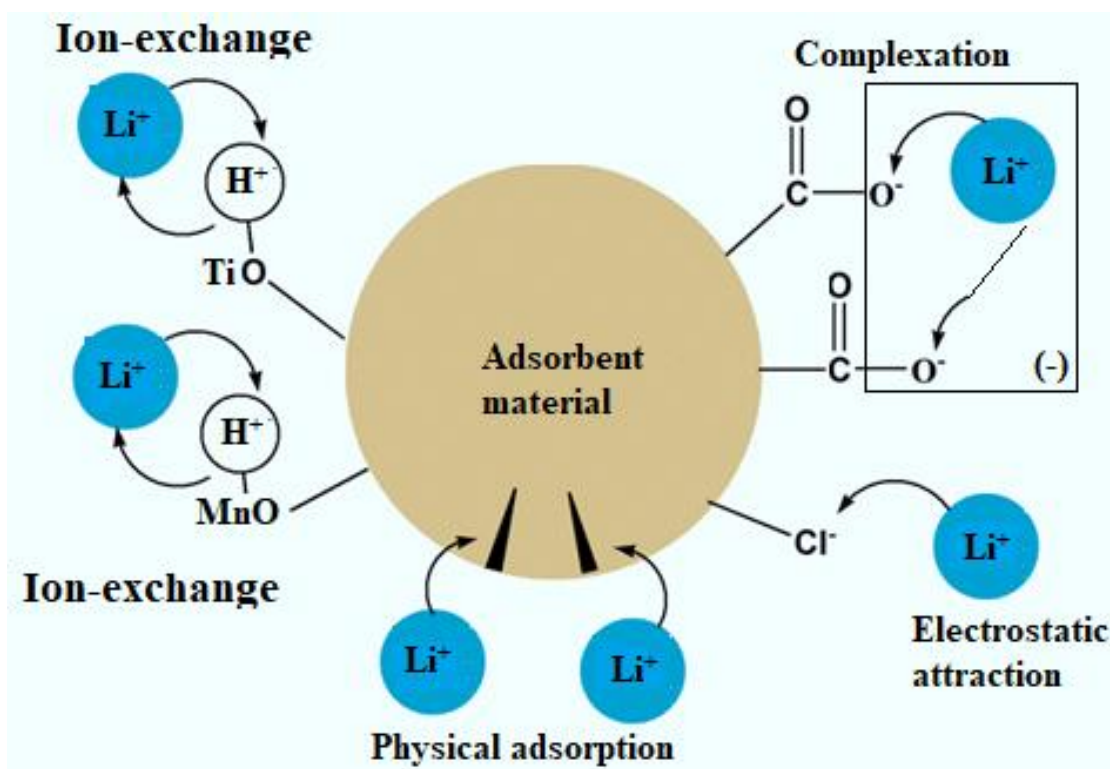


Figure 2. Some important mechanisms of Li adsorption

Table 3. Mechanism of Li adsorption from geothermal water

Adsorbent	Optimum pH	Adsorption mechanism	Ref.
Titanium-based sieve (PIS-4)	12	Ion exchange	(Chen et al. 2021b)
Granulated H ₄ Mn ₅ O ₁₂ /chitosan	12	Ion exchange	(Ding et al. 2021)
Polyporous PVC–HTO	12	Ion exchange	(Lin et al. 2019)
Li-Al layered double hydroxide	6	Intercalation	(Luo et al. 2021)
Li-Al layered double hydroxide	-	Intercalation, electrostatic interaction and hydrogen-bonds	(Zhong et al. 2021)
H _{1.6} Mn _{1.6} O ₄ Ion Sieve (HMO-1)	11	Ion exchange	(Qian et al. 2019)
Phosphorylated hazelnut shell biosorbent	5.8	Physisorption	(Recepoğlu and Yüksel 2021)
Crosslinked chitosan/LMO	12	Ion exchange	(Wang et al. 2020)
Polymer modified zeolite	9	Intermolecular and intramolecular complexation	(Wiśniewska et al. 2018)
Polymer modified zeolite-sodalite	9	Intermolecular and intramolecular complexation	(Wiśniewska et al. 2020)

4. Equilibrium isotherm and kinetics modelling

Equilibrium isotherm modelling and kinetics modelling are classical techniques for modelling adsorption data that can help derive important information about the process based on model assumptions (Iwuozor et al. 2022). The obtained results are important in determining uptake performance, sorbent management, and key parameters for the potential upscaling of the process (Igwegbe et al. 2021a). The results for best-fits for the equilibrium isotherm and kinetics modelling of Li adsorption from geothermal water are summarized in **Table 4**. The table also indicates whether the modelling was done via linear or non-linear techniques. The non-linear technique is more accurate, as it eliminates mathematical errors due to linearisation (Tran et al. 2017).

Chen et al. (2020) observed that the Liu isotherm was the best-fit for describing the uptake of Li by magnetic layered double hydroxides. The obtained Liu equilibrium constant was also useful in thermodynamics modelling. Zhong et al. (2021) observed that the Sips isotherm was the best-fit for Li by magnetic layered double hydroxides. The Sips isotherm model assumes either mono-layer or multilayer based on the values of the parameters (Wang and Guo 2020). Zhong et

al. (2021) proposed multi-layer adsorption based on the findings in their study. Besides these, the other studies had the Langmuir isotherm as the best-fit thereby suggesting mono-layer adsorption.

For kinetics modelling, the pseudo-second-order (PSO) model was observed as the best-fit. This suggests that both the available active sites in the adsorbent, and the Li concentration control the uptake rate (Emenike et al. 2022; Liu et al. 2022). There are sometimes erroneous deductions where the PSO has been pointed as a marker for chemisorption. Many recent papers have made efforts to debunk this (Ighalo et al. 2021a; Lima et al. 2021). It should be noted that the kinetics of Li uptake is very slow and can be between 24 – 72 h.

Table 4. Best-fit isotherm and kinetic models for Li uptake from geothermal water

Adsorbent	Isotherm models			Kinetic models			Ref.
	Best fit	Technique	R ²	Best fit	Technique	R ²	
Magnetic layered double hydroxides (MLDH-1)	Liu	Non-linear	>0.984	PSO	Non-linear	0.992	(Chen et al. 2020)
Magnetic layered double hydroxides	Langmuir	Non-linear	>0.968	PSO	Non-linear	>0.979	(Chen et al. 2021a)
Titanium-based sieve (PIS-4)	Langmuir	Non-linear	0.993	PSO	Non-linear	0.958	(Chen et al. 2021b)
Modified activated carbon (Mn0.1-CAC)	-	-	-	PSO	Linear	0.985	(Kamran et al. 2019)
Polyporous PVC-HTO	-	-	-	PSO	Linear	0.999	(Lin et al. 2019)
LIS-doped mixed matrix membrane (LIS-MMM)	Langmuir	Non-linear	0.9323	PSO	Non-linear	>0.995	(Miao et al. 2022)
H _{1.6} Mn _{1.6} O ₄ Ion Sieve (HMO-1)	Langmuir	Non-linear	0.997	PSO	Non-linear	0.982	(Qian et al. 2019)
Powdered λ-MnO ₂	Langmuir	Linear	0.966	PSO	Linear	0.99	(Recepoglu et al. 2017)
Phosphorylated hazelnut shell biosorbent	Freundlich	Non-linear	0.999	-	-	-	(Recepoglu and Yüksel 2021)
H ₂ TiO ₃ supported on Polysulfone fiber	Langmuir	Non-linear	0.997	PSO	Non-linear	0.994	(Zhao et al. 2022)
Li-Al layered double hydroxide	Sips	Non-linear	>0.943	PSO	Linear	>0.997	(Zhong et al. 2021)

5. Modelling of Thermodynamics

Modelling of thermodynamics is another classical adsorption modelling investigation that seeks to evaluate the temperature behaviour of the adsorption system and understand the related energies involved in the process (Zhul-quarnain et al. 2018). The summary of thermodynamic parameters obtained in literature for the adsorption of Li from geothermal water is summarised in **Table 5**. Chen et al. (2020) observed that the change in Gibbs free energy is negative for Li uptake by magnetic layered double hydroxides. This suggests a spontaneous process. The positive change in enthalpy suggests the process is endothermic and would be favoured at higher temperatures. This effect was experimentally verified in the study. In the context of industrial systems, endothermic adsorption is favourable because the water can be at an elevated temperature before treatment and would not require much cooling. From **Table 5**, it can be summarised that Li uptake from geothermal water is usually spontaneous and endothermic. This is due to the negative ΔG° values and the positive ΔH° values across all temperature regimes (Zein et al. 2022). The positive ΔS° values suggest there is increased randomness at the solid-liquid interphase during the adsorption process (Hevira et al. 2021).

Table 5. Thermodynamic parameters for Li uptake from geothermal water

Adsorbent	Temp (K)	ΔG° (kJ/mol)	ΔH° (kJ/mol)	ΔS° (J/mol. K)	Ref.
Magnetic layered double hydroxides (MLDH-1)	283	-16.25	4.69	42.87	(Chen et al. 2020)
	298	-18.15			
	313	-18.72			
	328	-18.04			
Magnetic layered double hydroxides	283	-15.21	13.81	101.83	(Chen et al. 2021a)
	298	-16.12			
	313	-18.38			
	328	-19.57			
Titanium-based sieve (PIS-4)	298	-20.10	39.2	202.7	(Chen et al. 2021b)
	308	-24.20			
	318	-28.30			
	323	-32.40			

Granulated $H_4Mn_5O_{12}$ /chitosan	298	-20.60			(Ding et al. 2021)
	308	-21.81	10.17	103.51	
	318	-22.89			
	328	-23.67			
Polyporous PVC-HTO	298	-5.82			(Lin et al. 2019)
	308	-6.29	8.07	46.61	
	318	-6.75			
	328	-7.22			

6. Li desorption and adsorbent reusability

For an adsorbent material to be useful for Li recovery, it has to be reusable. Most competing technologies have reusability >5 times especially for those related to ion-exchange resins and electrochemical techniques. It is thereby imperative that the reusability of the adsorbent be determined to give proper perspective to its potential in light of other competing technologies. Desorption is an important aspect of reusability hence the used eluent for desorption is also mentioned. The desorption and reusability of various adsorbents for Li from geothermal water is given in **Table 6**. Some studies choose to report removal efficiency while others choose to report adsorption capacity after n cycles.

For magnetic layered double hydroxide, Chen et al. (2021a) observed that the adsorbent is usable for up to 8 cycles with good retention of Li uptake capacity. Using Titanium-based Li sieve, Chen et al. (2021b) observed that about 90% of the uptake capacity could be retained after 5 cycles. The desorption efficiency optimized by the appropriate use of HCl was also observed to be above 90%. For crosslinked chitosan/LMO, the attenuation of Li uptake capacity did not go below 1.1% of its initial value which can be considered to be relatively exceptional (Wang et al. 2020).

Generally, it is easy to achieve desorption of Li compared to other pollutants. All that is needed is a reduced pH and an acid to serve as an H^+ source for the replacement/ion exchange of Li in the adsorbent. This is why HCl is the most used eluent for Li desorption (see **Table 6**) as it is a strong acid that dissociates easily. It has been used beyond other strong acids due to its superior

performance. It is the strongest chlorinated acid, and its suitability is further enhanced by the fact that Cl⁻ is its anion (which already exists in brine) to form LiCl. Using other strong acids like H₂SO₄ and HNO₃ would introduce new anions into the system, thereby increasing complexity and cost of separation and isolation. The superiority of HCl has been proven experimentally as Receptoğlu and Yüksel (2021) showed that HCl was a superior eluent to NaCl and H₂SO₄ albeit for Li uptake onto phosphorylated hazelnut shell biosorbent. We observe from **Table 5** that most nano-adsorbents of inorganic origin can be reused over 5 times with good retention of adsorption capacity.

Table 6. Desorption and reusability of various adsorbents for Li from geothermal water

Adsorbent	Elution agent	Number of cycles (n)	Desorption efficiency at 1 st cycle (%)	Removal efficiency at 1 st cycle (%)	Removal efficiency at nth cycle (%)	Adsorption capacity at the nth cycle (mg/g)	Ref.
Magnetic layered double hydroxides	-	8	-	-	-	5.5 – 6	(Chen et al. 2021a)
Titanium-based sieve (PIS-4)	HCl	5	95.8	91.3	~90	11 – 12	(Chen et al. 2021b)
Granulated H ₄ Mn ₅ O ₁₂ /chitosan	HCl	6	-	-	-	10.44	(Ding et al. 2021)
Modified activated carbon (Mn0.1-CAC)	HCl	4	~99	99.88	-	43-7	(Kamran et al. 2019)
Li _x Al ₂ -LDH@SiO ₂	-	7	-	-	-	-	(Lee et al. 2021)
Polyporous PVC–HTO	HCl	5	-	~70	~70	~9	(Lin et al. 2019)
Li-Al layered double hydroxide	CaCl ₂	5	-	-	-	~9	(Luo et al. 2021)
LIS-doped mixed matrix membrane (LIS-MMM)	HCl	5	-	-	-	23.6	(Miao et al. 2022)
LiMn ₂ O ₄ Nanoparticles	HCl	1	1.20	42.8	-	68.35	(Noerochim et al. 2016)
H _{1.6} Mn _{1.6} O ₄ Ion Sieve (HMO-1)	HCl	5	-	-	-	21	(Qian et al. 2019)
Phosphorylated hazelnut shell biosorbent	HCl	-	93.8	-	-	-	(Receptoğlu and Yüksel 2021)
Crosslinked chitosan/LMO	HCl	5	-	-	-	~11.46	(Wang et al. 2020)
H ₂ TiO ₃ supported on Polysulfone fiber	HCl	6	92.5	~97	~92	~23	(Zhao et al. 2022)
Li-Al layered double hydroxide	-	12	-	-	-	~7	(Zhong et al. 2021)

7. Lithium-related toxicological impact of untreated geothermal water

Besides the need for product recovery, adsorptive removal of Li from geothermal water is important because it reduces the amount of available geogenic Li in various facets of the biosphere. Areas with Li-battery disposal (Jin et al. 2021), Li-rich brines and minerals, and geothermal water, (Aral and Vecchio-Sadus 2008) can be susceptible to Li pollution. Research studies have shown that a high amount of Li in the ecosystem could have various adverse effects on the flora and fauna of the ecosystem (both in the aquatic and terrestrial domain) (Aral and Vecchio-Sadus 2008). Though Li batteries have been shown to have negative environmental effects due to the metals it contains, the ecotoxicological contributions of Li in this domain are considered to be less (Kang et al. 2013). Minerals, brines, and salts in pegmatite are rich in Li. These have formed an important source of Li pollution as they can be leached into major and minor water bodies (Kszos and Stewart 2003). The biomagnification of Li in the ecosystem has furthermore been established in a recent large-scale survey of living organisms from various habitats (demersal, benthic, and pelagic) and trophic groups (filter-feeders to meso-predators) (Thibon et al. 2021).

It has been shown that Li can detrimentally affect embryogenesis, especially for sea urchins (Kiyomoto et al. 2010). The activities of lactate dehydrogenase (LDH) and glucose mobilisation in American bullfrog tadpoles (*Lithobates catesbeianus*) can be affected by Li exposure at 2.5 mg/L (Pinto-Vidal et al. 2022). For the same species at the same concentration, histopathological effects have also been observed as an endocrine response to Li toxicity (Vidal et al. 2021). In humans, Li toxicity can lead to neurological symptoms and renal insufficiency (Ristic et al. 2012). Using ramshorn snail (*Marisa cornuarietis*) to study the histopathological effects of Li, Sawasdee et al. (2011) observed swelling of the digestive cells in the liver-pancreatic areas, irregularly shaped cilia, changes to the mucosal, and epithelial cells of the epidermis, alterations in the number of basophilic cells, and changes in the amount of mucus in the gills. A more detailed discussion

on the spectrum of Li ecotoxicity is available in Aral and Vecchio-Sadus (2008). Having established the negative environmental consequence of Li, the need for efficient lithium decontamination in wastewaters cannot be over-emphasized.

8. Recommendations and future perspectives

Based on this review, several recommendations are discussed herein, and the authors also pose their thoughts for the future of the field. In an industrial setting, it will be easier to integrate a column adsorption system for Li recovery.

- i. Considering that these systems are usually applied in geothermal energy generation facilities, most investigations have surprisingly taken up much interest in batch adsorption studies. Only a few studies like Can et al. (2021) and Zhong et al. (2021) have experimentally looked at aspects of the column adsorption systems for Li recovery. It would be more beneficial to conduct column-based investigations of adsorption systems as the parameters obtained would be more useful for understanding its industrial application potentials and for scale-up and costing purposes. Fixed-bed column adsorption experiments can be carried out to provide useful insight into parameters such as optimum flow rate, bed height, breakthrough time, and other operational conditions. This is the next essential step towards the field- or industrial-based application of the composite. Although fixed-bed column adsorption has its challenges (such as poor temperature control, pressure control requirements, difficulty in uniform packing, and regeneration of adsorbent, etc.), fixed-bed column experiments are relevant in understanding process variables between pilot- and industrial-scale applications of synthesized adsorbents.

- ii. We also encourage that investigations on the cost of adsorption for the specific application be evaluated. This can help to quantitatively prove the cost superiority of adsorption over other techniques.
- iii. Considering the need for environmental sustainability, there is a need for the careful disposal of spent adsorbents. Incineration is a popular technique that is not friendly to the environment (Clancy et al. 2013; Sullivan et al. 2010). Recent techniques being developed are immobilisation in cementitious binders and polymeric resins (Eletta et al. 2020). Other superior chemical techniques can be developed to modify or break down spent adsorbent for other applications (which would be advantageous to immobilisation).
- iv. More information is required to understand the mechanism between lithium adsorbate and adsorbents for its recovery in geothermal water. Previous studies have engaged the use of XPS only, which has some limitations (such as its inability to determine hydrogen). Therefore, other techniques such as DFT (density functional theory) and XAFS (x-ray absorption fine structure) could be engaged for such studies.
- v. It has been observed that lithium-based adsorbents containing manganese suffer from undesirable manganese loss during acid treatment. Such loss has been established to reduce the effectiveness and applicability of the adsorbent. Various studies have explored the use of doping, electrochemical-ion separation, granulation, and surface coating to minimize the loss of Mn (Su et al. 2022). Therefore, future studies could utilize these techniques and discover other techniques to reduce Mn loss in Li-Mn based adsorbents for the recovery of Li in geothermal water.
- vi. In recent times, interest in molecular modelling of adsorption systems via *in silico* platforms supported by theorems of statistical physics has grown (Hanafy et al. 2020; Shamsudin et al.

2020). The related energies of Li interaction with various adsorbent materials can be predicted using these tools. This could inform a suitable choice of adsorbent treatment and modification that could significantly improve different aspects of the adsorbent performance (such as uptake capacity and reusability).

9. Conclusion

The goal of this review was to elucidate key reasons for effective Li uptake as identified by the recent key papers in the field, systematically organise the literature, and discuss important innovations that could bear significance for future investigations on the subject. Based on these goals, several relevant conclusions were derived.

- i. Most adsorbent materials can remove between 6 – 69 mg/g of Li. Optimal pH is usually in the basic range and most studies have observed a pH of 12 as optimum (especially using nano-adsorbents of inorganic origin).
- ii. We observed that the nature of the adsorptive interaction is highly dependent on the nature of the adsorbent material. Ion exchange was the major mechanism for nano-adsorbent (nanoo-adsorbance) of inorganic origin and intercalation with hydrogen bonds. Electrostatic attraction was for layered double hydroxides, physical adsorption for biosorbents, and intermolecular and intramolecular complexation for polymer-modified adsorbents.
- iii. Most studies observed the Langmuir isotherm as the best-fit, thereby suggesting monolayer adsorption. The PSO model was also the best-fit to describe the Li uptake kinetics.
- iv. Li uptake from geothermal water is usually spontaneous and endothermic across all temperature regimes.

- v. HCl is the most effective eluent for Li desorption, and most nano-adsorbents of inorganic origin can be reused over 5 times with good retention of adsorption capacity. This is similar to most of the novel electrochemical processes because it is the ion-exchange mechanism in both scenarios.
- vi. Based on the discussions, we propose that future studies should examine column adsorption since most of the experiments were carried out using batch adsorption experiments. We also propose molecular modelling, used adsorbent disposal, and cost analysis.

It can be concluded that adsorption is an effective technique for the recovery of Li from geothermal water. This will be very helpful in achieving environmental sustainability and the circular economy.

Disclosure statements

Conflict of Interest: The authors declare that there are no conflicts of interest.

Funding: There was no external funding for the study.

Compliance with Ethical Standards: This article does not contain any studies involving human or animal subjects.

References

- Adeola AO, Forbes PBC (2021) Advances in water treatment technologies for removal of polycyclic aromatic hydrocarbons: Existing concepts, emerging trends, and future prospects. *Water Environment Research*, 93(3), 343-395. doi:10.1002/wer.1420
- Adeyanju CA, Ogunniyi S, Rangabhashiyam S, Oniye MM, Ajala OJ, Adeniyi AG, Igwegbe CA, Ighalo JO (2022) Recent Advances on the Aqueous Phase Adsorption of Carbamazepine *ChemBioEng Reviews*:1-18 doi:http://dx.doi.org/10.1002/cben.202100042

- Alhamid MI, Daud Y, Surachman A, Sugiyono A, Aditya H, Mahlia T (2016) Potential of geothermal energy for electricity generation in Indonesia: A review *Renewable and Sustainable Energy Reviews* 53:733-740
- Aral H, Vecchio-Sadus A (2008) Toxicity of lithium to humans and the environment—a literature review *Ecotoxicol Environ Saf* 70:349-356
- Can MF, Başaran C, Yildiz A, Demİrkapi M (2021) Lithium extraction from geothermal waters; a case study of Ömer-Gecek (Afyonkarahisar) geothermal area *Turkish Journal of Earth Sciences* 30:1208-1220
- Cetiner ZS, Doğan Ö, Özdilek G, Erdoğan PÖ (2015) Toward utilising geothermal waters for cleaner and sustainable production: potential of Li recovery from geothermal brines in Turkey *International Journal of Global Warming* 7:439-453
- Chen J, Lin S, Yu J (2020) Quantitative effects of Fe₃O₄ nanoparticle content on Li⁺ adsorption and magnetic recovery performances of magnetic lithium-aluminum layered double hydroxides in ultrahigh Mg/Li ratio brines *J Hazard Mater* 388:122101
- Chen J, Lin S, Yu J (2021a) High-selective cyclic adsorption and magnetic recovery performance of magnetic lithium-aluminum layered double hydroxides (MLDHs) in extracting Li⁺ from ultrahigh Mg/Li ratio brines *Sep Purif Technol* 255:117710
- Chen S, Chen Z, Wei Z, Hu J, Guo Y, Deng T (2021b) Titanium-based ion sieve with enhanced post-separation ability for high performance lithium recovery from geothermal water *Chem Eng J* 410:128320
- Choi S, Hwang G, Ilyas S, Han Y, Myung NV, Lee B.-c, Song Y, & Kim H (2020) Inorganic nanofiber as a promising sorbent for lithium recovery. *Separation and Purification Technology*, 242, 116757. doi:<https://doi.org/10.1016/j.seppur.2020.116757>

- Clancy TM, Hayes KF, Raskin L (2013) Arsenic waste management: a critical review of testing and disposal of arsenic-bearing solid wastes generated during arsenic removal from drinking water *Environ Sci Technol* 47:10799-10812
doi:<http://dx.doi.org/10.1021/es401749b>
- Diep P, Mahadevan R, & Yakunin AF (2018) Heavy Metal Removal by Bioaccumulation Using Genetically Engineered Microorganisms. *Frontiers in Bioengineering and Biotechnology*, 6. doi:10.3389/fbioe.2018.00157
- Ding W, Zhang J, Liu Y, Guo Y, Deng T, Yu X (2021) Synthesis of granulated H4Mn5O12/chitosan with improved stability by a novel cross-linking strategy for lithium adsorption from aqueous solutions *Chem Eng J* 426:131689
- Eletta OAA, Adeniyi AG, Ighalo JO, Onifade DV, Ayandele FO (2020) Valorisation of Cocoa (Theobroma cacao) Pod Husk as Precursors for the Production of Adsorbents for Water Treatment *Environmental Technology Reviews* 9:20-36
doi:<http://dx.doi.org/10.1080/21622515.2020.1730983>
- Emenike EC, Adeniyi AG, Omuku PE, Okwu KC, Iwuozor KO (2022) Recent Advances in Nano-adsorbents for the sequestration of Copper from Water *Journal of Water Process Engineering*, 47:102715.
- Feng Q, Miyai Y, Kanoh H, & Ooi K (1992) Lithium(1+) extraction/insertion with spinel-type lithium manganese oxides. Characterization of redox-type and ion-exchange-type sites. *Langmuir*, 8(7), 1861-1867. doi:10.1021/la00043a029
- Grosjean C, Miranda PH, Perrin M, Poggi P (2012) Assessment of world lithium resources and consequences of their geographic distribution on the expected development of the electric vehicle industry *Renewable and Sustainable Energy Reviews* 16:1735-1744

- Han T, Yu X, Guo Y, Li M, Duo J, Deng T (2020) Green recovery of low concentration of lithium from geothermal water by a novel FPO/KNiFC ion pump technique *Electrochim Acta* 350:136385
- Hanafy H, Sellaoui L, Thue PS, Lima EC, Dotto GL, Alharbi T, Belmabrouk H, Bonilla-Petriciolet A, Lamine AB (2020) Statistical physics modeling and interpretation of the adsorption of dye remazol black B on natural and carbonized biomasses *J Mol Liq* 299:112099 doi:10.1016/j.molliq.2019.112099
- Harrison S (2014) Technologies for extracting valuable metals and compounds from geothermal fluids. *Simbol Materials*, 1-42 doi: <http://dx.doi.org/10.2172/1171706>
- Hevira L, Zilfa, Rahmayeni, Ighalo JO, Aziz H, Zein R (2021) Terminalia catappa shell as low-cost biosorbent for the removal of methylene blue from aqueous solutions *Journal of Industrial and Engineering Chemistry* 97:188-199 doi:<http://dx.doi.org/10.1016/j.jiec.2021.01.028>
- Ighalo JO, Adeniyi AG (2020) Statistical Modelling and Optimisation of the Biosorption of Cd(II) and Pb(II) onto Dead Biomass of *Pseudomonas Aeruginosa* *Chemical Product and Process Modelling* 16:20190139 doi:<http://dx.doi.org/10.1515/cppm-2019-0139>
- Ighalo JO, Iwuozor KO, Igwegbe CA, Adeniyi AG (2021a) Verification of Pore Size Effect on Aqueous-Phase Adsorption Kinetics: A Case Study of Methylene Blue Colloids *Surf Physicochem Eng Aspects* 626:127119 doi:<http://dx.doi.org/10.1016/j.colsurfa.2021.127119>
- Ighalo JO, Iwuozor KO, Ogunfowora LA, Abdulsalam A, Iwuchukwu FU, Itabana B, Bright CE, Igwegbe CA (2021b) Regenerative desulphurisation of pyrolysis oil: A paradigm for the

circular economy initiative *Journal of Environmental Chemical Engineering* 9:106864
doi:<http://dx.doi.org/10.1016/j.jece.2021.106864>

Ighalo JO, Kurniawan SB, Iwuozor KO, Aniagor CO, Ajala JO, Oba SN, Iwuchukwu FU, Ahmadi S, Igwegbe CA (2022) A Review of Treatment Technologies for the Mitigation of the Toxic Environmental Effects of Acid Mine Drainage (AMD) Process *Saf Environ Prot* 157:35-38 doi:<http://dx.doi.org/10.1016/j.psep.2021.11.008>

Igwegbe CA, Aniagor CO, Oba SN, Yap P-S, Iwuchukwu FU, Liu T, de Souza EC, Ighalo JO (2021a) Environmental Protection by the Adsorptive Elimination of Acetaminophen from Water: A Comprehensive Review *Journal of Industrial and Engineering Chemistry* 104:117-135 doi:<http://dx.doi.org/10.1016/j.jiec.2021.08.015>

Igwegbe CA, Ighalo JO, Ghosh S, Ahmadi S, Ugonabo VI (2021b) Pistachio (*Pistacia vera*) Waste as Adsorbent for Wastewater Treatment: A Review *Biomass Conversion and Biorefinery*:1-18 doi:<http://dx.doi.org/10.1007/s13399-021-01739-9>

Igwegbe CA, Obiora-Okafo IA, Iwuozor KO, Ghosh S, Kurniawan SB, Rangabhashiyam S, Kanaoujiya R, Ighalo JO (2022) Treatment technologies for bakers' yeast production wastewater *Environmental Science and Pollution Research*:1-23
doi:<http://dx.doi.org/10.1007/s11356-021-17992-4>

Iwuozor KO, Abdullahi TA, Ogunfowora LA, Emenike EC, Oyekunle IP, Gbadamosi FA, Ighalo JO (2021a) Mitigation of levofloxacin from aqueous media by adsorption: a review *Sustainable Water Resources Management* 7:1-18

Iwuozor KO, Emenike EC, Aniagor CO, Iwuchukwu FU, Ibitogbe EM, Okikiola BT, Omuku PE, Adeniyi AG (2022) Removal of pollutants from aqueous media using Cow dung-based

- adsorbents *Current Research in Green and Sustainable Chemistry*, 5:100300
doi:<https://doi.org/10.1016/j.crgsc.2022.100300>
- Iwuozor KO, Ighalo JO, Emenike EC, Ogunfowora LA, Igwegbe CA (2021b) Adsorption of Methyl Orange: A Review on Adsorbent Performance *Current Research in Green and Sustainable Chemistry* 4:100179 doi:<http://dx.doi.org/10.1016/j.crgsc.2021.100179>
- Iwuozor KO, Ighalo JO, Ogunfowora LA, Adeniyi AG, Igwegbe CA (2021c) An Empirical Literature Analysis of Adsorbent Performance for Methylene Blue Uptake from Aqueous Media *Journal of Environmental Chemical Engineering* 9:105658
doi:<https://doi.org/10.1016/j.jece.2021.105658>
- Kenta O, Yoshitaka M, Shunsaku K, Hiroshi M, & Mitsuo A (1988) Lithium-ion Insertion/Extraction Reaction with λ -MnO₂ in the Aqueous Phase. *Chemistry Letters*, 17(6), 989-992. doi:10.1246/cl.1988.989
- Global geothermal energy capacity from 2009 to 2020 (2021) Statista.
<https://www.statista.com/statistics/476281/global-capacity-of-geothermal-energy/>.
Accessed April 22, 2022
- Hanada T, Seo K, Yoshida W, Fajar ATN, & Goto M (2022) DFT-Based investigation of Amic–Acid extractants and their application to the recovery of Ni and Co from spent automotive Lithium–Ion batteries. *Separation and Purification Technology*, 281, 119898.
doi:<https://doi.org/10.1016/j.seppur.2021.119898>
- Jeffers K, Renew J, Muto A, McCabe K (2017) Lithium Extraction from Low Temperature Geothermal Brines with Integrated Thermoelectric Generation. *GRC transactions*, 41:1-16

- Jia Q, Wang J. & Guo R (2019) Preparation and characterization of porous HMO/PAN composite adsorbent and its adsorption–desorption properties in brine. *J Porous Mater* 26, 705–716.
<https://doi.org/10.1007/s10934-018-0662-8>
- Jin Y-H, Kim B-R, Kim D-W (2021) Correlation between Lithium Concentration and Ecotoxicology in Lithium Contained Waste Water Clean Technology 27:33-38
- Kamran U, Heo Y-J, Lee JW, Park S-J (2019) Chemically modified activated carbon decorated with MnO₂ nanocomposites for improving lithium adsorption and recovery from aqueous media *J Alloys Compd* 794:425-434
- Kang DHP, Chen M, Ogunseitan OA (2013) Potential environmental and human health impacts of rechargeable lithium batteries in electronic waste *Environ Sci Technol* 47:5495-5503
- Kiyomoto M, Morinaga S, Ooi N (2010) Distinct embryotoxic effects of lithium appeared in a new assessment model of the sea urchin: the whole embryo assay and the blastomere culture assay *Ecotoxicology* 19:563-570
- Kszos LA, Stewart AJ (2003) Review of lithium in the aquatic environment: distribution in the United States, toxicity and case example of groundwater contamination *Ecotoxicology* 12:439-447
- Lee Y, Cha JH, Jung DY (2021) Selective Lithium Adsorption of Silicon Oxide Coated Lithium Aluminum Layered Double Hydroxide Nanocrystals and Their Regeneration Chemistry–An Asian Journal 16:974-980
- Lima EC, Sher F, Guleria A, Saeb MR, Anastopoulos I, Tran HN, Hosseini-Bandegharai A (2021) Is one performing the treatment data of adsorption kinetics correctly? *Journal of Environmental Chemical Engineering* 9:104813

- Lin H, Yu X, Li M, Duo J, Guo Y, Deng T (2019) Synthesis of polyporous ion-sieve and its application for selective recovery of lithium from geothermal water ACS applied materials & interfaces 11:26364-26372
- Liu T, Lawluyv Y, Shi Y, Ighalo JO, He Y, Zhang Y, Yap P-S (2022) Adsorption of cadmium and lead from aqueous solution using modified biochar: A review Journal of Environmental Chemical Engineering 10:106502 doi:<http://dx.doi.org/10.1016/j.jece.2021.106502>
- Lo Y-C, Cheng C-L, Han Y-L, Chen B-Y, Chang J-S (2014) Recovery of high-value metals from geothermal sites by biosorption and bioaccumulation Bioresour Technol 160:182-190
- Luo Q, Dong M, Nie G, Liu Z, Wu Z, Li J (2021) Extraction of lithium from salt lake brines by granulated adsorbents Colloids Surf Physicochem Eng Aspects 628:127256
- Meng X, Tian Y, Tang M, & Qiao R (2021) Separation and enrichment of Rb(I) in dicyclohexano 18 crown 6(DCH₁₈C₆)/PVC polymer inclusion membrane assisted by electric field. Journal of Environmental Chemical Engineering, 9(6), 106712. doi:<https://doi.org/10.1016/j.jece.2021.106712>
- Meshram P, Pandey B, Mankhand T (2014) Extraction of lithium from primary and secondary sources by pre-treatment, leaching and separation: A comprehensive review Hydrometallurgy 150:192-208
- Miao J, Zhao K, Guo F, Xu L, Xie Y, Deng T (2022) Novel LIS-doped mixed matrix membrane absorbent with high structural stability for sustainable lithium recovery from geothermal water Desalination 527:115570
- Moazeni M, Hajipour H, Askari M, Nusheh M (2015) Hydrothermal synthesis and characterization of titanium dioxide nanotubes as novel lithium adsorbents Mater Res Bull 61:70-75

- Noerochim L, Sapputra GPA, Widodo A Lithium manganese oxide (LiMn_2O_4) nanoparticles synthesized by hydrothermal method as adsorbent of lithium recovery process from geothermal fluid of Lumpur Sidoarjo. In: AIP Conference Proceedings, 2016. vol 1. AIP Publishing LLC, p 020054
- Noerochim L, Widjaja H, Fajarin R (2019) Adsorption Performance of $\text{Li}_1.6\text{Mn}_1.6\text{O}_4$ for Lithium Extraction from Geothermal Fluid of Lumpur Sidoarjo. In: Mater Sci Forum, 2019. Trans Tech Publ, pp 228-233
- Oba SN, Ighalo JO, Aniagor CO, Igwegbe CA (2021) Removal of ibuprofen from aqueous media by adsorption: A comprehensive review Sci Total Environ 780:146608 doi:<http://dx.doi.org/10.1016/j.scitotenv.2021.146608>
- Ogunlalu O, Oyekunle IP, Iwuozor KO, Aderibigbe AD, Emenike EC (2021) Trends in the mitigation of heavy metal ions from aqueous solutions using unmodified and chemically-modified agricultural waste adsorbents Current Research in Green and Sustainable Chemistry 4:18 doi:<https://doi.org/10.1016/j.crgsc.2021.100188>
- Ore OT, Adeola AO (2021) Toxic metals in oil sands: review of human health implications, environmental impact, and potential remediation using membrane-based approach. Energy, Ecology and Environment, 6(2), 81-91. doi:10.1007/s40974-020-00196-w
- Paranthaman MP, Li L, Luo J, Hoke T, Ucar H, Moyer BA, Harrison S (2017) Recovery of lithium from geothermal brine with lithium–aluminum layered double hydroxide chloride sorbents Environ Sci Technol 51:13481-13486
- Park J, Sato H, Nishihama S, Yoshizuka K (2012) Lithium recovery from geothermal water by combined adsorption methods Solvent Extr Ion Exch 30:398-404

- Pinto-Vidal FA, Carvalho CdS, Abdalla FC, Utsunomiya HSM, Salla RF, Jones-Costa M (2022) Effects of lithium and selenium in the tail muscle of American bullfrog tadpoles (*Lithobates catesbeianus*) during premetamorphosis *Environmental Science and Pollution Research* 29:1975-1984
- Qian F, Guo M, Qian Z, Li Q, Wu Z, Liu Z (2019) Highly Lithium Adsorption Capacities of $H_{1.6}Mn_{1.6}O_4$ Ion- Sieve by Ordered Array Structure *ChemistrySelect* 4:10157-10163
- Recepoğlu YK, Kabay N, Yılmaz-Ipek İ, Arda M, Yoshizuka K, Nishihama S, Yüksel M (2017) Equilibrium and kinetic studies on lithium adsorption from geothermal water by λ -MnO₂ *Solvent Extr Ion Exch* 35:221-231
- Recepoğlu YK, Kabay N, Yılmaz-Ipek İ, Arda M, Yüksel M, Yoshizuka K, Nishihama S (2018a) Elimination of boron and lithium coexisting in geothermal water by adsorption-membrane filtration hybrid process *Sep Sci Technol* 53:856-862
- Recepoğlu YK, Kabay N, Yoshizuka K, Nishihama S, Yılmaz-Ipek İ, Arda M, Yüksel M (2018b) Effect of operational conditions on separation of lithium from geothermal water by λ -MnO₂ using ion exchange–membrane filtration hybrid process *Solvent Extr Ion Exch* 36:499-512
- Recepoğlu YK, Yüksel A (2021) Phosphorylated hazelnut shell waste for sustainable lithium recovery application as biosorbent *Cellulose* 28:9837-9855
- Ristic DI, Siapera MS, Jovic J, Marjanovic VS, Radovanovic M, Fountoulakis KN (2012) Unrecognized acute lithium toxicity: a case report *Central European Journal of Medicine* 7:700-703
- Sawasdee B, Köhler H-R, Triebskorn R (2011) Histopathological effects of copper and lithium in the ramshorn snail, *Marisa cornuarietis* (Gastropoda, Prosobranchia) *Chemosphere* 85:1033-1039

- Shamsudin MS, Azha SF, Sellaoui L, Badawi M, Al-Ghamdi YO, Bonilla-Petriciolet A, Ismail S (2020) Fabrication and characterization of a thin coated adsorbent for antibiotic and analgesic adsorption: Experimental investigation and statistical physical modelling Chem Eng J 401:126007
- Siekierka A, Bryjak M (2021) Selective sorbents for recovery of lithium ions by hybrid capacitive deionization Desalination 520:115324
- Siekierka A, Kmiecik E, Tomaszewska B, Wator K, Bryjak M (2018a) The evaluation of the effectiveness of lithium separation by hybrid capacitive deionization from geothermal water with the uncertainty measurement application Desalination Water Treat 128:259-264
- Siekierka A, Tomaszewska B, Bryjak M (2018b) Lithium capturing from geothermal water by hybrid capacitive deionization Desalination 436:8-14
- Stringfellow WT, Dobson PF Technology for lithium extraction in the context of hybrid geothermal power. In: 46th Workshop on Geothermal Reservoir Engineering, Stanford University, 2021a. 1-20
- Stringfellow WT, Dobson PF (2021b) Technology for the Recovery of Lithium from Geothermal Brines Energies 14:6805
- Su Y, Qian F, Qian Z (2022) Enhancing adsorption capacity and structural stability of Li_{1.6}Mn_{1.6}O₄ adsorbents by anion/cation co-doping RSC Advances 12:2150-2159
- Sullivan C, Tyrer M, Cheeseman CR, Graham NJ (2010) Disposal of water treatment wastes containing arsenic—a review Sci Total Environ 408:1770-1778
doi:<http://dx.doi.org/10.1016/j.scitotenv.2010.01.010>

- Sun S, Yu X, Li M, Duo J, Guo Y, Deng T (2020) Green recovery of lithium from geothermal water based on a novel lithium iron phosphate electrochemical technique *Journal of Cleaner Production* 247:119178
- Tan H, Su J, Xu P, Dong T, Elenga HI (2018) Enrichment mechanism of Li, B and K in the geothermal water and associated deposits from the Kawu area of the Tibetan Plateau: Constraints from geochemical experimental data *Appl Geochem* 93:60-68
- Thibon F, Weppe L, Vigier N, Churlaud C, Lacoue-Labarthe T, Metian M, Chérel Y, Bustamante P (2021) Large-scale survey of lithium concentrations in marine organisms *Sci Total Environ* 751:141453
- Tran HN, You S-J, Hosseini-Bandegharai A, Chao H-P (2017) Mistakes and inconsistencies regarding adsorption of contaminants from aqueous solutions: a critical review *Water Res* 120:88-116 doi:<http://dx.doi.org/10.1016/j.watres.2017.04.014>
- Torres REC, Nisola GM, Song HS, Limjuco LA, Lawagon CP, Parohinog KJ, Koo S, Han JW, Chung W-J (2017) Design of lithium selective crown ethers: Synthesis, extraction and theoretical binding studies. *Chemical Engineering Journal*, 326, 921-933.
- Uejio JS, Schwartz CP, Duffin AM, Drisdell WS, Cohen RC, & Saykally RJ (2008) Characterization of selective binding of alkali cations with carboxylate by x-ray absorption spectroscopy of liquid microjets. *Proceedings of the National Academy of Sciences*, 105(19), 6809-6812. doi:[doi:10.1073/pnas.0800181105](https://doi.org/10.1073/pnas.0800181105)
- Vidal FAP, Abdalla FC, dos Santos Carvalho C, Utsunomiya HSM, Oliveira LAT, Salla RF, Jones-Costa M (2021) Metamorphic acceleration following the exposure to lithium and selenium on American bullfrog tadpoles (*Lithobates catesbeianus*) *Ecotoxicol Environ Saf* 207:111101

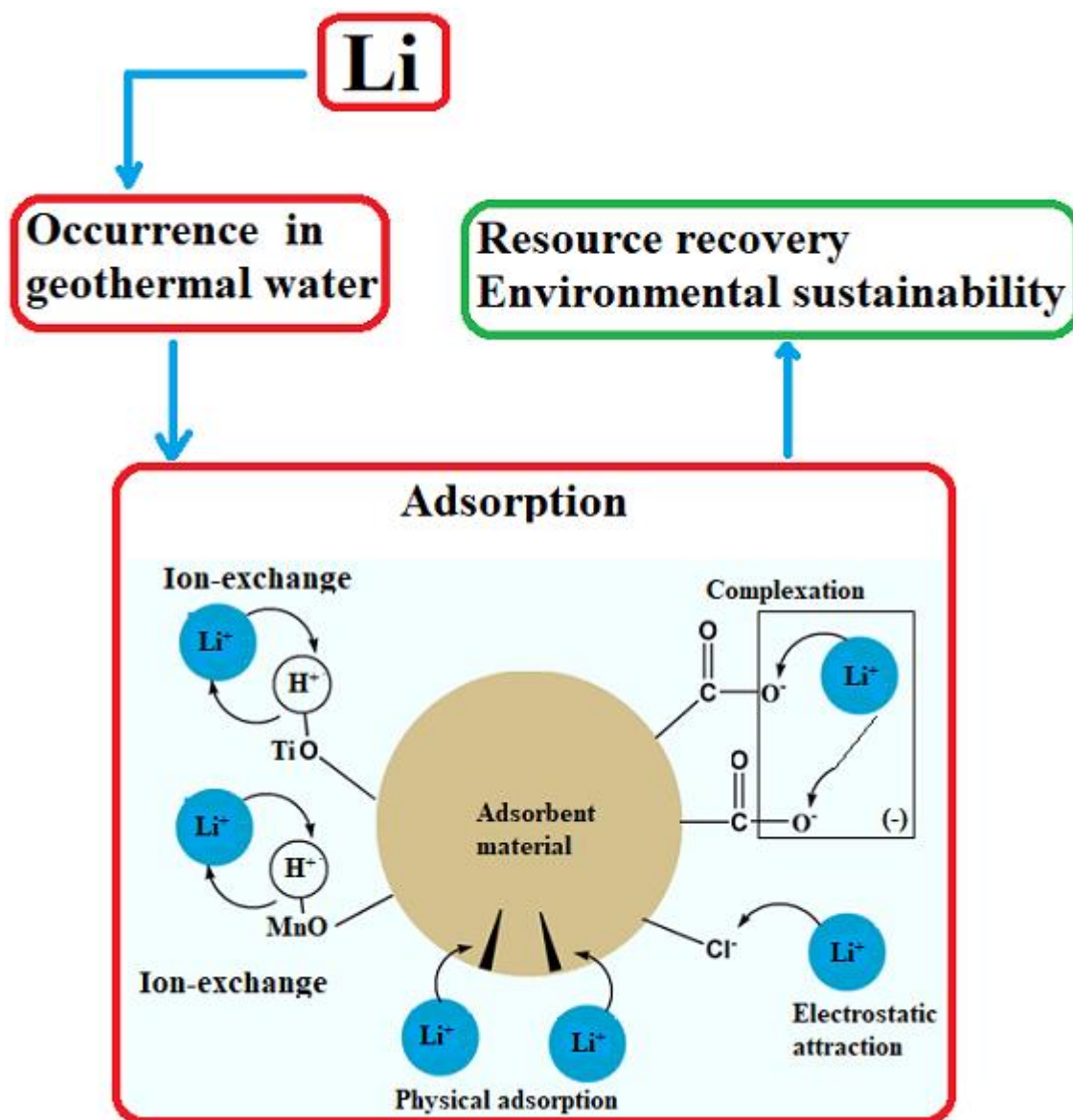
- Wang Q, Du X, Gao F, Liu F, Liu M, Hao X, Tang K, Guan G, & Abudula A (2019) A novel $H_{1.6}Mn_{1.6}O_4$ /reduced graphene oxide composite film for selective electrochemical capturing lithium ions with low concentration. *Separation and Purification Technology*, 226, 59-67. doi:<https://doi.org/10.1016/j.seppur.2019.05.082>
- Wang C, Zheng M, Zhang X, Wu Q, Liu X, Ren J, Chen S (2021) Geothermal- type Lithium Resources in Southern Xizang, China *Acta Geologica Sinica- English Edition* 95:860-872
- Wang H, Cui J, Li M, Guo Y, Deng T, Yu X (2020) Selective recovery of lithium from geothermal water by EGDE cross-linked spherical CTS/LMO *Chem Eng J* 389:124410
- Wang J, Guo X (2020) Adsorption isotherm models: Classification, physical meaning, application and solving method *Chemosphere* 258:127279
doi:<https://doi.org/10.1016/j.chemosphere.2020.127279>
- Warren P (2021) *Techno-Economic Analysis of Lithium Extraction from Geothermal Brines*. National Renewable Energy Lab.(NREL), Golden, CO (United States),
- Wiśniewska M, Fijałkowska G, Ostolska I, Franus W, Nosal-Wiercińska A, Tomaszewska B, Gosciańska J, Wójcik G (2018) Investigations of the possibility of lithium acquisition from geothermal water using natural and synthetic zeolites applying poly (acrylic acid) *Journal of Cleaner Production* 195:821-830
- Wiśniewska M, Franus W, Fijałkowska G, Ostolska I, Wójcik G, Nosal-Wiercińska A, Gościańska J (2020) Adsorption and electrokinetic studies of sodalite/lithium/poly (acrylic acid) aqueous system *Physicochemical Problems of Mineral Processing* 56(6):158-166
- Xia L, Zhang Y (2019) An overview of world geothermal power generation and a case study on China—The resource and market perspective *Renewable and Sustainable Energy Reviews* 112:411-423

- Yoshizuka K, Nishihama S, Takano M, Asano S (2021) Lithium Recovery from Brines with Novel λ -MnO₂ Adsorbent Synthesized by Hydrometallurgical Method Solvent Extr Ion Exch 39:604-621
- Zein R, Hevira L, Zilfa, Rahmayeni, Fauzia S, Ighalo JO (2022) The improvement of indigo carmine dye adsorption by Terminalia catappa shell modified with broiler egg white Biomass Conversion and Biorefinery:1-18 doi:<http://dx.doi.org/10.1007/s13399-021-02290-3>
- Zhang L, Li J, Ji L, & Li L (2021) Separation of lithium from alkaline solutions with hydrophobic deep eutectic solvents based on β -diketone. Journal of Molecular Liquids, 344, 117729. doi:<https://doi.org/10.1016/j.molliq.2021.117729>
- Zhao K, Tong B, Yu X, Guo Y, Xie Y, Deng T (2022) Synthesis of porous fiber-supported lithium ion-sieve adsorbent for lithium recovery from geothermal water Chem Eng J 430:131423
- Zhong J, Lin S, Yu J (2021) Li⁺ adsorption performance and mechanism using lithium/aluminum layered double hydroxides in low grade brines Desalination 505:114983
- Zhu J, Hu K, Lu X, Huang X, Liu K, Wu X (2015) A review of geothermal energy resources, development, and applications in China: Current status and prospects Energy 93:466-483
- Zhul-quarnain A, Iwuozor KO, Modupe I, Gold E, Chidubem EE (2018) Adsorption of malachite green dye using orange peel Journal of Biomaterials 2:10 doi:10.11648/j.jb.20180202.12

Highlights

- Lithium (Li) adsorption from geothermal water was reviewed.
- Various adsorbents showed uptake capacity between 6 – 69 mg/g for Li.
- Major mechanisms of Li uptake were ion-exchange, electrostatic attraction, and complexation.
- Adsorbents can be reused for more than 5 times especially with HCl eluents.
- Li removal using methods other than adsorption were discussed.

Graphical abstract





Helping International Students
1550 Jarvis Drive
Manhattan, KS 66502

Proof of Grammar Check

Dear Editor,

Regarding the paper “**Utilisation of Adsorption as a Resource Recovery Technique for Lithium in Geothermal Water**” via Engr. Joshua O. Ighalo’s correspondence, I have reviewed the paper and corrected the spelling and grammar.

I am a native speaker of the English language and have resided in the United States for 27 years.

I believe the paper in its current form is readable and understandable to a technical audience. If you have any enquiries, please contact me at janessa@hismanhattan.org

Sincerely,
Janessa Warner

A handwritten signature in black ink, appearing to read 'Janessa Warner', is located below the typed name.

Declaration of interests

The authors declare that they have no known competing financial interests or personal relationships that could have appeared to influence the work reported in this paper.

The authors declare the following financial interests/personal relationships which may be considered as potential competing interests:

Author contributions

Joshua O. Ighalo. *Conceptualisation, Methodology, Writing - original draft; Writing - review & editing; Supervision; Validation; Project administration*

James F. Amaku. *Writing - review & editing; Validation*

Chijioke Olisah. *Writing - review & editing; Validation*

Adedapo O. Adeola. *Writing - review & editing; Validation*

Kingsley O. Iwuozor. *Writing - review & editing; Validation*

Kovo G. Akpomie. *Writing - review & editing; Validation*

Jeanet Conradie. *Writing - review & editing; Validation*

Kayode A. Adegoke. *Writing - review & editing; Validation*

Kabir O. Oyedotun. *Writing - review & editing; Validation*