



UNIVERSITEIT VAN PRETORIA
UNIVERSITY OF PRETORIA
YUNIBESITHI YA PRETORIA

<https://www.flickr.com/photos/infocux/8450>



UP Research Data Repository - Figshare

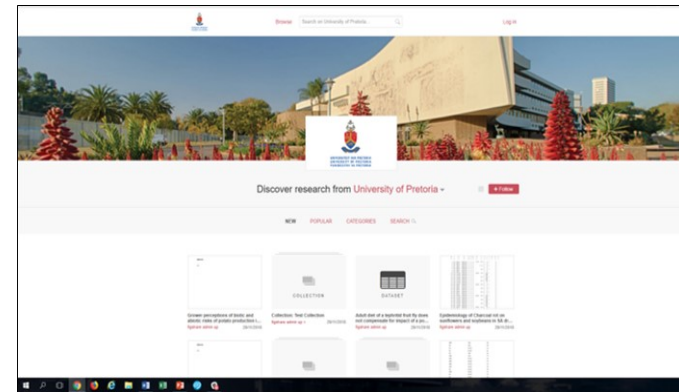
Presented by Johann van Wyk to the Third Year
Information Science Students

14 September 2020



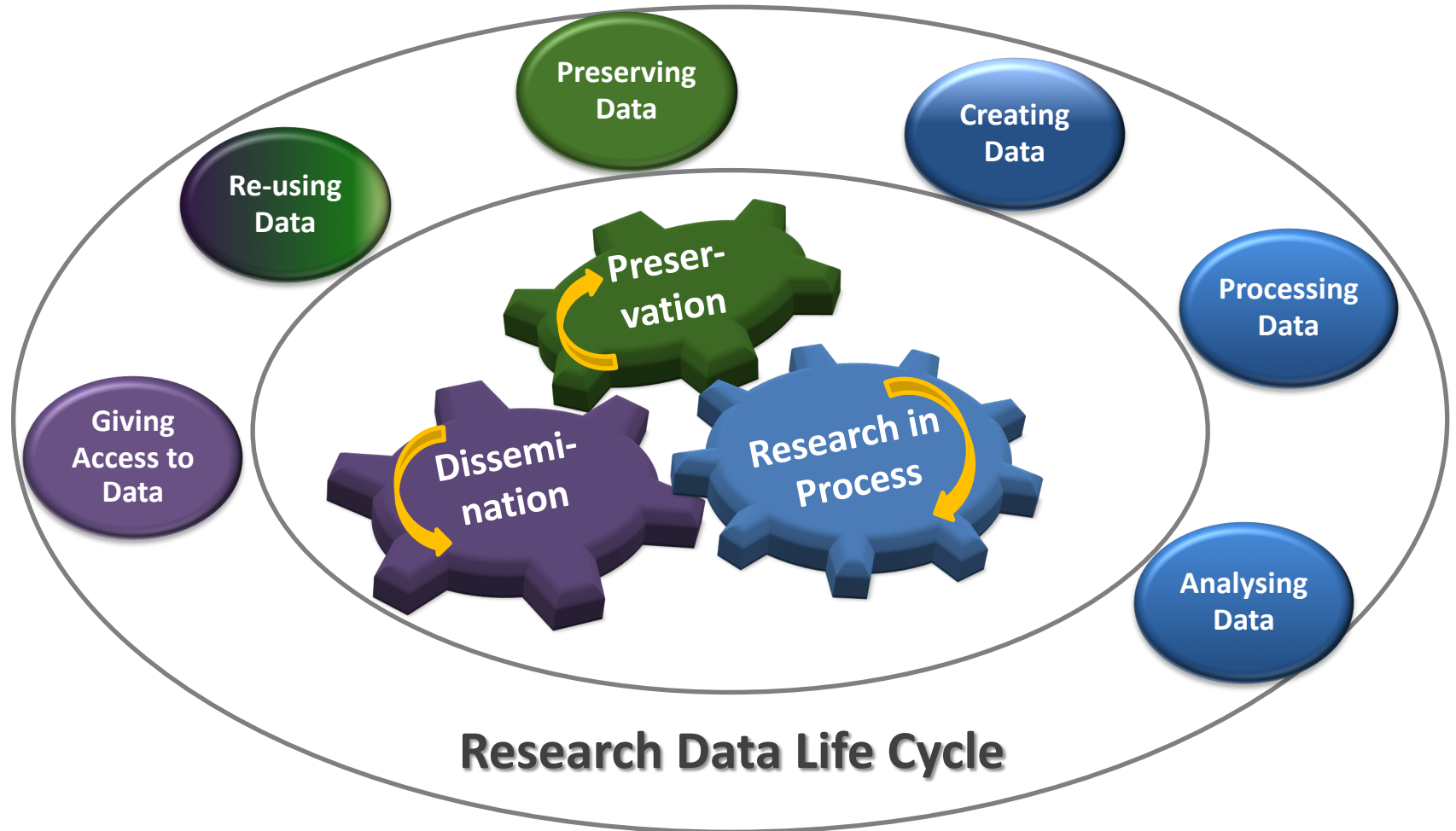
Introduction

- Figshare is an **open access** repository that was originally developed as a platform where researchers can preserve and share figures, datasets, software code, images and video clips, that underpins their research articles, theses and conference papers.
- Some institutions have now also started to use it as their institutional repository for their research articles and theses. UP uses it as its Research Data Repository
- Figshare is a **cloud-based proprietary system** and is part of the Digital Science technology company that has its headquarters in the UK.
- Figshare has a free version, but also **Figshare for Institutions**. This presentation will focus on the latter.



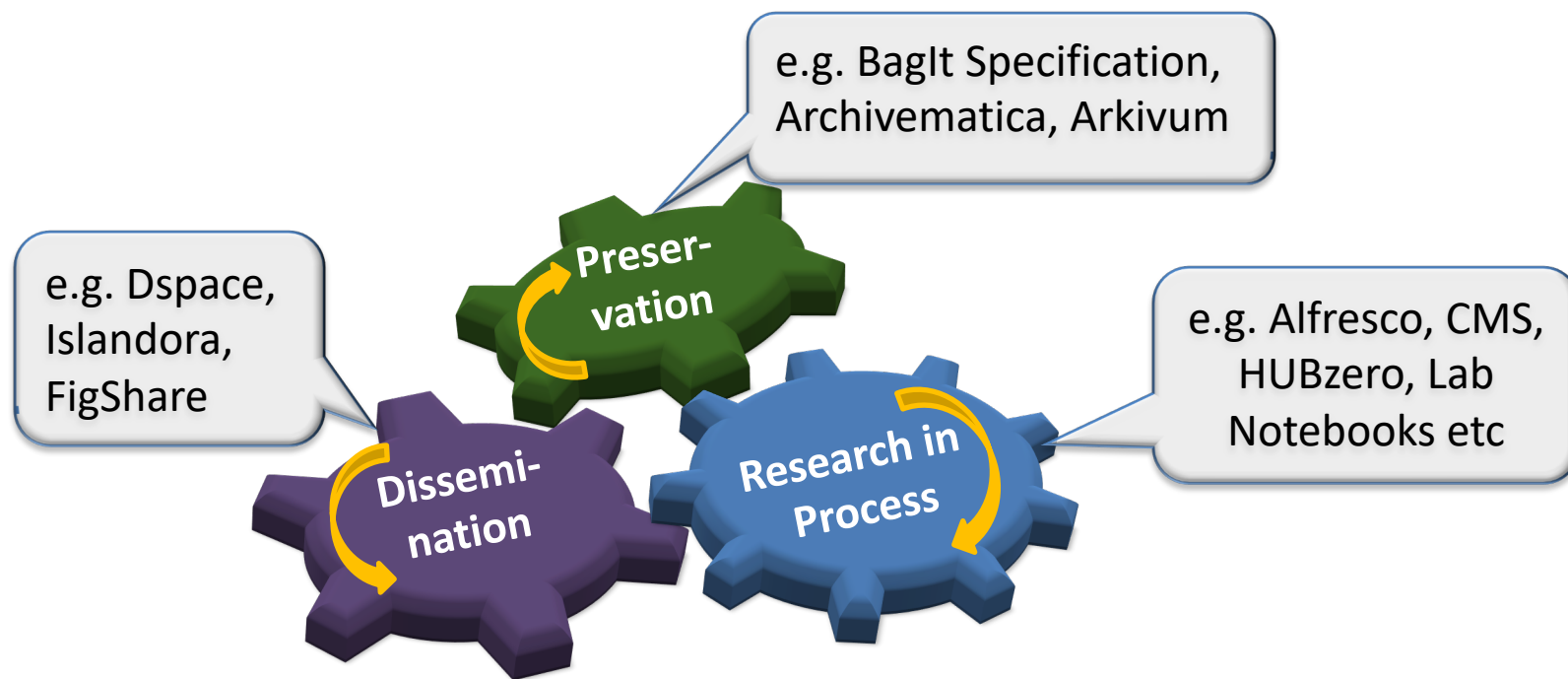
Introduction

Processes within the Research Data Lifecycle



Introduction

Tools within the Research Data Lifecycle



How did UP choose Figshare?

- From 2016-2018 the Departments of Library Services and Information Technology Services (ITS) worked collaboratively on a project to identify a Research Data Repository solution for UP.
- We evaluated proprietary and open source products
- Product evaluation criteria was compiled by using Leeds University's RDM selection criteria as a basis and these were then adapted through consultation with various UP Stakeholders and external stakeholders such as peer Universities.
- These criteria included:


Criteria	Sub-categories
Functional Criteria	Deposit/Upload, re-use, identity and access management, reporting and compliance, discovery, preservation, etc
Non-Functional Criteria	Backend management, integration, infrastructure, technical aspects, etc
Vendor/Implementation Partner Criteria	Support, service-level-agreements, training, disaster recovery, local presence, usage of the product etc.
Cost	Subscription to a proprietary system versus Open Source


How did UP choose Figshare?


- Products/platforms were identified by looking at national and international trends, by doing a comparison with similar institutions to UP and by drawing statistics from OpenDOAR and re3data.
- The assessment criteria was then sent to the vendors/implementation partners to complete, and these were then scored.
- The tools that were evaluated included in the evaluation were: Dspace, Figshare, Islandora, Dataverse and CKAN.
- Through the evaluation process Figshare was then identified as the preferred repository platform
- The system was tested in 2019 and then launched in October 2019.

What does the frontend look like?


← → ↻ 🔒 researchdata.up.ac.za 🔍 ☆ 🌐 ⚙️ 👤 +

 [Browse](#) [Upload](#) [My data](#) 🔔 👤









UNIVERSITEIT VAN PRETORIA
UNIVERSITY OF PRETORIA
YUNIBESITHI YA PRETORIA

Browse research data from [University of Pretoria](#)  [+ Follow](#)

[ALL](#) [CATEGORIES](#) [SEARCH](#) 🔍 [sort Posted date](#) ↓

18,627 views | 940 downloads | [more stats...](#)



⌵ Hide footer

[About](#) | [Disclaimer](#) | [Sitemap](#)

figshare. credit for all your research.

What does the frontend look like?

The screenshot shows a web browser at the URL `researchdata.up.ac.za`. The page header includes navigation icons and a search bar. The main content area displays a grid of research data items, each with a thumbnail, title, author, and date. The items are categorized as 'DATASET' or 'SOFTWARE'. The grid is filtered to show 'ALL' categories, sorted by 'Posted date' in descending order. The page also shows a total of 18,627 views and 940 downloads. A footer contains links for 'About', 'Disclaimer', and 'Sitemap', along with a 'figshare. credit for all your research.' notice.

researchdata.up.ac.za

Browse research data from University of Pretoria [+ Follow](#)

ALL CATEGORIES SEARCH sort Posted date ↓

18,627 views | 940 downloads | more stats...

DATASET
Microsatellite genotypes for three Ficus species
Jaco Greeff ▾ 11/09/2020

DATASET
Developing a RAT for mining projects
Frederick Mulder 07/09/2020

DATASET
Foundress number counts for F. sycomorus and clutch composition
Jaco Greeff ▾ 27/08/2020

Cochlear Spiral Reference Framework (CSRF) v0.1
Rene Baron ▾ 20/08/2020

UPCochlea V1.9
Tania Hanekom ▾ 18/08/2020

DATASET
A computer-based justification for using the simple bend test as the...
Tamsin Bam 12/08/2020

SOFTWARE
Mesh SensGen mesh sensitivities generation code
Campbell Bam 11/08/2020

SOFTWARE
3D tetrahedral mesher and sensitivities generator
Campbell Bam 11/08/2020

1 10


Hide footer


About | Disclaimer | Sitemap

figshare. credit for all your research.

Viewing a record in the frontend


← → ↻ 🔒 researchdata.up.ac.za/articles/dataset/Spatial_distribution_of_trypanosomiasis_in_Malawi_between_2015-2016/12529628 🔍 ☆ 🏠 ⚙️ 👤 +

 Browse Upload My data 🔔 👤




DATASET

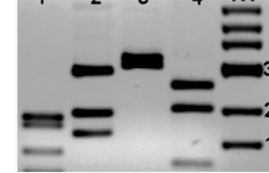
Elizabeth Data Try...xlsx (275.67 kB)



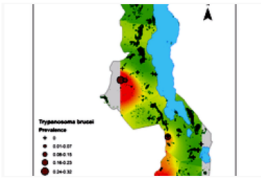
Figure_1.tif (175.46 kB)



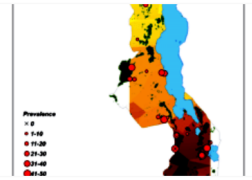
Figure_1.tif (175.46 kB)



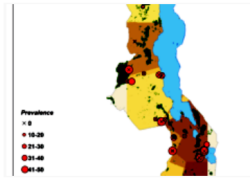
Figure_2.tif (59.15 kB)



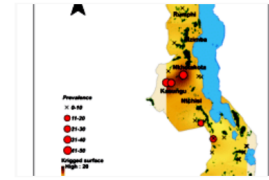
Figure_3.tif (2.91 MB)



Figure_4A (2).tif (2.1 MB)



Figure_4B.tif (2.08 MB)



Figure_4C.tif (2.41 MB)

[Cite](#) [Download all \(11.53 MB\)](#) [Share](#) [Embed](#) [+ Collect](#) ... 9 files 1 / 2 < > 🏠 ☰

Spatial distribution of trypanosomiasis in Malawi between 2015-2016

Dataset posted on 16.07.2020, 11:45 by [Elizabeth Chimera](#), [Eric Etter](#), [Geoffrey T. Fosgate](#), [Luis Neves](#), [Alain Boulangé](#), [Ilse Vorster](#)

373 views | 28 downloads | 0 citations

[About](#) | [Disclaimer](#) | [Sitemap](#)

figshare. credit for all your research.

🏠 [Hide footer](#)

Viewing a record in the frontend

← → ↻ 🔒 researchdata.up.ac.za/articles/dataset/Spatial_distribution_of_trypanosomiasis_in_Malawi_between_2015-2016/12529628 🔍 ☆ 🌐 ⚙️ 👤 📌

Spatial distribution of trypanosomiasis in Malawi between 2015-2016

373 views | 28 downloads | 0 citations

Dataset posted on 16.07.2020, 11:45 by [Elizabeth Chimera](#), Eric Etter, Geoffrey T. Fosgate, Luis Neves, Alain Boulangé, Ilse Vorster

This dataset used to determine molecular, sero-prevalence and the spatial distribution of trypanosomosis in Malawi. This dataset was also used to determine spatial pattern of the identified trypanosome species. Additionally, it was used for interpolation of risk Maps for each identified specie.


FUNDING
Borlaug Higher Education for Agricultural Research and Development (BHEARD) program
National Research Foundation in South Africa (Grant 76734)

TIMELINE

Submission date	15.07.2020	First online date	Posted date
		16.07.2020	

DEPARTMENT/UNIT
Epidemiology unit, Production Animal Studies


CONTACT DETAILS
Elizabeth Chimera
chimeraelizabeth@gmail.com, u15033369@tuks.co.za



CATEGORIES
• [Veterinary Epidemiology](#)

KEYWORD(S)

- Trypanosoma brucei
- Trypanosoma congolense,
- Trypanosomiasis
- Trypanosoma theileri
- Spatial epidemiology

LICENCE
 CC BY 4.0

EXPORT
[RefWorks](#)
[BibTeX](#)
[Ref manager](#)

⌵ Hide footer

[About](#) | [Disclaimer](#) | [Sitemap](#)

figshare. credit for all your research.

Exporting a record to a reference managing tool in the frontend

← → ↻ 🔒 researchdata.up.ac.za/articles/dataset/Spatial_distribution_of_trypanosomiasis_in_Malawi_between_2015-2016/12529628

This dataset used to determine molecular, sero-prevalence and the spatial distribution of trypanosomiasis in Malawi. This dataset was also used to determine spatial pattern of the identified trypanosome species. Additionally, it was used for interpolation of risk Maps for each identified specie.

FUNDING
Borlaug Higher Education for Agricultural Research and Development (BHEARD) program
National Research Foundation in South Africa (Grant 76734)

TIMELINE

Submission date	First online date
15.07.2020	Posted date
	16.07.2020

DEPARTMENT/UNIT
Epidemiology unit, Production Animal Studies


CONTACT DETAILS
Elizabeth Chimera
chimeraelizabeth@gmail.com, u15033369@tuks.co.za

UNIVERSITEIT VAN PRETORIA
UNIVERSITY OF PRETORIA
YUNIBESITHI YA PRETORIA

CATEGORIES
• **Veterinary Epidemiology**

KEYWORD(S)

- Trypanosoma brucei
- Trypanosoma congolense,
- Trypanosomiasis
- Trypanosoma theileri
- Spatial epidemiology

LICENCE
 CC BY 4.0

EXPORT

- RefWorks
- BibTeX
- Ref. manager
- Endnote
- DataCite
- NLM
- DC

About | Disclaimer | Sitemap

figshare. credit for all your research.

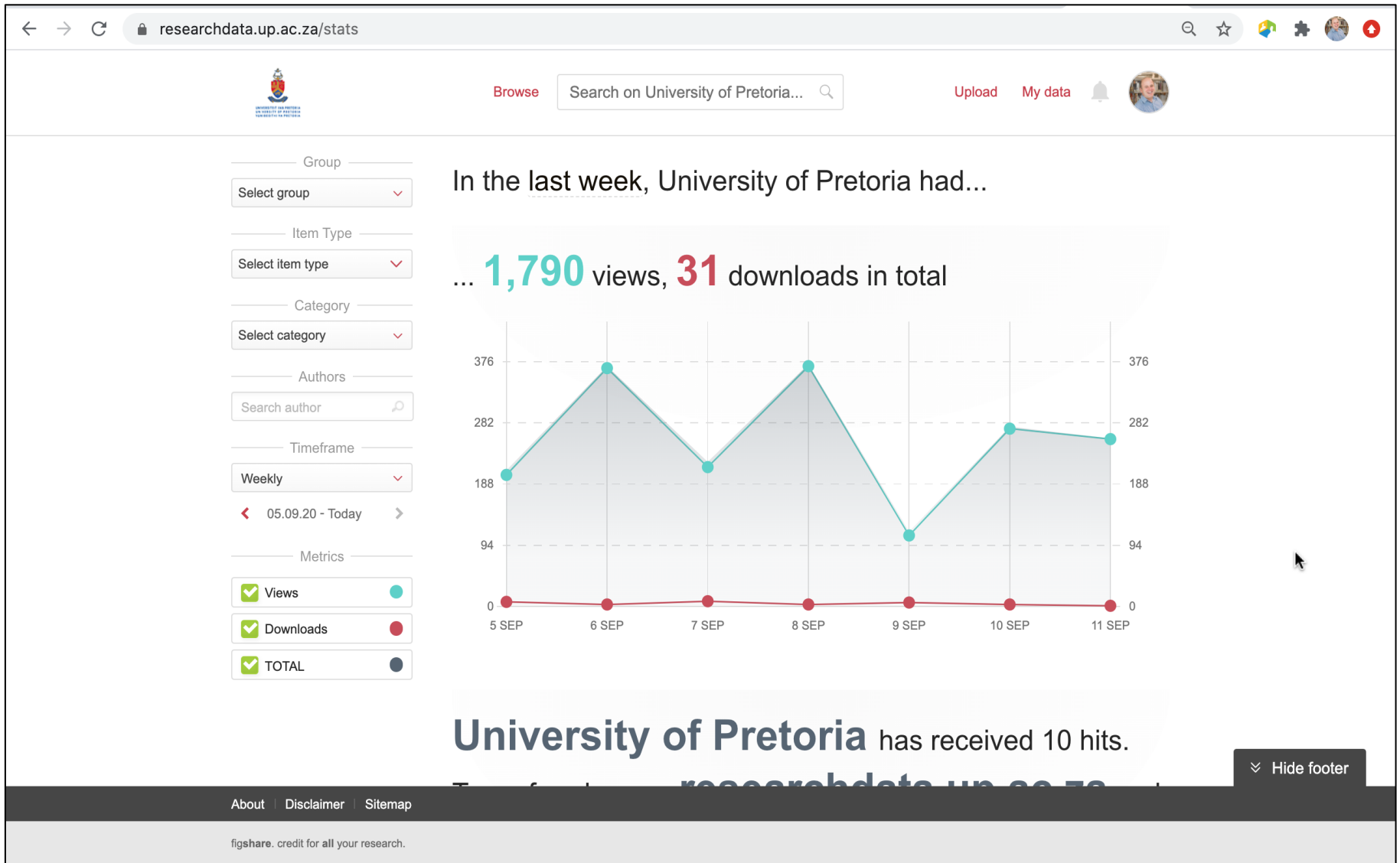
Statistics/Altmetrics in the frontend

The screenshot shows the 'researchdata.up.ac.za' website. At the top, there is a navigation bar with the University of Pretoria logo, a search bar, and links for 'Browse', 'Upload', and 'My data'. Below the navigation bar is a large banner image of a university building with a central logo overlay. The main content area features the text 'Browse research data from University of Pretoria' and a '+ Follow' button. Below this, there are filters for 'ALL', 'CATEGORIES', and 'SEARCH', along with a 'sort Posted date' dropdown. A red arrow points to a statistics box for a specific item, which contains the following data:

18,627 views	940 downloads	more stats...
--------------	---------------	---------------

At the bottom of the page, there is a footer with links for 'About', 'Disclaimer', and 'Sitemap', and a 'figshare. credit for all your research.' logo. A 'Hide footer' button is also visible in the bottom right corner.

Statistics/Altmetrics (Frontend)



Personal Profile (Frontend)

The screenshot shows a web browser window with the URL `researchdata.up.ac.za/authors/Barend_Van_Wyk/8050811`. The page header includes the University of Pretoria logo, a search bar with the text "Search on University of Pretoria...", and navigation links for "Upload" and "My data".

The main content area features a profile for Barend Van Wyk. On the left is a portrait photo of a smiling man in a blue and white striped shirt. To the right of the photo is the name "Barend Van Wyk" in a large, bold font. Below the name is an ORCID iD: `0000-0003-2869-4377` with a small icon and a link symbol. A red "+ Follow" button is positioned to the right of the ORCID iD.

Below the name and ORCID iD, there are two lines of text: "Assistant Director Scholarly Communications (Information and Computing Sciences)" and "Pretoria, South Africa". Below this text are two social media icons: Twitter and LinkedIn.

To the right of the profile information is a statistics box with three columns: "0 item views", "0 item downloads", and "0 citations".

Below the profile information is a paragraph of text: "I am a Library and Information Manager with substantial experience in library management, information specialist work, and research data librarianship. I am currently employed by the University of Pretoria (UP) Library as Assistant Director Scholarly Communications, where I have been responsible for doing a needs analysis and status report on data management practices at the University. I have also been involved in the development of a new RDM Policy for the University and in the evaluation process and implementation of a data repository for UP. Currently, I am also involved in the training library staff and researchers in RDM. I am also currently the Chair of the Network of Data and Information Curation Communities (NeDICC), a national network representing higher education institutions and research councils in South Africa, focusing on the management of research data. I also manage the Digitisation Unit and Open Scholarship Unit of the Library."

Below the paragraph is a section titled "Publications" with a document icon. There is one publication listed: "Van Wyk, J. (2009), 'Libworld - South Africa'. Online available at <https://repository.up.ac.za/handle/2263/21919>".

The footer of the page contains links for "About", "Disclaimer", and "Sitemap". A "Hide footer" button is located in the bottom right corner. At the very bottom, there is a logo for "figshare. credit for all your research."

How does the backend look like?

The screenshot shows the user interface of the Research Data University of Pretoria account. The browser address bar displays `researchdata.up.ac.za/account/home`. The page header includes the university logo, a search bar with the text "Search on University of Pretoria...", and navigation links for "Upload" and "My data".

The main content area features a navigation menu with "My data", "Projects", "Collections", and "Activity". Below this is a section for "My data" with a "+ Create a new item" button, a storage indicator showing "788.39 MB" of "50 GB" used, and a "search my data..." input field.

A table lists the data items:

<input type="checkbox"/>	Actions	STATUS	TYPE	CREATION ...	SIZE
<input type="checkbox"/>		●	FIGURE	10.9.2020 14:06	128.21 kB
<input type="checkbox"/>		●	MEDIA	9.3.2020 08:09	788.26 MB

Showing 2 items

The footer contains links for "About", "Disclaimer", and "Sitemap", along with a "Hide footer" button and the text "figshare. credit for all your research."

How does the backend look like?

The screenshot displays a web application interface for data management. The browser address bar shows the URL `researchdata.up.ac.za/account/home`. The main content area is a form for creating a new item, with a dashed box at the top indicating where to upload files. The form includes several sections:

- Metadata record only:** A checkbox and a `Link file` button.
- Title:** A text input field containing "Untitled Item".
- Authors:** A list of authors, currently showing "Barend Van Wyk". A search prompt asks for names, emails, or ORCID IDs.
- Categories:** A dropdown menu labeled "Select categories".
- Group:** A dropdown menu labeled "University of Pretoria".
- Item type:** A dropdown menu labeled "Select item type".
- Keyword(s):** A text input field for adding keywords.
- Description:** A text area for describing the data.

On the right side, there is a sidebar with a user profile picture and a close button. Below the profile picture, there is a table with a "SIZE" column and values: "0 kB", "128.21 kB", and "788.28 MB". At the bottom right of the sidebar, there is a button labeled "Hide footer".

At the bottom of the page, there is a footer with navigation links: "About", "Disclaimer", and "figshare. credit for". The main footer contains a "Cancel" button, a "DOI" icon, a "Publish" checkbox, and a "Save changes" button.

How does the backend look like?

The image shows a web browser window with a file selection dialog open over a metadata form. The dialog displays the contents of the 'Desktop' folder in an iCloud drive, listing various files and folders with their names and modification dates. The metadata form in the background includes fields for Categories, Group, Item type, Keyword(s), and Description, along with a 'Save changes' button and a 'Publish' checkbox.

File Selection Dialog: Desktop — iCloud

Name	Date Modified
Data_iteracy_for_researchers_and_data_p...	20 August 2020 at 06:30
20-06-29 - Bakeng Se Afrika - Figshare.pptx	25 August 2020 at 19:22
RDM_July_2020.pptx	25 August 2020 at 18:49
Senior Open Scholarship Candidates (Rev JvW).docx	19 August 2020 at 17:53
Strategic	19 August 2020 at 12:26
Projects	19 August 2020 at 12:25
External Examiner	19 August 2020 at 12:24
To Read	19 August 2020 at 12:14
Scholarly Communications Meeting-agenda.docx	19 August 2020 at 11:50
Diverse	11 August 2020 at 18:07
IGAPP	28 July 2020 at 11:15
TASKS TO BE COMPLETED.docx	04 June 2020 at 15:26
Data-demo.docx	17 May 2020 at 14:38
NEDICC_Folder	14 May 2020 at 14:33
VRE-Model.jpg	29 February 2020 at 22:14

Metadata Form:

- Categories:** Select categories
- Group:** University of Pretoria
- Item type:** Select item type
- Keyword(s):** Add keywords for easy discovery. Hit enter after each
- Description:** Describe your data as well as you can. Formatting is preserved when pasting from other sources and counts towards character limits

Form Status: Preview item (private), Edit timeline, Last edited on 11 Sep 2020 - 14:12

Buttons: Cancel, Save changes, Publish

How does the backend look like?

The screenshot shows a web browser window at the URL `researchdata.up.ac.za/account/home`. The main content area displays the upload details for a file named `VRE-Model.jpg` (128.21 kB). A status indicator shows `needed to publish`. The form includes the following fields:

- Title:** The relationship between Virtual Research Environments and Research Data Management
- Authors:** Barend Van Wyk (with a search prompt: Search co-authors by name, full email or ORCID. Hit enter after each.)
- Categories:** Library and Information Studies
- Group:** Engineering, Built Environment and Information Technology
- Item type:** Figure
- Keyword(s):** VRE, Virtual Research Environments (with a prompt: Add keywords for easy discovery. Hit enter after each.)
- Description:** Figure summarising the anonymised results received through interviews with respondents working in Virtual Research Environments at a South African University

A **Tips** box indicates: `you can still drag more file(s) on the page or browse`. Below the form, there are links for `Preview item (private)` and `Edit timeline`, with a timestamp: `Last edited on 10 Sep 2020 - 14:19`. The right sidebar shows a file size table with columns for `SIZE`, `128.21 kB`, and `788.26 MB`. A `Hide footer` button is visible at the bottom right. The footer contains `About`, `Disclai`, `figshare. credit for`, `Cancel`, `DOI`, `link`, `edit`, `Publish`, and `Save changes`.

How does the backend look like?

The screenshot displays a web browser window at the URL `researchdata.up.ac.za/account/home`. The main content area is a form for creating a new resource, divided into several sections:

- Description:** A text area with a character limit warning: "Describe your data as well as you can. Formatting is preserved when pasting from other sources and counts towards character limits". Below the text area is a rich text editor toolbar with buttons for Bold (B), Italic (I), Underline (U), subscript (x₂), and superscript (x²).
- Funding:** A search input field labeled "Search grant by name/number or add your own" and a link "+ Add another grant".
- Resource title:** An input field labeled "Add the title of the resource you want to link to".
- Resource DOI:** An input field labeled "Add the DOI you want to link to".
- References:** An input field labeled "Link to references or related content".
- Licence:** A dropdown menu labeled "Licence (what's this?)" with "CC BY 4.0" selected.
- Department/Unit:** An input field labeled "Academic Department/Unit Name".
- Contact Details:** An input field labeled "Name, Surname and email".

On the right side of the form, there is a "Tips" section:

Tips
Use this form to edit all information related to your data. Please be as descriptive as possible. The file upload is independent from the rest of the form, so you don't need to save an upload. This message will be replaced with helpful tips and suggestions as you begin interacting with the form.

Below the tips, there is a "Preview item (private)" section showing the edit timeline: "Last edited on 11 Sep 2020 - 14:12".

The right sidebar contains a file upload area with a "SIZE" column. It shows two files:

SIZE
0 kB
128.21 kB
788.26 MB

At the bottom right of the sidebar, there is a link "The relationship between Virtual Research Environments and Research Data Management" with a right-pointing arrow.

The bottom of the page features a footer with "About" and "Disclaim" links, a "figshare. credit for" logo, and a navigation bar with "Cancel", "DOI", "link", "unlink", "Publish", and "Save changes" buttons.

How does the backend look like?

The screenshot displays the 'researchdata.up.ac.za/account/home' interface. The main content area is a form for adding a resource, with the following sections:

- Resource DOI:** A text input field with the placeholder 'Add the DOI you want to link to'.
- References:** A text input field with the placeholder 'Link to references or related content'.
- Licence (what's this?):** A dropdown menu currently set to 'CC BY 4.0'.
- Department/Unit:** A text input field with the placeholder 'Academic Department/Unit Name'.
- Contact Details:** A text input field with the placeholder 'Name, Surname and email'.

Below the form, a status message reads: **This item is a draft** (metadata required for publication missing). A list of actions is provided:

- Apply embargo
- Make file(s) confidential
- Generate private link
- DOI Reserve Digital Object Identifier

A 'Delete item' button is located at the bottom of the form.

Tips: Use this form to edit all information related to your data. Please be as descriptive as possible. The file upload is independent from the rest of the form, so you don't need to save an upload. This message will be replaced with helpful tips and suggestions as you begin interacting with the form.

Additional information on the right side includes: 'Preview item (private)', 'Edit timeline', and 'Last edited on 11 Sep 2020 - 14:12'.

The bottom navigation bar contains: 'About', 'Disclaim', 'figshare. credit for', 'Cancel', 'DOI', 'link icon', 'confidential icon', 'Publish', and a red 'Save changes' button.

On the far right, a sidebar contains a user profile, a search icon, and a navigation arrow pointing to 'The relationship between Virtual Research Environments and Research Data Management'.

How does the backend look like?

Projects

The screenshot displays a web browser window with the URL `researchdata.up.ac.za/account/home#/projects`. The page header includes the University of Pretoria logo, a search bar with the text "Search on University of Pretoria...", and navigation links for "Upload" and "My data". A user profile picture is also visible. Below the header, a navigation menu features four buttons: "My data", "Projects" (highlighted with a blue border), "Collections", and "Activity". The main content area is titled "Projects you collaborate on" and contains a large dashed box with a plus sign, the text "Create a new project", and the subtext "Show your research and collaborate with designated members". A mouse cursor is positioned near the bottom center of the page. The footer contains links for "About", "Disclaimer", and "Sitemap", along with a "Hide footer" button and the text "figshare. credit for all your research."

researchdata.up.ac.za/account/home#/projects

UNIVERSITY OF PRETORIA
AN ALMA MATER OF LEADERS

Browse Search on University of Pretoria... Upload My data

My data Projects Collections Activity

Projects you collaborate on

+

Create a new project

Show your research and collaborate with designated members



Hide footer

About | Disclaimer | Sitemap

figshare. credit for all your research.

Personal Profile in the backend

← → ↻ 🔒 researchdata.up.ac.za/account/profile 🔍 ☆ 🌐 ⚙️ 👤 🚫

 [Browse](#) [Upload](#) [My data](#) 🔔 

My profile

Professional details

ORCID 0000-0003-2869-4377 ⓘ


First name

Last name *

Job title

Field of interest ▼

Location



[Change picture](#)

Social media links

Facebook

[⌵ Hide footer](#)

About | Disclaimer | Sitemap

figshare. credit for all your research.

Personal Profile in the backend (bottom of the page)

researchdata.up.ac.za/account/profile

Social media links

Facebook

Twitter

Linkedin

Biographical information

I am a Library and Information Manager with substantial experience in library management, information specialist work, and research data librarianship. I am currently employed by the University of Pretoria (UP) Library as Assistant Director Scholarly Communications, where I have been responsible for doing a needs analysis and status report on data management practices at the University. I have also been involved in the development of a new RDM Policy for the University and in the evaluation process and implementation of a data repository for UP. Currently, I am also involved in the training library staff and researchers in RDM. I am also currently the Chair of the Network of Data and Information Curation Communities (NeDICC), a national network representing higher education institutions and research councils in South Africa, focusing on the management of research data. I also manage the Digitisation Unit and Open Scholarship Unit of the Library.

Publications

[+ Add publication](#)

[About](#) | [Disclaimer](#) | [Sitemap](#)

figshare. credit for all your research.

[Hide footer](#)

Cloud-based versus locally hosted

- Figshare's front-end is always cloud-based, but the storage of the datasets can either be cloud-based (Amazon Cloud) versus locally-hosted on a server.
- UP chose the cloud option for storage of its datasets on Figshare as it was the best option cost-wise. It saves on hardware costs (server, electricity, backup servers) and staff costs etc.



Cloud Icon by Dario Ferrando.
<https://iconscout.com/icon/cloud-3542>



<https://www.pickpik.com/networking-data-center-computer-network-data-security-black-67299>

Users of the UP Research Data Repository (Figshare)

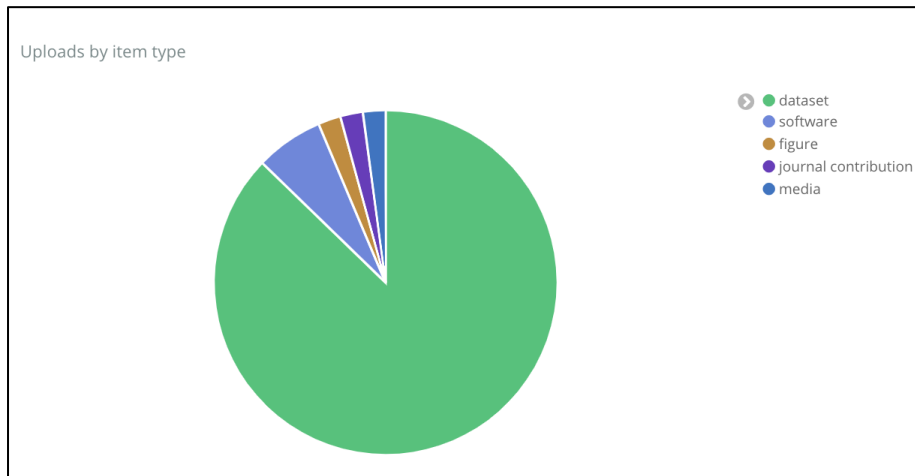
Contributors	Viewers/Downloaders
Academic Researchers/Lecturing staff	Researchers
Masters students	Public
Doctoral students	Journal editors
Scholarly Communications staff in the library	Funders
	Department of Research Innovation staff

Awareness Creation/Training of Users/Marketing

Item	Action
Awareness creation	<ul style="list-style-type: none">• Through the library website• Through an RDM Libguide• Through campus wide e-mails• During Open Access Week
Training/Upskilling of Library Staff	This year we held a two-day workshop for information specialists, cataloguers and research office staff, which was facilitated by Robin Rice from University of Edinburgh
Training of researchers/students	<ul style="list-style-type: none">• 60 min workshops on uploading of datasets onto the UP Research Data Repository (Figshare)• 60 min workshops on creating Data Management Plans

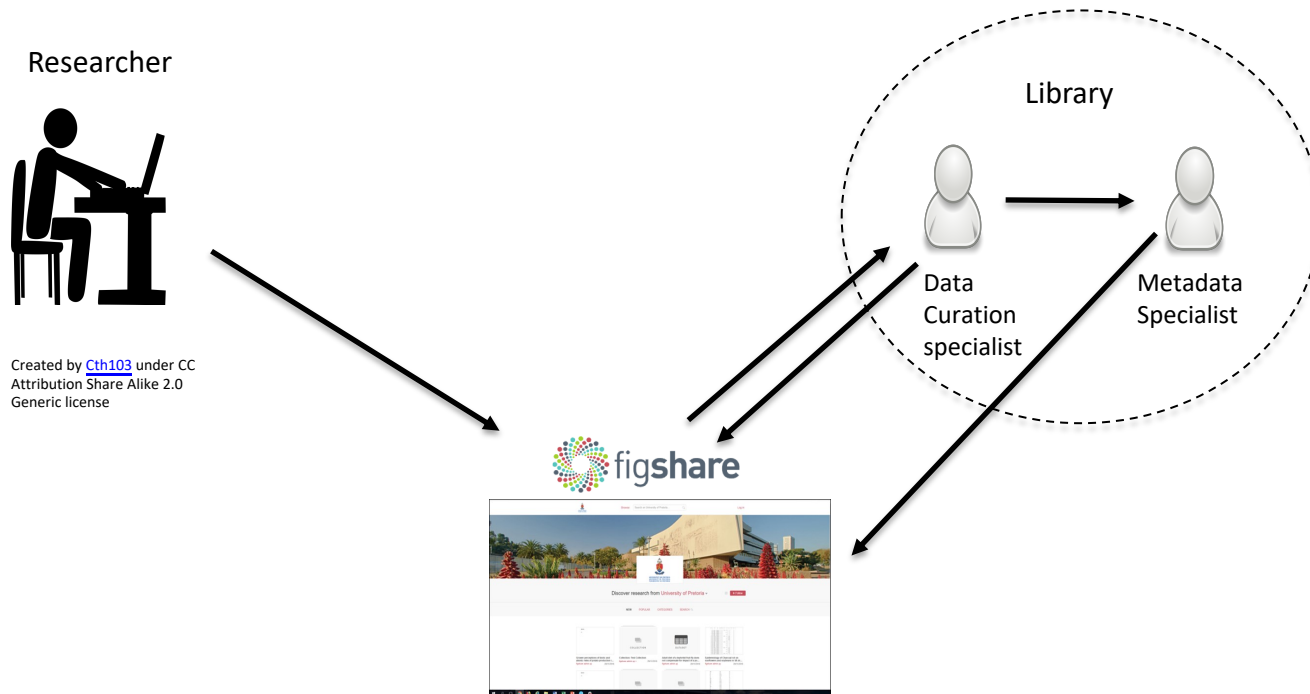
Types of materials on Figshare

- The Figshare platform can handle any type of digital object
- The UP Research Data Repository currently has the following type of digital object: figures, images, datasets, software codes and media (video clips)



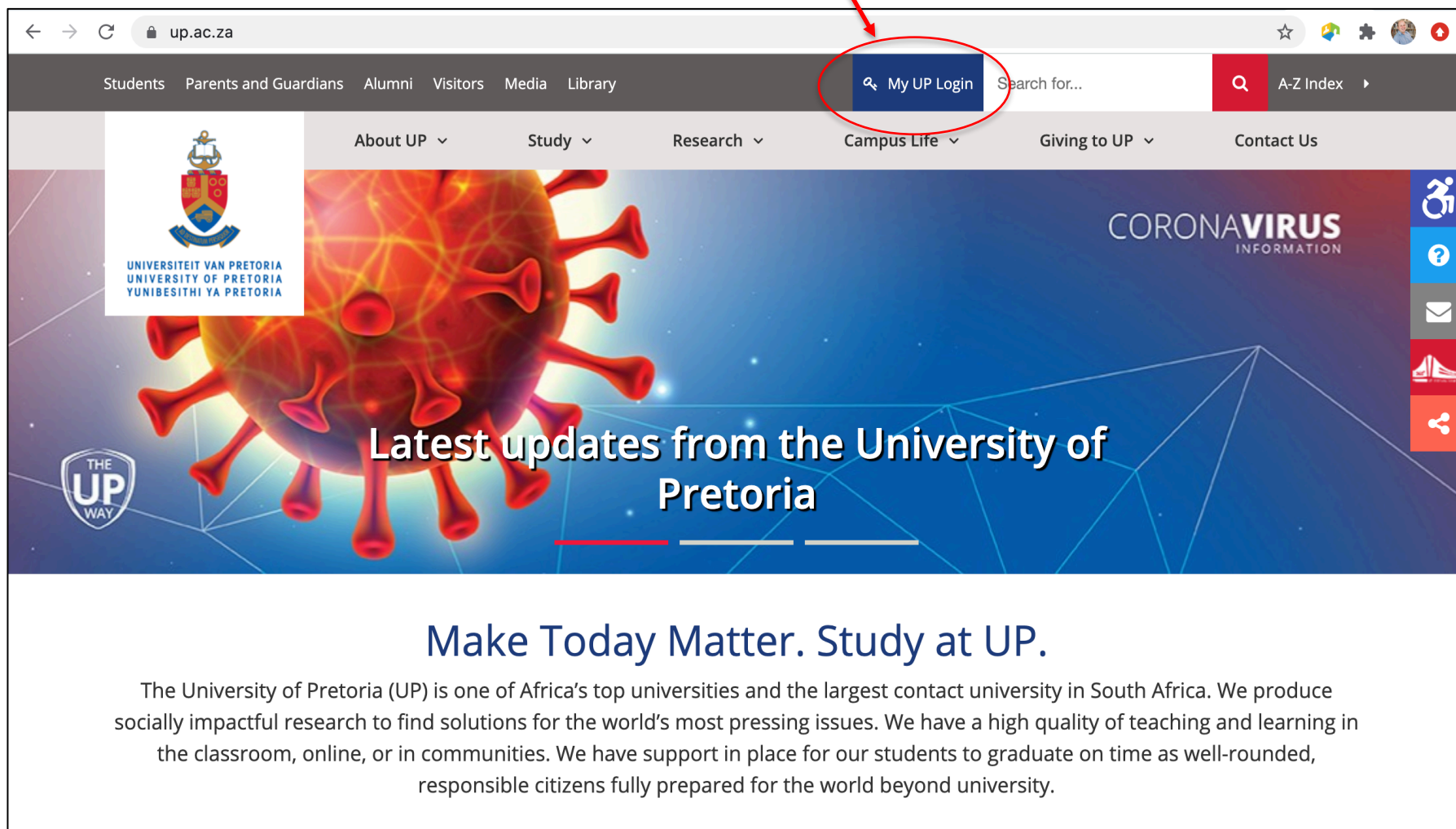
How are materials acquired?

- Each academic researcher, Masters or Doctoral student upload their final processed datasets (or software code, figures, images, video clips) that supports their research articles, projects, theses & dissertations, conference papers or books, onto the Figshare platform themselves.
- This then goes through a workflow to a **research data curator** and a **metadata specialist** in the library for quality control, before it is approved on the system



Rights Management issues and access control

Authentication



The screenshot shows the University of Pretoria website interface. The browser address bar displays 'up.ac.za'. The navigation menu includes 'Students', 'Parents and Guardians', 'Alumni', 'Visitors', 'Media', and 'Library'. A search bar contains the text 'My UP Login', which is circled in red with a red arrow pointing to it. Other navigation options include 'About UP', 'Study', 'Research', 'Campus Life', 'Giving to UP', and 'Contact Us'. The main banner features the University of Pretoria logo, a large red coronavirus particle, and the text 'CORONAVIRUS INFORMATION' and 'Latest updates from the University of Pretoria'. Below the banner, the text reads 'Make Today Matter. Study at UP.' followed by a paragraph describing the university's mission and research focus.

Students Parents and Guardians Alumni Visitors Media Library

My UP Login Search for...

A-Z Index

About UP Study Research Campus Life Giving to UP Contact Us

UNIVERSITEIT VAN PRETORIA
UNIVERSITY OF PRETORIA
YUNIBESITHI YA PRETORIA

CORONAVIRUS
INFORMATION

THE
UP
WAY

Latest updates from the University of
Pretoria

Make Today Matter. Study at UP.

The University of Pretoria (UP) is one of Africa's top universities and the largest contact university in South Africa. We produce socially impactful research to find solutions for the world's most pressing issues. We have a high quality of teaching and learning in the classroom, online, or in communities. We have support in place for our students to graduate on time as well-rounded, responsible citizens fully prepared for the world beyond university.


Rights Management issues and access control

Authentication

[f](#) [t](#) [i](#) [You Tube](#) [G+](#) [in](#)

LOG A SUPPORT CALL [☎](#) [✉](#) | [HELP](#) [?](#)

[UP WEB](#) | [LIBRARY](#) | [UP GOOGLE](#) | [TUKS GOOGLE](#)



UNIVERSITEIT VAN PRETORIA
UNIVERSITY OF PRETORIA
YUNIBESITHI YA PRETORIA

LOGIN

Please log in with your "p" or "u" username.
For example, Username: u01234567 or p12345678

[+ New user](#)

SUBMIT

[Change password](#) | [Lost \(forgotten\) password](#)

Rights Management issues and access control

Authentication

The screenshot displays the UP Staff Portal interface. At the top, there are social media icons (Facebook, Twitter, Instagram, YouTube, Google+, LinkedIn) on the left, and navigation links for TELEPHONE DIRECTORY, LOG A SUPPORT CALL, HELP, and LOGOUT on the right. The main header area includes the text "UP STAFF PORTAL" and "MY VIEW MY COLLABORATION SPACES". A search bar is present with the placeholder text "Search the UP Intranet". The user profile for Dr. B.J. Van Wyk is shown, identifying him as Assistant Director: Library Services with EMPLID: 01235346. Below the header is a navigation menu with categories: STRATEGY AND GOVERNANCE, UP ENTITIES, TEACHING AND LEARNING, RESOURCES, POLICIES, and INTRANET SITES (A-Z). A secondary menu offers options: ADD / REMOVE PORTLETS, CUSTOMISE PORTLETS, RESET PORTAL LAYOUT, and COLLAPSE ALL PORTLETS. The main content area features several portlets: LinkedIn Learning, Permission Manager, ORCID, Visitor Management, Research Data Repository (highlighted with a red border), and Human Resources Management System. A large graphic on the right side of the page is titled "UP Law staff's Covid-19 related activities from March to June 2020" and features a world map with circular portraits of staff members. At the bottom, there is an "ANNOUNCEMENTS" section with a "VIEW ALL" link.

UP STAFF PORTAL

MY VIEW MY COLLABORATION SPACES

Search the UP Intranet

Dr. B.J. Van Wyk
Assistant Director: Library Services
EMPLID: 01235346

STRATEGY AND GOVERNANCE UP ENTITIES TEACHING AND LEARNING RESOURCES POLICIES INTRANET SITES (A-Z)

ADD / REMOVE PORTLETS CUSTOMISE PORTLETS RESET PORTAL LAYOUT COLLAPSE ALL PORTLETS

LinkedIn Learning

LinkedIn Learning grants you access to learning material of approximately 3000 courses. It is an on-demand library of high-quality video tutorials covering a vast range of skills. It offers the opportunity of knowledge enhancement. Videos can be downloaded for offline viewing.

[LinkedIn Learning](#)

Permission Manager

This application allows users to whom the required access rights are granted, to:

- Manage access rights of external users
- Apply for UP Google services
- Apply for special access rights to the university's premises during campus closures

[Permission Manager](#)

ORCID

ORCID provides a persistent digital identifier that distinguishes you from every other researcher and supports automated linkages between you and your professional activities.

Visitor Management

Due to Covid-19 measures, the Visitors Management System has been temporarily disabled. Please make use of the invitation letter template to invite visitors. The above mentioned Template can be downloaded from the link: <https://upnet.up.ac.za/sm/VisitorLetterUP.docx>

The Visitor Management system allows authorised staff members with administrative rights use administration functionalities of the system.

[Nimbus Administration](#)

Research Data Repository

This research data repository facilitates data publishing, sharing and collaboration of academic research. The University of Pretoria uses this repository to manage research data sets and, in some cases showcase research data sets to the wider research community.

[Research Data Repository Platform](#)

[RDM Intranet Toolkit](#)

Human Resources Management System

The PeopleSoft Human Resources (HCM) system manages all HR data. It provides staff, students and guests with access to many self-services functions such as submitting leave requests, updating personal

UP Law staff's Covid-19 related activities from March to June 2020

ANNOUNCEMENTS [VIEW ALL](#)

Rights Management issues and access control

Authentication

Personal information transfer notice

Afrikaans | English | Sesotho | isiXhosa | IsiZulu

SAFIRE
SOUTH AFRICAN IDENTITY FEDERATION

University of Pretoria

You are about to log into figshare. This service is operated by figshare LLC.

This service describes itself as: *Figshare is a research data management & dissemination platform that helps researchers & institutions get credit for all of their research.*


figshare requires that your personal information (see below) be transferred from University of Pretoria. Are you willing to send this information?

Privacy policy for the service figshare.

Yes, continue Yes, only this time No, cancel

Information that will be sent to figshare

Surname	Van Wyk
Given name	Barend
Mail	johann.vanwyk@up.ac.za
Primary affiliation	staff
Affiliation at home organization	<ul style="list-style-type: none">staff@up.ac.zamember@up.ac.zaemployee@up.ac.zaalum@up.ac.za
Persistent service-specific pseudonym	[for https://login.figshare.com/shibboleth]

 If there are any errors in your personal information, please contact the administrator of your identity provider (University of Pretoria) or your IT help desk.


Privacy statement

SAFIRE - South African Identity Federation


Rights Management issues and access control

Embargoes


This item is private (you can publish it at any time)

 **Apply embargo** ×

On file(s) only On the whole item

Select period or 



Reason:

 **Generate private link**

DOI Digital Object Identifier

[10.25403/UPresearchdata.12936998](#)


The DOI becomes active when the item is published.

|  |  | Publish


Rights Management issues and access control

Confidential Files

This item is private (you can publish it at any time)

 **Make file(s) confidential** ×


Reason:



 **Generate private link**

DOI Digital Object Identifier

[10.25403/UPresearchdata.12936998](#)

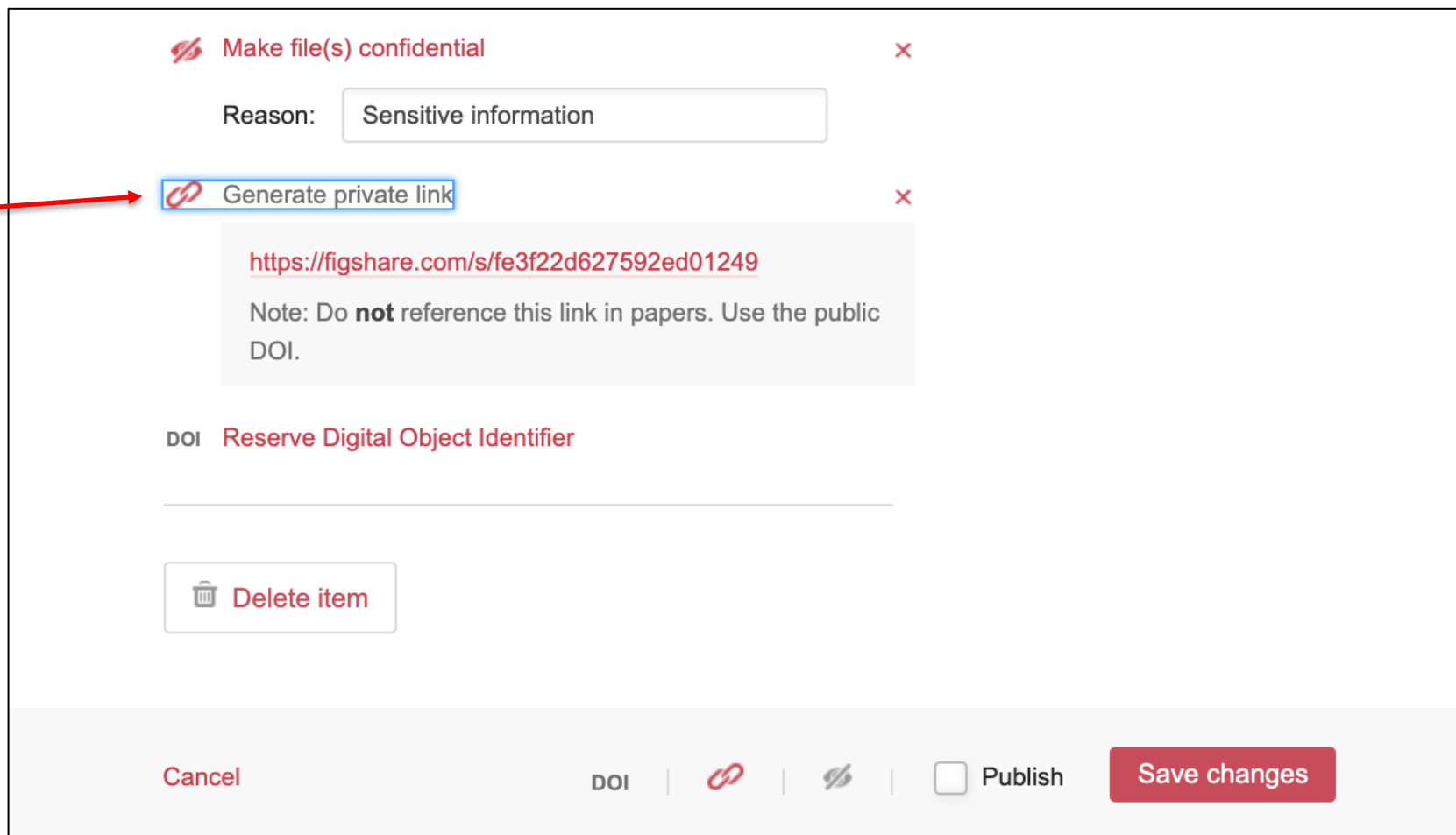
The DOI becomes active when the item is published.

 **Delete item**

Cancel **DOI** |  |  | Publish **Save changes**

Rights Management issues and access control

Sharing of Confidential Files



The screenshot displays a user interface for managing file rights. It features two main options, each with a red 'X' icon for removal:

- Make file(s) confidential**: This option includes a text input field labeled "Reason:" containing the text "Sensitive information".
- Generate private link**: This option is highlighted with a blue border and a red arrow pointing to it from the left. It displays a private link: <https://figshare.com/s/fe3f22d627592ed01249>. Below the link, a note states: "Note: Do **not** reference this link in papers. Use the public DOI."

Below these options, there is a section for "DOI Reserve Digital Object Identifier" with an empty input field. At the bottom left, there is a "Delete item" button with a trash icon. The bottom of the interface contains a navigation bar with the following elements from left to right: "Cancel", "DOI" (with a link icon), a "confidential" icon, a "Publish" checkbox, and a "Save changes" button.

Rights Management issues and access control

Sharing of files have been published open access

researchdata.up.ac.za/articles/dataset/Spatial_distribution_of_trypanosomiasis_in_Malawi_between_2015-2016/12529628

Figure_3.tif (2.91 MB) Figure_4A (2).tif (2.1 MB) Figure_4B.tif (2.08 MB) Figure_4C.tif (2.41 MB)

Figure_5.tif (1.36 MB)

Cite Download all (11.53 MB) Share Embed + Collect ... 9 files

Share 0 Tweet Share email

Spatial distribution of trypanosomiasis in Malawi between 2015-2016

Dataset posted on 16.07.2020, 11:45 by Elizabeth Chimera, Eric Etter, Geoffrey T. Fosgate, Luis Neves, Alain Boulangé, Ilse Vorster

374 views | 28 downloads | 0 citations

This dataset used to determine molecular, sero-prevalence and the spatial distribution of trypanosomiasis in Malawi. This dataset was also used to determine spatial pattern of the identified trypanosome species. Additionally, it was used for interpolation of risk Maps for each identified specie.

UNIVERSITEIT VAN PRETORIA
UNIVERSITY OF PRETORIA
YUNIBESITHI YA PRETORIA

About | Disclaimer | Sitemap

figshare. credit for all your research.

Rights Management issues and access control

Licensing of files

Licence (what's this?)

CC BY 4.0

CC BY 4.0

CC0

MIT


GPL

GPL 2.0+


GPL 3.0+

Apache 2.0



This item is private (you can publish it at any time)

 **Make file(s) confidential** ×

Reason:

 **Generate private link**

DOI **Digital Object Identifier**

Cancel DOI   Publish **Save changes**




Preservation

Digital Object Identifiers (DOIs)

Automatic DOI generator

The Figshare system is registered as a DOI mint at DataCite


This item is a draft (metadata required for publication missing)



-  Apply embargo
-  Make file(s) confidential
-  Generate private link

DOI Digital Object Identifier

[10.25403/UPresearchdata.12949742](#)

The DOI becomes active when the item is published.

 Delete item

Cancel **DOI** |  |  | Publish **Save changes**

Managing the Figshare platform

Role players and their tasks

Data Curation Officer

Identify problems and develop solutions to existing procedures and workflow

Ensure that online access is provided and actively managed, including copyright and ethics restrictions

Processing of materials/records that have been uploaded onto Figshare

Check that files have been correctly uploaded and readable and under the correct faculty/department

Check that the format of the file(s) can be read, otherwise consult with researcher to hear if file(s) can be converted to another format

Check that embargoes are in place, when requested and lifted when requested

See to it that confidential files are correctly processed

Add links to other outputs (e.g. articles, theses etc.) where available

Data Repository management and support (Authentication, assign of role level access, request for bigger data quotas, repository infrastructure reports, upgrades to the system)

Training, client service and marketing

Liaise with UP ITS and Library IT & Figshare with regards to integration with other systems

Managing the Figshare platform

Role players and their tasks

Metadata Specialist

Monitor, apply and improve metadata quality:

Ensure optimal workflow

Check controlled vocabulary (categories) chosen in Figshare

Check keywords used

Check the spelling of words used in the metadata fields

Check author fields for correct author names and spelling

Check the licenses used

Advise on file-naming conventions

Provide training for users of Figshare in collaboration with Data Curation Officer

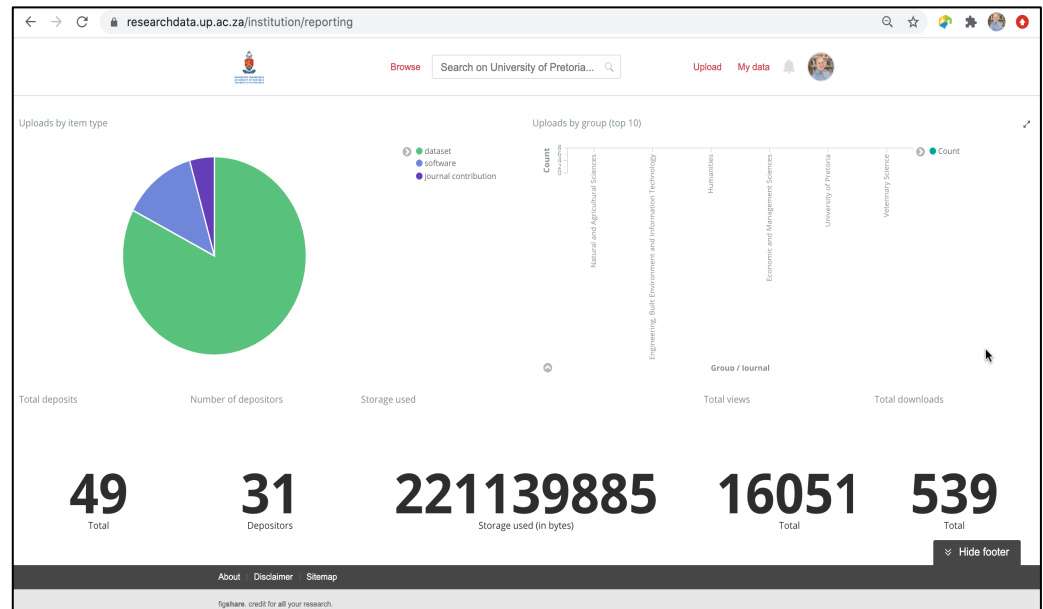
Add metadata fields as needed for specific projects and fields in line with Dublin Core Standards

Provide advice on best long-term preservation standards for files

Statistical function / Metrics (Backend)

Figshare is integrated with the Altmetric system

- Views/Downloads per item type
- Views per week per subject category
- Views by country
- Uploads by item type
- Uploads by Group (Faculties)
- Total deposits
- Number of depositors
- Storage used
- Total views
- Total downloads
- Top 25 items viewed
- Number of citations



Integration with other systems

Open API

The screenshot shows a web browser at the URL `researchdata.up.ac.za/account/applications`. The page header includes the University of Pretoria logo, a search bar with the text "Search on University of Pretoria...", and navigation links for "Browse", "Upload", "My data", a notification bell, and a user profile picture. The main content area is titled "Integrations" and contains the text "Connect and sync your University of Pretoria account with other apps." Below this, there are two integration cards: one for GitHub with a "Connect" button, and one for FTP login details showing the username "2205920" and a "Generate Password" button. The "Applications" section below contains the text "Here you can manage your applications or see what applications you have authorized to access your account." and a "My Applications" section with the text "Here you can create and manage your own applications." and a "Create Application" button. The footer includes links for "About", "Disclaimer", and "Sitemap", and the text "figshare. credit for all your research."


researchdata.up.ac.za/account/applications

University of Pretoria

Browse Search on University of Pretoria... Upload My data


Integrations

Connect and sync your University of Pretoria account with other apps.



GitHub

Connect



FTP login details

Username: 2205920

Generate Password

Applications

Here you can manage your applications or see what applications you have authorized to access your account.

My Applications

Here you can create and manage your own applications.

Create Application

About | Disclaimer | Sitemap

figshare. credit for all your research.

Integration with other systems

ORCID

← → ↻ 🔒 researchdata.up.ac.za/account/profile 🔍 ☆ 🌐 ⚙️ 👤 📶

My profile

Professional details

ORCID 0000-0003-2869-4377

First name

Last name *

Job title

Field of interest

Location

Social media links


Facebook

Twitter

LinkedIn

Your public items will get synced to ORCID via DataCite. University of Pretoria is not responsible for maintaining this connection.

[Learn more](#)



[Change picture](#)

⌵ Hide footer

About | Disclaimer | Sitemap

figshare. credit for all your research.

Current & Future developments at UP

- Development of a Data Management Plan (DMP) Tool for the University (Current)
- UP and UNISA has formed a Digital Preservation Steering Committee that will develop a Digital Preservation strategy for each University (in process)
- The development of a Figshare instance for the Bakeng se Afrika Project, a collaborative project between University of Pretoria, Stellenbosch University, Sefako Magoto University, University of Combria (Portugal), University of Bordeaux (France), University of Leuven (Belgium), and NECSA. The project is doing high resolution scans of skeletal collections which will be housed on a server at UP and accessed via a Figshare instance administrated by UP. (in process)



Thank you