










Supplementary Materials

Table S1. The solid-phase competitive ELISA (SPCE) % inhibition results at 1:10 dilution (results for 1:30 dilution not shown) and the log reciprocal of virus neutralisation test (VNT) titres in subsistence (Rufunsa) and commercial (Chisamba) cattle herds vaccinated with either one (day 0) or two doses (day 0 and 28) of an FMDV serotype O vaccine. The SPCE and VNT results are semi-quantitative represented with a darker shade of green indicating stronger positivity and negative results indicated in grey, as explained in the legend below the Table.

ID	Dose	Location	1:10 SPC-ELISA (Days Post-Vaccination)						Log VNT (Days Post-Vaccination)						
			0	7	28	56	112	168	0	7	14	28	56	112	168
RFK C2	Control	Rufunsa	-6.55	-11.70	-1.60	18.96	-1.30	-2.04	0.60	0.60		1.04	1.20	1.04	1.20
RFK C3	Control	Rufunsa	-7.41	-13.61	5.55	0.27	3.10	7.44	0.60	1.34		1.20	1.04	1.04	1.20
RFK 32	1-dose	Rufunsa	-3.11	-1.77	41.18	2.91	85.46	49.88	0.60	0.60		1.65	1.04	1.51	1.51
RFK 34	1-dose	Rufunsa	-1.79	-6.41	17.68	46.55	10.23	40.14	0.60	1.20		1.65	1.04	1.04	1.04
RFK 45	1-dose	Rufunsa	-4.86	5.17	59.86	27.49	31.25	15.14	0.90	1.65		1.65	1.65	0.90	1.34
RFK 18	2-dose	Rufunsa	-3.42	0.91	57.52	87.87	79.91	83.71	0.60	1.20		1.81	1.95	1.65	1.81
RFK 21	2-dose	Rufunsa	-5.35	-1.79	85.04	97.68	92.30	87.13	0.60	1.51		2.25	2.71	2.25	1.65
RFK 25/28	2-dose	Rufunsa	-4.40	-7.91	37.96	97.87	28.28	5.27	0.60	1.34		1.04	1.34	1.20	1.04
RFK 43	2-dose	Rufunsa	-1.88	-3.64	-1.67	97.17	94.37	57.91	0.60	1.81		1.65	2.71	1.51	1.20
RFK 44	2-dose	Rufunsa	-2.93	-3.90	48.21	52.35	85.04	90.01	1.51	1.20		1.34	1.34	1.65	2.11
CSM CC1	Control	Chisamba							1.20			1.65	1.04		0.60
CSM CC6	Control	Chisamba							0.60			1.04	0.60		0.90
CSM CC8	Control	Chisamba							0.60			0.60	0.60		0.60
CSM CC9	Control	Chisamba							0.90			1.04	0.90		1.04
CSM C1	1-dose	Chisamba	3.90		3.81	11.92	8.19	-4.76	0.60			1.04	0.60	0.60	0.60
CSM C2	1-dose	Chisamba	-0.56		-0.17	34.08	30.78	18.23	0.60			1.04	0.60	0.60	1.04
CSM C4	1-dose	Chisamba	-1.42		-3.95	31.06	2.65	10.46	0.60			1.04	1.04	1.04	0.60
CSM C5	1-dose	Chisamba	3.01		68.64	57.65	8.04	41.47	0.60			1.34	1.20	1.04	0.90
CSM C6	1-dose	Chisamba	2.44		38.08	6.26	-3.50	17.20	1.65			1.04	1.04	0.60	1.20
CSM C7	1-dose	Chisamba	2.00		1.42	31.21	9.86	2.01	0.60			1.51	0.90	0.60	0.60
CSM C8	1-dose	Chisamba	6.64		28.11	90.55	44.85	65.51	0.60			1.81	1.51	1.65	1.20
CSM C9	1-dose	Chisamba	6.43		2.81	2.16	-2.64	-5.26	0.60			1.04	0.60	0.60	0.90
CSM C10	1-dose	Chisamba	4.23		-1.28	15.49	28.54	19.41	1.20			1.51	1.04	1.04	1.04
CSM 4	2-dose	Chisamba	-1.15		18.82	88.21	23.34	2.07	0.60	0.60	0.90	1.04	1.65	1.04	0.60
CSM 8	2-dose	Chisamba	-1.66		43.20	74.15	59.93	66.79	0.60	1.04	1.81	1.95	1.51	1.81	1.81
CMS 14	2-dose	Chisamba	2.47		14.22	90.00	41.71	65.93	0.60	1.04	1.81	1.20	1.95	1.34	1.20
CSM 15	2-dose	Chisamba	1.29		-1.54	90.64	50.88	34.48	1.04	1.04	1.34	1.04	2.11	1.04	1.04
CSM 16	2-dose	Chisamba	3.75		2.00	92.49	55.59	42.80	0.60	0.90	1.34	1.34	1.95	1.34	1.65
CSM 17	2-dose	Chisamba	0.19		3.63	96.34	90.46	86.55	0.90	1.04	1.04	1.34	2.71	2.25	1.65
CSM 22	2-dose	Chisamba	0.27		3.40	97.35	38.69	40.04	0.90	1.04	1.34	1.51	2.55	1.95	2.55
CSM 24	2-dose	Chisamba	0.54		28.19	98.18	95.75	97.70	1.04	0.60	1.04	1.04	1.34	0.90	1.04
CSM 25	2-dose	Chisamba	3.90		6.37	86.03	88.67	87.45	0.90	0.90	1.20	1.20	2.41	1.65	1.34

Table S1. Legend.

SPCE		VNT	
	<70 (1:10)		≤1.04
	≥70 (1:10); <80 (1:10)		>1.04; <1.51
	≥80 (1:10); <50 (1:30)		=1.51
	≥80 (1:10); ≥50 and <80 (1:30)		>1.51
	≥80 (1:10); ≥80 (1:30)		