

Faculty Day showcases research activities

By John Soley, Faculty Day Convener

The 2007 Faculty Day held on 6 September 2007 was, as always, an ideal opportunity to showcase the research activities of the faculty. The oral presentations and posters were once again of a very high standard. A total of 24 papers were presented, while 15 posters were on display throughout the day.

A continuing feature was the prominent participation of postgraduate students in the scientific programme, reflecting the ever-increasing role that postgraduate studies play in driving the research programmes of the faculty. The presentations also reflected the various faculty research themes and emphasised the controlled diversity of work being undertaken by the various departments. Awards for the best presentations were handed out at a cocktail function hosted by the Dean, Prof Gerry Swan. The chairpersons of the adjudicating committees gave positive feedback on the high standard. The award for the best oral presentation went to Dr Vinny Naidoo for his presentation *Diclofenac: A molecular mechanism of toxicity*. The title of the winning poster was *Correlation between tetracycline resistance in Escherichia coli isolated from impala (Aepycerus melampus) and E. coli isolated from their water source*. It was prepared and presented by Dr Valeria Mariano and colleagues.

continued on page 2



Mrs Cornelissen (left), wife of the Dean of the Faculty of Veterinary Medicine, Utrecht University, and Mrs Lina Swan (centre), wife of Prof Gerry Swan, Dean of the Faculty of Veterinary Science at Onderstepoort, in conversation with Prof Ramaranka Mogotlane, Vice-Principal, University of Pretoria.



Prof Gerry Swan (left) hands the Sir Arnold Theiler Memorial Lecture certificate to Prof Albert Cornelissen, Dean of the Faculty of Veterinary Medicine, Utrecht University.



Faculty Day

continued from page 1

During the function, a number of prizes were also presented to winners of the annual photography competition, which again proved to be very popular, with a record number of entries being received.

The Sir Arnold Theiler Memorial Lecture was presented by Prof Dr Albert Cornelissen, Dean of the Faculty of Veterinary Medicine, Utrecht University, who posed the question: "What makes an excellent faculty of veterinary medicine?" In his address, Prof Cornelissen highlighted the effect that globalisation has had on tertiary education and noted that universities have to develop the capacity to "respond rapidly to new challenges and new circumstances" if they wish to remain relevant in the rapidly changing educational environment.

An important and exciting innovation at this year's Faculty Day was the inclusion of a parallel session in an adjoining hall, specifically aimed at interaction between the student body and representatives from industry. The sessions, which covered topics such as the manufacturing process of veterinary products, quality control, coping skills and what to expect in practice, as well as job opportunities, proved popular and were well-attended. The large numbers of students drawn to the Sir Arnold Theiler Building in support of these sessions added greatly to the buzz in the foyer. This, together with the colourful exhibition stands set up and manned by the trade, created a wonderful atmosphere that complemented the scientific sessions.

Exchange programme culminates in CD-Rom



Above (from left): Captain 'Bob' McCully, Prof Johan Terblanche, Prof Koos Coetzer and Prof Leon Prozesky proudly show off a mounted poster of the CD-Rom cover.

The Onderstepoort-Armed Force Institute of Pathology (AFIP) guest-worker exchange programme, initiated in the 1960s by Prof Robert McCully, has proved to be outstanding and mutually beneficial for both institutes. The AFIP is a world-renowned pathology institute affiliated with the Walter Reed Medical Hospital in Washington DC. The institute focuses on human diseases, but also has a division for veterinary pathology.

Seven AFIP veterinary pathologists and three Onderstepoort veterinary pathologists took part in the programme. The AFIP pathologists were able to study tropical veterinary diseases for the first time and gained from the opportunities to collaborate with South African veterinarians on various zoonoses and diseases of free-living wild animals. An electronic atlas (CD-Rom) entitled *The AFIP-Onderstepoort Program Color Atlas of Foreign and Domestic Diseases of Pastoral Animals and Other Selected Species* was published privately by some of the veterinary pathologists who were part of the programme. Copies of the CD-Rom are available in the faculty library.

Publication information

OP News is issued by:

Faculty of Veterinary Science
University of Pretoria

Editor:

Prof Ken Pettey
e-mail: ken.pettey@up.ac.za

Consulting editor:

Janine Smit
Tel: (012) 349-2059

Layout:

Janine Smit Editorial Services
www.jses.co.za

Printing:

Remata iNathi Communications
and Printers (Pty) Ltd

**Contributions to OP News
are welcomed. Please submit
any material electronically
to the editor in MS Word.**



The new design of the OP News reflects the new corporate identity of the University of Pretoria.





From the **Desk of the Dean**

When a year draws to an end, it is always appropriate to reflect on highlights in order to plan for the future or to adjust where necessary to attain the best results. In doing this, I want to reflect on a few important issues that came out of our senior management bosberaad in February 2007. These represent some of the important strategic objectives of the faculty.

Top management has given approval to restructure the undergraduate degree programme in veterinary science to a single degree. This has led to a series of workshops, and an open forum has been conducted within the faculty with a fair degree of consensus on the following issues:

- **alignment of the faculty and its veterinary programme with national, regional and international tendencies and requirements;**
- **the need to reduce overload in the curriculum;**
- **shortening of the programme;**
- **adaptation of the format of presentation and assessment;**
- **review of admission and selection procedures to include psychometric/ aptitude testing and interviews;**
- **following a matrix approach in relation to discipline and species; and**
- **following a core-elective approach.**

We have now identified a number of guiding principles to develop our new curriculum and are currently developing generic outcomes and curricular models. Once finalised and agreed upon, we will proceed to develop the specific core

and elective competencies that will guide us in determining content in both components of the programme before we start with the development of the micro-curriculum. The input of external role-players will be sought regularly as we proceed with the steps outlined above.

We also made significant progress with the development of a degree programme in veterinary nursing. The Department of Education has accepted our proposals, which now await final acceptance by the CHE and SAQA, which is expected towards the end of April 2008. The process of reviewing our existing academic programmes and curricula is aimed at sustainable development, continued excellence in training and service delivery and the accreditation of the faculty.

Similarly, our postgraduate training and research programmes must have international and regional appeal to attract more international students, while research will have to produce more high-impact factor journals and patents. By implementing the strategic objectives that we have set for ourselves and by effectively internationalising the faculty, we will ensure that we can increase our global competitiveness and position ourselves as an internationally accredited seat of veterinary excellence. This is done not only through optimising opportunities, improving the quality of our infrastructure and creating a friendly environment for postgraduate students and visiting researchers in particular,

but also through extensive networking and partnerships.


During 2007, we revisited and strengthened some of our partnerships while networking continued. Visits were undertaken to, among others, Mozambique, Australia and the USA, while our partnership with the Faculty of Veterinary Medicine of the University of Utrecht culminated in a special publication to review the Memorandum of Understanding (MoU) between the two faculties since 2000. The outstanding way in which this MoU is managed, bodes well for the future and is setting a high standard for the management of our relations with other tertiary institutions and faculties. The Dean of the Faculty of Veterinary Medicine from Utrecht, Prof Albert Cornelissen, also presented the Sir Arnold Theiler Memorial Lecture at this year's Faculty Day.

Faculty Day 2007 was a great success and saw the introduction for the first time of in-depth information sessions for students by pharmaceutical companies. The information sessions were not just aimed at product information, but provided the students with relevant and applicable information with regard to their field of study. The support of the pharmaceutical industry and the involvement of the students in Faculty Day have led to a mutually beneficial relationship between the faculty and the industry and bode well for the future. Congratulations to Prof Banie Penzhorn as Researcher of the Year, Dr Vinny Naidoo as Young Researcher of the Year, as well as for the best

continued on page 6

Crocodiles indicate ecosystem health

by Jan Myburgh, Department of Paraclinical Sciences, Onderstepoort



Crocodiles, as top predators in the aquatic ecosystem, are considered to be very important and valuable bio-indicators of aquatic health. Trends in South African water sources these days, however, are an alarming cause for concern.

Few people know that crocodiles are surviving representatives of the dinosaurs. In structure, and probably also in habits, crocodiles have changed little since the dinosaur era that ended some 70 million years ago. Only a single species, the Nile crocodile, *Crocodylus niloticus*, occurs in South Africa. The Nile crocodile ranks as one of the most dangerous crocodylians in the world, surpassed only by the Australian Estuarine crocodile, *C. porosus*.

Larger crocodiles have few predators, the foremost of which is man. Crocodiles survived for millions of years, but now they are struggling to survive and have nearly disappeared completely from southern Africa. Habitat destruction and conflict between humans and crocodiles are probably the most important contributing factors. Aquatic pollution is also playing a significant contributing role.

There are few crocodile populations left in South Africa outside its national parks. Loskop Dam

used to support a healthy population of crocodiles, but regular spotlight surveys clearly show that the total number of crocodiles is declining at an alarming rate, with only 11 individual animals counted during 2006. The population density is extremely low, considering the available shoreline of the dam. Another disturbing factor is that the population structure of the crocodiles in this dam is completely abnormal. There are no mature crocodiles larger than 2.1 m. Crocodiles only become reproductively active when they are bigger than 2.3 m. Fifteen young crocodiles were released during 2007.

Aquatic scientists studying the effects that aquatic pollutants have on crocodiles, rely solely on blood samples to monitor these effects. However, we discovered that an additional biological sample, urine, can be collected successfully from live crocodiles. Collection of urine from the cloaca is a simple procedure. An ordinary dog urinary catheter is used to collect "clean" urine from the urodeum

in the cloaca, in an a-traumatic way. Strict separation of urine from faeces in the cloaca of the crocodile is very similar to that in the ostrich. The faeces are stored in the rectum (coprodeum) and held back by a powerful sphincter (coprodeal sphincter) separating the coprodeum from the urodeum.

During a recent visit to Loskop and the Blyderivierspoort dams, a team of international crocodile researchers from the University of Pretoria (Hannes Botha, Dirk Booysse and Jan Myburgh), University of Florida, USA (Lou Guillette), University of Stellenbosch (Hannes van Wyk) and the Mpumalanga Parks Board (Koos de Wet) caught several crocodiles for an ecological study. Blood and urine samples were collected from each crocodile to further investigate the diagnostic value of urine.

A urinary catheter is inserted in a cranio-dorsal direction via the cloacal opening. It is recommended to start at the caudal end of the cloacal opening to get a better angle and the catheter is gently pushed in a cranial direction. The urodeum is not far from the cloacal opening. This collection technique is extremely simple and a-traumatic, and could easily be used by any scientist with no previous clinical experience.

Urine is routinely used in human and other animal patients to diagnose endocrine problems. Excretion of steroid hormones or metabolites in urine has been well studied in humans. Urine steroid profiling in humans can be indicative of numerous endocrine



A dead crocodile from the Loskop Dam ready for a post mortem.

dysfunctions, including reproductive and thyroid disorders, enzyme deficiencies or excesses, and hypo- or hypercortisism (including tumours of the adrenal). Chemical pollutants, pharmaceutical drugs and their breakdown products are also excreted in urine. Therefore, a urine sample from a live crocodile, from a polluted river or dam, could be an extremely helpful diagnostic sample.

We also discovered a possible explanation for the decline in crocodiles in Loskop Dam. Pansteatitis was diagnosed in Nile crocodiles (*Crocodylus niloticus*) after fish die-offs in the dam. These are, as far as we could ascertain, the first reported cases of pansteatitis diagnosed in wild crocodiles. Fish mortality is a regular occurrence in Loskop Dam due to polluted water flowing into the dam.

After the consumption of rancid fish for three to four weeks, all the fat stores in the consumer become yellow and solid. It is also called “yellow fat disease”. A colleague in Zimbabwe (Lake Kariba) diagnosed pansteatitis, years ago, on a crocodile farm where farm crocodiles were fed rancid fish for a period of time.

We suspect that the affected wild crocodiles in Loskop Dam die of exposure. They are less mobile on land or they drown due

to an inability to swim properly. Another possibility is heart failure – affected fat stores around the heart could prevent normal heart function.

Pansteatitis must be considered a differential diagnosis if regular fish die-offs occur in a dam or river. Veterinarians must be on the lookout for this. Other predators consuming the rancid fish may also be affected, for example, freshwater terrapins, wild cats (such as leopards) and fish-eating birds.

Uncontrolled pollution of our rivers by mines, factories, agricultural chemicals and unprocessed sewage outflow can no longer be tolerated. Not only are we killing our aquatic ecosystems, but we are also slowly killing ourselves... Most of the pollutants that we dump into our rivers and dams will eventually affect our health.

Earl Hodgson stated, nearly a hundred years ago, that:

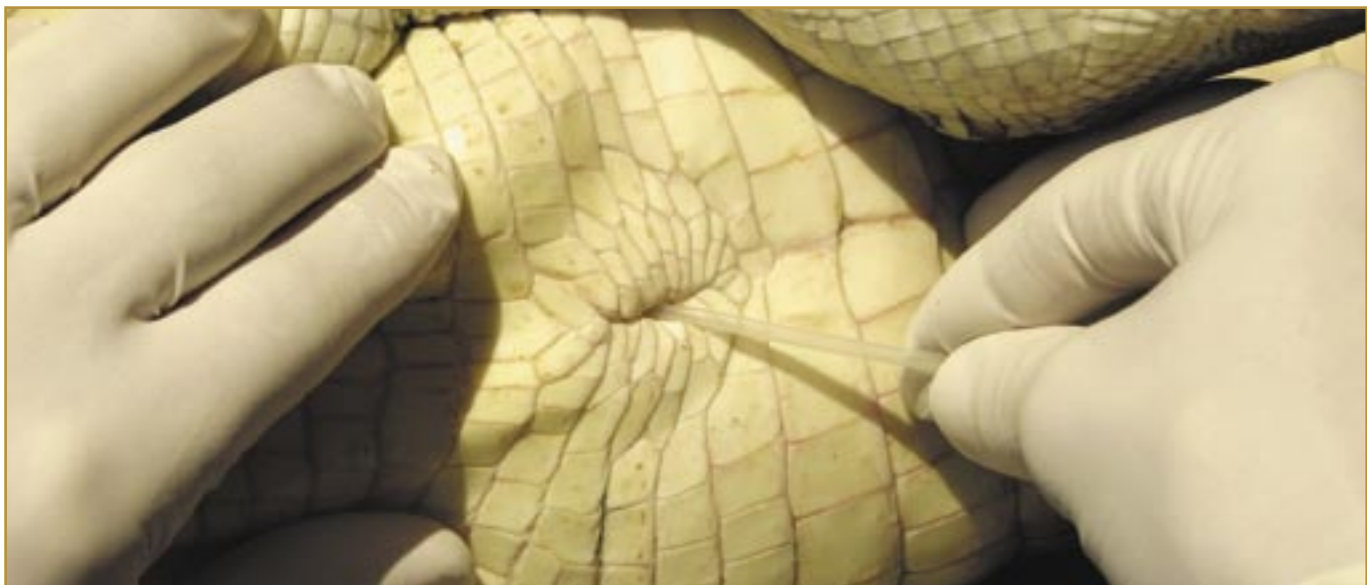
“A river is a very peculiar thing. The conditions that are necessary to the life within it are such that, pondering them, one is almost obliged to doubt whether separate properties in running water were in the design of Nature. Injure a river at any point in its course, and you shall injure it from source to sea.”



A typical pansteatitis lesion in the tail of a crocodile that was found dead at Loskop Dam. Fat becomes yellow and solid.



Two members of the international crocodile team, Lou Guillette and Hannes Botha, with a big male crocodile.



Urine is collected from a crocodile with a catheter.

Two decades and **still counting**

by Erica van der Westhuizen



Staff of the Veterinary Library helped celebrate its 20th anniversary on its current premises. From left are Johannes Moropotli, Marguerite Nel, Amelia Breytenbach, Antoinette Lourens, Erica van der Westhuizen, Barbara Kellermann and Tertia Coetsee.

Although the Veterinary Science Library was officially established in 1974, it celebrated 20 years on its beautiful premises in the Arnold Theiler Building with a special function on 18 October.

Erica van der Westhuizen, Head of the library, welcomed the guests, which included the management of the Department of Library Services, heads of the other faculty libraries, the faculty's departmental and unit heads and the Veterinary Library committee members, who represent all the departments of the faculty. The Head of the Onderstepoort Veterinary Institute Library, Mr David Swanepoel, also joined in the celebration.

A number of former colleagues, Ida Thomson, Lourina de Beer, Annaline Schoeman, Krista Verster and Hanneljé Boshoff remembered the good old days. After messages from the Director of Library Services, Mr Robert Moropa, and the Dean, Prof Gerry Swan, the unveiling of the special commemorative quilt took place. Barbara Kellermann of the Circulation Desk was responsible for the design and final quilting. Antoinette Lourens, Amelia Breytenbach, Tertia Coetsee and Marguerite Nel also contributed material and sewed the squares.

The final product is really impressive. Not only is it a beautiful decoration for the entrance wall, but it represents excellent teamwork.



Mr Robert Moropa, Director of the Department of Library Services (left), and Prof Gerry Swan, Dean: Faculty of Veterinary Science, unveil the commemorative quilt.

From the **Desk of the Dean**

continued from page 3

oral presentation of the day, Dr Johan Marais as BVSc Lecturer of the Year, Dr Elrien Scheepers as DVN lecturer of the year, Dr Valeria Mariano and colleagues for the best poster presentation and to all students who were presented with academic awards at Faculty Day. The faculty places a premium on recognising excellence and achievement by staff and students.

As I mentioned in the previous issue, the recruitment of adequate numbers of black and male students is a factor that has to be taken into consideration when steering the faculty into the future. Failure to do so is a risk factor; thus the implementation of an awareness, recruitment and in-care programme to promote the transformation of the student body is imperative. Initiatives in this regard are continuing.

Together with other members of senior management, the reappointment for a further four-year term of Prof Morkel Terblanche as Deputy Dean, Prof Koos Coetzer, Head of the Department of Veterinary Tropical Diseases, the extension of the appointment contract of Prof Paul Bland-van den Berg, Director of the OVAH, and the permanent appointment of Dr Paul van Dam as Faculty Manager, will add consistency to the implementation of the strategic objectives and initiatives that I have already mentioned.

I have emphasised it more than once that we as staff members and students are the most important resource of this faculty. Together we can take the faculty to the next level of distinction. Taken into account the sum of our strengths, excellent facilities, intellectual resources and unique opportunities, we can go a long way to ensure that we are globally competitive, regionally pre-eminent, sustainable and locally relevant. Let us look forward to 2008 with buoyancy, faith and pragmatism.

A word of appreciation to every faculty member for his or her contribution during 2007 to make this faculty a winner. My wife, Lina, and I wish you a memorable festive season and a wonderful 2008.

Prof Gerry Swan
Dean



Finally a dewormer that will
have them **begging** for more



**ULTRA
DOG.**

Affordable World-Class Nutrition

Order from your wholesaler now! To obtain additional **FREE** samples,
contact your SVD Consultant.

e-mail: thea@nola.co.za or call: 011 411 5549 to find out more!

The classes of 1934 and 1935

by RD Bigalke, Chairperson: Veterinary History Committee of the South African Veterinary Association

The Class of 1934

The Class of 1934 consisted of six students and boasts having the first South African graduate to go straight into private practice after qualifying, Jack Boswell.



Ninian Barrie

Ninian Barrie was born in George on 7 October 1910. He was the son of George Barrie, a businessman who hailed from Scotland, and Viola Henriëtte

Barrie (né Swemmer). His early schooling took place in George and he matriculated in Lindley. He qualified as a veterinarian in 1935, apparently after having completed a supplementary examination. Ninian married Emily Wessels in October 1935 and the couple had four children. After qualifying, he joined the Division of Veterinary (Field) Services and was initially posted to Middelburg (Cape) as a government veterinary officer. He was also stationed at Standerton and from there transferred to Barberton where he stayed for eight years. He was then moved to Ermelo, succeeding Rossiter as officer in charge of the Nooitgedacht Experimental Farm, with the rank of senior state veterinarian, and stayed for 12 years. In 1952, whilst at Nooitgedacht, the breeding programme of the Nooitgedacht Pony was initiated under his care. Ninian was involved in the 1957 to 1960 campaigns against foot-and-mouth disease in various districts adjacent to the Kruger National Park. Although then stationed at Heidelberg, He was placed in charge of the 1958 foot-and-mouth disease campaign at Bushbuckridge, according to the newly qualified Johan van Niekerk, who also participated in the campaign. In 1960 Barrie went to Bloemfontein where he lectured in Animal Husbandry at the University of the Orange Free State. He retired to his farm near Lindley in 1970 where he bred stud Jersey cattle and was consulted by local farmers on veterinary problems

from time to time. Ninian was a good sportsman and played for the Tukkies first rugby team in 1930. He also played bowls until the age of 87 and was a valued member of the North Eastern Free State team. He died in Lindley on 11 March 2002 at the ripe old age of 91.



Jack Boswell

Jack Boswell was born on 11 September 1912 in Pietermaritzburg. He was the eldest son of JH Boswell who, with his three

brothers, emigrated from England in 1911 and established the well-known Boswell's circus. He matriculated in 1929 at the King Edward VII High School in Johannesburg. At Onderstepoort he failed Pathology in the final year and therefore qualified as veterinarian early in 1935. On the advice of his father, who gave him £50, he immediately left for England 'to get experience before he started to practise in Johannesburg'. With a letter of reference from Prof J Quinlan, the professor of Surgery at Onderstepoort, to Sir Frederick Hobday, Principal of the Royal Veterinary College in London, Jack got a job with Trevor Spencer, a veterinarian in North Hampton with a farm animal practice, at two guineas a week. He gained 'wonderful experience' and finally went to the Royal Veterinary College for three months to read for the MRCVS while working with Sir Frederick Hobday and JG Wright. Back in South Africa in January 1936, Jack's first practice was in Saxonwold in Johannesburg, where his classmate Arthur Thiel joined him in 1937 and soon became a partner in the growing concern. They then set up the well-known practice in Oxford Road. Thus Jack became the first Onderstepoort graduate to spend his entire career in private practice without ever entering the government service. He was later joined by the well-known Campbell Dickson, an Edinburgh graduate, who specialised in small animals, now known as companion animals. In

1940, when the Oxford Road Surgery grew out of its boots, Jack and his partners (now also including Major Brown as Thiel had volunteered for duty in World War II) built the Sandown Veterinary Hospital to house their increasing number of patients. In December 1953, Jack's partners were Major Brown and Eric Hempstead. The practice then comprised 12 veterinarians. There was an equine specialist (Hempstead), several vets who did mainly cattle work (Al included), two small animal surgeons (Brown and Margaret Hearn) and several small animal practitioners. The latest vet (the houseman) to join the practice almost invariably had to run the after-hours emergency facility at the hospital, which also served the four – eventually there were up to nine – branch surgeries, for a period of six months to a year. It has recently been estimated that 'about 80 vets worked in Sandown over the years', including those in the Sandown Veterinary Clinic, which replaced the Sandown Veterinary Hospital in 1971. Jack served on the Federal Council of the South African Veterinary Association (SAVA) for 12 years. The prestigious Boswell Award, which is awarded for eminent service to the SAVA, was named after him because it was his brainchild and he supplied the initial funds for the verdite-mounted ivory elephant and rhinoceros statuettes of which the first recipients in 1977 were Ossie Osrin and Louw van den Heever. Jack, rightfully hailed as the father of private veterinary practice in South Africa, was awarded the Gold Medal of the SAVA in 1974, the only veterinary practitioner to have achieved this distinction. Jack married Joan Hardy Philip and the couple had five children (three daughters and two sons). Jack retired from the practice in 1981 to a farm near Alexandria in the Eastern Cape to run their Timbadola Stud, which Eric Hempstead had helped him to establish. Jack was a dedicated Rotarian for many years, serving in senior positions such as District Governor, and did a lot of travelling even before he retired. He and Jane loved going abroad and they continued with this favourite pastime after his retirement. Jack later sold the farm and finally moved to a retirement home in Nelspruit where he died on 20 March 2000 at the age of 87.



Arthur Thiel

Arthur Rolf Thiel was born on 22 October 1910 in Rosebank, Cape Town and matriculated in 1928 at Diocesan College, also known as Bishops. After inter-

views with Dr PJ du Toit, the Director of Onderstepoort, and General JCG Kemp, the Minister of Agriculture, he was awarded a bursary to study veterinary science at Onderstepoort where he qualified in 1934. Like most newly graduated veterinarians who joined the Division of Veterinary (Field) Services in those days, Arthur started his career at Allerton Laboratory, where thousands of slides had to be examined for East Coast fever. He was then successively transferred to Port Elizabeth, Cape Town and Port Shepstone, where he met his future wife, Cynthia Stott, and got engaged. After visiting Jack Boswell in Johannesburg on invitation in 1937, and seeing how busy the practice was, he decided to join him and soon became a partner. Arthur and Cynthia married in the same year and the couple had four children (two daughters and two sons). Dr Thiel served as major in the South African Veterinary Corps in World War II from 1940 to 1945. Amongst other military duties, he was involved in shipping mules to India. He retained the full financial benefits of his partnership, paying his army salary into the practice in lieu of his absence. Soon after he returned, he and Jack decided to set up another practice in Durban. Their plans did not materialise, however, and they finally decided to part company. Arthur became a partner of Major Bogue in Durban, soon taking over the practice when the latter retired. He spent the rest of his career in practice in Durban, having several partners such as Angus (Gus) Cross and Mike Dommissie. Arthur retired in 1975 and acquired a farm in the Botha's Hill area where he raised Dorper sheep and sold fat lambs. Arthur is dedicated to his profession and keeps himself informed on its activities. He remembers his Onderstepoort classmates and later colleagues with empathy and enthusiasm. Contact with veterinarians remains a high priority. He takes great pleasure and pride in his family who give him much support. Arthur now lives happily in Doonside and particularly enjoys his regular strolls along the beach. At 97 he holds the distinction of being the oldest Onderstepoort graduate.



George van der Wath

Jan George van der Wath was born on 25 August 1907 at Ladybrand in the Orange Free State and he matriculated at the Ficksburg

High School, also in the Free State. He qualified at the Onderstepoort Faculty in 1934 and joined the Division of Veterinary (Field) Services in 1935, where he was posted at the Allerton Laboratory in Pietermaritzburg, Natal. In 1936 he was transferred to the Physiology Department at Onderstepoort. He was awarded a DVSc degree in 1942 for a thesis entitled *Studies on the alimentary tract of the Merino sheep with special reference to the role of the micro-fauna and -flora*. Shortly thereafter he resigned his post at Onderstepoort and went farming on the farm Welgelegen in the Ermelo district. Apart from farming with Merino sheep, he also bred the well-known Steenkamp line of Boerperde from 1948, after having married into the Steenkamp family. He married Magaretha Elizabeth Steenkamp in 1939. He was a very successful farmer and eventually also owned the Tati Ranch in Botswana. Remnants of what are probably the earliest gold mines in southern Africa are to be found on this land. George, however, never lost his interest in academic life and research. He was selected to serve on the Council of the University of Pretoria. As a sheep farmer, he became intimately involved in organised agriculture, particularly the wool industry. He was appointed Chairman of the South African Wool Board in 1960. He also served as Chairman of the International Wool Secretariat for a year. He was appointed Chairman of the South African Wool Textile Research Institute in 1962 and in 1965 became Chairman of the Wool Commission. He was awarded an honorary doctorate by the University of Port Elizabeth in recognition of his immense contribution to the promotion of all aspects of the wool industry. He died unexpectedly shortly afterwards. He was very severely injured in a tragic Boeing aircraft disaster at the Windhoek airport. He had been on his way to England, while on an official visit. He died from his injuries about a month later on 15 May 1968 at the age of almost 61.



JJ van der Westhuizen

Jacobus Johannes (JJ) van der Westhuizen was born on 29 August 1906 on the farm Houtkonstant near Porterville in the Cape and matricula-

ted at Paarl Boys High School in either 1923 or 1924. He first studied at Stellenbosch University before proceeding to Onderstepoort where he qualified as a veterinarian in 1935, apparently also having had to complete a sub-examination. He joined the Division of Veterinary (Field) Services and saw service as state veterinarian at Calvinia, where he married Maria Johanna (Miems) Anthonissen and where his two children were born. JJ was then transferred to the Nootgedacht experimental farm at Ermelo. From there he was posted to the government experimental station on the farm Armoedsvlakte near Vryburg that was managed by the Onderstepoort Research Institute, 'Baas' (JHR) Bisschop being in charge at the time. JJ resigned from the state service in 1945 or 1946 to set up a private practice in Durbanville, where he died from a heart attack on 4 September 1950 at the age of only 45 years. His son Raoul followed in his father's footsteps and qualified as a veterinarian in 1965.



Bill Wheeler

William James (Bill) Wheeler was born on 13 June 1909 in Middelburg, Transvaal (now Mpumalanga) and qualified at Onderstepoort in December 1934. He

then joined the Division of Veterinary (Field) Services as state veterinarian and was stationed in Umtata (1935), Louis Trichardt (1936) and Piet Retief (1940). He is wearing a military uniform in the class photograph, but there is no evidence that he saw service in World War II. It is, however, possible that he was a member of the South African Veterinary Corps before the commencement of World War II. He resigned from the government service and joined the Municipality of Pretoria in 1949, becoming Director of the Municipal abattoir in 1953. Bill continued in this capacity until he retired in 1974. He died in Somerset West on 12 May 1987 at the age of almost 78.



The Class of 1935

The class photograph was obviously taken at the end of the final year, because there are no graduation regalia. The Dean, Dr (Prof) PJ du Toit and Dr (Prof) G van de Wall de Kock (apparently the Acting Dean), were in attendance.

Nevill Boardman

Nevill Hayes Boardman was born in Pretoria on 9 November 1910 and qualified at Onderstepoort in 1935. He worked for the South African Division of Veterinary (Field) Services as state veterinarian from 1936 to 1939 and then resigned to join the Bechuanaland Protectorate Veterinary Department as veterinary officer. Except for serving briefly in Swaziland in 1954, he was in the Bechuanaland Protectorate (now Botswana) until 1965 where he was stationed at places like Palapye, Lobatse and Ramatlabama. He was promoted to senior veterinary officer in

1950 and to Director of Veterinary Services, Swaziland, in 1954. However, due to poor health he had to return to Bechuanaland after a few months 'on demotion to veterinary officer'. After his return, Nevill withdrew from field duties and was responsible for the training of lay African inspectors at the Veterinary Training School at Ramatlabama, 'a task at which he excelled'. When he retired in 1965, on Bechuanaland obtaining internal self-government, he was principal of the Veterinary Training School. He then rejoined Veterinary (Field) Services in South Africa to be stationed at the old Johannesburg Municipal Abattoir. He died in Johannesburg on 5 May 1972 at the age of 61.

Christoffel Erasmus

The only information that could be traced on the life history of Christoffel Johannes is that he obtained a BVSc-degree in 1935. For unknown reasons he did not register as a veterinarian before 23 May 1938 and his registration expired on

1 January 1983, presumably because of his death during the previous year. Further information on Dr Erasmus would be much appreciated.

Joset Fourie

Joset Markus Fourie was born on 20 February 1908 in Philipstown. He first studied agriculture at Stellenbosch University, where he obtained a BSc(Agric) degree (*cum laude*) in 1930, before proceeding to Onderstepoort. He must have picked up a supplementary examination in his final year because he qualified in 1936. Dr Fourie initially served as state veterinarian at Pietermaritzburg (probably at the Allerton Laboratory, where most newly qualified vets who joined the government service seemed to land), Hoopstad and Vryburg. He resigned in 1947 to set up a private practice in Malmesbury. He was still actively practising when he died from a heart attack in December 1976 at the age of almost 68. His youngest son qualified as a veterinarian in 1977 and two daughters married vets, while a third was married to



Front row (from left): Dr Gilles de Kock, Marthinus Lambrechts, Dr PJ du Toit, Joset Fourie and Christoffel Erasmus.
Back row (from left): Nevill Boardman, Ashton Tarr, George van der Merwe, Johann Viljoen and Willem van Aswegen.

D Scholtz, a final-year student at Onderstepoort, who died in an air crash in 1978.

Marthinus Lambrechts

Marthinus Christoffel (Lampie) Lambrechts was born on 12 March 1912 on the farm Oersonskraal, Makwassie in the western Transvaal (now in North West Province) and matriculated at the Schweizer Reinecke High School. He qualified at Onderstepoort in 1936, after completing a supplementary examination in Surgery, and joined the Division of Veterinary (Field) Services. He started his career as state veterinarian at the Allerton Laboratory, was transferred to Umtata in the same year and in 1944 to Vryheid, where he had to handle the extremely difficult latter stages of the slaughter-out policy of the East Coast fever control campaign, which he did very successfully. Lambrechts was closely involved with experiments that proved that wild ruminants were carriers of foot-and-mouth disease. This resulted in a policy of extensive game fencing of the Kruger National Park and the creation of a barrier zone of stock farms around them ("red line") which were subject to regular inspection and permits for movement of livestock. In 1953 he was transferred to Pretoria, where he was placed in charge of the control programme of and field research on bovine tuberculosis, being tasked to develop an eradication scheme. He also conducted research on the acid-fast bacteria in skin lesions causing false positive reactions to the tuberculin test in cattle and succeeded in culturing the organisms for the first time in this country. In 1959 Lampie became Assistant Director of Veterinary Field Services in the Northern Cape and shortly thereafter, in 1960, he was promoted to Deputy Director of Veterinary Field Services, thus being placed in charge of that wing of veterinary services in South Africa. He was responsible for the successful upgrading of this post to that of Director of Veterinary Services in 1962 so that Field Services was again on par with the international conventions. As Director he was also responsible for the establishment of regional diagnostic laboratories on a national scale that were run by the Directorate of Veterinary Services. Lampie served as member of the Federal Council of the South African Veterinary Association (SAVA) and on the Veterinary Council (a statutory body) for several years and was awarded the Gold Medal of the SAVA for his outstanding contribution to the development of state veterinary medicine as a science in 1980.

He was also awarded a Medal for Dedicated Service to Africa by the Royal African Society in 1969. Lampie married Joan Booker in 1939 and the couple had three children, Dorothy, Hugo and Martin. Hugo followed in his father's footsteps, qualifying as a veterinarian in 1974. Lambrechts retired in 1972 at the age of 60 and went farming near Makwassie. He died in Bloemfontein on 10 September 1992 at the age of 80, following a stroke.

Ashton Tarr

Ashton Forrester Tarr was born in Senekal on 1 July 1911. He was educated at Dale College, King Williamstown and graduated at Onderstepoort in 1935. He joined the Division of Veterinary (Field) Services in 1936 as government veterinary officer (state veterinarian), spent one year at the Allerton Laboratory and was then stationed at Umtata, Port Shepstone and Ixopo (1939). He went out of his way to be of assistance on farms whose owners were serving in the forces during World War II. In 1944 Tarr resigned from the government service and went into private practice in Johannesburg with Jack Boswell. From there he moved to Pietermaritzburg, where he spent the rest of his career. He was actively involved in matters of the South African Veterinary Medical Association (now South African Veterinary Association), serving as its President for three years from 1966 to 1969. Ashton also held many non-veterinary offices, such as Mayor of Pietermaritzburg from 1977 to 1979, member of the Natal University Council, member of the Natal Museum Council, Life Member and Steward of the Pietermaritzburg Turf Club and Trustee of the National Botanic Society. He died in Pietermaritzburg on 11 September 1981, after a protracted illness, at the age of 70.

Willem van Aswegen

Willem Gerhardus van Aswegen was born in 1909 in Germiston. He first completed a BSc degree at the University of Pretoria before enrolling for the BVSc degree at the Onderstepoort Faculty, qualifying in 1936 after a supplementary examination. He then joined the Division of Veterinary (Field) Services and saw service as government veterinary officer at Umtata, Nootgedacht and Ermelo. Van Aswegen resigned from state service in 1941 to join the Municipality of Pretoria as veterinary officer, but died on 27 February 1952 at the age of only 42.

George van der Merwe

George Frederik (Okkie) van der Merwe was born on 14 April 1909 in South West Africa (now Namibia). While at the Agricultural School at Gamman near Windhoek he was awarded a bursary by the administration of South West Africa to study veterinary science and he qualified at Onderstepoort in 1935. He married Aletta Pyper on 1 January 1937 and the couple had a son and a daughter. After being appointed as a government veterinary officer on 6 January 1936, Okkie was placed in Windhoek. He subsequently also served in Gobabis, where he was involved in the bovine pleuropneumonia campaign in the Kaokoveld, and Walvis Bay, where he was responsible for the inspection of meat to be exported. Okkie's health was never robust and he asked to be transferred to the Union of South Africa to be posted to Grahamstown in 1956 where he conducted useful practical research on the immunisation of small stock against heartwater. He was promoted to Sub-director of Veterinary (Field) Services of the Northern Cape Region, headquarters Vryburg, in 1959. Some 19 months later he was transferred to Pretoria, where he was responsible for the co-ordination of a number of functions such as animal health schemes, diagnostic services, artificial insemination and pig and poultry diseases. He was appointed a Deputy Director of Veterinary Services in 1967, but died in office shortly thereafter on 16 January 1968, aged 58.

Johann Viljoen

Johann Heinrich Buxmann (Ike) Viljoen has the rare distinction of having been born on 7 December 1911 in the dining saloon of a train while his mother was travelling between Brakpoort and Wellington in the Cape. On obtaining his degree in 1935, he immediately joined the Division of Veterinary (Field) Services on 2 January 1936, and served as government veterinary officer in the following places: Dundee (1936), Ladysmith (1937 – 1940), Vryheid (1940 – 1944), Ixopo (1944–1947), Durban (1947–1948), Johannesburg and Cape Town (1948), Estcourt (1950 – 1953) and Vryburg (1953 – 1956). Ike subsequently served as Assistant Director of Veterinary Services for South West Africa from 1956 to 1968. On 1 August 1968 he was appointed Deputy Director of Veterinary Services and transferred to the head office in Pretoria. He retired on 31 December 1975, but was retained for another year to rewrite the Meat Hygiene Regulations of the relevant act. Dr Viljoen died in Pretoria in 1981 at the age of 70.



Capitalising on research through entrepreneurship



Prof Johan Schoeman completed a course at the Centre for Entrepreneurial Learning at the Judge Business School of Cambridge.

As part of the transferable skills component of his PhD, Prof Johan Schoeman completed a course at the Centre for Entrepreneurial Learning at the Judge Business School of the University of Cambridge from October 2006 to March 2007.

To the credit of the Faculty of Veterinary Science, not only did he obtain the Certificate in Enterprise, but he was awarded the "Best of Class" prize as overall top achiever out of 40 entrants from around the globe. The course is a recognised qualification from the University of Cambridge and entailed evening lecture attendance and the compilation of a portfolio of coursework. The course highlighted the commercial viability of academic research and the value of intellectual property.

Prof Schoeman did his coursework on establishing an endocrine predictive index for canine critical illness and marketing this to commercial veterinary laboratories – striving to provide prognostication in canine critical illness and leading to efficient veterinary care. Every veterinarian in small animal practice in the world is a potential customer.

Participants learned more about the commercialisation of science and technology from world-renowned entrepreneurs such as Lord Karan Bilimoria, founder of Cobra Beer. Dr John Pritchard, Chief Technical Officer of Smart Holograms, and academics such as Prof Chris Lowe, Director of the Institute of

Biotechnology, University of Cambridge, who have turned good research into extremely successful businesses. They are the inventors and exploiters of smart holograms, technology which is applied in the verification of passports, credit cards and in many more spheres of optical sensor technology, brand protection and healthcare. This is a perfect example of academics and the fostering institutions directly benefiting from good research on a commercial level. Panel discussions were held to explore entrepreneurial motivation among scientists and why those involved in research should seek to embark on a parallel entrepreneurial career. The conclusion was that academic and entrepreneurial roles can be combined.

Prof Schoeman says the idea of being able to devise new games from given means is what appealed to him. "Academia can provide an ideal soft start and afford credibility to the entrepreneur in his/her chosen field of expertise. You are at the cutting edge of your field and should use the advantage afforded by such an opportunity to convert it into a successful business or viable social enterprise for your institution," he says. The message he took home was to spread the spirit of enterprise at research institutions... all of which are sitting on gold mines.

www.cfel.jbs.cam.ac.uk
www.smartholograms.com
www.cobrabeer.com

World-class academic research is not only core business at universities, but creates a wealth of opportunities waiting to be explored. It is said that entrepreneurship is the process of discovering, evaluating and exploiting opportunities, which go on to re-identify themselves in the form of new business ventures or social enterprises. What is stopping us then from turning opportunities created through research at the University of Pretoria into viable businesses or social enterprises?

Saudi celebrations get an OP colour

Prof Gerry Swan and Prof Christo Botha were invited to celebrate the National Day of the Kingdom of Saudi Arabia on 10 September at the Sheraton Hotel by Dr Saeed Al Shahrani, a prospective student in Veterinary Industrial Pharmacology. Dr Shahrani will be supervised by Dr Vinnie Naidoo.





G 3686 Act 36/1947

Composition: Praziquantel 5,0 mg/g,
Pyrantel Pamoate 15,0 mg/g.

Directions for use: Remove the required amount of dry gravy powder per the package insert, and mix with a small quantity of lukewarm water to produce a palatable gravy.

May be administered to all dogs including old dogs, young puppies and pregnant bitches, up to 10 days before parturition.

It is new, it is innovative,
it is effective!



Order from your wholesaler now! To obtain additional FREE samples,
contact your SVD Consultant.

e-mail: thea@nola.co.za or call: 011 411 5549 to find out more!



NEWS from The Republic of Onderstepoort

Dean to the rescue in storm

The Republic of Onderstepoort did not escape the consequences of the recent stormy weather. On 8 October, heavy rain and strong winds hit at about 16:30. One of the thorn trees behind the Sir Arnold Theiler building tumbled down on top of a nearly new Opel Corsa bakkie. A major problem, as almost everyone had heeded the storm warnings and had left, leaving the owner stranded. Fortunately, the Dean, Prof Gerry Swan, rescued the distressed owner. Between flashes of lightning and thunder, he tied one end of a towing rope from his Jeep Cherokee to an upper branch of the fallen tree and the other to his vehicle. In a single movement, he lifted the tree from the minimally damaged Corsa. The President of the Republic of Onderstepoort commented: "We are privileged to have a working Dean, as opposed to the 'office' variety". He must be pleased that he finally found an excuse to use some of the equipment carried in his Jeep.



Teeing for a good cause

By Maireschka Smith, BSc III



Cheri found that ball in a hole.

A golf day especially for the fairer sex, arranged by the FRC (Fun Raising Club) at the Pebble Rock Golf Club on 4 August, managed to raise a whopping R10 000 for the benefit of the Student Street Cases Fund of the OVAH.

The infamous first tee-off proved highly entertaining. Golf balls headed in all directions. As the day progressed, the players' natural talent was revealed as many put down some respectable scores.

A cocktail lunch and a small awards ceremony were held to acknowledge the deserving players. Ms Sandra Prinsloo, Sr Tracy Llyod, Ms Tarien Herbst and Dr Elmien Kotzé all won prizes in the lucky draw. The prize for the longest drive went to Megan Hambidge. Koba Grobler and Maireschka Smith were the two players closest to the hole.

The 3rd best fourball team comprised Ms Lauren Brewis, Ms Ciara Clark, Ms Cindi Leitch and Ms Jeanne Picard. The 2nd best fourball team was made up of Mrs Heleen Els, Ms Tarien Herbst, Mrs Alet Janse van Rensburg and Ms Reinette van Reenen. The prize for the best fourball team went to Ms Tanaele Boy, Dr Elmien Kotzé, Sr Tracy Lloyd and Cheri-Lee Wilson. The individual best players were all close calls: Ms Tarien Herbst was placed third, Ms Tanaele Boy came second and the best player was Ms Jean-Lynn van Heerden.

Last, but not least, and yet another established tradition of OP, is the "manly prize." This year,

the award was convincingly won by Marizaan Grobler.



Dr Thireszni Chetty was voted the most "golfly challenged" player of the day. She showed everyone how she uses a golf club like Mary Poppins uses an umbrella.

OP sport teams scoop dubious award

The unprecedented and lamentable lapse in performance on the sport field, with not one Onderstepoort sport team victorious in the individual leagues this year, prompted the Senate and People of the Republic of Onderstepoort to confer on the student body en masse its lowest award: The most Dishonourable Order of the Royal Raspberry, 3rd Class (cum disgustum). From here, they can only go up.



Summer school on risk a worthwhile experience



Students and lecturers who attended the Risk Assessment Summer School (RASS XII) in Germany.

As risk assessment is the ultimate purpose to which toxicological testing and evaluation is directed, providing the information for decision-making by industry and governments, the International Union of Toxicology (IUTOX) hosts advanced training courses for postgraduate and postdoctoral toxicologists through Risk Assessment Summer Schools (RASS).

The 12th RASS was held in southern Germany from 8 to 16 September 2007 and was attended by 22 students from 19 different countries and a faculty of eight senior toxicologists from the USA, Netherlands, Sweden and Slovenia. Lyndy McGaw from the Phytomedicine Programme (Department of Paraclinical Sciences) received an IUTOX travel grant to attend RASS XII. As her research interests include an investigation of

cytotoxic and mutagenic effects of South African medicinal plants, the course was particularly interesting with regard to future planning of research and development of new techniques.

The objectives of the course are to provide unique opportunities for young researchers interested in toxicology to broaden their knowledge and experience in the field of chemical risk assessment, and to better understand the data evaluation process. Lectures were given on topics such as general principles of toxicology and risk analysis, exposure assessment, immunotoxicology, reproductive toxicology, mutagenicity and carcinogenicity. Much time was devoted to formal as well as informal discussions in breakaway groups. Study cases prepared in advance were discussed in groups and presented in plenary sessions, forming the basis for practical application of the lecture material.

The course was an unforgettable educational experience, and many valuable contacts for the future were made. For more information, visit www.iutox.org.

OPOPs celebrate another successful year

by Linda Prinsloo, Dean's Office

Gone are the days when a secretary was the lady with her glasses at the tip of her nose, hair tied up in a bun, typing from a dictaphone and answering the telephone. Nowadays, secretaries are the backbone of any company or institution.

At Onderstepoort it is no different. A few years ago, the University of Pretoria evaluated all secretarial posts individually. Although job descriptions and post names were changed, the sisterhood in the faculty remained the same. Some have worked together for many years and have shared lots of hardships and laughter. The Onderstepoort Office Professionals (OPOPs) was formed with the aim to support the various departments and sections to do the faculty proud.

At the end of each year, they host their own year-end function. Last year, the function was sponsored



The Onderstepoort Office Professionals

for the first time by Mr Chris van Blerk, Head of Marketing in the faculty. This year will be no exception and it promises to be a fun-filled event.

Sadly, two secretaries, Hester van der Schyff and Unita du Plessis, will leave Onderstepoort at the end of November. Unita is retiring and will move

to Henties Bay with her husband, Nick, while Hester will be joining her husband in his broker consultancy business. They will be missed. The OPOPs would like to use this opportunity to wish all a blessed festive season and a really prosperous, joyous 2008!



Veterinary training in Italy

by Erica van Zyl

Academia offers so much more than just expanding your knowledge in a specific field of study. It is also not just about doing research. In my first year as a lecturer and researcher at Onderstepoort, I had the opportunity to travel to Perugia, a small town in Italy, as part of the National Research Foundation's South Africa-Italy research agreement.

The veterinary faculty has an awesome view of the countryside. The Perugian faculty, home to one of the oldest veterinary faculties in Italy and one of about 17 separate veterinary faculties in the country, is well known for its Equine Medicine Department, and does a lot of the Umbria province's colic surgery.


The hospital resembles a large private practice hospital, rather than an academic hospital like Onderstepoort. Students are lucky to have a favourable patient load at the Onderstepoort Veterinary Academic Hospital. At the Perugia faculty, there are on average four students to one patient.

Networking and research collaboration are important elements for any researcher and academic. I spent most of my time in the Department of Microbiology and Food Hygiene. At the University I met Prof Beniomino Cenci-Goga, a professor in the Department of Microbiology and Food Hygiene. Jessica Cestra, a final-year veterinary student, showed me around the campus.

The food hygiene laboratory was very modern and impressive. The final-year students spend most of their Veterinary Public Health rotation in the laboratory (mainly meat hygiene and a little milk hygiene). In the final year, students have the option to do Food Hygiene as a core elective. Many do and continue with a postgraduate degree in the field of Food Safety.

I gave a short lecture on veterinary public health in South Africa. Some students were interested in our veterinary community extension. I returned to South Africa loving my faculty and my country even more than when I departed. Everyone at Onderstepoort involved with veterinary training

can be proud of what is being achieved – we are keeping abreast of international trends and standards.



Jessica Cestra (right) became a great friend to Erica van Zyl during her research visit to the veterinary faculty in Perugia.

Just in case • Emergency numbers

• Security Services (main campus)	6911	420-2310
• Flying Squad 6022	10111	
• Police Pretoria North	6022	10111
• Ambulance: - Rosslyn	6003	541-3421/6
- Pretoria	6002	326-0111
• Fire Brigade (Wonderboom)	6024	543-0335
• Tygerberg Poison Centre	6179	(021) 931-6129
• Emergency Medical Help: OP		
- Sr Amanda Hamman (VAH)	8064	083 269 8874
- Sr Riani de Kock (VAH)	8149	082 802 3329
- Ms Anne-Marie Human (VAH)	8216	082 540 4833
- Prof Frik Stegman (VAH)	8279	8148 (operating theatre)
- Mr Chris Neetling (Feed Store)	8004	8004 (roving phone)
- Prof Ken Pettey (Ethology/Physiology)	8449	082 882 7356
- Mrs Daléne Meyer (Anatomy/Physiology)	8212	082 374 1583
- Psychologist at OP (Wednesday), Voula Samouris	8243	083 754 5427
- Psychologist - main campus, Rina Buys	6127/6151	082 908 3688
• 24-hour university crisis line		0800 00 64 28
• Head of OP Residence:		
- Dr Jan Myburgh	8350	082 392 2534
- Mrs Susan Myburgh		083 235 6778

In the case of an emergency, just dial the four-digit number given above.