


① #3

MACFARLANE'S CASTINGS.

Patentees by His Majesty's Royal Letters Patent.



Contractors by Special Appointment to His Majesty's War Department.



WALTER MACFARLANE & CO.,
SARACEN FOUNDRY,
POSSILPARK, GLASGOW.

AGENTS,
C. Freeman & Co.,
STRAND STREET—Corner of ROSE STREET,
CAPE TOWN. [P. O. Box No. 1238.]

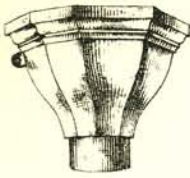


ARCADE ERECTED BY US AT JOHANNESBURG


WALTER MACFARLANE & CO.,

No. 1. PIPE AND CONNECTIONS.

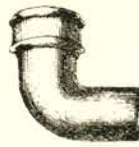
No. 1 Head.
Flat and Angled.



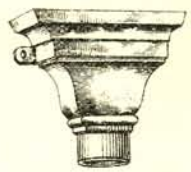
Shoe.



Elbow.



No. 16 Head.
Flat and Angled.



Wrought iron strap ear.



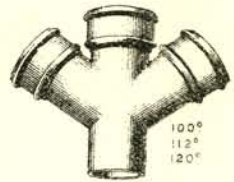
Obtuse Elbow



Branch Pipe, with Faucet
on Branch.



Double Branch Pipe
with Faucets on
Branches.



Offset.



T piece with 1 Faucet.



T piece with 2 Faucets.



Union Socket.



Stock Sizes.

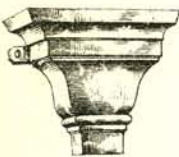
2 1/4"
3"
4 1/2"
6"
9"
12"
15"
18"
24"

DIAMETERS—2", 2 1/2", 3", 3 1/2", 4", 4 1/2", 5", 6", 7", and 8", centre to centre of metal.
Stock Sizes—2", 2 1/2", 3", 4", and 5".

No. 2. PIPE AND CONNECTIONS.

No. 2
SQUARE

No. 16 HEAD



FRONT ELBOW



SIDE ELBOW



SHOE



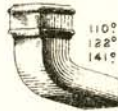
CORNER SHOE



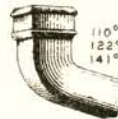
WROG IRON STRAP EAR



FRONT OBTUSE ELBOW



SIDE OBTUSE ELBOW



BRANCH PIPE



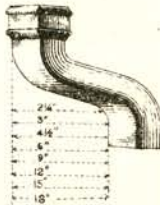
SIZES OF
BRANCH PIPE.

3"	2"
3 1/2"	2 1/2"
4"	3"

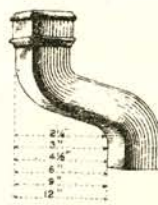
UNION SOCKET



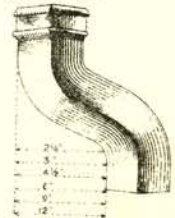
FRONT OFFSET



SIDE OFFSET



CORNER OFFSET



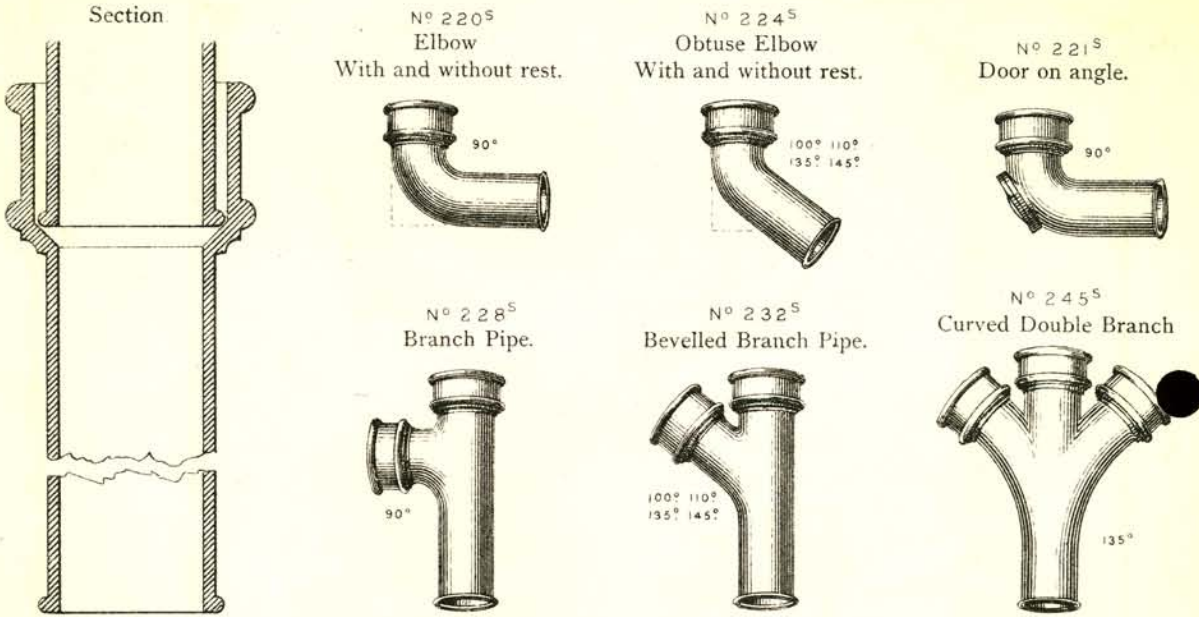
No. 2 SQUARE PIPES — 2 1/2" x 2", 2 1/2" x 2 1/2", 3" x 2", 3" x 2 1/2", 3" x 3", 3 1/2" x 2 1/2", 3 1/2" x 3", 3 1/2" x 3 1/2", 4" x 2", 4" x 2 1/2", 4" x 3", 4" x 4", 4 1/2" x 3", 4 1/2" x 3 1/2", 4 1/2" x 4 1/2", 5" x 3", 5" x 3 1/2", 5" x 4", 5" x 5", 6" x 3", 6" x 4", 6" x 6", 8" x 6", and 9" x 6".

Stock Sizes—3" x 2", 3 1/2" x 2 1/2", 4" x 3", 4 1/2" x 3", and 5" x 3 1/2".

The above are selections from MACFARLANE'S CATALOGUE OF CASTINGS.

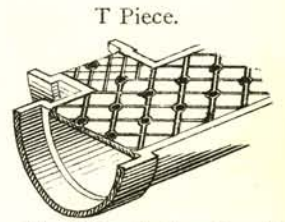
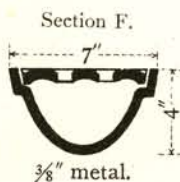
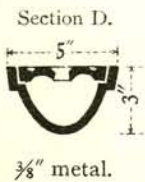
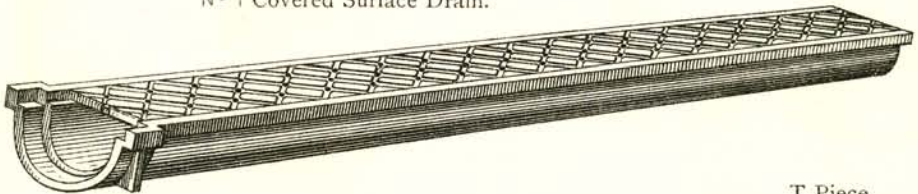
No. 32. RAIN WATER AND SOIL PIPE AND CONNECTIONS.

This Pipe is specially designed to meet the requirements of CITY DRAINAGE, and can be supplied coated with Dr. Angus Smith's solution, or treated with MACFARLANE'S IMPROVED GLASS-ENAMEL, which renders the interiors smooth as glass, prevents rust, and commends itself particularly for SOIL PIPES.




Stock Sizes 2" and 4" inside diameter x 3/16 metal.

N^o 1 Covered Surface Drain.




7" x 5" joins Sections F and D.
7" x 7" joins Two Sections F.

N^o 44 Pavement Gutter.



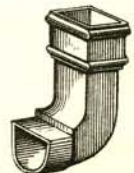
Section of No. 44 Pavement Gutter.



Pavement Shoe.



Pavement Shoe.



For No. 44 Pavement Gutter, 2 1/2", 3", and 4".
For No. 1 Covered Surface Drain, Section F—3".

For No. 44 Pavement Gutter and No. 1 Covered Surface Drain, Section F.
3" x 2" and 3 1/2" x 2 1/2".

No. 33 DRAIN PIPES AND CONNECTIONS.

These Pipes have been specially designed for connecting House Soil Pipes with Main Drains, and can be supplied tested to stand a heavy head pressure.

View.

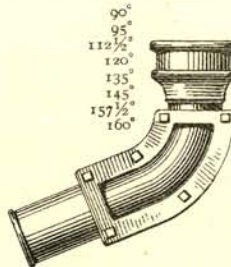
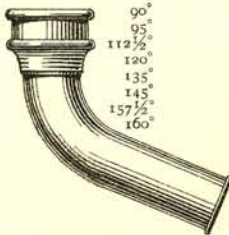
Section.



ELBOWS—PLAIN AND WITH DOOR.

No. 1^D to No. 5^D.

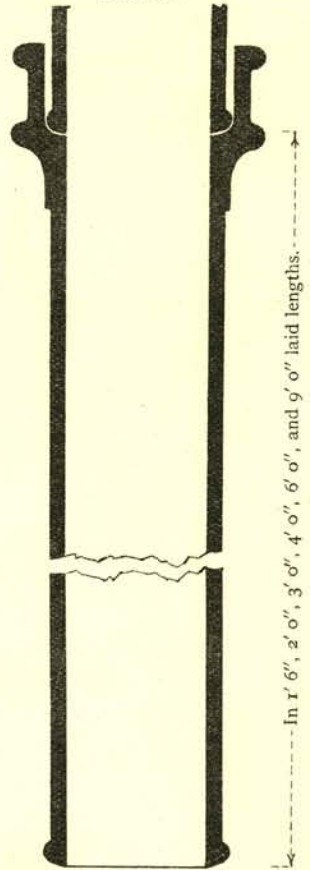
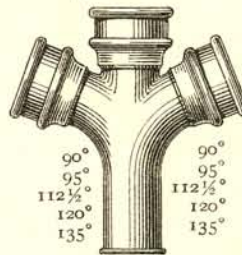
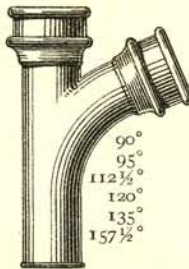
No. 6^D to No. 15^D.
R. or L. H.



SINGLE AND DOUBLE BRANCH PIPES.

No. 21^D to No. 60^D.

No. 257^D to No. 261^D.



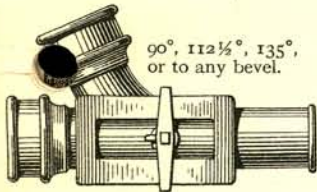
In 1' 6", 2' 0", 3' 0", 4' 0", 6' 0", and 9' 0" laid lengths.

INSPECTION BRANCH PIPES—WITH BOLT OR BRIDLE FIXINGS.

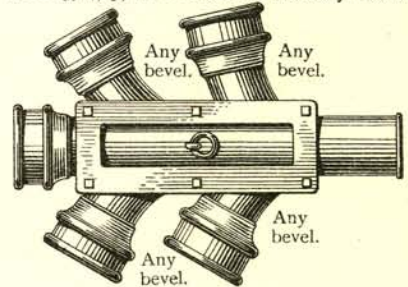
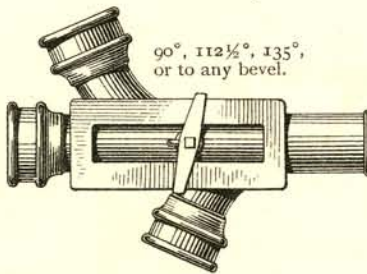
No. 82^D to No. 87^D.

No. 88^D to No. 90^D.

No. 242^D and No. 243^D.
With 3, 4, 5, or 6 Branches to any bevel.



R. or L. H.

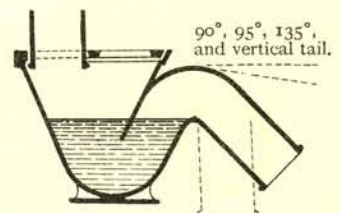
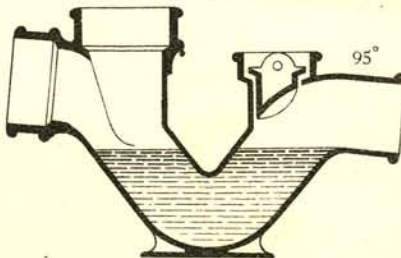
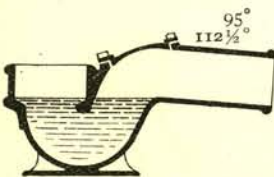


CYCLOIDAL, INTERCEPTING AND GULLY SYPHON TRAPS.

No. 486^D.

No. 121^D and No. 123^D.

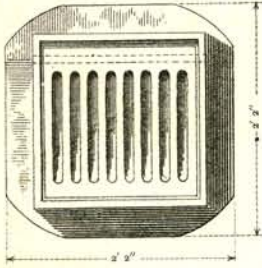
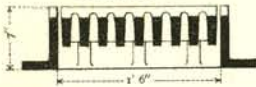
No. 167^D and No. 168^D.




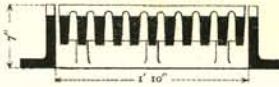
Sizes—2", 2½", 3", 3½", 4", 4½", 5", 6", 7" inside measure— $\frac{3}{8}$ " metal.
6", 7", 8", and 9" inside measure— $\frac{1}{2}$ " metal.

FOR TOWN SEWAGE.
HINGED COVERS AND FRAMES FOR STREET GULLIES.

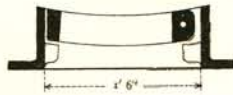
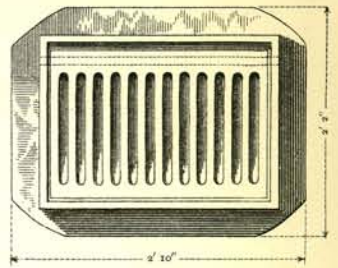
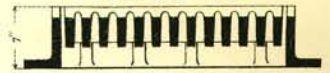
No. 1545
Grating 3 1/2" thick.



No. 1546
Grating 3 1/2" thick.



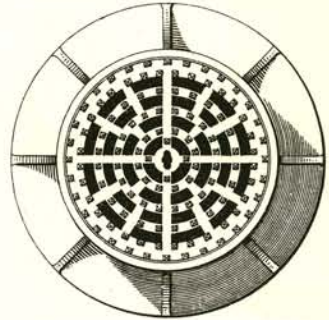
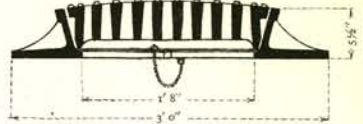
No. 1547
Grating 3 1/2" thick.



STREET MANHOLE COVER.

No. 1549

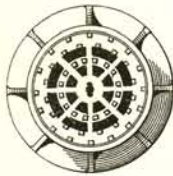
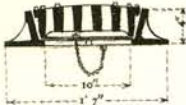
With or without Sheet Iron Tray.



LAMPHOLE COVER.

No. 1548

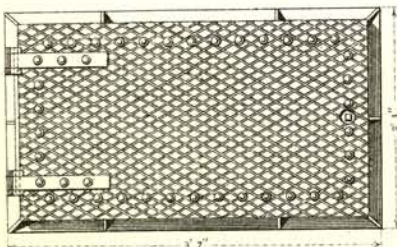

With or without Sheet Iron Tray.



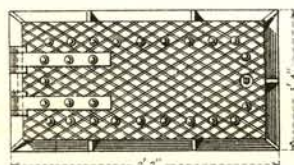

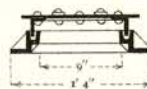
HINGED AIR-TIGHT COVERS AND FRAMES.

WITH ASBESTOS PACKING.

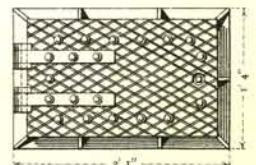

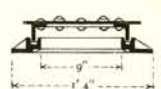
No. 1550



No. 1551

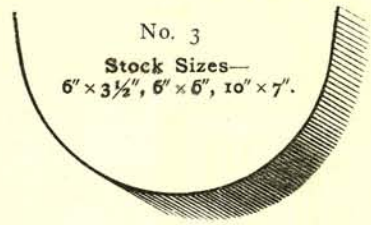



No. 1552



Covers are of 1/4" Steel Chequer Plates with Angle Iron Stiffener, the Frames being of Cast Iron.

HALF ROUND GUTTERS AND CONNECTIONS.




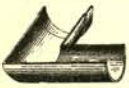
LEFT HAND ANGLE

RIGHT HAND ANGLE

LEFT HAND OBTUSE ANGLE

RIGHT HAND OBTUSE ANGLE

NOZZLE PIECE



SPIGOT STOP NOZZLE

FAUCET STOP NOZZLE

UNION CLIP

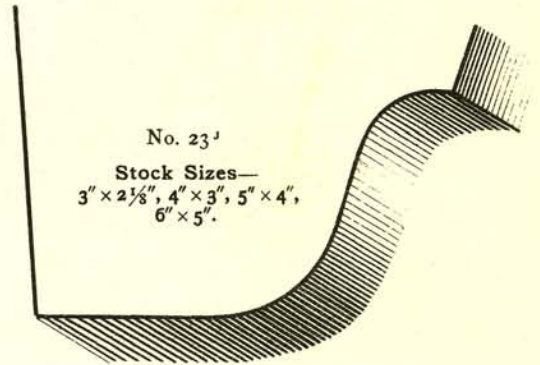
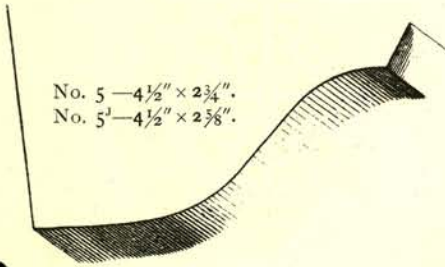
FAUCET STOP

SPIGOT STOP

BOLT & NUT



O.G. GUTTERS AND CONNECTIONS.


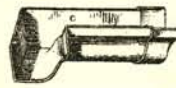
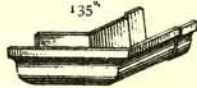


Internal Obtuse Angle.

External Obtuse Angle

Internal Angle.

External Angle.




Faucet Stopend, Left.

Spigot Stopend, Left.

Spigot Stopend, Right.

Reverse Stopend.

Union Clip, For Outside of Gutter.



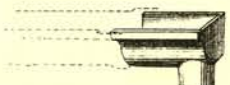
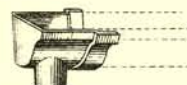
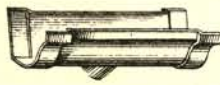
Nozzle Piece, With Round Drop on Sole.

Nozzle Piece, With Square Drop on Sole.

Nozzle Piece, With Round or Square Drop on Corner.

Faucet Stop Nozzle, With Round or Square Drop.

Spigot Stop Nozzle With Round or Square Drop.




MACFARLANE'S CASTINGS — TERMINALS

Terminals supplied with wood screw in base for fixing, and with arms two or four ways.

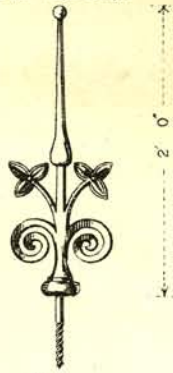
Nº 137



Nº 189




Nº 69.
Two ways only.



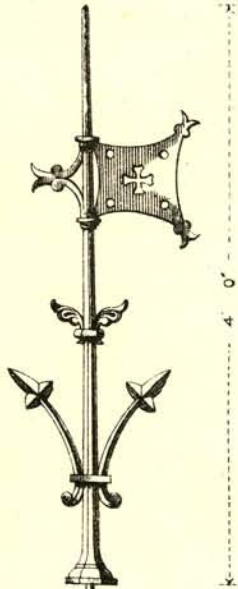
Nº 231



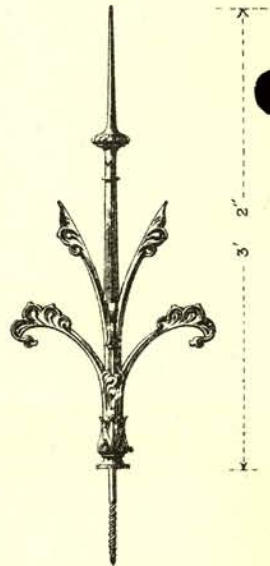
Nº 137



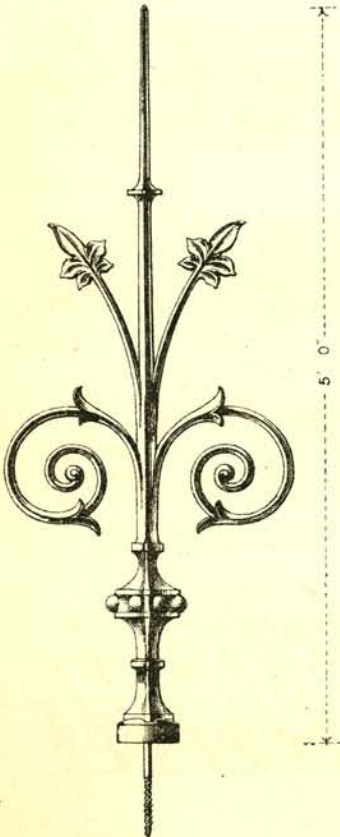
Nº 232
Two ways only.



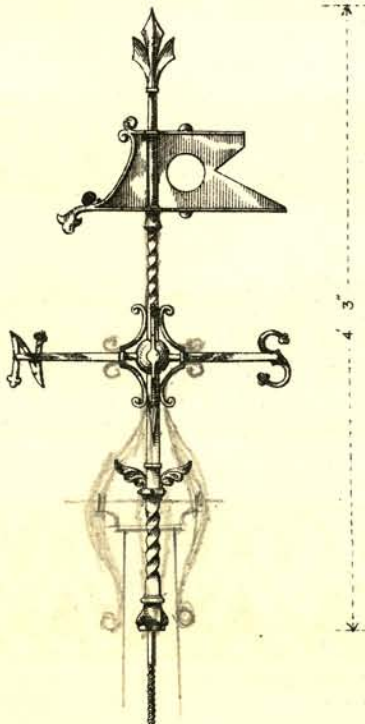
Nº 231



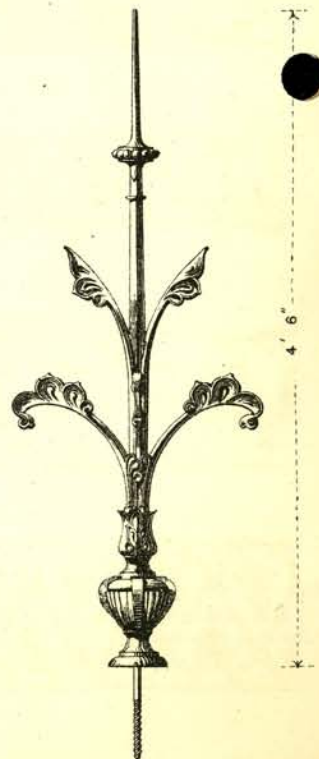
Nº 137



Nº 245



Nº 231



The above are selections from MACFARLANE'S CATALOGUE OF CASTINGS.

N^o 381



In 4' 1" lengths.

N^o 381¹

With Snugs at right angles.




In 4' 1" lengths. SECTION

N^o 264




In 3' 8 1/4" lengths.

N^o 35



In 4' 0" lengths.

N^o 31



In 3' 11 1/8" lengths.

For Nos. 1414, 1415, 1416 Crestings. See page 16.

Ridgeroll dovetail for fixing crestings.



N^o 335 | FACE



In 3' 7" lengths.

N^o 428¹



In 3' 5 1/4" lengths.

N^o 335 | FACE



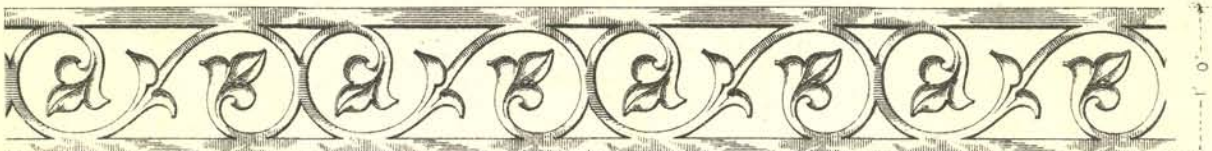
In 3' 0 1/2" lengths.

N^o 162 | FACE



In 3' 0" lengths.

N^o 981



In 3' 11 1/8" lengths.

N^o 248



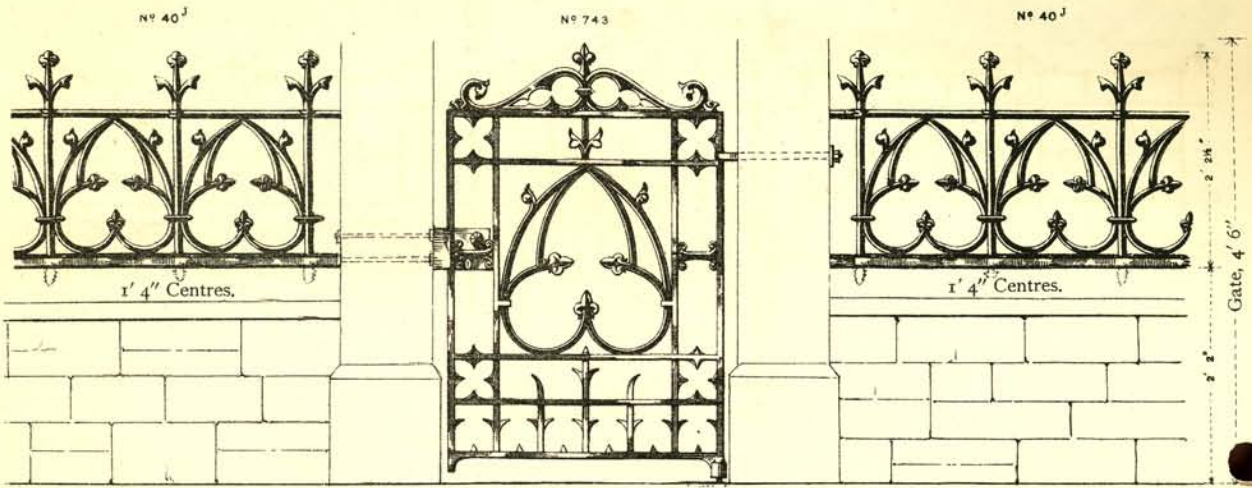
In 3' 7 1/2" lengths.

For No. 167 FRIEZE ENRICHMENT 6 1/2". 1 Face. See page 15.
 " No. 170 " " 1' 0". 1 Face. " " 17.

The above are selections from MACFARLANE'S CATALOGUE OF CASTINGS.

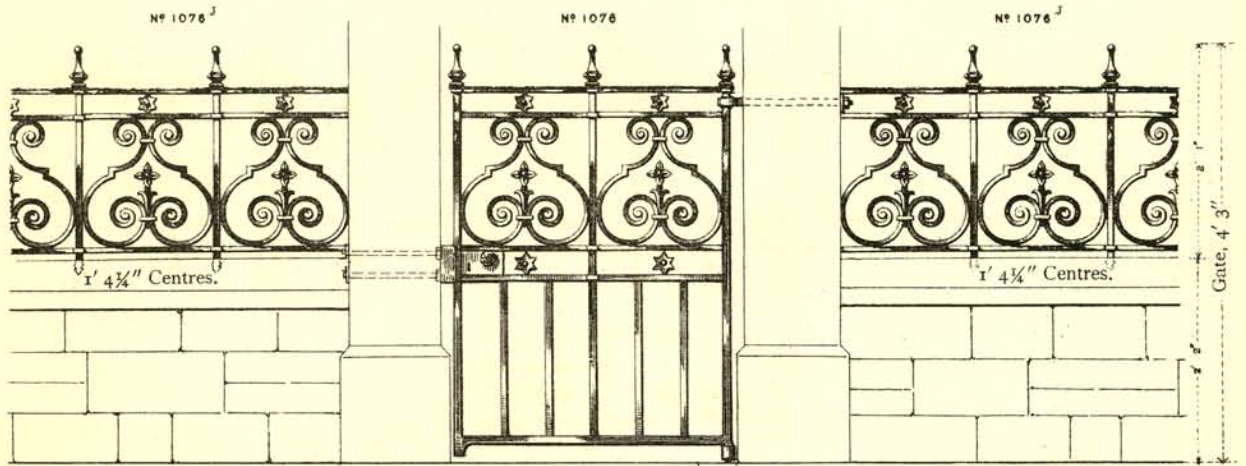
MACFARLANE'S CASTINGS — GATES AND RAILINGS

Gates can also be had with Iron Standards, and with either Lock, or Latch with Spindle and Handles.



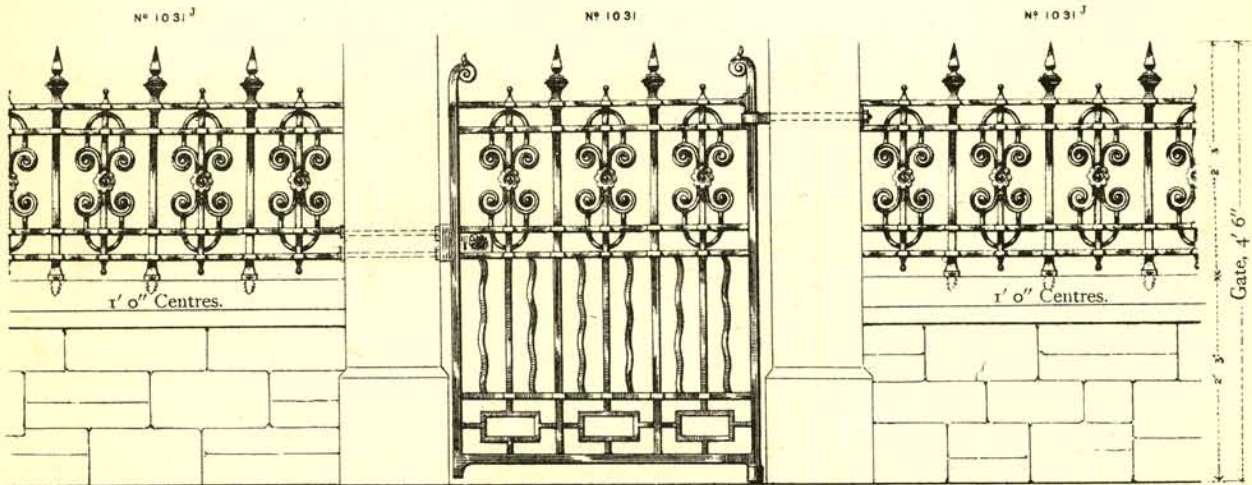
DOUBLE LEAF GATE, 6' 0" wide x 4' 6" high.

Railing in 4' 0" lengths.




DOUBLE LEAF GATE, 6' 0" wide x 4' 3" high.

Railing in 4' 0 3/4" lengths.



DOUBLE LEAF GATE, 6' 4 1/2" wide x 4' 6" high.

Railing in 4' 0" lengths.



The above are selections from MACFARLANE'S CATALOGUE OF CASTINGS.


MACFARLANE'S CASTINGS — GATES RAILINGS AND STANDARDS⁹

Gates can also be had to suit Brick or Concrete Piers, and with either Lock, or Latch with Spindle and Handles.

No. 1376^f

No. 1376 Gate.
No. 744 Standards.

No. 1376^f



Railing in 3' 11 1/2" lengths.

DOUBLE LEAF GATE, 5' 11" wide x 4' high

Railing in 3' 11 1/2" lengths.

No. 1352^f

No. 1352 Gate.
No. 744 Standards.

No. 1352^f



Railing in 3' 8" lengths.

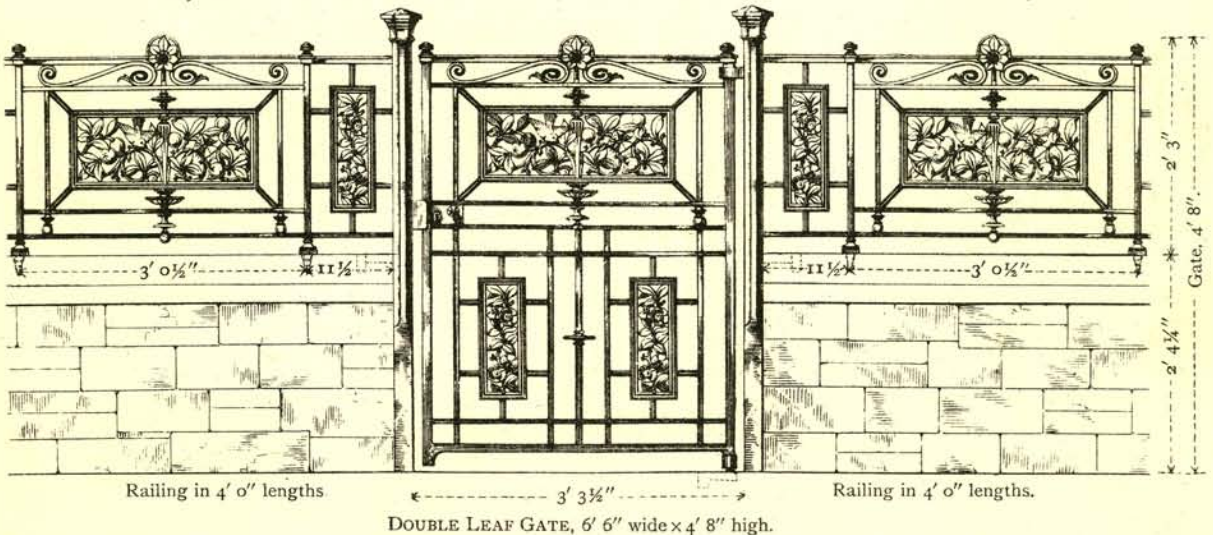
DOUBLE LEAF GATE, 6' 5" wide x 4' 3" high.

Railing in 3' 8" lengths.

No. 1289^f

No. 1289 Gate.
No. 687 Standards.

No. 1289^f

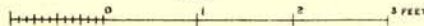


Railing in 4' 0" lengths.

DOUBLE LEAF GATE, 6' 6" wide x 4' 8" high.

Railing in 4' 0" lengths.

SCALE



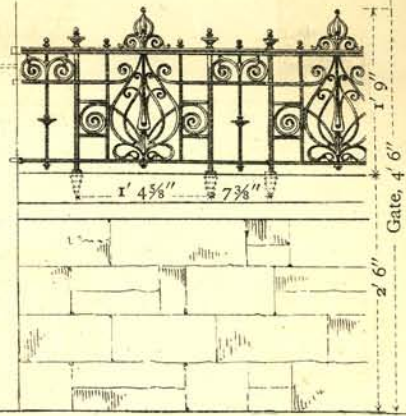

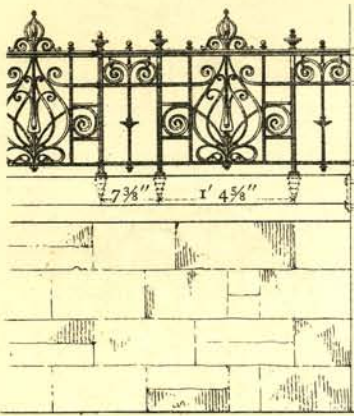
The above are selections from MACFARLANE'S CATALOGUE OF CASTINGS.

Gates can also be had with Iron Standards, and with either Lock, or Latch with Spindle and Handles.

No. 1420¹

No. 1420

No. 1420²





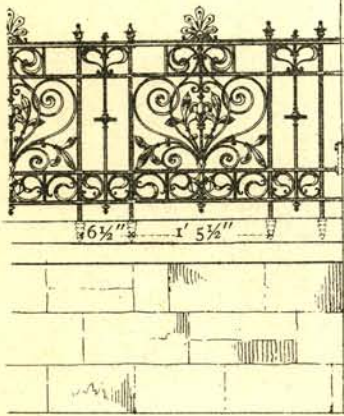
DOUBLE LEAF GATE, 6' 1 1/2" wide x 4' 6" high.

Railing in 4' 0" lengths.

No. 1421¹

No. 1421

No. 1421²



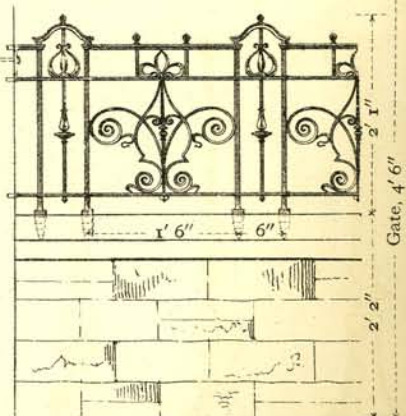
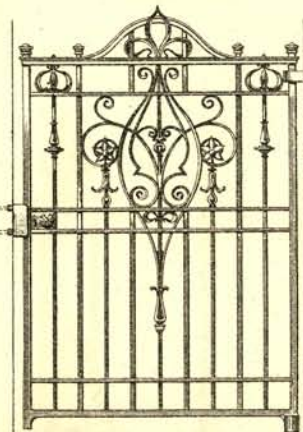

DOUBLE LEAF GATE, 6' 4" wide x 4' 8" high.

Railing in 4' 0" lengths.

No. 1429¹

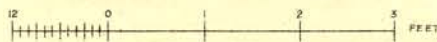
No. 1429

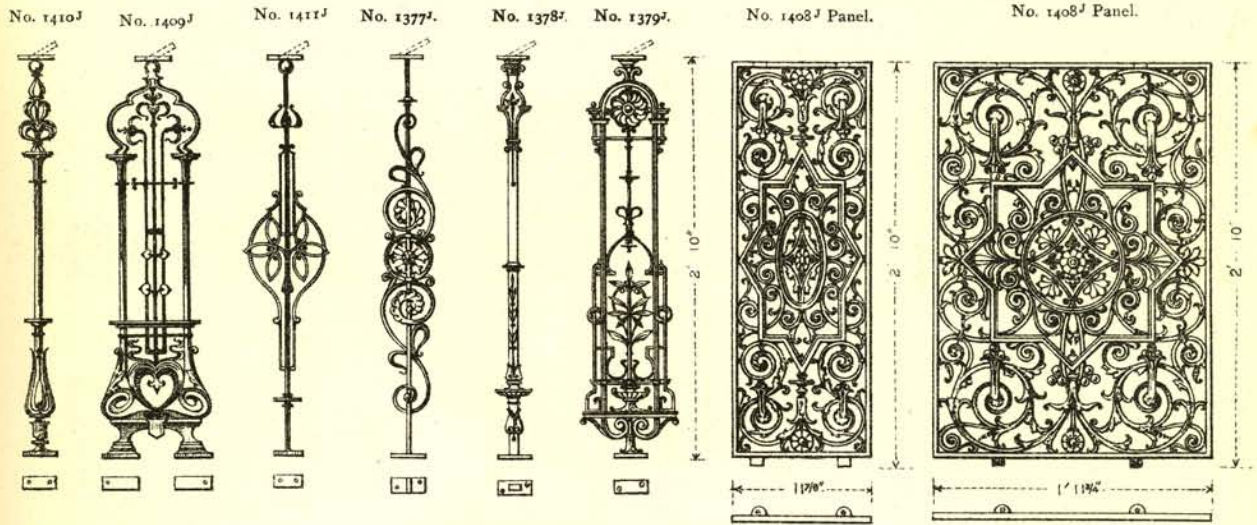
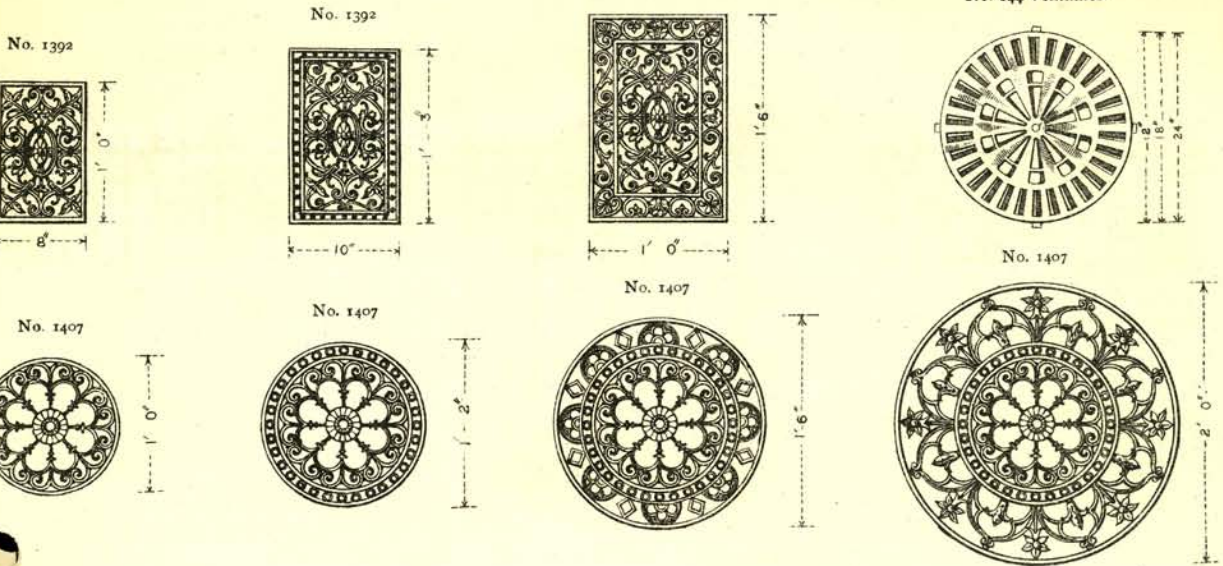
No. 1429²



DOUBLE LEAF GATE, 5' 10 1/4" wide x 4' 6" high.

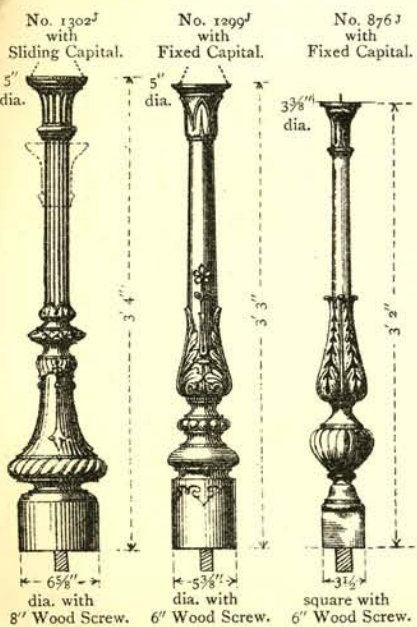
Railing in 4' 0" lengths.

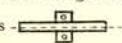


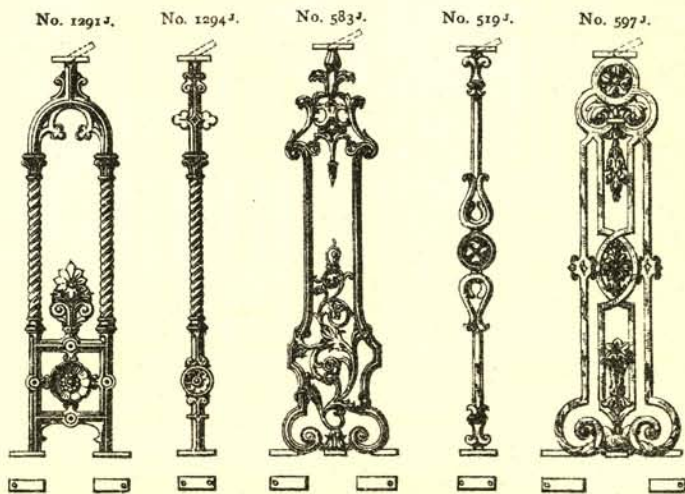


For No. 1367J Panel. See page 14.

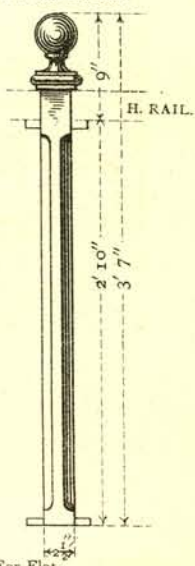
NEWELS.



All Balusters can be had with bottom Snugs across as  and with Flat or Raked Snugs at top.

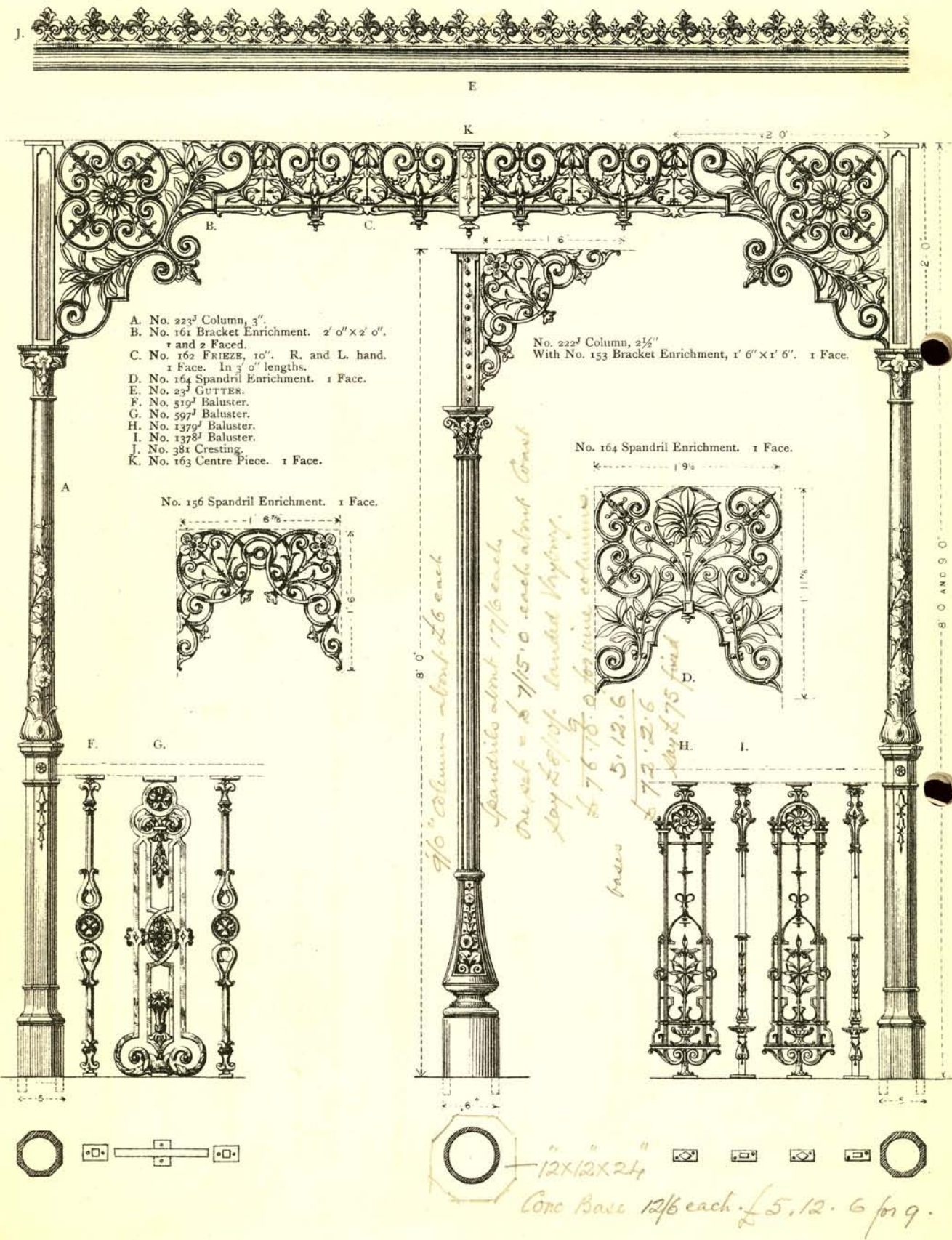


No. 1438J Standard Snugs for Wood Floor and Wood H. Rail.




For Flat, Square Corner, Octagonal Corner (135°).

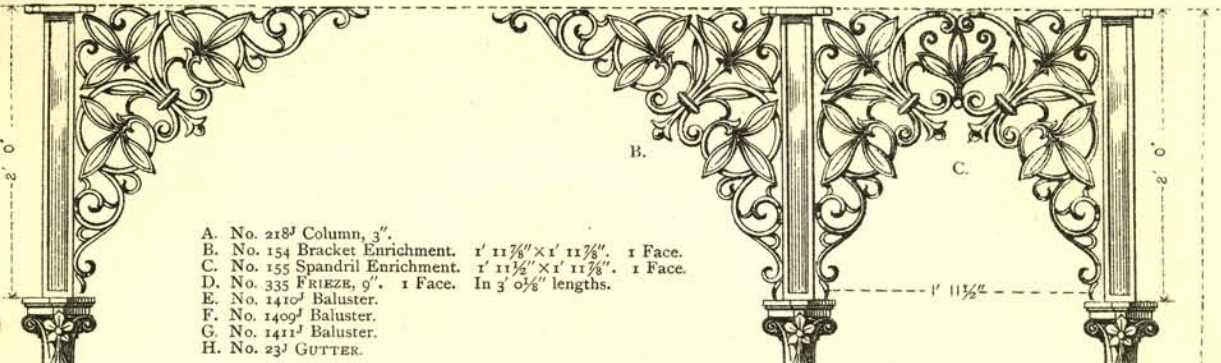
MACFARLANE'S CASTINGS — VERANDAH FRONTS



The above are selections from MACFARLANE'S CATALOGUE OF CASTINGS.



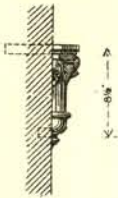
D.



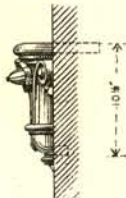
- A. No. 218^d Column, 3".
- B. No. 154 Bracket Enrichment. 1' 11 7/8" x 1' 11 7/8". 1 Face.
- C. No. 155 Spandril Enrichment. 1' 11 1/2" x 1' 11 7/8". 1 Face.
- D. No. 335 FRIEZE, 9". 1 Face. In 3' 0 1/2" lengths.
- E. No. 1410^d Baluster.
- F. No. 1409^d Baluster.
- G. No. 1411^d Baluster.
- H. No. 23^d GUTTER.

CORBELS.

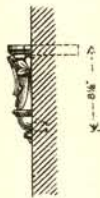
No. 218^d.



No. 219^d.



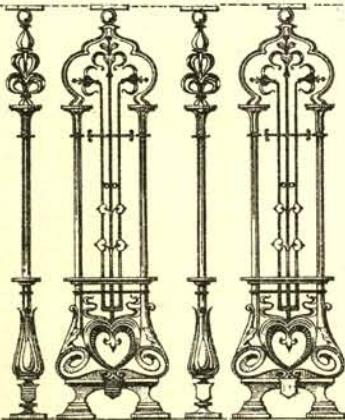
No. 223^d Corbel.




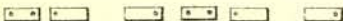
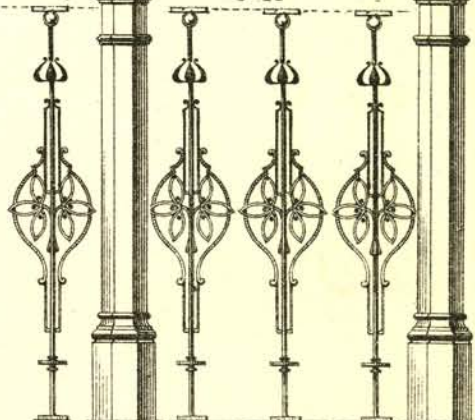
A.

E.

F.

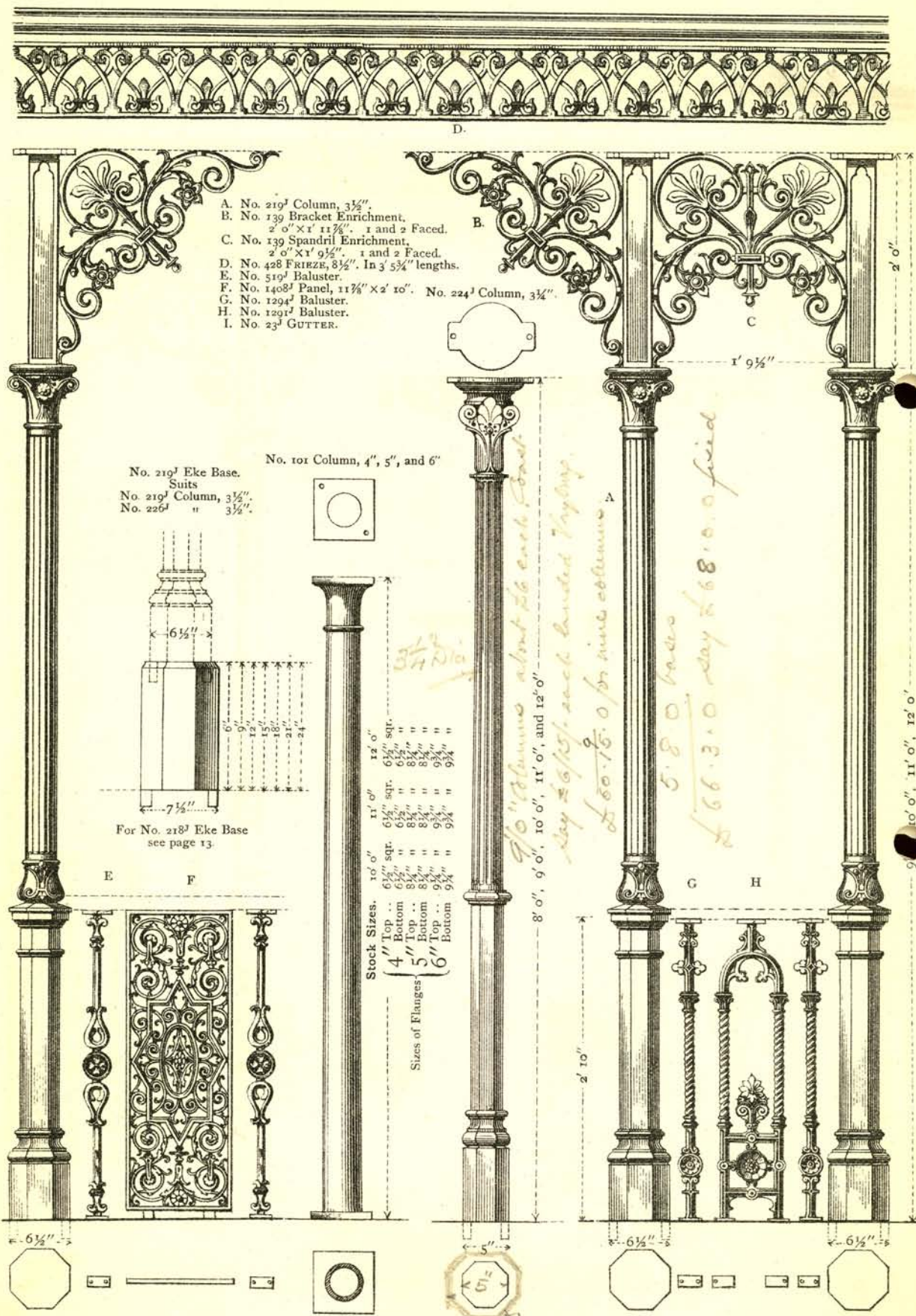


G.



The above are selections from MACFARLANE'S CATALOGUE OF CASTINGS.

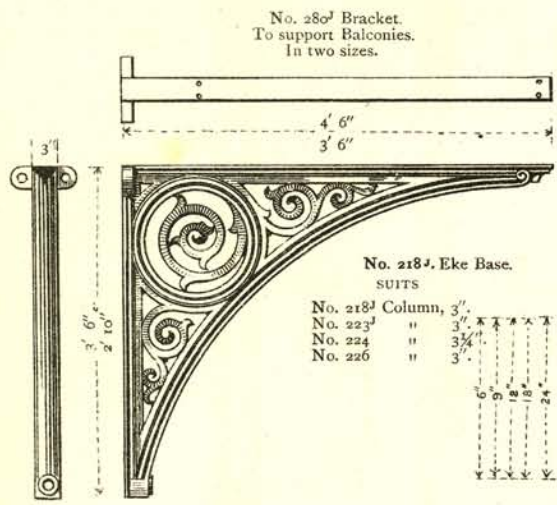
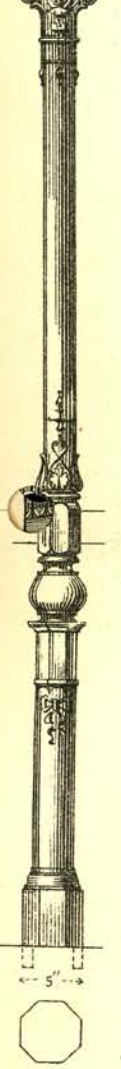


MACFARLANE'S CASTINGS — VERANDAH FRONTS



The above are selections from MACFARLANE'S CATALOGUE OF CASTINGS.

CONCRETE BASE 10x10 OCTAGON
 2' 0" High over all. 12/- each £5/8/ for 9

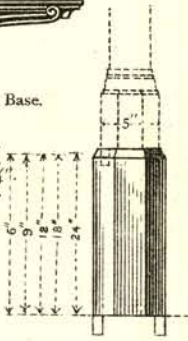
X



No. 280^J Bracket.
To support Balconies.
In two sizes.

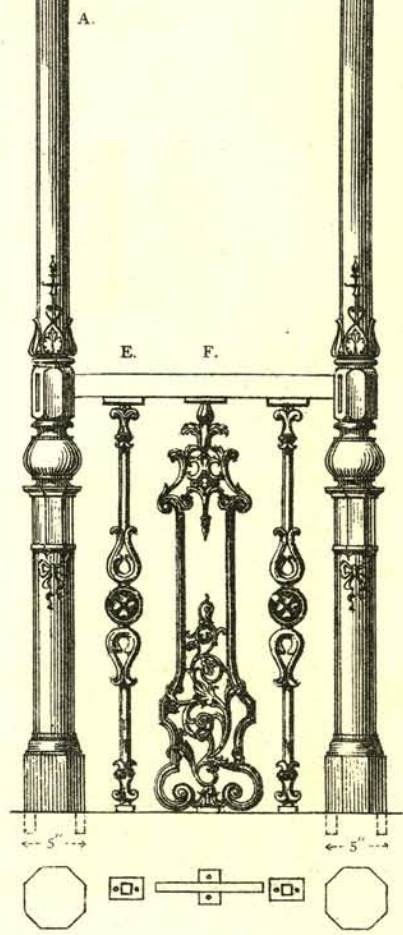
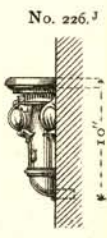
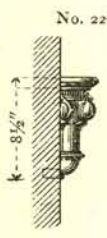
No. 218^J Eke Base.
SUITS

No. 218 ^J Column,	3'
No. 223 ^J "	3 3/4'
No. 224 " "	3 3/4'
No. 226 " "	3'




For No. 219^J Eke Base.
See page 12.

CORBELS.



- A. No. 226^J Column, 3'.
- B. No. 166 Bracket Enrichment, 2' 0" x 2' 0".
1 and 2 Faced.
- C. No. 175 Spandril Enrichment, 1' 9 1/2" x 2' 0".
1 and 2 Faced.
- D. No. 335 FRIEZE, 6". 1 Face in 3' 7" lengths.
- E. No. 519^J Baluster.
- F. No. 583^J Baluster.
- G. No. 1476 Cresting, 8 1/2". 1 Face in 4' 0 5/8" lengths.
- H. No. 23^J GUTTER.
- I. No. 167 FRIEZE, 6 1/2" deep in 3' 4" lengths 1 and 2 Faced.
- J. No. 168 Centre Enrichment, 8" deep.

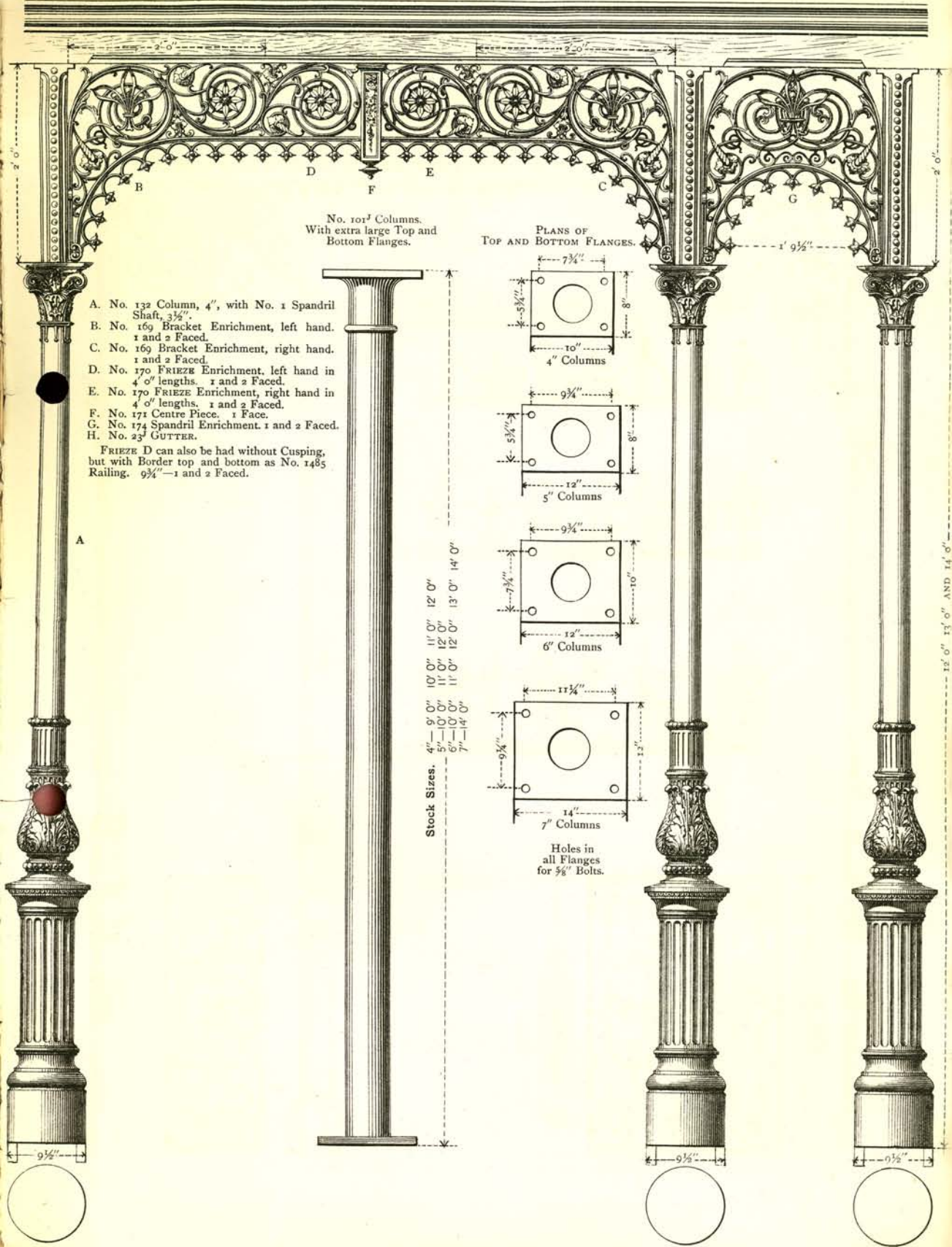
The above are selections from MACFARLANE'S CATALOGUE OF CASTINGS.



The above are selections from MACFARLANE'S CATALOGUE OF CASTINGS.

H

X

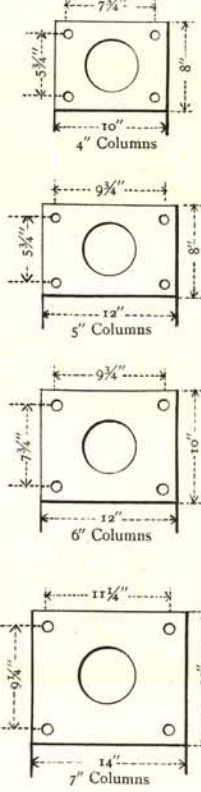


No. 101¹ Columns.
With extra large Top and Bottom Flanges.

- A. No. 132 Column, 4", with No. 1 Spandril Shaft, 3 1/2".
- B. No. 169 Bracket Enrichment, left hand. 1 and 2 Faced.
- C. No. 169 Bracket Enrichment, right hand. 1 and 2 Faced.
- D. No. 170 FRIEZE Enrichment, left hand in 4' 0" lengths. 1 and 2 Faced.
- E. No. 170 FRIEZE Enrichment, right hand in 4' 0" lengths. 1 and 2 Faced.
- F. No. 171 Centre Piece. 1 Face.
- G. No. 174 Spandril Enrichment. 1 and 2 Faced.
- H. No. 23' GUTTER.

FRIEZE D can also be had without Cusping, but with Border top and bottom as No. 1485 Railing. 9 3/4"—1 and 2 Faced.

PLANS OF TOP AND BOTTOM FLANGES.



Stock Sizes. 4" — 9' 0" 12' 0" 14' 0"
5" — 10' 0" 12' 0" 14' 0"
6" — 11' 0" 12' 0" 14' 0"
7" — 12' 0" 14' 0"


Holes in all Flanges for 5/8" Bolts.

The above are selections from MACFARLANE'S CATALOGUE OF CASTINGS.

MACFARLANE'S CASTINGS — BATHS

No. 10 BATH, TAPERED SIDES, ROLL EDGE.

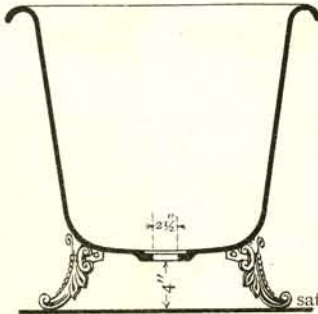
No. 43 BATH, TAPERED SIDES, EXTRA BROAD ROLL EDGE.



OVERALL SIZES.

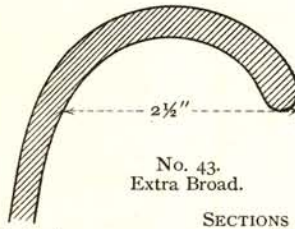
	Length.	Breadth.	Height from Floor.
No. 10.	5' 8"	2' 7" Widest 2' 0" Narrowest	2' 1"
No. 43.	5' 9"	2' 8" Widest 2' 1" Narrowest	2' 1"

5' 6" LONG × 2' 3" BROAD × 1' 8" DEEP INSIDE MEASURE

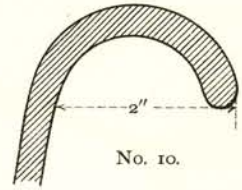


SECTION THROUGH BATHS.

Loose feet to insure safe carriage in shipment.



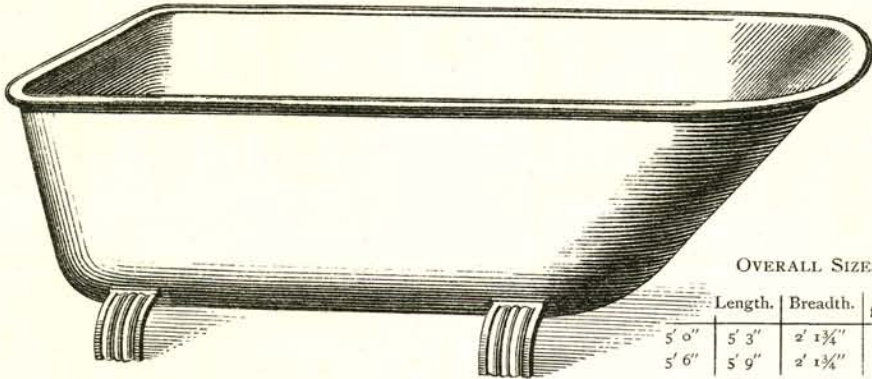
No. 43.
Extra Broad.



No. 10.

SECTIONS OF ROLL EDGES.
Half Full Size.

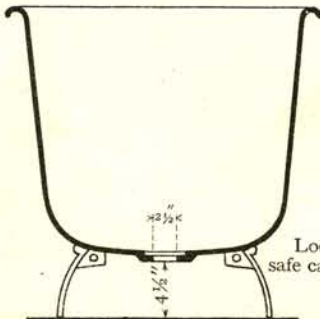
No. 24 BATH, PARALLEL SIDES, ROLL EDGE.



OVERALL SIZES.

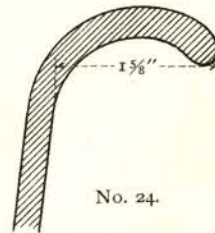
	Length.	Breadth.	Height from Floor.
5' 0"	5' 3"	2' 1 1/4"	2' 1 1/4"
5' 6"	5' 9"	2' 1 1/4"	2' 1 1/4"

5' 0" AND 5' 6" LONG × 1' 10" BROAD × 1' 7 1/2" DEEP INSIDE MEASURE



SECTION THROUGH BATH.

Loose feet to insure safe carriage in shipment.



No. 24.

SECTION OF ROLL EDGE.
Half Full Size.

These Baths can be supplied Plain Painted or Metallic Enamelled inside and on roll, White, Sienna or other marbles. Also Porcelain Enamelled White, and Vitreous Enamelled Sea Green or French Grey.

PORCHES, VERANDAHS, DRINKING AND SPRAY FOUNTAINS, WINTER GARDENS,
BANDSTANDS, AND ALL KINDS OF ORNAMENTAL STRUCTURES.


No. CXCVI

No. CXCVII



No. CXCVIII

No. CXCIX



No. CC


No. CCI

No. CCII




MACFARLANE'S CASTINGS — STABLE STALLS

N^o 4




- A No. 4 STALL POST 4", 4½", or 5" diam.
- B No. 4 RAMP PANEL. Solid at head, with Moulded Ramp and Mid Rails, for 1½", 1¾", or 2" wood.
- C No. 1 BASE RAIL.
- D No. 1 REPLACING SLIP.
- E No. 4 WALL TOP RAIL.
- F No. 4 WALL MID RAIL.
- G No. 1 WALL BASE RAIL.
- H No. 4 NAME PLATE.
- I No. 4 WALL RING.
- J No. 1 POST RING.
- K No. 4 MANGER, HAYRACK, SEEDBOX, AND BACK PLATE.
- L No. 2 HALTER TIE.
- M No. 1 COVERED SURFACE DRAIN.

Any item can be supplied separately or any different pattern substituted from other illustrations. The above is an example taken from MACFARLANE'S CATALOGUE OF STABLE FITTINGS.




VERANDAH ERECTED BY US AT ELOFF STREET, JOHANNESBURG


Fountains.



Verandahs.



Clock Towers.



TRADE MARK



ON EVERY CASTING.


Railway Platform Roofing.




TWO
GOLD
MEDALS,

CALCUTTA
EXHIBITION,
1884.

Gates and Railing.



Railway Footbridges.



Stairs, Straight and Spiral.

