

## ***Wiki's***

Collaborative tools for information workers  
within a Web 2.0 environment

Ina Smith & Ivy Segoe

Dept. of Library Services, University of Pretoria

October & November 2008

## What is a “Wiki”?

- Simplest online database that could possibly work
- Web page/ collection of web pages
- Fast, collaborative development of a website
- Hawaiian word which means “quick”
- Anyone can access, contribute/ modify content – completely democratic
- Wiki can be “protected” against editing
- Work in progress
- People with a common interest
- **Very, very** simple to use

## What can a wiki be used for?

- Plan conferences, workshops
- Bibliographies
- Book reviews
- Notes of meetings
- Discuss issues, comment on items in news e.g. new virus
- List of “Who’s who?”
- Knowledge management
- Wiki Wish list
- Electronic Guestbook etc.

## Agri Wiki gee boere landbou-inligting aanlyn en almal kan bydraes lewer

MARENET JORDAAN  
Pretoria

Die bekende aanlyn-ensiklopedie Wikipedia het 'n boereboetie gekry.

Agri Wiki is die geesteskind van twee vriende van Colesberg: 'n boer en 'n rekenmeester vir boere.

"Daar is baie webwerwe wat fokus op hul spesifieke produk, soos trekkers. Ons wou alles saamgooi," sê mnr. Sarel Wessels (31), die rekenmeester.

Hul boere-wiki het afdelings, in Engels en Afrikaans, vir enigiets van die weer en marksake tot bosthuisbeheer.

Mnr. MJ van Wyk (25), die boer, sê hulle wou 'n databasis skep waar almal in die land met landbou-inligting 'n bydrae kan lewer.

Wessels sê hulle wou nie al die werk self doen nie. Daarom die Wikipedia-model, waar besoekers artikels kan plaas en bywerk.

"Dit moet 'n spanpoging wees en só almal se eiendom word."

Volgens hom ontvang hulle e-pos-kennisgewings elke keer wanneer 'n nuwe artikel geplaas word en hy en Van Wyk doen moeite om seker te maak die inligting daarin kan gestaaf word.

"Ons besef jy kry mense wat webruimtes *spam*," sê Van Wyk.

Hoewel die besoekergetalle maandeliks styg, sê Wessels "dit voel of dit nog maar stadig gaan" sedert hulle Agri Wiki in Julie amptelik bekend gestel het.

"Baie boere is nog nie rekenaar- of internetgeletterd nie. Maar hulle begin al hoe meer besef hulle kan nie sonder eksterne bronne van inligting



Mnr. MJ van Wyk



Mnr. Sarel Wessels

boer nie."

Van Wyk het sy sake agtermekaar om die webruimte te help bestuur terwyl hy boer. "Ek is seker die enigste boer met ADSL (breëband) in die land. Vroeër het ek *dial-up* gehad. Dit het my gek gehad. Nou Skype ek tot my vriende in Pretoria!"

■ Vir meer inligting besoek [agriwiki.co.za](http://agriwiki.co.za)

Rapport 26 October 2008

[www.agriwiki.co.za](http://www.agriwiki.co.za)

Info on farming related issues  
e.g. weather, tick control,  
market affairs etc.

*"Dit moet 'n spanpoging wees  
en so almal se eiendom word."*

# Web 2.0 Roadshow

Main Page - Agri Wiki - Windows Internet Explorer

http://www.agriwiki.co.za/index.php?title=Main\_Page


File Edit View Favorites Tools Help

Main Page - Agri Wiki


Log in / create account

page discussion view source history

## Main Page



AGRI AFRICA  
www.agriportal.co.za  
Africa's First Commercial Webportal for Agriculture



TW TREKKERWERF "Adverteer trekkers en ander landboumasjinerie hier..."

search

Go Search

navigation

- Main Page
- How to add articles
- All articles
- Categories

categories

- Aqua and marine
- Business
- Crops
- Environment
- Equipment
- Game
- Irrigation
- Labour
- Laws and acts
- Livestock
- Market reports
- Media reports
- News

**Agri Wiki - WELCOME / WELKOM!**

Agri Wiki saw a gap in the agricultural information sector and therefore decided to fill the gap. A "wiki" database website has been created in order to collect all possible information regarding the agricultural sector. We invite the public and the agricultural society to take part by making use of the website by exchanging any information regarding the agricultural industry. With this website the partners intend to make all the information about the agricultural-sector more accessible to all people.

Agri Wiki het 'n gaping gesien in die landbou-inligting sektor en besluit om die leemte te vul. 'n Webwerf is geskep om 'n "wiki" databasis te stig om inligting te versamel oor die landbou-sektor as 'n geheel. Hiermee word die publiek en die landbou-gemeenskap hartlik uitgenooi om deel te neem deur om artikels of enige inligting rakende die landbou bedryf op die webwerf te deel. Met hierdie webwerf beoog die vennote om die inligting in die landbou bedryf meer toeganklik te maak vir almal.

Click on the different categories on the left to access or submit articles.

Article of the week/Artikel van die week

**Bosluisverwante siektes op mense**

News/Nuus  
Landbou.com

- MGK optimisties oor

Internet 100%

## Wiki Jargon

WikiSquatting	Using wiki as a personal web page
WikiFarm	Server or an array of servers that provides hosting for multiple wikis. Wiki farms are also known as "hosted wiki service providers."
Wikify	Create a link from one wiki article to another wiki article

## <http://en.wikipedia.org/wiki/UpSpace>

The screenshot shows a Windows Internet Explorer browser window displaying the Wikipedia article for UPSpace. The address bar shows the URL <http://en.wikipedia.org/wiki/UpSpace>. The page title is "UPSpace - Wikipedia, the free encyclopedia". The browser's menu bar includes File, Edit, View, Favorites, Tools, and Help. The address bar also shows a search engine (Google) and a search box. The page content includes a navigation bar with links for article, discussion, edit this page, and history. The main content area features the Wikipedia logo, a search box, and a list of communities and collections on UPSpace. Two callouts, one pointing to the "edit this page" link in the navigation bar and another pointing to the "[edit]" link at the end of the "Communities & Collections on UPSpace" section, both contain the word "Edit".

UPSpace - Wikipedia, the free encyclopedia - Windows Internet Explorer

Wikipedia - The Free Encyclopedia

UPSpace

From Wikipedia, the free encyclopedia  
(Redirected from UpSpace)

**UPSpace** (Institutional research repository of the *University of Pretoria*) is the name of the open access digital institutional repository of the University of Pretoria, South Africa. A digital institutional repository in the context of a higher education institution can be defined as "a set of services that a university offers to the members of its community for the management and dissemination of digital materials created by the institution and its community members. It is most essentially an organizational commitment to the stewardship of these digital materials, including long-term preservation where appropriate, as well as organization and access or distribution."<sup>[1]</sup> UPSpace contains a collection of the intellectual/ research output produced by past and current researchers of the University of Pretoria. The spectrum of material covered in UPSpace includes the following:

Historical/ archival material - after it has been digitized; Research articles (scholarly publications); Popular research material; Unpublished research; Inaugural addresses; Conference proceedings; Technical reports; Open lectures; Data sets, and many more.

The main objectives of an institutional repository are: 1) to enhance the visibility of the knowledge products created by an institution's members by providing easy open access, and 2) to preserve the intellectual output of the members of that community for years to come.

The open source platform, *DSpace*, which was developed by an MIT-Hewlett Packard alliance, is used for UPSpace.

**Communities & Collections on UPSpace** [edit]

- Centre for the Study of AIDS (CSA)
- Department of Library Services
- Economic & Management Sciences
- Education
- Education Innovation
- Engineering, Built Environment & Information Technology
- Health Sciences
- Humanities
- Law
- Mapungubwe Collections
- Natural & Agricultural Sciences
- Special Collections
- Theology

# Web 2.0 Roadshow

The image shows a screenshot of a web browser window displaying the editing interface for the Wikipedia article "Merensky Library, University of Pretoria". The browser's address bar shows the URL: `http://en.wikipedia.org/w/index.php?title=Merensky_Library,_University_of_Pretoria&action=edit`. The browser title is "Editing Merensky Library, University of Pretoria - Wikipedia, the free encyclopedia".

Three callout boxes highlight key features:

- Toolbar:** A callout box points to the top editing toolbar, which includes icons for bold, italic, underline, text color, background color, link, unlink, list, and table.
- Editing interface:** A callout box points to the main editing area, which contains the article's content in a text-based format. The visible content includes a coordinate template, an image placeholder for "Old Merensky Building", a section header "Historical Background", and several paragraphs of text describing the building's construction and design.
- Save page:** A callout box points to the "Save page" button at the bottom of the editing interface, which is part of a row of buttons including "Show preview", "Show changes", and "Cancel".

The editing interface also features a left-hand navigation menu with links like "Main page", "Contents", and "Featured content", a search box, and an interaction section with links for "About Wikipedia" and "Community portal". At the bottom, there is a "Do not copy text from other websites without a GFDL-compatible license. It will be deleted." warning and a "Copy and paste:" field with a signature template.



# Web 2.0 Roadshow

## MediaWiki syntax

"Take some more `[[tea]]`," the March Hare said to Alice, very earnestly.

"I've had nothing yet," Alice replied in an offended tone: "so I can't take more."

"You mean you can't take `'less'`," said the Hatter: "it's very easy to take `'more'` than nothing."

E.g. Text in *Italics*

**MediaWiki:** "more"

**HTML:** `<i>more</i>`

## Equivalent HTML

```
<p>"Take some more <a href="/wiki/Tea" title="Tea">tea</a> ," the March Hare said to Alice, very earnestly.</p>
```

```
<p>"I've had nothing yet," Alice replied in an offended "so I can't take more."</p>
```

## Rendered output

"Take some more *tea*," the March Hare said to Alice, very earnestly.

"I've had nothing yet," Alice replied in an offended tone: "so I can't take more."

"You mean you can't take *less*," said the Hatter: "it's very easy to take *more* than nothing."

```
u mean you can't take <i>less</i>," said the : "it's very easy to take <i>more</i> than g."</p>
```

# [http://en.wikipedia.org/wiki/Merensky\\_Library,\\_University\\_of\\_Pretoria](http://en.wikipedia.org/wiki/Merensky_Library,_University_of_Pretoria)

The screenshot shows a Windows Internet Explorer browser window displaying the Wikipedia page for the Merensky Library at the University of Pretoria. The browser's address bar shows the URL [http://en.wikipedia.org/wiki/Merensky\\_Library,\\_University\\_of\\_Pretoria](http://en.wikipedia.org/wiki/Merensky_Library,_University_of_Pretoria). The page content includes a navigation sidebar on the left with links like 'Main page', 'Contents', and 'Search'. The main article text begins with 'In 1933 it was decided by the University to construct a separate building for the library...'. A table of contents is visible, listing '1 Historical Background', '2 Merensky II Library', '3 Centenary Tapestry', and '4 External links'. An image of the 'Old Merensky Building (Pretoria)' is shown on the right. Three callout boxes are overlaid on the page: one pointing to the 'Contents' table of contents, one pointing to the image of the building, and one pointing to the word 'Wikified' in the text.

Merensky Library, University of Pretoria - Wikipedia, the free encyclopedia - Windows Internet Explorer

Link: Coordinates to building on Google Earth

Contents

Images – first upload to Wikimedia Commons

Wikified word – link to article on Hans Merensky on Wikipedia

Coordinates: 25°45′15.98″S 28°13′48.21″E﻿ / ﻿25.75419°S 28.22978°E﻿ / -25.75419; 28.22978

WIKIPEDIA  
The Free Encyclopedia

navigation

- Main page
- Contents
- Featured content
- Current events
- Random article

search

Go Search

interaction

- About Wikipedia
- Community portal
- Recent changes
- Contact Wikipedia
- Donate to Wikipedia
- Help

toolbox

- What links here
- Related changes
- Upload file
- Special pages
- Printable version
- Permanent link
- Cite this page

Merensky Library, University of Pretoria

From Wikipedia, the free encyclopedia

Contents [hide]

- 1 Historical Background
- 2 Merensky II Library
- 3 Centenary Tapestry
- 4 External links

Historical Background

In 1933 it was decided by the University to construct a separate building for the library which was then still located in the Old Arts building. With a contribution of £10 000 from mining geologist Dr Hans Merensky, construction started in 1937. General Jan Smuts laid the cornerstone on 11 October 1937 and on 15 April 1938 the building was officially opened.

"This country has given me so much that I am only happy to be allowed to help it to develop and to be able to give back to it a fraction of what it has given to me..." - Hans Merensky, at the opening of the Merensky Library.

In designing the building, architect Gerhard Moerdyk was inspired by various styles, including Art Deco, Neo-Classicism, Arts and Crafts, as well as local styles such as Cape Dutch and Regency. Moerdyk himself described the building as a blend of Persian style, with influences from Africa including the Zimbabwe and ancient Egyptian ruins. He used local materials and incorporated symbols of African origin. The pro... for example, is taken from the Zimbabwe ruins and represents water and fertility, the crocodile as a water figure... The curving of the walls symbolises an open book. The green bevelled glass windows were... against ultraviolet light. The design of the building is a source of controversy and speculation with... Monument, as there are many similarities between the two buildings. Today this national monument... se, Marita Napier and the largest South African sheet music collections.

Merensky Library

Consisting of six levels, this building houses the UP Library Services Head Office; the Learning Centre; Technical Services and the faculty libraries for Humanities; Theology; Natural and Agricultural Sciences; Engineering, Built Environment and Information Technology; and, Economics and Management Sciences. It forms a focal point of the University's Hatfield Campus. The original library was initially housed in the Old Arts building before being relocated to the Old Merensky Library. Despite expansions to the Old Merensky Library in 1957, it soon...

# Web 2.0 Roadshow

Merensky Library, University of Pretoria - Wikipedia, the free encyclopedia - Windows Internet Explorer

http://en.wikipedia.org/wiki/Merensky\_Library,\_University\_of\_Pretoria

File Edit View Favorites Tools Help

http://www.library.up.ac.za/... Strategy map - Wikipedia, th... Merensky Library, Univer... x

Upload file  
Special pages  
Printable version  
Permanent link  
Cite this page

## Merensky II Library [edit]

Consisting of six levels, this building houses the UP Library Services Head Office; the Learning Centre; Technical Services and the faculty libraries for Humanities; Theology; Natural and Agricultural Sciences; Engineering, Built Environment and Information Technology; and, Economics and Management Sciences. It forms a focal point of the University's Hatfield Campus. The original library was initially housed in the Old Arts building before being relocated to the Old Merensky Library. Despite expansions to the Old Merensky Library in 1957, it soon became too small and the firm Lou, Marais, Marquard and Kuhn was appointed in 1969 to design a new library. Construction started in November 1971 and in August 1975 the building was completed. In the construction process the southern wing of the Old Chemistry building was demolished. Adjacent to the library there is a study centre that accommodates up to 1 230 students and is open seven days a week, 24 hours a day.

## Centenary Tapestry [edit]

An interesting feature of the library is the spacious feel of the ground floor due to the three-level high ceiling in the central area. The wall of the mezzanine level is now adorned by an eye-catching panelled tapestry which was commissioned by the University in commemoration of its centenary celebrations in 2008. The idea was to create a work of art that would portray the University and which could be left as a legacy for future generations.

This tapestry was designed and embroidered by rural community members of the Kaross™ embroidery initiative in the Limpopo province. This embroidery initiative was established in 1989 by Irma van Rooyen, a BA Fine Arts graduate of the University and a recipient of the TuksAlumni Laureate Award. The conceptualisation of the tapestry and the execution of the design was done by Irma van Rooyen in collaboration with designer Calvin Mahlaule. Once the design was finalised, 15 embroiderers were employed to create the 15 x 1.2 meter tapestry. The work was executed on separate pieces of material using approximately 10 kg of yarn. The individual pieces of material were later applied and combined in a continuous process of layering the embroidered images and reworking them until the full length artwork was created.

This work of art reflects the culture, creative spirit and craftsmanship!

## External links [edit]

- Old Merensky Library on UPSpace
- Merensky II Library on UPSpace
- University of Pretoria
- University of Pretoria, Library Services
- Gerard Moerdyk (Architect) Collection on UPSpace

Categories: Academic libraries | University of Pretoria

Links to external web sites e.g. UPSpace Collections/ articles

# Web 2.0 Roadshow

<http://vetstrategies.pbwiki.com/>

The screenshot shows a Windows Internet Explorer browser window with the address bar set to <http://vetstrategies.pbwiki.com/>. The page title is "vetstrategies wiki - This WIKI belongs to the Service Unit...". The main content area features a green header with "vetstrategies | FrontPage" and a search box. Below the header, there are navigation buttons for "Home" and "Edit page", and a "Search wiki" field. The main text reads: "Welcome to your PBwiki! PB = peanut butter! For energy!" followed by a description of the wiki's purpose and a link to the faculty's home page. A sidebar on the right contains a "QuickStart" section with links to "Create a new page" (with sub-links for classroom, syllabus, group project, and template) and a "Share this" section with a text input field containing the current URL. At the bottom, there are three columns: "Page Information" (showing "7 months ago" and "View page source"), "Wiki Information" (with links for "Show all pages", "Notification settings", and "Contact wiki owner"), and "Recent PBwiki Blog Posts" (listing several articles). The footer includes a navigation bar with links for "Create your own educational wiki!", "Help", "Public, not yet premium", "Privacy Policy", "RSS", and "i".

<http://upspace.wikispaces.com/>

The screenshot shows a Windows Internet Explorer browser window displaying the UPspace Wikispaces website. The browser's address bar shows the URL <http://upspace.wikispaces.com/>. The website's header includes the UPspace logo, a user profile for 'guest', and navigation links for 'Join', 'Help', and 'Sign In'. Below the header, there are tabs for 'home', 'Edit This Page', 'page', 'discussion', 'history', and 'notify me'. The main content area is titled 'UPSpace Electronic Visitors' Book' and contains a welcome message, a list of instructions for contributing, and several testimonials. On the right side, there are advertisements by Google, including links for 'Help Protect SA', 'SMS From Your PC', 'Free Music Editor CD', 'laptop accessories', and 'What will happen in 2008?'. The left sidebar contains 'Actions' (Join this Space, Recent Changes, Manage Space, Search) and 'Navigation' (Home, What is UPspace?, Who created UPspace?, edit navigation).

UPSpace » home - Windows Internet Explorer

http://upspace.wikispaces.com/

File Edit View Favorites Tools Help

UPSpace » home

UPspace home Edit This Page page discussion history notify me

guest · Join · Help · Sign In · wikispaces

**UPSpace Electronic Visitors' Book**

Welcome to the visitors' area for UPSpace, the digital research repository of the University of Pretoria. UPSpace can be accessed from <https://www.up.ac.za/dspace/>

Feel free to share your experiences regarding UPspace with us!  
To contribute:

1. Click on *Edit This Page*.
2. Type your message at the bottom of the page.
3. Remember to click on *Save* when finished typing.

**Do you want to learn more about UPSpace?**  
Please provide your interest and contact details in this area or e-mail [upspace@up.ac.za](mailto:upspace@up.ac.za)

*"I am sure that UP Space will greatly benefit Mapungubwe."* - Sian Tiley-Nel, Personal E-Mail Communication, April 20, 2006

*"I could access everything; it's a fantastic site! Thank you so very much for alerting me to it!"* - Christopher Vernon, Senior Lecturer, Faculty of Architecture, Landscape and Visual Arts, The University of Western Australia, Personal E-Mail Communication, July 31, 2006.

*"At University of Botswana we are currently looking at developing an institutional repository, and therefore your UPspace website and project is of tremendous interest and use to us, in informing our own decision making process."* - Gemma Bentley, Senior Archivist, University of Botswana Library Services, Personal E-Mail Communication, May 31, 2006

*"What this demonstrates to me is that where traditionally each of the activities of the different academic groupings would have*

Ads by Google

[Help Protect SA](#), know it spread awareness stop oppression read, criticize, learn, revolution www.consciousness.co.za

[SMS From Your PC](#)  
SMS From Website Or Application. Covers Vodacom, MTN Cell C and Int. BulkSMS.com

[Free Music Editor CD](#)  
Complete Music & Audio Editing Studio on CD - Free! FreeSoftwareCD.net

[laptop accessories](#)  
for your laptop needs, ac adaptor, battery, lcd screen, optical drive www.laptopaccessories.co.za

[What will happen in 2008?](#)  
With your birthdate, I will tell you what will it be 2008. Free

<http://up-esteering.wikispaces.com/>

UP-eSteering > home - Windows Internet Explorer

http://up-esteering.wikispaces.com/

File Edit View Favorites Tools Help

UP-eSteering > home

UP-eSteering home page discussion history notify me

Join this Space  
Recent Changes  
Manage Space

Search

Home  
Digitization  
eLearning  
Committee  
eResources  
IR Steering  
Committee

Protected

Agenda and Minutes: e-Service Steering Committee Wed 23 July 2008 14:00-16:00

1. Bespreking van 'strategy map' en implikasies vir e-Strategie (Monica). Voorbeeld van Digital Scholarship word bespreek; doel is om die operationalisering van strategieë te vergemaklik. Digitisering (Ria) en Web / Library 2 (Heila & Christelle) sal tydens die volgende vergadering in die voorgestelde formaat voorgehou word.
2. Terugvoer oor bywoon van konferensie in Kanada en besoeke (Elsabe). Elsabe sal aanbieding aanstuur.
3. Terugvoer oor eerste fase van VRE Malaria projek (Heila). Heila sal aanbieding aanstuur.
4. JISC / SCONUL verslag oor die toekoms van LMS (Soekie). Staan oor.
5. Belyning tussen die verskillende e-Strategie fokusareas (vaste punt op agenda). Begin met Web (staan oor).
6. Bemaking van e-produkte (vaste punt). Heila lewer pleidooi.
7. Prioriteite van IT projekte. Word bespreek. Leonora finaliseer.

Agenda: e-Service Steering committee Wed 23 April 2008 14:00-16:00

1. Call for Speakers: Digital Scholarship & Curation Conference 2009  
(<http://www.library.up.ac.za/digitalscholarship.htm#admin>)
2. Submission to UP Executive about the further development and implementation of the e-Strategy
3. Consolidation of e-workshops, training, visits etc - linked to the Library Leadership workshop, Digital Conference & other major initiatives. **Robert, Ujala, Heila & Ina**
4. Feedback from the different focus areas:
  - e-Research: **Heila**: Call for Speakers was send out
  - e-Learning: **Ina**
  - Digitization: **Ria**
  - Open Scholarship: **Monica**
  - Repositories: **Ina**
  - Library web: **Monica / Christelle**
  - Web / Library 2: **Heila** (discussion of Cecilia's document) - Cecilia welcome to contact Library staff
  - e-Resources: **Soekie**

Ads by Google

[SharePoint Wiki Plus](#)  
True, SharePoint-integrated, Enterprise Wiki  
www.kwizoom.com

[What will happen in 2008?](#)  
With your birthdate, I will tell you what will it be 2008. Free  
www.sara-freder.com/free

[laptop accessories](#)  
for your laptop needs, ac adaptor, battery, lcd screen, optical drive  
www.laptopaccessories.co.za

[Yahoo News](#)  
NYTimes.com's Dealbook blog has updates on the latest deals  
www.nytimes.com/dealbook

[Own A Vacation Home](#)  
Browse Over 230,000 Vacation Homes For Sale On ResortScape.com  
www.ResortScape.com

## <http://infolitbuiltenvironment.wikispaces.com/>

infolitbuiltenvironment » home - Windows Internet Explorer

http://infolitbuiltenvironment.wikispaces.com/

File Edit View Favorites Tools Help

infolitbuiltenvironment » home

guest · Join · Help · Sign In · wikispaces

**infolitbuiltenvironment**  
home [Edit This Page](#) page discussion history notify me

**Actions**

- [Join this Space](#)
- [Recent Changes](#)
- [Manage Space](#)
- 

**Navigation**

- [Introduction](#)
- [Architecture](#)
- [Construction Economics](#)
- [Town-and Regional Planning](#)
- [edit navigation](#)

**Introduction: Infolit Built Environment** is a space created by [Hettie Groenewald](#) discussing available Information Resources of the School for the Built Environment, at the Library of the University of Pretoria.

As this is an ongoing process, suggestions and comments are welcomed, please do so by using the [Edit This Page](#) option [top of page] and **SAVE**.

**Overview:**

**Books:** Considering the interdisciplinary interest fields of the various departments, and the Library books being classified according to the DDC cataloguing system, can confuse clients looking for a specific topic ! To address this problem, a joint project was launched between myself and lecturers of the different Departments, to identify focus areas and matched with the allocated DDC numbers. This is portrayed in the following diagrams:

- [Architecture](#)
- [Construction Economics](#)
- [Town- and Regional Panning](#)

By benchmarking purchased books for the focus areas against SA Libraries and RIBA, valuable information was retrieved for future acquisitions and collection building.

**Journals:** Journals are purchased in paper- as well as in electronic format, including the bulk of electronic journals that is available on our [Alphabetical list](#).

A search was done to match the journal rankings of the purchased journals, but did not turn out to be such a good idea, as the defined categories differs too much.

**Databases:** Journals and other resources are indexed in databases such as CSA Avery Index to Architecture Periodicals and RIBA. A survey was done to establish which of the available journals purchased are being indexed, and all the above databases are covering them.

Covering South African info, SA Artefacts is a valuable database on South African Architects, Buildings and Towns. Africa -wide NIPAD and SAMedia (newspaper clippings) add to more valuable South African information.

**Platforms** such as EBSCO, ScienceDirect and JSTOR are indexing more built environment journals, and are available full text online. For more information in this regard, please consult the [EDIT website](#) and resources for the School for the Built Environment.

**Ads by Google**

- [Full-Text Online Journals](#)  
Full-text journals for academic research at Questia Online Library.  
[www.Questia.com/Journals](http://www.Questia.com/Journals)
- [Wits University](#)  
Wits. Enhancing research and developing scarce skills  
[www.wits.ac.za](http://www.wits.ac.za)
- [Library Digitization](#)  
Scanning & metadata services for libraries, museums, and archives  
[www.bslw.com](http://www.bslw.com)
- [Kognitio Data Warehouse](#)  
High performance, scalable data warehouse. Free on-demand webinar  
[www.kognitio.com/wx2](http://www.kognitio.com/wx2)
- [Thabo Mbeki](#)  
Mbeki's Ex-Deputy Gains In ANC Leadership Race. Read Full Story.  
[www.washingtonpost.com](http://www.washingtonpost.com)

<http://upspacewishlist.wikispaces.com/>

Windows Internet Explorer window showing the URL <http://upspacewishlist.wikispaces.com/>. The page title is "upspacewishlist" and the content is titled "UPSpace Wish List".

The page contains a table with the following data:

Need	Requested by	Date Requested	Feedback
Change Look & Feel (Manakin)	Ina Smith	28/10/2008	
Add RSS feeds option	Ina Smith	28/10/2008	
Add improved statistics feature - use <a href="http://awstats.sourceforge.net/">http://awstats.sourceforge.net/</a>	Ina Smith	28/10/2008	
Investigate "specialised bitstreams"	Ina Smith	28/10/2008	
Investigate how UPspace can accommodate pdf bookmarks	Ina Smith	28/10/2008	
Revise UPspace Help file	Ina Smith	28/10/2008	
Develop new UPspace support web page	Ina Smith	28/10/2008	
Conduct UPspace end-user evaluation	Ina Smith	28/10/2008	
Update UPspace License	Ina Smith	28/10/2008	
Expand/ Collapse (+ -) at <a href="https://www.up.ac.za/dspace/community-list">https://www.up.ac.za/dspace/community-list</a>	Clarisse Venter	23/10/2008	

A callout box contains the text: "IR Manager & IR IT Manager can then add comments and give feedback on progress".



## Example: AidsLinks Wiki

The screenshot shows a Windows Internet Explorer browser window displaying the AidsLinks Wiki page. The browser's address bar shows the URL: [http://wiki.up.ac.za/index.php?title=Aidslinks\\_publications\\_and\\_projects](http://wiki.up.ac.za/index.php?title=Aidslinks_publications_and_projects). The page title is "Aidslinks publications and projects".

The page content includes a navigation menu on the left with links such as "Main Page", "Community portal", "Current events", "Recent changes", "Random page", "Help", and "Donations". Below this is a search box and a toolbox with links like "What links here", "Related changes", "Upload file", "Special pages", "Printable version", and "Permanent link".

The main content area features a table of contents for the article "Aidslinks publications and projects":

- 1 Events
- 2 Welcome to AIDSLinks
- 3 How to use AIDSLinks:
- 4 Publications:
  - 4.1 Centre for the Study of Aids
  - 4.2 Economic & Management Sciences
  - 4.3 Education
  - 4.4 Engineering, Built Environment & Information Technology
  - 4.5 Health Sciences
  - 4.6 Humanities
  - 4.7 Law
  - 4.8 Theology
  - 4.9 Veterinary, Natural & Agricultural Sciences
  - 4.10 Other
- 5 Collaborative Projects
  - 5.1 Humanities
    - 5.1.1 John Hopkins University (School of Public Health) and University of Pretoria Project
    - 5.1.2 Florida International University and University of Pretoria Project
    - 5.1.3 Georgia State University and University of Pretoria Project
    - 5.1.4 Yale University and University of Pretoria
    - 5.1.5 NGOs and University of Pretoria Project

Below the table of contents, the "Events" section is titled "University of Pretoria AIDS week, 18 – 22 August 2008". The text describes the event: "The Centre for the Study of AIDS (CSA) and other stakeholders at the University of Pretoria are hosting the annual institutional AIDS week from 18 to 22 August this year. The theme of this year's event is 'Branded Pressure' and it will look at various forms of pressure students might face that could increase their vulnerability to HIV infection. Some of the themes to be..."

## ... list of experts on AIDS

Aidslinks publications and projects - WikiUP - Windows Internet Explorer

http://wiki.up.ac.za/index.php?title=Aidslinks\_publications\_and\_projects#Law

File Edit View Favorites Tools Help

http://www.library.up.ac.za/... Strategy map - Wikipedia, th... Aidslinks publications and ... X

Human Rights, vol. 22, no. 3, pp. 337-379. (download pdf)

---

### Theology

---

Surname: [Muller](#)  
Initials: JC  
Title: Prof.  
Department: [Practical Theology](#)

**HIV Publications:**

Loubser, J & Muller, J 2007, 'Spiritual n... and poverty', Practical Theology in South Africa / Praktiese Teologie in Suid-Afrika, vol. 22, no. (download pdf)

Richter, A & Muller, J 2005, 'The forgotten child... voicing HIV and Aids orphans' stories of bereavement: a narrative approach', HTS Theological Studies/Teologiese Studies, vol. 61, no. 3, pp. 999-1015. (download pdf)

Muller, J 2004, 'HIV/AIDS, narrative practical theology, and postfoundationalism: the emergence of a new story', HTS Theological Studies/Teologiese Studies, vol. 60, no. 1 & 2, pp. 293-306. (download pdf)

Muller, JC & Pienaar, S 2004, 'Stories about care: women in a historically disadvantaged community infected and/or affected by HIV/AIDS', HTS Theological Studies/Teologiese Studies, vol. 60, no. 3, pp. 1029-1047. (download pdf)

---

Surname: Richter  
Initials: A  
Title: Ms  
Department: [Practical Theology](#)

Links to full text item in UPSpace

## Example: INL 340 Project

The screenshot shows a Windows Internet Explorer browser window with the title 'INL 340 - WikiUP - Windows Internet Explorer'. The address bar shows the URL 'http://wiki.up.ac.za/index.php?title=INL\_340'. The browser has several tabs open, including 'http://www.library.up.ac.za/...', 'Strategy map - Wikipedia, th...', and 'INL 340 - WikiUP'. The main content area displays the Wikipedia page for 'INL 340', which is a course in digital libraries presented by the Department of Information Science. The page includes a navigation menu, a search box, and a list of practical materials.

**INL 340**

Information Science 340 is a course in digital libraries presented by the Department of Information Science.

**Contents** [hide]

- 1 Digital libraries
- 2 WikiUP presence
- 3 See also
- 4 Practical material

**Digital libraries**

Digital libraries concern a very dynamic and exciting field where there are many facets where one can find a personal niche: be that on a more technological level, provision of reference services, information literacy programs or advocacy against the digital divide. The module intends to introduce students to digital libraries: the concept of digital libraries and its history, various phases and facets concerning the planning and maintenance of digital libraries as well as services related to digital libraries. The module further intends to enable students to develop certain competencies that are considered essential with regard to digital libraries.

**WikiUP presence**

With the increasing adoption of so-called Web 2.0. technologies in libraries, **it is important for future librarians to become familiar with technologies** such as wikis, blogs, RSS and CMS. Throughout the semester, students will create a user page as well as a page for group work which will serve as their portfolios at the end of the semester.

**See also**

- The INL 340 project groups

**Practical material**

- Practical 8 instructions
- Practical 9 instructions
- A description of DSpace Workflows in PDF (1.2 MB)
- Excel worksheet for an audit using DRAMBORA (500 KB)
- Working document explaining how DRAMBORA works (1.5 MB)

# Web 2.0 Roadshow

8bitpeople - WikiUP - Windows Internet Explorer

http://wiki.up.ac.za/index.php?title=8bitpeople

File Edit View Favorites Tools Help

http://www.library.up.ac.za/... Strategy map - Wikipedia, th... Editing Merensky Library, Uni... 8bitpeople - WikiUP


Ina.smith my talk my preferences my watchlist my contributions log out

article discussion edit history move watch

## 8bitpeople

**Purpose**

We will bring the wonderful world of 8-bit music to our users by implementing a digital library containing songs (mp3's) by various artists. Devotees of classic video game music will be able to navigate through a broad range of audio talent and warp into the high energy universe of the 8-bit generation.



**Group:**

- Daleen Leonard
- Pieter Steyn
- Zain Essa
- Marcus Steenkamp
- Simba Nyakanyanga

**Theme 2 Practical 1 Files**

- Timeline (PDF)
- Timeline (Word Document)
- Comments: Well done! Logical sequence and comprehensive. 1. Two comments: At "Needs Analysis" under "Description of Activity", indicate how you plan to go about to conduct the needs analysis, e.g. survey, questionnaire, informal discussions etc. 2. Business Plan is not a Storyboard
- Score: 36/40

**Theme 2 Practical 2 Files**

- Evaluation Criteria (PDF)
- Evaluation Criteria (Word Document)
- Comments: Excellent layout & design!! The corporate image is also reflected very well. Great work!
- Score: 38/40

**Theme 3 Practical 3 Files**

- ...

**Navigation:**

- Main Page
- Community portal
- Current events
- Recent changes
- Random page
- Help
- Donations

**Search:**

Go Search

**Toolbox:**

- What links here
- Related changes
- Upload file
- Special pages
- Printable version
- Permanent link

**Evaluation feedback in red**

# Adamastor

Adamastor - Wikipedia, the free encyclopedia - Windows Internet Explorer

http://en.wikipedia.org/wiki/Adamastor

File Edit View Favorites Tools Help

UPSpace at the University of... Adamastor - Wikipedia, t...

Log in / create account

Make a donation to Wikipedia and give the gift of knowledge!

article discussion edit this page history

Help shape the future of Wikipedia. Please participate in our survey of readers and contributors! (More information)

## Adamastor

From Wikipedia, the free encyclopedia

For the warship, see *Adamastor (warship)*.

**Adamastor** is a Greek-type mythological character invented by the Portuguese poet Luis de Camões in his epic poem *Os Lusíadas* (first printed in 1572), as a symbol of the forces of nature Portuguese navigators had to overcome during their discoveries. Camões gave his creation a history as one of the Gigantes of Greek mythology who had been spurned by Tethys, now appearing in the form of a threatening stormcloud to Vasco da Gama and threatening ruin to anyone hardy enough to pass the Cape and penetrate the Indian Ocean, which was Adamaster's domain. Adamastor became the *Spirit of the Cape*, a hideous phantom of unearthly pallor:

"Even as I spoke, an immense shape  
Materialised in the night air,  
Grotesque and enormous stature  
With heavy jowls, and an unkempt beard  
Scowling from shrunken, hollow eyes  
Its complexion earthy and pale,  
Its hair grizzled and matted with clay,  
Its mouth coal black, teeth yellow with decay. —Camões, *The Lusíads* Canto V.


Adamastor represented the dangers Portuguese sailors faced when trying to round the Cape of Storms, henceforth called, in consequence of the resultant success in despite thereof, *Cape of Good Hope*.

Adamastor has figured in much poetry of the Cape. In *The First Life of Adamastor*, a novella by André Brink, the writer refashioned the Adamastor story from a 20th-century perspective.


A popular gathering place in Lisbon is also known by the name 'Adamastor' because of the large stone statue of the mythical figure which presides over the space, which is officially called the *Miradouro de Santa Catarina*. This vista point offers visitors some of the most breathtaking views of the Tagus river, the 25th of April Bridge and the *Cristo Rei* monument.

Adamastor is also mentioned in the opera *L'Africaine* (1865) about Vasco da Gama by the composer Giacomo Meyerbeer. The slave Nelusko sings a song about Adamastor while he deliberately steers the ship into a storm and it sinks.

It is mentioned by Voltaire in his *Essai sur la poésie épique*. It also appears in the works of Victor Hugo: *Les Misérables* (III, Marius, chap III) and in a poem dedicated to Lenaxine (*Les Feuilles d'automne*, chap IX). Alexandre Dumas also refers the giant six times: *Le Comte de Monte-Cristo* (chap



The corresponding verses in the 1572 edition.



# Web 2.0 Roadshow

Adamastor represented the dangers Portuguese sailors faced when trying to round the Cape of Storms, henceforth called, in consequence of the resultant success in despite thereof, Cape of Good Hope.

Adamastor has figured in much poetry of the Cape. In *The First Life of Adamastor*, a novella by André Brink, the writer refashioned the Adamastor story from a 20th-century perspective.

A popular gathering place in Lisbon is also known by the name 'Adamastor' because of the large stone statue of the mythical figure which presides over the space, which is officially called the *Miradouro de Santa Catarina*. This vista point offers visitors some of the most breathtaking views of the Tagus river, the 25th of April Bridge and the Cristo Rei monument.

Adamastor is also mentioned in the opera *L'africane* (1865) about Vasco da Gama by the composer Giacomo Meyerbeer. The slave Nelusko sings a song about Adamastor while he deliberately steers the ship into a storm and it sinks.

It is mentioned by Voltaire in his *Essai sur la poésie épique*. It also appears in the works of Victor Hugo : *Les Misérables* (III, Marius, chap III) and in a poem dedicated to Lamartine (*Les Feuilles d'automne*, chap IX). Alexandre Dumas, père refers the giant six times: *Le Comte de Monte Cristo* (chap. XXXI), *Vingt ans après* (chap. LXXVII), *Georges* (chap I), *Bontekoe*, *Les drames de la mer*, (chap I), *Causeries* (chap. IX) and *Mes Mémoires* (chap. CCXVIII).

### Etymology

The name Adamastor may have been made as:-

- An inaccurate attempt at Greek for "Untamed" or "Untameable" (which would be correctly *Adamastos*).
- An inaccurate attempt at Latin for "imitative rival of Adam" (which would correctly be *Adamaster*).

### External links

- Cyril Coetzee, "Myth of Adamaster revisited"
- Ferreira, Ockert Jacobus Olivier (1940- ), "Adamastor, Spirit of the Cape of Storms"/ "Adamastor, Espírito do Cabo das Tormentas"/ "Adamastor, Gees van die Stormkaap"

Categories: Portuguese legendary creatures | Portuguese mythology

This page was last modified on 2 November 2008, at 18:45. All rights reserved. Wikipedia® is a registered trademark of the Wikimedia Foundation, Inc. All other trademarks are the property of their respective owners.

Link from Wikipedia to full text e-book in UPSpace

UPSpace at the University of Pretoria: Adamastor, Spirit of the Cape of Storms

Keywords: adamastor, De Cambes, Luis Vaz, Cape of Storms, Mythological beings, Epic poem, Epic poetry, Da Gama, Vasco, Southern tip of Africa, Ferreira, Ockert Jacobus Olivier, Voyages to India

Issue Date: 31-Oct-2008  
Creation Date: 4-Nov-2008  
Series/Report no.: Adam\_1, Adam\_2

Sponsors: University of Pretoria Centenary Committee & Faculty of Engineering, Built Environment and Information Technology

Abstract: An electronic version of the book published in three parallel languages, limited to 100 copies.

Description: File type: PDF File, Software used: Adobe Acrobat Professional V6, File size: 5.75 MB, Compression algorithm: Flate and CCITT group 4.

URI: <http://hdl.handle.net/2263/7730>

ISBN: 9780620413145

Rights: Copyright is vested in the author, editors and translators. The University of Pretoria holds the copyright for the electronic publication.

Type: Book

Appears in Collections: [UP Academic Books](#)

File	Description	Size	Format
<a href="#">adamastor.jpg</a>	Adamastor	12.15 kB	JPEG
<a href="#">adamastor_resources.pdf</a>	Additional online resources	184.58 kB	Adobe PDF
<a href="#">adamastor.pdf</a>	E-Book (English, Afrikaans, Portuguese)	5.89 MB	Adobe PDF

Show full item record

## Search Engine for Wiki's [www.powerset.com](http://www.powerset.com)

Powerset - Windows Internet Explorer

http://www.powerset.com/

File Edit View Favorites Tools Help

Powerset

Powerlabs : Signup or Login

# Ready. Powerset. Go.

search wikipedia articles

Explore

search tips & examples

watch demo video

### Discover Factz

For most people, places and things, Powerset shows a summary of Factz from across Wikipedia.

<b>Henry VIII</b>	<b>dissolved :</b>	<b>monasteries</b>	abbey,
	granted :	land, abbey, Thoma	
	married :	wife, Anne Boleyn,	
	founded :	professorships, Brist	

### Unlock Meaning

Powerset finds articles related to the meaning of your query. And sometimes even direct answers.

Wikipedia

Files by david lynch

David Lynch: Films directed

Blue Velvet Dark Inland Empire Lost Highway Mulholland Drive

### Scan Summaries

Powerset summarizes pages for easy browsing, with tools that follow you as you read and explore.

Show Outline Show Factz

**The Daily Show**

The Daily Show won Emmy Award

The Daily Show won Peabody

Search & read Wikipedia articles

## Register your own wiki

The screenshot shows the University of Pretoria website in a Windows Internet Explorer browser window. The address bar shows <http://web.up.ac.za/>. The browser title is "University of Pretoria - Windows Internet Explorer". The website header includes the university logo, the name in Afrikaans and English, and a search bar. The main content area is titled "UP Home" and features a navigation menu on the left, a central news section, and a right-hand sidebar with quick links.

**Navigation Menu (Left):**

- About UP
- Management & governance
- Community Engagement
- Research
- Faculties
- Programmes & courses
- Fees & finance
- Services & administration
- Student Affairs
- Campuses
- Information for new students
- TuksSport
- hpc
- Arts & Culture
- Centenary
- UP News & Events
- Quality Unit
- Campus enterprises

**Site links (Left):**

- Faculties: Select One
- Departments: Select One
- Units & Centres: Select One

**News Section:**

### Welcome to the University of Pretoria

Important information on closing dates : All undergraduate and some post-graduate applications have officially closed for 2008. For more information on application deadlines, [click here](#)

### News

**Weaving exhibition - 24/10/2008**  
For all art lovers and appreciators, there is a special event coming up at the Anton Van Wouwhuis Museum. [\[Read More\]](#)

**UP honours senior minister of Singapore - 22/10/2008**  
The University of Pretoria conferred an honorary doctorate degree to the Honourable Goh Chok Tong — Senior Minister of the Republic of Singapore on Saturday, 18 October 2008. The degree was conferred in Auditorium of the Yong Siew Toh Conservatory of Music of the National University of Singapore by the Vice-Chancellor and Principal of the University of Pretoria Professor Calie Pistorius.

**Download or listen to Amanda Strydom singing La Vie en Rose.**  
[Click here or on image below](#)

**Click on the image below for a special video of a rare art project**

**More information for ...**

- Prospective Students
- Current Students
- Prospective Postgraduate Students
- Alumni
- International Students
- Staff
- Parents

**Your quick links to ...**

- Academic Programmes
- Apply for admission
- Campuses
- Research
- Library
- BlogUP
- WikiUP
- CE at UP
- BE at UP
- Support Services
- Student Accommodation
- Integrated student support
- Calendar
- Student Affairs
- Credit Card Payments
- Jobs@UP
- Maps & Directions
- UP News & Events
- Centenary



# Web 2.0 Roadshow

Windows Internet Explorer

http://wiki.up.ac.za/index.php?title=Main\_Page

File Edit View Favorites Tools Help

Log in / create account

article discussion view source history

## Main Page

### About WikiUP

WikiUP creates a platform for you to explore and have fun! This is home to everything related to the University of Pretoria - read, edit and partake in discussions.

The obvious advantage of wikis is that there is no restriction on what is posted. WikiUP functions on exactly the same principle than Wikipedia does. Users who have logged in are free to edit content and create new pages as they wish. We would like to get as many pages on the WikiUP as possible - contact Anneke Bothma (anneke.bothma@up.ac.za) or Christelle Steyn (christelle.steyn@up.ac.za) if you would like to get involved!

Get WikiUP with it!!!

**Visit these pages:**

- [Aidslinks publications and projects](#)
- [INL 340](#)
- [Centre for Human Rights](#)

This page was last modified 15:33, 6 October 2008. This page has been accessed 5,016 times. [Privacy policy](#) [About WikiUP](#) [Disclaimers](#)

Powered By MediaWiki

# Web 2.0 Roadshow

The screenshot shows a Windows Internet Explorer browser window with the title "Log in / create account - WikiUP". The address bar contains the URL "http://wiki.up.ac.za/index.php?title=Special:Userlogin&returnto=Main\_Page". The browser's menu bar includes "File", "Edit", "View", "Favorites", "Tools", and "Help". The toolbar shows various icons for navigation and utility. The main content area displays the "Log in / create account" page, which includes a "special" tab, a "Log in" section with a "Create an account" link, and a "Log in" form with fields for "Username:" and "Password:", a "Remember my login on this computer" checkbox, and "Log in" and "E-mail password" buttons. A speech bubble with the text "Step 2: Create an account" points to the "Create an account" link. The page also features a navigation menu on the left with links to "Main Page", "Community portal", "Current events", "Recent changes", "Random page", "Help", and "Donations". A search box is located below the navigation menu. The footer contains links for "Privacy policy", "About WikiUP", and "Disclaimers", along with a "Powered By MediaWiki" logo.

Log in / create account - WikiUP - Windows Internet Explorer

http://wiki.up.ac.za/index.php?title=Special:Userlogin&returnto=Main\_Page

File Edit View Favorites Tools Help

http://www.library.up.ac.za/... W Strategy map - Wikipedia, th... W Editing Merensky Library, Uni... Log in / create account - ... X

196.2.119.111 talk for this ip log in / create account

special

Log in / create account

Step 2: Create an account

Log in

Don't have a login? [Create an account](#).

You must have cookies enabled to log in to WikiUP.

Username:

Password:

Remember my login on this computer

Log in E-mail password

navigation

- Main Page
- Community portal
- Current events
- Recent changes
- Random page
- Help
- Donations

search

Go Search

toolbox

- Upload file
- Special pages

Privacy policy About WikiUP Disclaimers

Powered By MediaWiki

# Web 2.0 Roadshow

Log in / create account - WikiUP - Windows Internet Explorer

http://wiki.up.ac.za/index.php?title=Special:Userlogin&type=signup&returnto=Main\_Page

File Edit View Favorites Tools Help

http://www.library.up.ac.za/... Strategy map - Wikipedia, th... Editing Merensky Library, Uni... Log in / create account - ...

196.2.119.111 talk for this ip log in / create account

special

## Log in / create account

### Create account

Already have an account? [Log in](#).

Username:

Password:

Retype password:

E-mail:

E-mail address is optional, but it enables others to contact you through your user or user\_talk page without needing to reveal your identity.

Real name:

Real name is optional and if you choose to provide it this will be used for giving you attribution for your work.

Remember my login on this computer

navigation

- Main Page
- Community portal
- Current events
- Recent changes
- Random page
- Help
- Donations

search

toolbox

- Upload file
- Special pages

Privacy policy About WikiUP Disclaimers

Powered By  
MediaWiki

# Web 2.0 Roadshow

Windows Internet Explorer

http://wiki.up.ac.za/index.php?title=Special:Userlogin&action=submitlogin&type=login&returnto=Main\_Page

File Edit View Favorites Tools Help

http://www.library.up.ac.za/... Strategy map - Wikipedia, th... Editing Merensky Library, Uni... Login successful - WikiUP

Ina.smith my talk my preferences my watchlist my contributions log out

special

## Login successful

You are now logged in to WikiUP as "Ina.smith".

[Return to Main Page.](#)

navigation

- Main Page
- Community portal
- Current events
- Recent changes
- Random page
- Help
- Donations

search

Go Search

toolbox

- Upload file
- Special pages

Privacy policy About WikiUP Disclaimers

Powered By MediaWiki

# Web 2.0 Roadshow

Step 5: If there is not already a wiki that has been created with that title, click on “create this page”

The screenshot shows a Windows Internet Explorer browser window displaying the search results for 'Institutional Repository Toolbox' on the WikiUP website. The browser's address bar shows the URL: <http://wiki.up.ac.za/index.php?search=Institutional+Repository+Toolbox&go=Go>. The page header includes the University of Pretoria logo and navigation links like 'my talk', 'my preferences', etc. The search results section indicates that no page titled 'Institutional Repository Toolbox' exists and offers a 'create this page' link. Below this, there are search results for 'OpenUP' and other related terms. A search box at the bottom left contains the text 'Institutional Repository' and a 'Go' button. A 'toolbox' section is visible on the left side of the page.

Step 4: Conduct a search for the wiki you want to create. Enter search terms exactly as you would like your wiki page title to display.

# Web 2.0 Roadshow

Editing Institutional Repository Toolbox - WikiUP - Windows Internet Explorer

http://wiki.up.ac.za/index.php?title=Institutional\_Repository\_Toolbox&action=edit

File Edit View Favorites Tools Help

http://www.library.up.ac.za/... Strategy map - Wikipedia, th... Editing Merensky Library, Uni... Editing Institutional Repo...

Ina.smith my talk my preferences my watchlist my contributions log out

article discussion edit watch

Editing Institutional Repository Toolbox

You've followed a link to a page that doesn't exist yet. To create the page, you can use the browser's back button.

Wikikitext

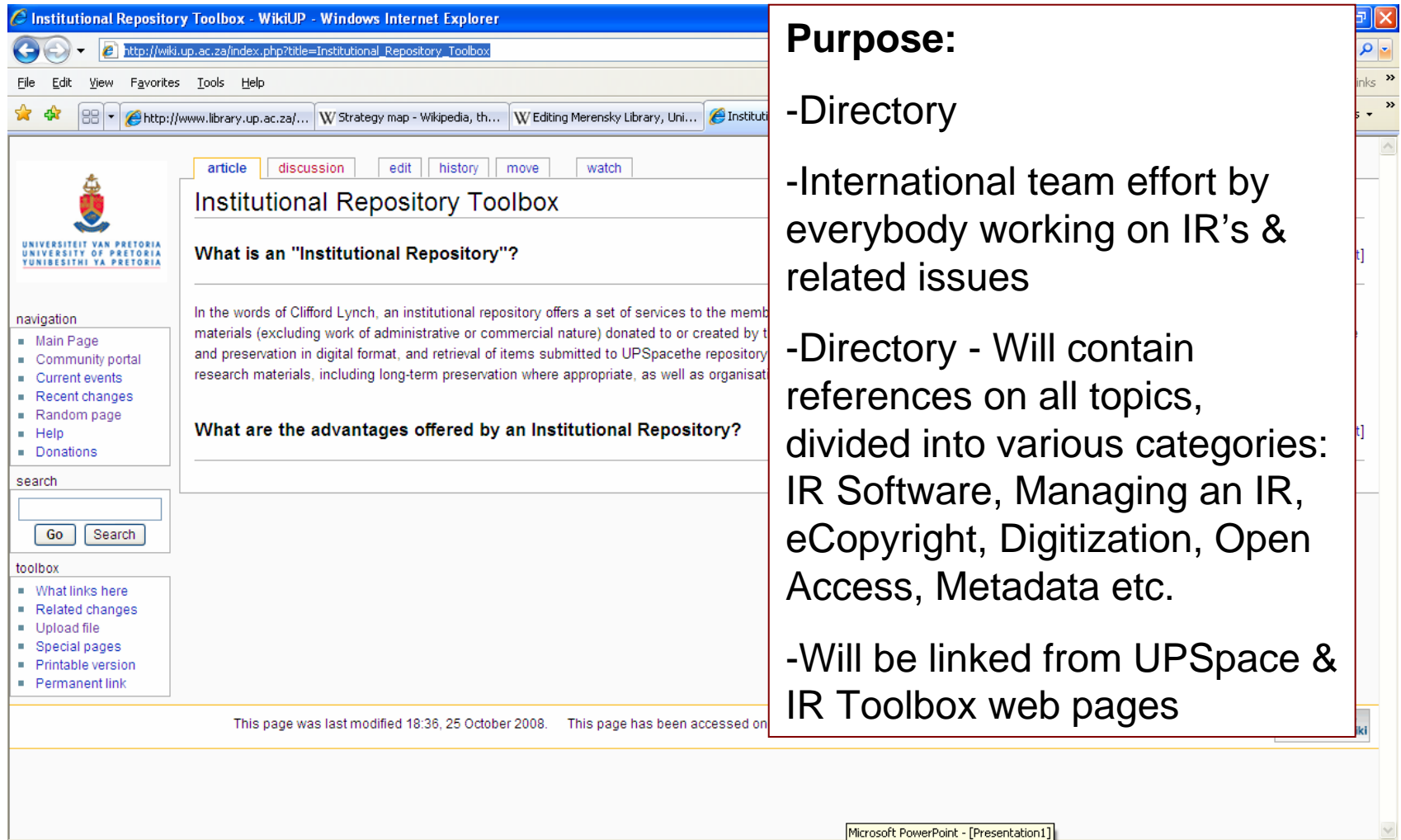
Format Normal **B** *I* U ABC x<sub>2</sub> x<sup>2</sup>

Remember to **Save** page.

Please note that all contributions to WikiUP may be edited, altered, or removed by other contributors. If you would like to discuss a page before editing it, please use the discussion page. If you are editing a page and you are not sure if you should edit it, please do not edit it. If you are editing a page and you are not sure if you should edit it, please do not edit it. If you are editing a page and you are not sure if you should edit it, please do not edit it.

Microsoft PowerPoint - [Presentation1]

## [http://wiki.up.ac.za/index.php?title=Institutional Repository Toolbox](http://wiki.up.ac.za/index.php?title=Institutional_Repository_Toolbox)



**Purpose:**

- Directory
- International team effort by everybody working on IR's & related issues
- Directory - Will contain references on all topics, divided into various categories: IR Software, Managing an IR, eCopyright, Digitization, Open Access, Metadata etc.
- Will be linked from UPSpace & IR Toolbox web pages

This page was last modified 18:36, 25 October 2008. This page has been accessed on

Microsoft PowerPoint - [Presentation1]

## Thank you!

[ivy.segoe@up.ac.za](mailto:ivy.segoe@up.ac.za)

[ina.smith@up.ac.za](mailto:ina.smith@up.ac.za)

Look out for our 60 minute workshop on creating a  
wiki!