

Text-line Extraction from Handwritten Document Images using GAN

Soumyadeep Kundu ¹, Sayantan Paul ¹, Suman Kumar Bera ^{1*}, Ajith Abraham ^{2,3} and Ram Sarkar ¹

¹Computer Science and Engineering Department, Jadavpur University, Kolkata, India

² Department of Computer Science, University of Pretoria, South Africa

³ Machine Intelligence Research Labs (MIR Labs) Auburn, Washington 98071, USA

Abstract: *Text-line extraction (TLE) from unconstrained handwritten document images is still considered an open research problem. Literature survey reveals that use of various rule-based method is commonplace in this regard. But these methods mostly fail when the document images have touching and/or multi-skewed text lines or overlapping words/characters and non-uniform inter-line space. To encounter this problem, in this paper, we have used a deep learning-based method. In doing so, we have, for the first time in the literature, applied Generative Adversarial Networks (GANs) where we have considered TLE as image-to-image translation task. We have used U-Net architecture for the Generator and Patch GAN architecture for the discriminator with different combination of loss functions namely GAN loss, L1 loss and L2 loss. Evaluation is done on two datasets; handwritten Chinese text dataset HIT-MW and ICDAR 2013 Handwritten Segmentation Contest dataset. After exhaustive experimentations, it has been observed that U-Net architecture with combination of said three losses not only produces an impressive result but also outperforms some state-of-the-art methods.*

Keywords: GAN, Deep Learning, Text-line extraction, Handwritten documents, HIT-MW dataset, ICDAR dataset

1. Introduction

We live in such an electronic era where the development of information technology is really omnipresent in day-to-day life. The rapid growth of electronic media thus emphasizes the digital transcript of paper documents. There is an abundance of ethos in the form of old manuscripts, texts and books that provide a lot of information over the years. Such documents become unusable while searching an information among thousands of documents. Thus, a necessity arises to store the paper documents in machine editable format for the purpose of better storage and quick information retrieval. The performance of a document analysis and recognition (DAR) system depends on a series of stages like text non-text separation (Bhowmik et al., 2018), text-line or word extraction (Shi, & Govindaraju, 2004; Malakar et al., 2012) and their skew and slant correction (Bera et al., 2017; Kar et al., 2019), character and/or word recognition (Das et al., 2016) etc. This type of pre-processing becomes more challenging for free-style handwritten documents in comparison with printed documents. In this work, we focus only on TLE from unconstrained handwritten document images. Text-line extraction (TLE) is thus an important part of the document image processing and is used in the text conversion process to identify lines of text for

subsequent processing. Therefore, a large number of approaches to TLE have been published in the literature over the last few decades but most of them suffer from the inward structure of the documents pages which includes mainly the skewedness of text-lines, uneven inter line space and word gaps and irregular paragraph starting.

As the TLE in free-style environment is a challenging task, and hence many researchers have put their best effort to come up with some good solutions to this problem since decades. It has been seen that the conventional approaches like Hough transform, projection profile, component grouping are not adequate for all types of documents due to the simplicity of these methods. The current trend in this regard, thus focuses on the learning-based methods. The learning-based methods generally use Artificial Intelligence (AI) in order to learn the significant features from a given dataset. Deep learning discovers a rich feature set through hierarchical models that actually learn probability distribution from the data encountered in particular applications. Applying a deep learning-based approach for TLE thus allows the model to learn the required features of its own, and with this we would intend to explore the task of TLE in a whole new perspective previously undiscovered. In this context, we use Generative Adversarial Network (GAN) (Goodfellow et al., 2014) to visualize the problem of TLE in a different dimension, i.e. as a generative modelling problem. We frame TLE as an image-to-image translation task, where the model can impose the text-line separators in an input handwritten document to produce the desired output.

Multiple problems in image processing, computer vision and computer graphics have been about translating an input image into a corresponding output image using various transformations that include images, speech signals, or text data. In the recent past, deep discriminative models (Krizhevsky, Sutskever, & Hinton, 2012) are formed that mainly focused on supervised learning and mapped a feature-rich, sensory input to a class label. These are mainly based on the back-propagation algorithm that propagates information through the hidden layers, using piecewise linear units, and generally have a well-behaved gradient. Deep generative models have much less prominence, as it encounters severe problems of approximating many incomprehensible probabilistic computations that are generally found in maximum likelihood and similar strategies, where leveraging the linear units to fit into a generative context is extremely difficult.

GAN is now considered as one of the predominant models to learn generative model from complex real-world data. GANs generally use a generator to synthesize some semantically meaningful data matrices from some random signal distributions, and a discriminator to separate between the real and fake distributions. The generator is pitted against the adversary, the discriminator where each tries to out-do each another, and thus the generator model improves enough to mimic indistinguishable real data sample and the discriminator develops a keen eye on segregating the data generated by the generator and the real data samples. Generally, the training procedure continues till the generator wins the adversarial game, i.e. the discriminator is completely outperformed and has to make random guesses whether an image is real or fake. GAN has been successfully applied in many fields as image editing (Isola, Zhu, Zhou, & Efros, 2017; Wang, Wang, Xu, & Tao, 2017) , image generation (X. Chen et al., 2016; Nguyen, Clune, Bengio, Dosovitskiy, & Yosinski, 2017), video prediction (Liang, Lee, Dai, & Xing, 2017) and multiple other tasks. The key contributions of the work can be summarized as:

- i. GAN based architecture is used for the first time to extract the text lines from unconstrained handwritten document images.
- ii. Two architectures of the generator namely U-Net and Encoder-Decoder, and PatchGAN architecture for the discriminator have been explored.
- iii. Superiority of U-Net architecture over Encoder-Decoder framework has been shown.
- iv. Effect of three different kinds of loss functions - GAN loss, L1 loss and L2 loss have been tested. Also a suitable merger of the 3 losses have been shown which outperforms some state-of-the-art methods.
- v. Impressive outcomes are observed when the models have been evaluated on two standard datasets, called HIT-MW and ICDAR 2013 handwritten segmentation contest dataset.

The rest of the paper is organized as follows: The following section briefly describes the existing methods related to TLE, whereas Section 3 gives the overview of GANs and its variants. Section 4 presents the proposed methodology, followed by experimental results and discussion in Section 5. Finally, we conclude the paper in Section 6, where we also mention the future scope.

2. Related Works

Till date, a lot of works have been proposed in the literature for TLE. In this section, we look at the brief history of TLE methods. The existing TLE methods can be broadly classified into a few categories - Hough transform based methods, projection profile based methods, smearing based methods, grouping based methods and learning based methods.

Hough transformation based methods are very powerful techniques to hypothesize the text-lines (horizontal or skewed) where most of the pixels are located in a document page. But the problem with this method is that, it is very time consuming when we deal with large set of inputs. The subsequent researches in this regard are thus focused on choosing the most relevant points for the voting procedure of Hough transform. Likforman et al. (L. Likforman-Sulem, Hanimyan, & Faure, 1995) have used a hypothesis-validation strategy in an iterative way till the end of extractions where a text-line is imagined first depending on the best alignment of connected components (CCs) in the Hough domain and then its validation is tested using the contextual information in image domain. A *natural learning algorithm* based on the Hough transform is exploited to extract handwritten text-lines by Pu et al. (Pu, Shi, & others, 1998), where the Hough domain depends on the minima points of the CCs. Louloudis et.al (Louloudis, Gatos, Pratikakis, & Halatsis, 2006) have used a block-based Hough transform technique where the CC space is split into three subsets and each of the CCs is split into equal width and subsequently their Center Of Gravity (COG) helps in voting for Hough domain.

Vertical projection profile is considered as the most easy way (Shafait, Keysers, & Breuel, 2008; Shapiro, Gluhchev, & Sgurev, 1993) to extract text-lines from a document page with horizontal lines each having sufficient words. But it cannot achieve satisfactory results for multi-skewed and overlapping text-lines. To get the more smoothen vertical profile curve, several algorithms are designed by using different

approaches like number of text pixels, black-white transitions (Marti & Bunke, 2001) or CCs. Manmatha et al. (Manmatha, R and Srimal, 1999) have used Gaussian filter to smooth the curve by eliminating the local maxima. In (Wong, Casey, & Wahl, 1982), the authors have partitioned the page into vertical column strips so that the curved lines break up into nearly straight lines, and then they have used vertical projection profile analysis. One of the major parameters for this process is the width of partitioning.

Run-length smoothing algorithm (RLSA) (Wong et al., 1982) is nothing but a smearing algorithm that actually fills up the blank space horizontally between two consecutive black (text) based on a certain threshold. Fuzzy RLSA proposed in (Shi & Govindaraju, 2004) is an extension of RLSA, where each entry in fuzzy run length matrix corresponds to the maximal extend of the background along the horizontal direction. DUTH-ARLSA proposed in (Gatos, Antonacopoulos, & Stamatopoulos, 2007) is based on an adaptive RLSA (ARLSA) that sets an additional smoothing constraint with respect to the geometrical properties of neighboring CCs. Malakar et al. (Malakar, Halder, Sarkar, Das, Basu, & Nasipuri, 2012) has used the concept of spiral RLSA to detect the text lines in complex documents. Though the above-mentioned smearing based algorithms provide good results in most of the cases, but it fails in case of skewed text-lines.

In bottom up grouping strategy, the primitive components are clustered based on the positional relationship in order to achieve text-line alignments. In case of touching text-lines, choosing neighbors and factual alignment of each component is a critical issue. Some of these issues are taken care in (Laurence Likforman-Sulem & Faure, 1994) by applying a perceptual grouping scheme in an iterative way. Koo et al. (Koo & Cho, 2012) have considered it as a grouping problem of CCs and developed a cost function to minimize the fitting error of each text-line and the distances between two text-lines to extract the text-lines from handwritten Chinese documents. This method fails while handling Indic script documents containing text in cursive nature. In (Ryu, Koo, & Cho, 2014), the authors have modified the method, but still it suffers from the merge of very close neighboring text-lines or a text-line with few number of components. In spite of the various challenges, some novel advancements (Du, Pan, & Bui, 2009),(Li, Zheng, Doermann, & Jaeger, 2008),(Y.-L. Chen, Hong, & Chuang, 2012) have provided impressive results for multi-script documents, even in noisy environments but the computational complexity of the methods remains high. Jamuna et al. (Jamuna & Haribabu, 2015) developed the energy minimization framework to group the CCs where they have used two classifiers; one for text pixels and another one for non-text pixels. Basu et al. (Basu, Chaudhuri, Kundu, Nasipuri, & Basu, 2007) have used the hypothetical water flows, from both left and right sides of the image frame where the stripes of un-wetted areas identifies the text lines. This is extended in piece-wise Water-flow technique by Sarkar et al, 2009.

The above-mentioned techniques are mostly rule based methods where they suffer from the inward structure of the documents pages. This includes mainly the skewedness of text-lines, uneven inter line space and word gaps and irregular paragraph starting. Recently, the trend is shifting towards using learning based methods. In (Renton, Chatelain, Adam, Kermorvant, & Paquet, 2018), authors have proposed a method to segment text-lines based on an X-height labelling to provide representation of the text-lines and a Fully Convolutional Network (FCN) which is designed using the concept of dilated convolutions.

Observing the advantages of learning based methods for different image processing work, in this paper, we attempt to apply a deep learning based method to solve the problem of TLE from handwritten document images. For this we have used GAN based architectures - U-Net architecture for generator and Patch GAN architecture for discriminator. We have also used a combination of three different losses, namely GAN loss, L1 loss and L2 loss.

The proposed text-line extraction method can be a useful application towards betterment of a generalized DAR system in many ways. Some of the important applications are briefly mentioned hereafter. In developing a comprehensive OCR system which can be applicable even if the input image is noisy, skewed, degraded and moreover for a multi-language environment. Our TLE method may also be a crucial part for the subsequent stages in a DAR system like de-warping, perspective distortion correction, word recognition, word spotting, script recognition and in general, recognition and indexing. In addition to these, it can be applied for any complex documents in free style environment like touching texts and overlapping texts or in case of sparse documents. Most importantly it can be useful for those complex images where the general rule based methods may fail to extract the text-lines.

3. GAN and its variants

In this section, we look at the basic GAN and its variants that are dedicated to removing training instability and improving the generative performance of the model. GAN provides an outstanding framework for learning generative models, which encapsulates probability distribution over predetermined real-world data. Model is easily trained by updating the generator and discriminator sub-networks using backpropagation algorithm which also results in better outcome in various generative tasks compared to other models.

In the GAN architecture, we have a generator G and discriminator D , which are trained in an adversarial manner as the generator is trained to generate realistic images from noise input z , and the discriminator is to differentiate between the real images x and those produced by the generator $G(x)$. Using the feedback from the D , generator and discriminator losses are calculated and G learns to replicate real valued data. GAN, first proposed in (Goodfellow et al., 2014), is basically a 2-player minimax game between G and D . G and D (use equation editor consistently) are two neural networks competing against each other in order to improve itself and the solution is a Nash Equilibrium.

Given some random noise, the data are assumed to be generated by a deterministic function of that noise. We can represent the generative process as $z \sim p_g(z)$, $X \sim G(z)$, where z is some random noisy sample, and $p_g(z)$ denotes the distribution of z . G is actually a neural network which takes the sample z as input and produces data X . GANs are motivated to use likelihood free algorithms (Marin, Pudlo, Robert, & Ryder, 2012), methods which assume that one can only sample from the model. Likelihood-free algorithms are based on the idea of learning from comparison (Gretton, Borgwardt, Rasch, Schölkopf, & Smola, 2012; Rubin, 1984), by analyzing differences between the generated samples from the model and those from the true data distribution, i.e. real-world samples. D is used to distinguish between the generated sample $G(z) \sim p_g(G(z))$ and the true data sample $x \sim p_{data}(x)$. So, D takes data x as input (either generated samples from the model or data points from the dataset), and it calculates the probability

that \mathbf{x} came from the true data. The minimax objective, i.e. the value function as described in (Goodfellow et al., 2014) is mentioned in Eq. 1.

$$\min_G \max_D \mathbb{E}_{x \sim p_{data}} [\log D(x)] + \mathbb{E}_{z \sim p_z} [\log(1 - D(G(z)))] \quad (1)$$

This optimization problem is bi-level; it requires a minima solution with respect to generative parameters and a maxima solution with respect to discriminative parameters. This is addressed by alternatively optimizing the generator and the discriminator. The corresponding optimization goal for the discriminator and the generator are given in equations (2) and (3) respectively.

$$\max_D \mathbb{E}_{x \sim p_{data}} [\log D(x)] + \mathbb{E}_{z \sim p_z} [\log(1 - D(G(z)))] \quad (2)$$

$$\min_G \mathbb{E}_{z \sim p_z} [\log(1 - D(G(z)))] \quad (3)$$

When GAN was introduced in (Goodfellow, 2016), training the generator was equivalent to minimizing the Jensen-Shannon divergence between the generated distribution and the real data distribution. But it easily resulted in a vanishing gradient problem. As, optimizing the minimax problem was difficult and often unstable, the non-saturating heuristic objective function was introduced in (Goodfellow et al., 2014) (i.e. ‘ $-\log D$ ’ mechanism) to replace the minimax objective function that was previously used to penalize the generator. In (Salimans et al., 2016), authors have introduced network architectures (DCGAN) and proposed different heuristic tricks as virtual batch normalization, one side smoothing, feature matching, etc. to improve training accuracy. Least squares GAN (Mao et al., 2016) has improved training accuracy by deploying different kinds of training accuracies which partly increased training stability but still required a great deal of hyper parameter optimization.

DCGAN (Radford, Metz, & Chintala, 2015) is one of most successful network designs that was implemented based on GAN, and this architecture is base for many recent architectures. The DCGAN architecture consists of convolutional layers only and uses convolutional strides for down sampling and also transposes convolution in up sampling. Conditional GAN (cGAN) which was introduced (Mirza & Osindero, 2014), was to act like a conditional model, as both the generator and discriminator networks are conditioned on some information y . For the generator, y is combined with $p_z(z)$ to form hidden representations with some added flexibilities, while in discriminator, it is directly fed along with the input x . The resulting objective function of the minimax game as given in (Mirza & Osindero, 2014) is shown in Equation (4).

$$\min_G \max_D V(D, G) = \mathbb{E}_{x \sim p_{data}} [\log D(x|y)] + \mathbb{E}_{x \sim p_z} [\log(1 - D(G(z|y)))] \quad (4)$$

Pix2Pix was first developed by Isola et al. (Isola et al., 2017) for image-to-image translation for paired images, whose model was based on cGAN, to learn the mapping between an input image and an output image. Image-to-image translation is transforming an image from one domain to an image in other domain, like black-and-white images to color images, aerial to map, edges to photo, day scene to night scene, etc.

This image-to-image translation is adopted in this paper to perform TLE from handwritten documents. The qualities of the input images, i.e. the handwritten documents are captured de facto, like CCs and vertical projection by the proposed model and an output image with separator lines is produced as the generated output. The model self-learns important factors of text-lines such as inter-line distance, handwriting patterns, continuity of text, and the paragraph separations. The ultimate goal here is to make use of the generative prowess of the GAN architecture and use it to perform a script independent TLE method that can work on any handwritten documents.

4. Proposed Method

Acknowledging the dominance of deep learning based models in the field of computer vision, here we explore GAN based models to extract text-lines from handwritten document images. In this paper, the problem of TLE is visualized as an image-to-image translation task. Figure 1 represents both the input image and its corresponding target image. Process of generating target image is described in section 4.1. The task of TLE is described herewith as an image-to-image translation task where the model needs to learn the mapping of the red separator lines in the output image, given an input image. A red separator line separates two text-lines from one another accurately. The GAN architecture used for the present work is shown in Figure 2.

上文中的两张表格已经清楚地说明,意大利队从来没有到这一步,无论按照新旧哪种赛规,都是注定无法出线的。多年收看意甲联赛转播的球员对于这支令人心灰的球队被拒于13强之外,实在难以接受。然而,意甲是意甲,国家队是国家队,不可混为一谈。得到诸多球星助力的德甲联赛的德甲联赛,长盛不衰。可是,由各俱乐部中本土球星按照主教练特拉帕托尼思路组成的意大利国家队,从队到战术设计,并非意甲联赛精英之集大成。欧锦赛初战时做假对手,完全没有想到会有生死战在后。与黑加利亚队一战,全场25次射门,才以一球勉强得。这哪里是强者所具有的身手和风范?

(a)

上文中的两张表格已经清楚地说明,意大利队从来没有到这一步,无论按照新旧哪种赛规,都是注定无法出线的。多年收看意甲联赛转播的球员对于这支令人心灰的球队被拒于13强之外,实在难以接受。然而,意甲是意甲,国家队是国家队,不可混为一谈。得到诸多球星助力的德甲联赛的德甲联赛,长盛不衰。可是,由各俱乐部中本土球星按照主教练特拉帕托尼思路组成的意大利国家队,从队到战术设计,并非意甲联赛精英之集大成。欧锦赛初战时做假对手,完全没有想到会有生死战在后。与黑加利亚队一战,全场25次射门,才以一球勉强得。这哪里是强者所具有的身手和风范?

(b)

Figure 1: (a) Input image, and (b) corresponding output image

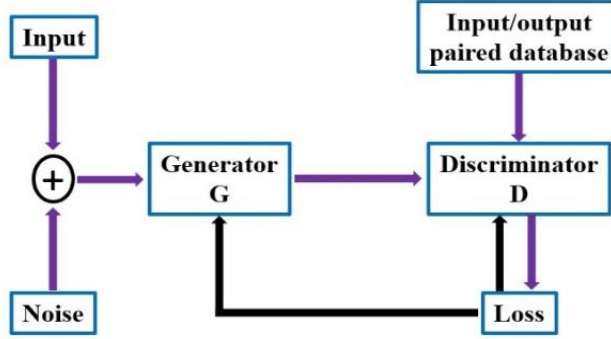


Figure 2: Basic GAN architecture

4.1. Architectures used

Our model is inspired from the Pix2Pix model for paired image-to-image translation (Isola et al., 2017). The Pix2Pix model is based on cGAN (Mirza & Osindero, 2014). It contains two networks – the generator and the discriminator. Theoretically, in the said paper, translation is stated between two domains of images if they maintain the similar structure. Here, the input and output images have exactly the same structure with the addition of the separator lines. L1 loss along with the normal GAN losses are considered in the Pix2Pix model in (Isola et al., 2017), where, L1 loss prevents GAN from producing completely new results, as the output image is related with the input image, while, the GAN loss accounts for accurate, non-blurry translation of the image.

$$L_{L1}(G) = E_{x,y,z}[\|y - G(x,z)\|_1] \quad (5)$$

In this paper, we have explored the Encoder-Decoder architecture and the U-Net architecture, as an improvement over the former architecture, for the generator. In the Encoder-Decoder architecture, the generator takes an input and tries to reduce it with a series of encoders, which encode into a smaller representation and the decode layers reverse the action of the encoder layers, to get the output. The encode layers contain convolution layers, whereas the decode layers contain deconvolution layers. The U-Net is an Encoder-Decoder architecture with skip connections. The outputs from the encoder are concatenated with their mirrored counterparts in the decoder. These skip connections when included, prevent network to be bottlenecked. The skip connections also give the network an option of bypassing the encoding/decoding part decisively.

The discriminator architecture is a Deep CNN (DCNN) network applying the concept of PatchGAN, i.e. the scores of the Discriminator is calculated in patches of the output image and an average of the scores is considered as the final output. This ensures the image has a higher and uniform resolution. The generator architectures are shown in Figure 3 and Figure 4, and the discriminator architecture is shown in Figure 5.

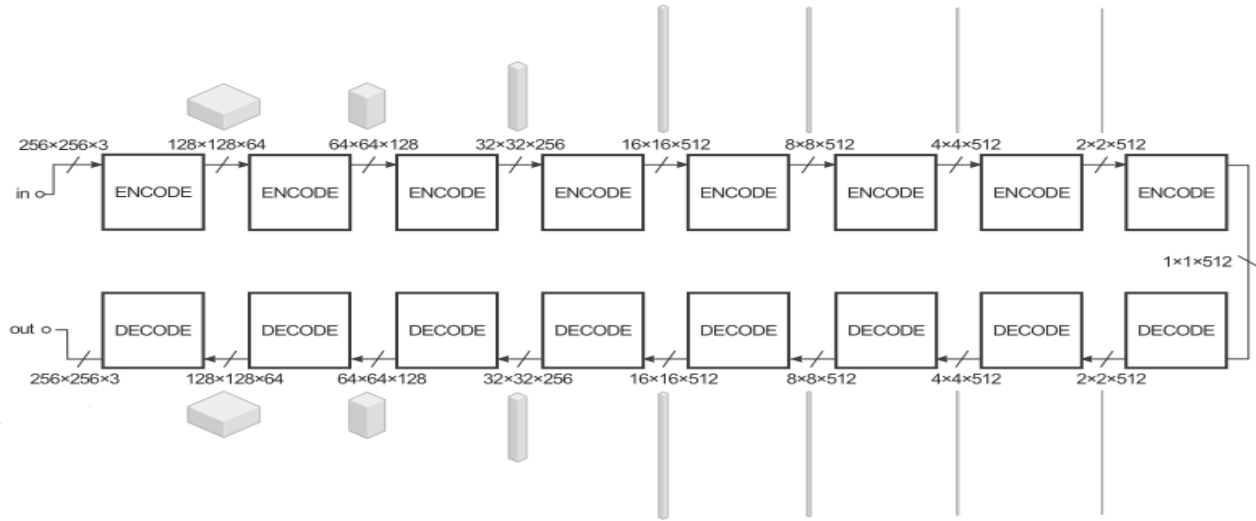


Figure 3: Overview of the Encoder-Decoder framework

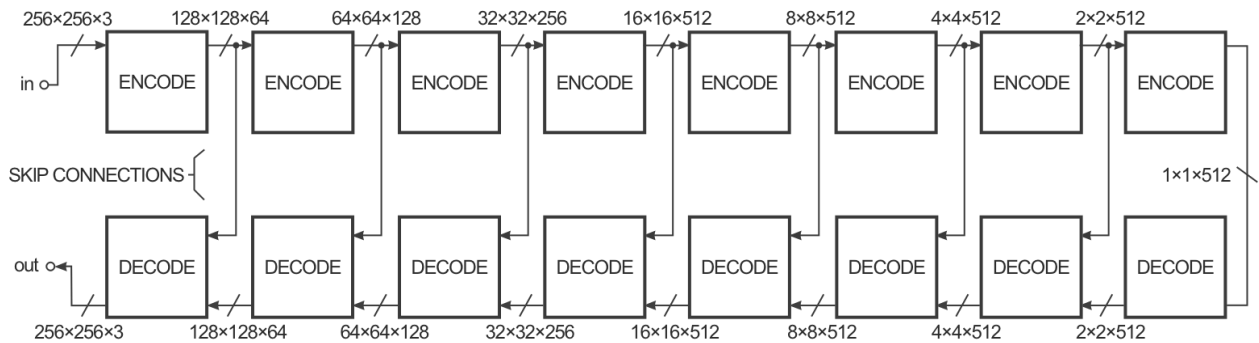


Figure 4: Overview of the U-Net architecture (Encoder-Decoder architecture with skip connections)

As shown in Figure 3, the Encoder-Decoder architecture takes an input image of size $256 \times 256 \times 3$. The value 3 resembles the three-color channels of an image i.e. red, green and blue. After a series of encode layers (convolution, batch normalization, ReLU), the model gives a representation of the image in the form of a vector of size $1 \times 1 \times 512$. This vector is fed into the decoder framework which applies a series of decode layers (deconvolution, batch normalization, ReLU), and finally the decoder framework outputs a generated image of the same size as that of the input image i.e. $256 \times 256 \times 3$. Also, the first and the last layers in the Encoder-Decoder framework do not have the batch normalization, and dropout (Srivastava, Hinton, Krizhevsky, Sutskever, & Salakhutdinov, 2014) has been used in the middle layers in both the encoder and decoder frameworks to prevent overfitting.

The U-Net architecture used in our model is shown in Figure 4. The skip connections connect the encode layers to the decode layers and are shown using arrows in Figure 4. It helps the proper flow of information across the bottleneck from the encoder to the decoder. Other details are same as that of the Encoder-Decoder architecture.

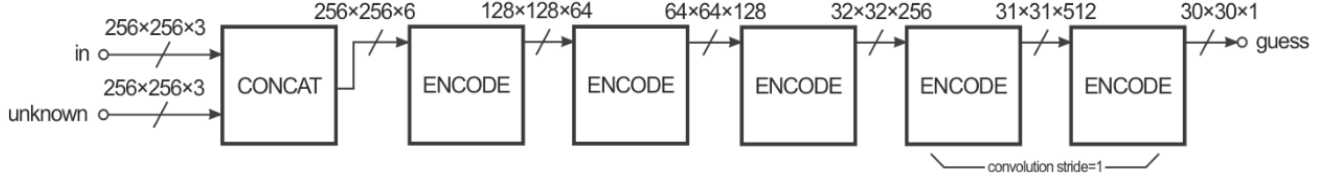


Figure 5: Architecture of the discriminator

The discriminator architecture shown in Figure 5 is actually a DCNN containing 5 encode layers, i.e. 5 convolution layers. The input to this architecture is an image (from the training set) and its corresponding generated image. These two images are concatenated and then fed to the series of encode layers which produce an output vector of size 30 x 30 x 1. This vector consists of 0's and 1's, which represent whether the corresponding patch is fake or real respectively. The average of all the values is considered to decide the overall image as real or fake as in PatchGAN.

4.2. Objective

The objective function of cGAN can be expressed as equation (6) where G tries to minimize the objective against an adversarial D that tries to maximize it.

$$L_{cGAN}(G, D) = E_{x,y}[\log D(x, y)] + E_{x,z}[\log(1 - D(x, G(x, z)))], \quad (6)$$

$$G^* = \arg \min_G \max_D L_{cGAN}(G, D). \quad (7)$$

Previous approaches have found it beneficial to mix the GAN losses with some traditional losses such as L1 loss (Isola et al., 2017). So, in this work, we apply L1 loss and L2 loss as two additional losses apart from cGAN losses. L1-norm is also known as least absolute deviations (LAD), least absolute errors (LAE). L1-norm minimizes the sum of the absolute differences between the target values and the estimated values. L2-norm is known as least squares, and it minimizes the sum of the square of the differences between the target values and the estimated values. The discriminator's task remains the same, whereas the generator's task is not only to outwit the discriminator but also to stay near the ground truth in L1 and L2 senses. The mathematical representations for L1 and L2 losses are shown in equation (8) and equation (9) respectively. The final objective function of the G can be represented as shown in equation (10).

$$L_{L1}(G) = E_{x,y,z}[\|y - G(x, z)\|_1] \quad (8)$$

$$L_{L2}(G) = E_{x,y,z}[\|y - G(x, z)\|_2] \quad (9)$$

$$G^* = \arg \min_G \max_D [(gan_{weight} * L_{cGAN}(G, D)) + (l_{weight} * (L_{L1}(G) + L_{L2}(G)))] \quad (10)$$

where, gan_{weight} and l_{weight} are the corresponding ratios in which the GAN losses and the normalization losses are considered.

5. Experimental Results and Discussion

This section presents the dataset description and the performance of our proposed method. The comparison with different state-of-the-art methods is also followed subsequently. We have experimented the GAN based architectures on several conditions.

5.1. Database and Ground-truth (GT) Preparation

Our proposed method has been tested on two benchmark datasets. First one is the recent handwritten segmentation contest ICDAR 2013 Handwritten Segmentation Contest dataset (Stamatopoulos, Gatos, Louloudis, Pal, & Alaei, 2013) and second one is the HIT-MW dataset (Su, Zhang, & Guan, 2007), prepared by Harbin Institute of Technology. The ICDAR 2013 dataset consists of 150 binary images written in English, Greek and Bangla languages where each language contributes equal number of pages. The HIT-MW is a handwritten Chinese text dataset that consists of 853 images containing Chinese handwritten documents, with 8664 text-lines. According to the database, the images are scanned at 300 dpi and were binarized using Otsu’s algorithm (Otsu, 2008) and saved as bmp images without any compression. As our deep learning based method requires paired images (e.g. original and GT image) for the training of proposed model, we have used a traditional method proposed by Saabni et al. (Saabni, Asi, & El-Sana, 2014) for generating the initial level line separators in a document page. The failure cases of this method due to the irregular starting points of text lines as well as uneven word gap, are handled manually. Such a failure case and its corresponding correction are shown in Figure 6. The red lines throughout the document page correspond the line separators between two consecutive text-lines.

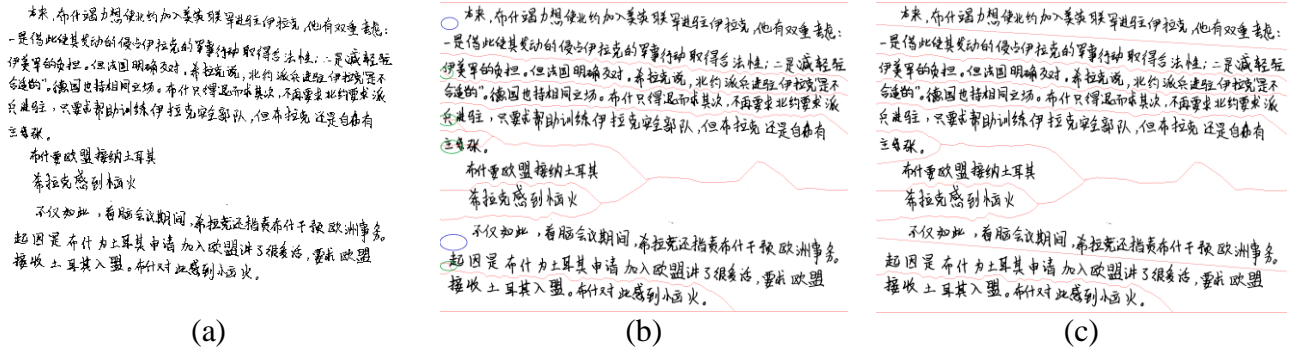


Figure 6: (a) Sample document page, (b) Text-lines are separated using the method (Saabni, Asi, & El-Sana, 2014); over and under segmentation cases are represented by green and purple ellipses respectively, (c) Accurately generated line separators after manually corrected error cases to prepare the corresponding GT image

5.2. Preparation of training and testing set

Our models are trained on Quadro M4000, with 16GB RAM and 8GB GPU memory. The models are implemented in Python and TensorFlow (Abadi et al., 2016) is used as the deep learning framework. We have trained the models considering a batch size of 1, learning rate of 0.002 using Adam optimizer with 0.5 momentum. In encode and decode layers, dropout has been used with 0.5 probability. The models have been trained for 200 epochs. We have used 3-fold cross validation scheme for each dataset to evaluate our proposed method. In case of HIT-MW dataset, a total of 568 handwritten document pages are

considered for training the model whereas for testing the model, we have taken 285 document pages. Similarly, for ICDAR2013 Handwritten Segmentation Contest dataset, a set of 100 and 50 document images (written in three different languages) are taken as the training set and test set respectively.

In our model, we have considered two hyper parameters – one for the weightage of the cGAN loss and another for the weightage of L1 or L2 loss, i.e. gan_weight and l_weight respectively. The performance of the system depends on these two parameters. We have conducted a few experiments by considering only L1 loss and cGAN loss as shown in Table I. Figure 7 displays the sample results of a particular image when evaluated with four combinations of different losses. It is noticed that the optimal ratio between the weightage of cGAN loss and L1 (or L2) loss is 1:100 and only L1 loss has given the same output as the input image. So, some weightage of cGAN loss is required. A ratio of 1:1 between cGAN weightage and L1 weightage has resulted in an image having various color formation in an anomalous way, and a ratio of 1:10 has given relatively less color formation, but the red marks could be seen to distinguish the text-lines in spite of the image being unclear due to various other colors.

Table I: Different criteria of L1 loss and cGAN loss

l_weight	gan_weight	Loss
100	0	Only L1 loss considered.
100	100	Both L1 loss and cGAN loss given equal importance.
100	10	L1 loss and cGAN losses considered in the ratio of 10:1
100	1	L1 loss and cGAN losses considered in the ratio of 100:1

本·拉登指责布什自从2001年9·11袭击以来，一直在掩
盖真相，欺瞒和误导美国民众。他说：“美国人民的安全
既不算握在民主党候选人克里手中，也不算握在现任总统
布什手中。”他说，美国要想避免遭受新的袭击，最
好的办法就是停止损害穆斯林的安全利益。


据报道，美国白宫发言人麦克莱伦30日说，在本·
拉登录像带出现后，布什总统下令美国国家安全班子采
取一切必要的措施进行防范。

Input image


本·拉登指责布什自从2001年9·11袭击以来，一直在掩
盖真相，欺瞒和误导美国民众。他说：“美国人民的安全
既不算握在民主党候选人克里手中，也不算握在现任总统
布什手中。”他说，美国要想避免遭受新的袭击，最
好的办法就是停止损害穆斯林的安全利益。

据报道，美国白宫发言人麦克莱伦30日说，在本·
拉登录像带出现后，布什总统下令美国国家安全班子采
取一切必要的措施进行防范。


l_weight




l_weight: gan_weight = 1:1



l_weight: gan_weight= 10:1



l_weight: gan_weight= 100:1

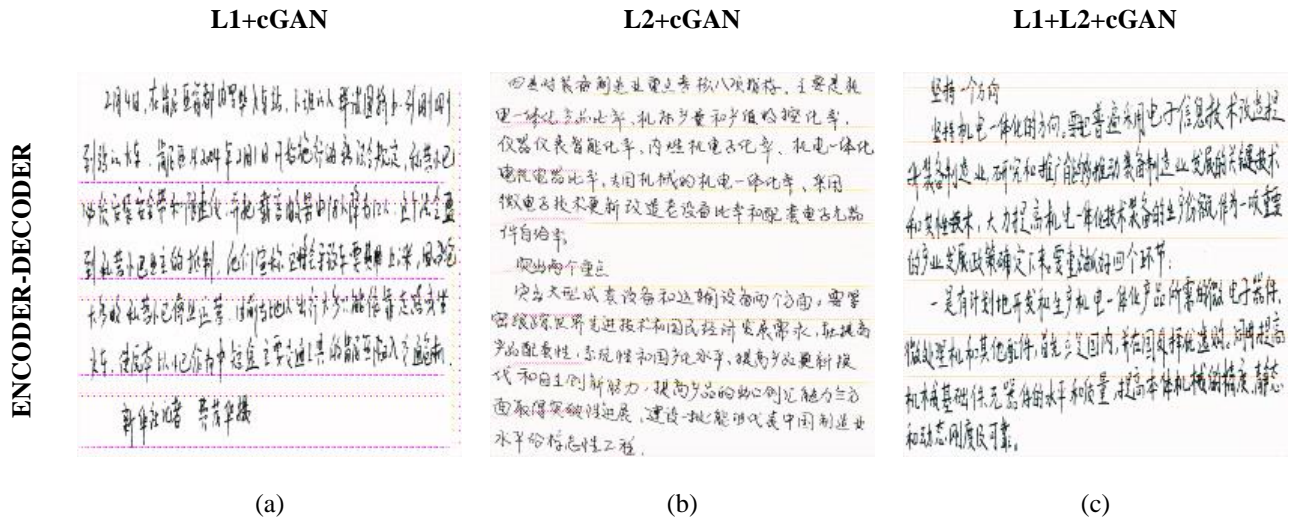


GT image

Figure 7: Resultant images by varying the hyper parameters for a sample image taken from HIT-MW dataset

5.3. Why U-Net architectures?

We have here implemented the Encoder-Decoder architecture against the U-Net architecture for comparison, and shown that U-Net architecture is an improvement over the Encoder-Decoder architecture. Some results are shown in Figure 8, which show the outputs of the Encoder-Decoder and the U-Net architectures when cGAN, L1 and L2 losses are considered.



2月4日,在肯尼亚首都内罗毕车站,小径的人群请国新办副团副
引到火车。肯尼亚从2004年2月1日开始施行铁路新规,铁路小巴
必须安装安全带和防撞仪,并把语言从英语换成斯瓦希里语。这引起
到社会小巴业主的抵制,他们宣称,这种铁路车要贵得多,而且危
险。铁路小巴业主说,目前当地出行大多只能依靠传统吉普车。
肯尼亚记者 蔡若华撰

(d)

四是装备制造行业重点考核八项指标,主要是机
电一体化产品比率,机床产量和产值增长率,
仪器仪表智能化率,内燃机电子化率,机电一体化
电机电器比率,通用机械的机电一体化率,采用
微电子技术更新改造老设备比率和配套电子元器件
自给率。
突出两个重点。
突出大型成套设备和运输设备两个方面,要学
习借鉴世界先进技术和国民经济发展需求,提高
产品的配套性、系统性和国产化水平,提高产品更新换
代和自主创新能力,提高产品的物创能力。三个方
面取得突破性进展,建设一批能够代表中国制造业
水平标志性工程。

(e)

坚持一个方向
坚持机电一体化方向,要把普遍应用电子信息技术改造提
升装备制造业研究和推广能够推动装备制造业发展的关键技术
和共性技术,大力提高机电一体化技术装备的生产效率。作为一
项重要的产业发展政策确定下来,要重点做好四个环节:
一是有计划地开发和生产机电一体化产品所需的微电子器件,
微型电机和其他附件,首先是国内,并在国内择优采购。同时提高
机械基础件、元器件的水平,提高本体机械的精度、静态
和动态刚度及可靠。

(f)

Figure 8: Results of Encoder-Decoder and U-Net architectures for three sample images and different losses. (a-c) Results of Encoder-Decoder architecture, and (d-f) Results of U-Net architecture.

It is noticed in Figure 8 that the Encoder-Decoder architecture does not work well for the task of TLE. Using Encoder-Decoder architecture, the L1+cGAN model seems to diverge as it produces exactly straight lines in a similar pattern. The L2+cGAN model is not able to get the exact mapping between the images; it also produces straight lines, but still the straight lines are dependent on the white spaces in the image. For the L1+L2+cGAN model, the representation is better than the previous two loss functions but still the model could not learn the mapping accurately. In U-Net architecture, skip connections have been used for the proper flow of information across the bottleneck of the GAN architecture. Because of this, the decoder output generates a better representation of the translated image. The U-Net architecture performs better than the Encoder-Decoder framework in the domain of the TLE and has been thus used in this paper.

5.4. Results

We have implemented two GAN based architectures namely Encoder-Decoder and U-Net, using a combination of three different losses, i.e. cGAN loss, L1 loss and L2 loss. We have implemented the U-Net architecture as the generator architecture and considered a PatchGAN in the discriminator architecture with a patch size of 70 x 70. We have considered three different combinations of the three losses to evaluate our system – cGAN + L1, cGAN + L2 and cGAN + L1 + L2. By illustrating some output images in Figure 9, we show the performance of the model for each of the three combinations of losses. Also, the variation of the losses during the training period can be visualized with the help of the graphs shown in Figure 10.

We have compared our method with other methods over the two said databases. The results are shown in Table II and Table III (for HIT-MW and ICDAR databases respectively). The detection rate (DR), recognition accuracy (RA) and error rate (ER) and F-measure (FM) are defined as

$$DR = \frac{o2o}{N}, \quad RA = \frac{o2o}{M}, \quad ER = 1 - RA, \quad FM = \frac{2DR \cdot RA}{DR + RA} \quad (15)$$

where o2o is one-to-one mapping, M and N are the number of text-lines in detected resultant and GT images respectively.

各职能部门作为党委的重要职能部门,在加强党的执政能力建设承担着十分重要的责任。一定要从全局和战略的高度,把学习贯彻党的十六大精神作为首要工作日程,周密部署,精心组织,务求实效,并以学习贯彻党的十六大精神为契机和巨大动力,全面推进组织工作,为实现全面建设小康社会的宏伟目标提供坚强的组织保证。

通知要求,各级组织部门在学习中,既要从总体上把握学习贯彻的主要内容和精神实质,又要将学习贯彻全会精神与学习毛泽东思想、邓小平理论和“三个代表”重要思想中蕴含的丰富的执政思想结合起来,紧紧围绕为谁执政、靠谁执政、怎样执政这个重大问题,紧密结合执政实践中遇到的重大理论和实际问题,开展全面、系统、深入的学习研究。

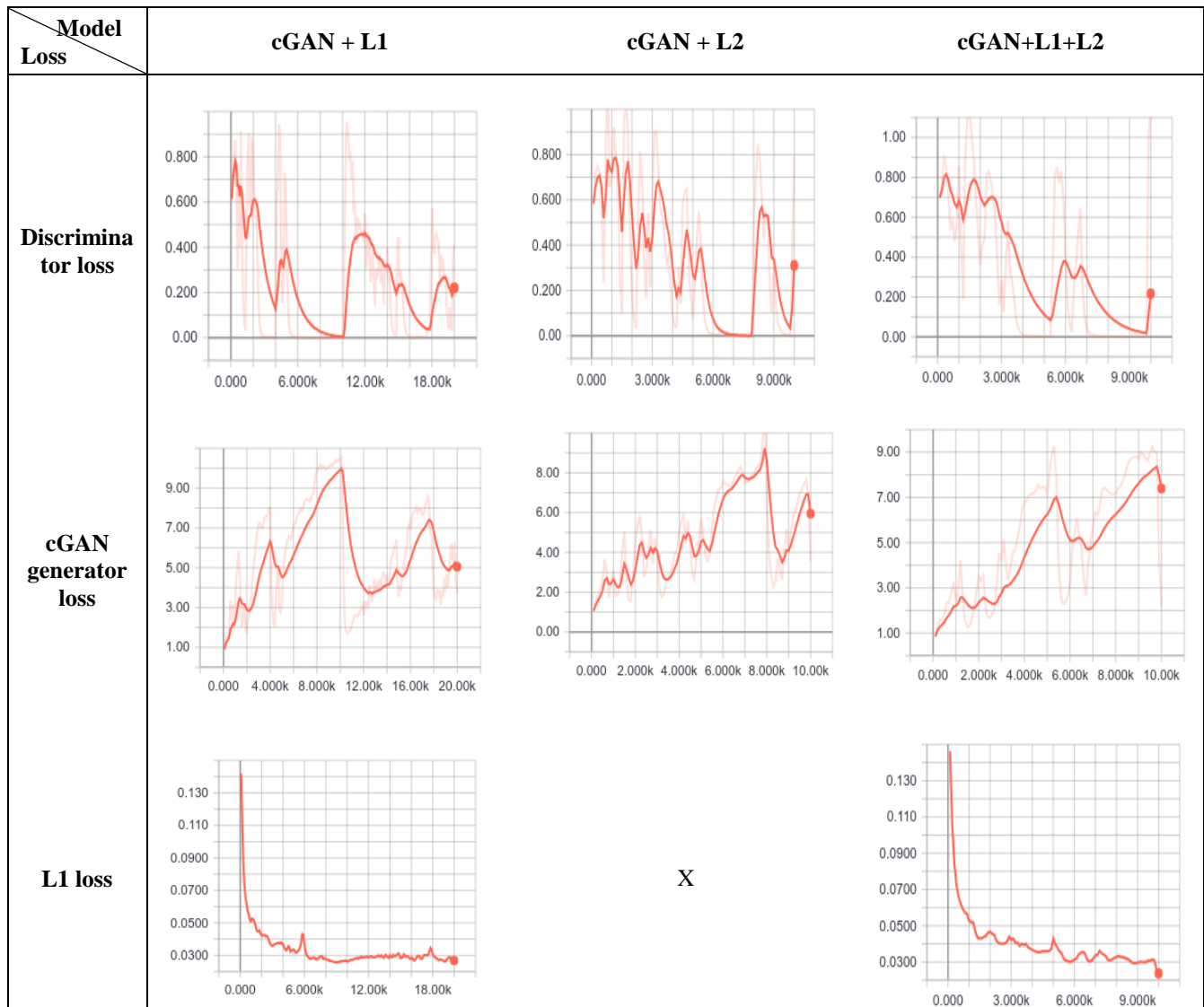
Input image

cGAN + L1

cGAN + L2

cGAN + L1 + L2

Figure 9: Examples showing the results for various combination of losses (using U-Net architecture)



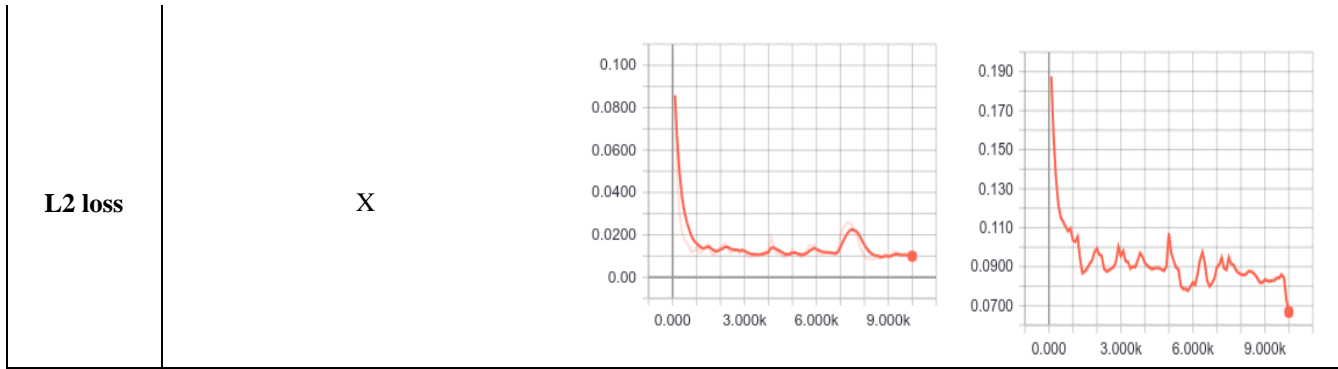


Figure 10: Graphs showing the variation of losses during training (using U-Net architecture)

Figure 10 interprets that in case of L1+L2+cGAN losses, the training becomes quite accurate, as we can see from the nature of the graphs. We also see that how L1 loss and L2 loss decrease gradually over time, thus making the system stable, and producing accurate image translation.

Table II: Experimental results on HIT-MW dataset (using U-Net architecture)

Methods		# Images	DR (%)	RA (%)	ER (%)	FM (%)
Energy Minimization Framework (Koo & Cho, 2012)		853	99.52	99.68	0.32	99.59
Distance Metric Learning (Yin & Liu, 2009)		803	98.02	97.53	2.47	97.77
Mumford–Shah model (Du, Pan & Bui, 2009)		853	95.92	96.86	3.14	96.38
MST Clustering with Learned Metric (Yin & Liu, 2007)		803	95.02	-	-	-
Modified Piece-wise Projection (Pal & Datta, 2003)		803	92.07	92.28	7.72	92.17
Docstrum Method (L. O’Gorman. 2009)		803	65.38	55.62	44.38	60.10
Proposed	cGAN+L1	Fold#1	98.89	99.57	0.43	99.22
		Fold#2	99.19	99.60	0.40	99.39
		Fold#3	99.43	99.69	0.31	99.55
		Average	99.17	99.62	0.38	99.38
	cGAN+L2	Fold#1	98.92	99.48	0.52	99.19
		Fold#2	99.32	99.51	0.49	99.41
		Fold#3	98.64	99.72	0.28	99.17
		Average	98.96	99.57	0.43	99.25
	cGAN+L1+L2	Fold#1	99.59	99.61	0.39	99.59
		Fold#2	99.61	99.72	0.28	99.66
		Fold#3	99.57	99.74	0.26	99.65
		Average	99.59	99.69	0.31	99.63

Table III: Experimental results on ICDAR 2013 Handwritten Segmentation Contest dataset (using U-net architecture)

Methods		# Images	DR (%)	RA (%)	ER (%)	FM (%)
TEI(SoA)		150	97.77	96.82	3.18	97.30
CUBS			97.96	96.94	3.06	97.45
GOLESTAN			98.23	98.34	1.66	98.28
NUS			98.34	98.49	1.51	98.41
INMC			98.68	98.64	1.36	98.66
Proposed	cGAN+L1	Fold#1	98.32	97.56	2.44	97.93
		Fold#2	97.89	98.47	1.53	98.17
		Fold#3	98.52	98.49	1.51	98.50
		Average	98.24	98.27	1.73	98.20

	cGAN+L2	Fold#1	98.45	97.53	2.47	97.98
		Fold#2	97.88	98.29	1.71	98.08
		Fold#3	98.48	98.57	1.43	98.52
		Average	98.27	98.19	1.81	98.19
	cGAN+L1+L2	Fold#1	98.65	98.65	1.35	98.65
		Fold#2	98.70	98.66	1.34	98.67
		Fold#3	98.72	98.69	1.31	98.70
Average		98.69	98.66	1.34	98.67	

The results provided in Table II and Table III imply that our method achieves highest accuracy for the said datasets. So, we can conclude that GAN based architecture (using U-Net architecture) performs quite well for the task of TLE, posed as an image-to-image translation problem. The outputs of the three sample images from ICDAR 2013 handwritten segmentation competition dataset are displayed in Figure 11. We have used three samples having touching lines and overlapping characters. The outputs are very promising to prove the robustness of our model.

Ο Πάτριος είναι το μεγαλύτερο και ενδοχικό οικοδόμημα της Αρκαδίας και συγγενών του Πατρίου, όπου τα κτίρια είναι τύπου Ο. Έχει μήκος για την αριστερή του πλευρά από τον ναό της Αθηνάς μέχρι το 447 ενώ οι διαστάσεις των αρχιτεκτονικών λείψανων και κτισμάτων. Ο ναός ονομάζεται το 438 και κατά τα Νεοελληνικά του εικοστού χρόνου αφιερώθηκε στην πατρίδα. Τα Πατρία αυτά οι αρχαίες ανελκυστήρες μέχρι το 432. Είναι ναός διαίτητος, μάλιστα περιήχθη με τον κίνηση του στέγης και διακαίτητα τους λαμπρούς μάρμαρα.

(a)

আমরা জানি যে গণপ্রজাতন্ত্রী বাংলাদেশের সরকারের অধীনে দেশের সকল ক্ষেত্রেই উন্নয়ন সাধিত হয়েছে। সরকারি কর্মসূচি এবং জনস্বাস্থ্য উন্নয়ন কর্মসূচি মধ্য দিয়ে দেশের মানুষের জীবনমান উন্নত হয়েছে। সরকারি কর্মসূচি এবং জনস্বাস্থ্য উন্নয়ন কর্মসূচি মধ্য দিয়ে দেশের মানুষের জীবনমান উন্নত হয়েছে। সরকারি কর্মসূচি এবং জনস্বাস্থ্য উন্নয়ন কর্মসূচি মধ্য দিয়ে দেশের মানুষের জীবনমান উন্নত হয়েছে।

(b)

to increase the creation of a strong well defined national government that maintained neutrality in the war between Europe suppresses rebellion and some exceptional military movements of all types. His leadership style established many laws and methods of government that have been used since such as laws on cabinet action and delivery on national address. Further the general transition from his presidency to the presidency of John Adams established a tradition that continues into the 21st century. Historically Washington has been widely regarded as the father of his country.

(c)

Figure 11: Output of our TLE method on three sample images taken from ICDAR 2013 handwritten competition dataset. (a) Greek document, (b) Bangla document, and (c) English document. Overlapping and touching components are shown in circles.

6. Conclusion and Future Work

GANs have been a proven deep learning architecture to learn probability distributions and mimic the same including all generative tasks. In this paper, we have explored GAN based architectures for TLE from handwritten document images that have been shown to outperform some state-of-the-art methods when we have evaluated the same on the HIT-MW dataset and ICDAR 2013 Handwritten Segmentation Contest dataset. We have achieved a maximum accuracy of 99.63% F-measure in HIT-MW dataset and 98.67% F-measure in ICDAR dataset on 3-fold cross validation over entire datasets. Extensive testing has been performed on how the behavior of the L1 and L2 loss functions in the current domain correlates to improving the performance of the model along with the preconceived cGAN loss. The tested GAN model is particularly sensitive to input hyper parameters and a thorough study of the same using the U-Net architecture has been carried out. U-Net architecture is shown to perform better than the Encoder-Decoder architecture on the same loss functions due to the presence of skip connections in the former. In the future, we can use this model to explore other datasets on TLE, and develop a loss function specific to the domain of TLE rather than generalized loss functions. We also plan to extend these GAN based architectures to other domains of DAR as it remains vastly unexplored and GANs show excellent promises to better understandings and approaches to these unexplored domains.

Acknowledgement: This work is partially supported by the CMATER research laboratory of the Computer Science and Engineering Department, Jadavpur University, India, and the co-author Ram Sarkar is partially funded by DST grant (EMR/2016/007213).

Conflict of Interest: There is no conflict of interest.

References:

- Abadi, M., Barham, P., Chen, J., Chen, Z., Davis, A., Dean, J., ... Zheng, X. (2016). TensorFlow: A System for Large-Scale Machine Learning This paper is included in the Proceedings of the TensorFlow: A system for large-scale machine learning. *Proc 12th USENIX Conference on Operating Systems Design and Implementation*. <https://doi.org/10.1126/science.aab4113.4>
- Basu, S., Chaudhuri, C., Kundu, M., Nasipuri, M., & Basu, D. K. (2007). Text line extraction from multi-skewed handwritten documents. *Pattern Recognition*, 40(6), 1825-1839.
- Bera, S. K., Kar, R., Saha, S., Chakrabarty, A., Lahiri, S., Malakar, S., & Sarkar, R. (2017). A one-pass approach for slope and slant estimation of tri-script handwritten words. *Journal of Intelligent Systems*.
- Bhowmik, S., Sarkar, R., Nasipuri, M., & Doermann, D. (2018). Text and non-text separation in offline document images: a survey. *International Journal on Document Analysis and Recognition (IJ DAR)*, 21(1-2), 1-20.
- Chen, X., Duan, Y., Houthoofd, R., Schulman, J., Sutskever, I., & Abbeel, P. (2016). Infogan: Interpretable representation learning by information maximizing generative adversarial nets. In *Advances in neural information processing systems* (pp. 2172–2180).
- Chen, Y.-L., Hong, Z.-W., & Chuang, C.-H. (2012). A knowledge-based system for extracting text-lines from mixed and overlapping text/graphics compound document images. *Expert Systems with Applications*, 39(1), 494–507.
- Das, S., Singh, P. K., Bhowmik, S., Sarkar, R., & Nasipuri, M. (2016). A harmony search based wrapper feature selection method for Holistic Bangla word recognition. *Procedia Computer Science*, 89, 395-403.
- Du, X., Pan, W., & Bui, T. D. (2009). Text line segmentation in handwritten documents using Mumford-Shah model. *Pattern Recognition*. <https://doi.org/10.1016/j.patcog.2008.12.021>
- Gatos, B., Antonacopoulos, A., & Stamatopoulos, N. (2007). Handwriting Segmentation Contest. *Icdar*. <https://doi.org/10.1109/ICDAR.2007.4377122>
- Goodfellow, I. (2016). Generative Adversarial Network. In *NIPS*. [https://doi.org/10.1016/S1634-2143\(05\)44979-1](https://doi.org/10.1016/S1634-2143(05)44979-1)
- Goodfellow, I., Pouget-Abadie, J., Mirza, M., Xu, B., Warde-Farley, D., Ozair, S., ... Bengio, Y. (2014). Generative Adversarial Nets Ian. *Mining of Massive Datasets: Second Edition*. <https://doi.org/10.1017/CBO9781139924801>

- Gretton, A., Borgwardt, K. M., Rasch, M. J., Schölkopf, B., & Smola, A. (2012). A kernel two-sample test. *The Journal of Machine Learning Research*.
- Isola, P., Zhu, J. Y., Zhou, T., & Efros, A. A. (2017). Image-to-image translation with conditional adversarial networks. In *Proceedings - 30th IEEE Conference on Computer Vision and Pattern Recognition, CVPR 2017*. <https://doi.org/10.1109/CVPR.2017.632>
- Jamuna, M., & Haribabu, S. (2015). Text-Line Extraction and Word Spotting In a Handwritten Document.
- Kar, R., Saha, S., Bera, S. K., Kavallieratou, E., Bhateja, V., & Sarkar, R. (2019). Novel approaches towards slope and slant correction for tri-script handwritten word images. *The Imaging Science Journal*, 67(3), 159-170.
- Koo, H. II, & Cho, N. I. (2012). Text-line extraction in handwritten Chinese documents based on an energy minimization framework. *IEEE Transactions on Image Processing*, 21(3), 1169–1175.
- Krizhevsky, A., Sutskever, I., & Hinton, G. E. (2012). 1 ImageNet Classification with Deep Convolutional Neural Networks. *Advances In Neural Information Processing Systems*. <https://doi.org/http://dx.doi.org/10.1016/j.protcy.2014.09.007>
- L. O’Gorman. (2009). The Document Spectrum for Page Layout Analysis. *IEEE Trans. Pattern Analysis and Machine Intelligence*, vol. 15, no. 11, pp. 1162-1173.
- Li, Y., Zheng, Y., Doermann, D., & Jaeger, S. (2008). Script-independent text line segmentation in freestyle handwritten documents. *IEEE Transactions on Pattern Analysis and Machine Intelligence*. <https://doi.org/10.1109/TPAMI.2007.70792>
- Liang, X., Lee, L., Dai, W., & Xing, E. P. (2017). Dual Motion GAN for Future-Flow Embedded Video Prediction. In *Proceedings of the IEEE International Conference on Computer Vision*. <https://doi.org/10.1109/ICCV.2017.194>
- Likforman-Sulem, L., & Faure, C. (1994). Extracting text lines in handwritten documents by perceptual grouping. *Advances in Handwriting and Drawing: A Multidisciplinary Approach*, 117–135.
- Likforman-Sulem, L., Hanimyan, A., & Faure, C. (1995). A Hough based algorithm for extracting text lines in handwritten documents. In *Proceedings of 3rd International Conference on Document Analysis and Recognition*. <https://doi.org/10.1109/ICDAR.1995.602017>
- Louloudis, G., Gatos, B., Pratikakis, I., & Halatsis, C. (2006). A block-based Hough transform mapping for text line detection in handwritten documents. In *10th International Workshop on Frontiers in Handwriting Recognition (IWFHR 2006)*.
- Malakar, S., Halder, S., Sarkar, R., Das, N., Basu, S., & Nasipuri, M. (2012). Text line extraction from handwritten document pages using spiral run length smearing algorithm. In *2012 International Conference on Communications, Devices and Intelligent Systems (CODIS)* (pp. 616-619). IEEE.
- Manmatha, R and Srimal, N. (1999). Scale Space Technique for Word Segmentation in Handwritten Documents. In *SCALE-SPACE '99 Proceedings of the Second International Conference on Scale-*

Space Theories in Computer Vision. https://doi.org/10.1007/3-540-48236-9_3

- Mao, X., Li, Q., Xie, H., Lau, R. Y. K., Wang, Z., & Smolley, S. P. (2016). Least Squares GAN. *Arxiv*. <https://doi.org/10.1109/ICCV.2017.304>
- Marin, J. M., Pudlo, P., Robert, C. P., & Ryder, R. J. (2012). Approximate Bayesian computational methods. *Statistics and Computing*. <https://doi.org/10.1007/s11222-011-9288-2>
- Marti, U. V., & Bunke, H. (2001). On the influence of vocabulary size and language models in unconstrained handwritten text recognition. *Proceedings of the International Conference on Document Analysis and Recognition, ICDAR*. <https://doi.org/10.1109/ICDAR.2001.953795>
- Mirza, M., & Osindero, S. (2014). Conditional Generative Adversarial Nets, 1–7. <https://doi.org/10.1017/CBO9781139058452>
- Nguyen, A., Clune, J., Bengio, Y., Dosovitskiy, A., & Yosinski, J. (2017). Plug and play generative networks: Conditional iterative generation of images in latent space. In *Proceedings - 30th IEEE Conference on Computer Vision and Pattern Recognition, CVPR 2017*. <https://doi.org/10.1109/CVPR.2017.374>
- Otsu, N. (2008). A Threshold Selection Method from Gray-Level Histograms. *IEEE Transactions on Systems, Man, and Cybernetics*. <https://doi.org/10.1109/tsmc.1979.4310076>
- Pal, U., & Datta, S. (2003). Segmentation of Bangla unconstrained handwritten text. *Proceedings of the Seventh International Conference on Document Analysis and Recognition*, vol. 2, pp. 1128–1132.
- Pu, Y., Shi, Z., & others. (1998). A natural learning algorithm based on Hough transform for text lines extraction in handwritten documents.
- Radford, A., Metz, L., & Chintala, S. (2015). Unsupervised Representation Learning with Deep Convolutional Generative Adversarial Networks, 1–16. <https://doi.org/10.1051/0004-6361/201527329>
- Renton, G., Chatelain, C., Adam, S., Kermorvant, C., & Paquet, T. (2018). Handwritten Text Line Segmentation Using Fully Convolutional Network. In *Proceedings of the International Conference on Document Analysis and Recognition, ICDAR*. <https://doi.org/10.1109/ICDAR.2017.321>
- Rubin, D. B. (1984). Bayesianly Justifiable and Relevant Frequency Calculations for the Applied Statistician. *The Annals of Statistics*. <https://doi.org/10.1214/aos/1176346785>
- Ryu, J., Koo, H. Il, & Cho, N. I. (2014). Language-independent text-line extraction algorithm for handwritten documents. *IEEE Signal Processing Letters*, 21(9), 1115–1119.
- Saabni, R., Asi, A., & El-Sana, J. (2014). Text line extraction for historical document images. *Pattern Recognition Letters*, 35, 23-33.
- Salimans, T., Goodfellow, I., Zaremba, W., Cheung, V., Radford, A., & Chen, X. (2016). Improved Techniques for Training GANs, 1–10. <https://doi.org/arXiv:1504.01391>

- Sarkar, R., Basu, S., Das, N., Mollah, A. F., Kundu, M., & Nasipuri, M. (2009). Line Extraction from Unconstraint Handwritten Document Pages using Piece-wise Water-flow Technique. In IICAI (pp. 1861-1872).
- Shafait, F., Keysers, D., & Breuel, T. (2008). Performance evaluation and benchmarking of six-page segmentation algorithms. *IEEE Transactions on Pattern Analysis and Machine Intelligence*. <https://doi.org/10.1109/TPAMI.2007.70837>
- Shapiro, V., Gluhchev, G., & Sgurev, V. (1993). Handwritten document image segmentation and analysis. *Pattern Recognition Letters*, 14(1), 71–78.
- Shi, Z., & Govindaraju, V. (2004). Line separation for complex document images using fuzzy runlength. In First International Workshop on Document Image Analysis for Libraries, 2004. Proceedings. (pp. 306-312). IEEE.
- Srivastava, N., Hinton, G., Krizhevsky, A., Sutskever, I., & Salakhutdinov, R. (2014). Dropout: A Simple Way to Prevent Neural Networks from Overfitting. *Dropout: A Simple Way to Prevent Neural Networks from Overfitting*. <https://doi.org/10.1214/12-AOS1000>
- Stamatopoulos, N., Gatos, B., Louloudis, G., Pal, U., & Alaei, A. (2013). ICDAR 2013 handwriting segmentation contest. In 2013 12th International Conference on Document Analysis and Recognition (pp. 1402-1406). IEEE.
- Su, T., Zhang, T., & Guan, D. (2007). Corpus-based HIT-MW database for offline recognition of general-purpose Chinese handwritten text. *International Journal on Document Analysis and Recognition*. <https://doi.org/10.1007/s10032-006-0037-6>
- Wang, C., Wang, C., Xu, C., & Tao, D. (2017). Tag Disentangled Generative Adversarial Networks for object image re-rendering. In *IJCAI International Joint Conference on Artificial Intelligence*.
- Wong, K. Y., Casey, R. G., & Wahl, F. M. (1982). Document analysis system. *IBM Journal of Research and Development*, 26(6), 647–656.
- X. Du, W. Pan, & T. D. Bui. (2009). Text line segmentation in handwritten documents using Mumford–Shah model. *Pattern Recognit.*, vol. 42, no. 12, pp. 3136–3145.
- Yin, F., & Liu, C. L. (2009). Handwritten Chinese text line segmentation by clustering with distance metric learning. *Pattern Recognition*, 42(12), 3146-3157.
- Yin, F., & Liu, C. L. (2007). Handwritten text line extraction based on minimum spanning tree clustering. In 2007 International Conference on Wavelet Analysis and Pattern Recognition (Vol. 3, pp. 1123-1128). IEEE.