

VOLUME 3 • NO 2  
Summer 2003

# OP NEWS

From the  
Desk of the  
Dean

**The end of 2003 formally brings us to the end of the amalgamation period. For some of us this is a matter that has long been finalised; for others it is a matter that has not yet ended.**

The process of amalgamation brought with it a number of expectations, some of which were realised, while others appeared to have fallen by the wayside. Some of us also assumed that the process would finally bring stability and freedom from change and the attendant problems.

However, the world in which we live demands an ever-increasing rate of adaptation: not only to the internal demands of institutions and countries, but to the demands of the international community of which we are now part. In looking to the future, we shall have to accept that dealing and coping with change will be part of our daily activities, and the extent to which we deal with this in a positive way, will determine the success of our endeavours.

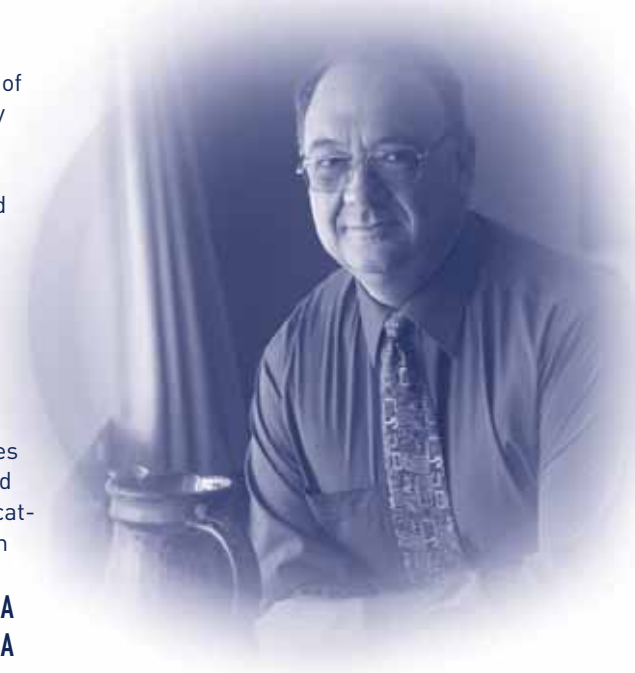
Within the context of veterinary training, I am of the opinion that we shall have to deal incisively with a number of matters in the immediate future. Perhaps the most important are the issues of equity and access in respect of staff and student numbers; active and formal involvement in community-based projects; and formal training in environments that would make the graduates from this faculty suitably equipped to work in rural and impoverished environments as well, with an understanding of the needs of those communities.

The second category of activities includes those activities related to postgraduate training programmes and related research activities that need special attention. The third category of activities relates to adapting the curriculum on an

ongoing basis to address the needs of government, the commercial farming sector and the whole realm of veterinary public health. If we - and this includes the veterinary profession in South Africa - do not heed the warning calls emanating from various sectors that the current curriculum does not satisfy these demands, we will only have ourselves to blame should the contributions we hope to make in the future become irrelevant.

I wish you all a pleasant and well-deserved period of rest over Christmas and the New Year and hope that you will be back refreshed and able to take up the challenges of the future with vigour and commitment.

**Prof Nick Kriek,  
Dean**



UNIVERSITEIT VAN PRETORIA  
UNIVERSITY OF PRETORIA

# Faculty Day a big success

John Soley (Faculty Day Convenor)

**This year's Faculty Day was characterised by a full, day-long programme during which the research activities of staff and postgraduate students were highlighted in a series of oral and poster presentations.**

There were four platform sessions during which a total of 20 papers were presented on a wide variety of topics and 27 posters were on permanent display throughout the day. A special feature of the day's proceedings was the opportunity given to the poster presenters to formally communicate their work in the form of 2-minute PowerPoint presentations. These "mini-papers" were arranged in two sessions, one in the morning and one in the afternoon. A gratifying feature was the number of young presenters who participated in the scientific programme. It was interesting to note the large number of contributions involving wildlife research and the systematic investigation of the antimicrobial and medicinal properties of various indigenous plants.

Prof Nick Kriek, Dean of the Faculty (left) presents Prof Wally Marasas, the guest speaker, with a token of the Faculty's appreciation.



The annual Sir Arnold Theiler Memorial Lecture, entitled *Fumonins: historical perspectives and future objectives*, was presented by Prof Wally Marasas, a world authority on the topic and currently the Director of the Programme on Mycotoxins and Experimental Carcinogenesis (PROMEC) Unit of the Medical Research Council. His riveting and often humorous address systematically described the initial isolation of fumonisins, their effect on man and animals, and the successes achieved in understanding their mode of action. Prof Nick Kriek, Dean of the Faculty, warmly thanked Prof Marasas for his excellent lecture and for rekindling fond memories.

The phenomenal role played by the various companies allied to the veterinary profession contributed to the success of the day. Ten fully attended stands added to the buzz in the Sir Arnold Theiler Building. The Dean, in thanking the companies for their financial contributions, noted that without their support, the awarding of the various prizes and the organisation of the day itself, would not have been possible.

The day was concluded by a well attended cocktail function during which the various awards and prizes were announced. The prestigious Lecturer of the Year Award, sponsored by Pfizer Animal Health, was presented to Prof Leon Prozesky, while the Researcher of the Year Award, sponsored by ABSA Bank, went to Prof Tom Aire who is presently in Sweden as part of a lecturer exchange programme with the University of Uppsala.

## Publication information

OPNews is issued by:  
Faculty of Veterinary Science  
University of Pretoria

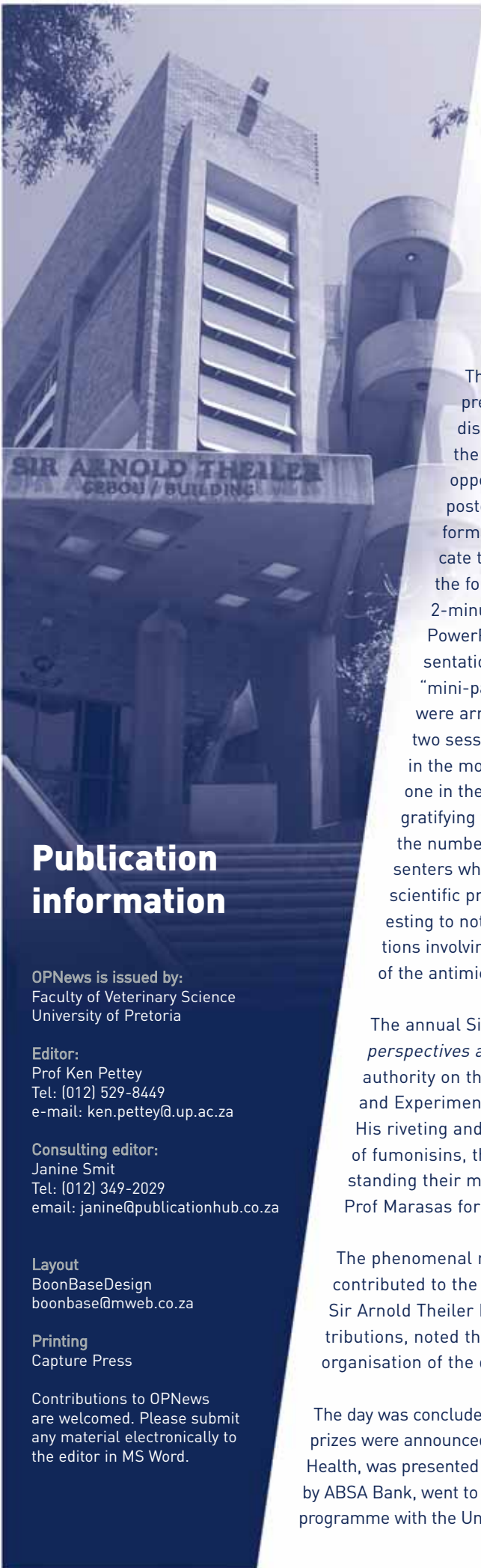
**Editor:**  
Prof Ken Pettey  
Tel: (012) 529-8449  
e-mail: ken.pettey@up.ac.za

**Consulting editor:**  
Janine Smit  
Tel: (012) 349-2029  
email: janine@publicationhub.co.za

**Layout**  
BoonBaseDesign  
boonbase@mmweb.co.za

**Printing**  
Capture Press

Contributions to OPNews are welcomed. Please submit any material electronically to the editor in MS Word.





Prof Leon Prozesky was awarded the prestigious Lecturer of the Year Award.

The standard of all the papers and posters presented was extremely high and the adjudication panels were hard pressed to select the top presenters. The award for the best oral presentation, sponsored by Onderstepoort Biological Products, was awarded to Susanne Schmidt for her paper entitled *Fixation of the uterus of African buffalo (Syncerus caffer) by glutaraldehyde perfusion under field conditions for histological evaluation by light- and electron microscopy*. The award for the best poster, sponsored by Instavet, was presented to Dr Sonja Boy for her poster entitled *Innervation of the tusk pulp of the African elephant (Loxodonta africana)*. The well supported photography exhibition was expertly arranged by Dr Enette van Dyk. It was also featured during the evening function when various prizes were awarded in the different categories.

All in all, Faculty Day was a great success, thanks to all the participants and contributors. A special word of thanks, also to all the members of the various committees whose hard work made the day possible.



Prof Tom Aire, received the Researcher of the Year Award.

## Dr Jan van Wyk receives the Elson Dew Medal of PARSA

Dr Jan van Wyk.

**The Parasitological Society of Southern Africa has honoured Dr Jan van Wyk, an extraordinary lecturer in the Department of Veterinary Tropical Diseases, by awarding him the Elsdon Dew medal.**

This award was bestowed on Dr van Wyk for his outstanding contributions to parasitology. Dr van Wyk started his veterinary career doing fieldwork in Namibia. After five years in Namibia, he joined the section of Helminthology at the Onderstepoort Veterinary Institute in 1968. From 1973 he was firstly Head of the Section of Helminthology, before returning to the lab bench after 21 years as senior specialist researcher. In 1997 he joined the Department of Veterinary Tropical Diseases.

Dr van Wyk's main fields of interest in research have been helminth epidemiology and counteracting anthelmintic resistance through development of alternative methods of sustainable integrated parasite management.



## Outdoor pigs on OP campus

Tom Spencer

At last students will be able to do their animal handling classes and examinations at Onderstepoort using commercial pigs. The outdoor unit is a reality, thanks to a very kind donation of 10 breeding gilts and a carcass-type boar from Kanhym Estates. A boar and four gilts arrived first. Then, on 12 October 2003 the next pair of gilts arrived. They were keen to climb off the transport vehicle and get their feet on terra firma. They did not appreciate the implications of trying to get to the boar on the other side of the electric fence, but a couple of squeals and they had learnt (much like their counterparts in *Animal Farm*).

Undergraduate and postgraduate students, as well as staff, will use the pigs for research projects.

## International team investigates the effects of pollutants on crocodile health

Prof Lou Guillette visited the Department of Paraclinical Studies during April this year following Dr Jan Myburgh's visit to his laboratories last year, during which time they investigated potential joint research projects.

Prof Guillette is a distinguished professor of Zoology and associate dean for research in the College of Liberal Arts and Sciences at the University of Florida, USA. As a lecturer, he has been awarded two of the University of Florida's highest faculty awards – Teacher of the Year in 1998 and Distinguished Alumni Professor in 1999. He is internationally recognised for his work in the fields of comparative reproductive biology and developmental endocrinology. He is also involved in research examining the effects of environmental pollutants (endocrine disruptors) on the reproductive and endocrine systems of wildlife species, especially alligators. He has published more than 200 articles and is the author and co-author of several books.

During his visit he gave several lectures to interested groups and potential research projects were discussed with individual scientists. With this research network, we hope to get the much-needed crocodile research in southern Africa off the ground, especially the pollution related research. Other collaborators are scientists from the University of Stellenbosch and Okazaki National Research Institute, Japan.

Prof Guillette plans to visit our Veterinary Faculty again in February next year.



Witnessing the safe arrival of the pigs (from left to right) were: Mr Chris Lekame (Animal Unit Manager), Mr J van Zyl (Manager Breeding Sales, Kanhym), Prof NPJ Kriek (Dean of the Veterinary Faculty), Mr Annaneus Matshaba, who is responsible for the care of the pigs now on OP Campus and Kanhym's driver.

Prof Guillette (RHS) with two postgraduate students at an alligator nest.



## Poultry Section reaches out

Through the diagnostic activities of the Poultry Reference Centre (PRC), the Section of Poultry Health in the Department of Production Animal Studies is involved in serving the needs of South African poultry producers on a daily basis.

Since the appointment of Dr Chrissie Makwiti as state veterinarian in the section earlier this year, it has been possible for the staff of the PRC to become even more directly involved in assisting rural communities to get the most from their poultry production units.

In August, Dr Bisschop, together with Mr Leonard Mogoje and Mr Jack Maphotoma, were able to donate a small cage layer unit for demonstration purposes to the community of Sokhulume.

In July, Dr Bisschop participated in the Profits from Poultry seminar presented with the support of the K Birch Trust to unemployed youths in Soshanguve. More recently, she has been able to give advice to a layer project supported by the Development Bank in the Swartdam area north of Hammanskraal. Two visits were made and, by the second, the project seemed to be making good progress with egg production at 70%.

Dr Makwiti has also been involved in a broiler-raising project in Atteridgeville where she has performed weekly broiler rearing training with participants. The training has paid off with 95% of broilers reared successfully in comparison to the previous batch where only 70% of the birds made it to slaughter.

In August, Dr Bisschop visited the Sizanani Village Trust outside Bronkhorstspuit together with Mr Leonard Mogoje and Mr Jack Maphotoma from the section. They were able to donate a small cage layer unit for demonstration purposes to the community of Sokhulume. Together with funding from the Catholic Church, a further 20 units are planned for the community before the end of the year.

It is not only through diagnostic and outreach activities that the section is involved in assisting developing communities, but also through research initiatives. Recent work has focused on appropriate strategies for the control of Newcastle disease in free-ranging village chickens – preliminary findings will be presented at the rural poultry workshop to be held in KwaZulu-Natal at the end of October this year.

## Prof Kobus Eloff awarded the Havenga prize

**Prof Kobus Eloff recently received the Havenga medal of the Suid-Afrikaanse Akademie vir Wetenskap en Kuns for research in Biological Sciences at a gala evening held at the Groenkloof campus of the University of Pretoria.**

Prof Eloff joined the Department of Paraclinical Sciences at the end of 2002. He obtained an MSc in Organic Chemistry, a BSc Hons in Botany and a DSc in Plant Biochemistry at Potchefstroom University (1957-1967). He was Executive Director of the National Botanical Gardens and Director of the National Botanical Institute (1983-1994). Prof Eloff was scientific editor of the *Journal of South African Botany* and *South African Journal of Botany* and of

six volumes of *Annals of Kirstenbosch Botanic Gardens* (1983-1998) and is currently the editor of the *Suid-Afrikaanse Tydskrif vir Natuurwetenskap en Tegniek* and member of the editorial panel of the *South African Journal of Botany*. He has presented more than 150 popular scientific talks and more than 200 scientific congress presentations in South Africa and abroad and has published more than 100 scientific papers.

Prof Eloff also received the Senior Medal for Botany and Honorary Life Membership from the South African Association of Botanists in 1993 and is currently leader of a research group of 27 including 10 MSc and 11 PhD students in Phytomedicine in the Department.

# The Class of 1925

The Class of 1925 not only produced two directors of Veterinary Services and a Dean of the Onderstepoort Faculty of Veterinary Science, but also the first local graduates to become private practitioners.

## Second group of graduates

Sir Arnold Theiler can rightly be hailed as the father of both veterinary research and veterinary education in South Africa. His personal involvement in the latter was, however, unfortunately of relatively short duration. In 1924, when the first class of Onderstepoort students qualified as veterinarians (see OPNews: 3:1), Prof Theiler was already 57 years old and rapidly approaching the end of his career at Onderstepoort.

His age was, however, not the only reason for his departure from Onderstepoort. It was compounded by the unprecedented political developments of the time. The Smuts government lost the parliamentary election to the Nationalist/Labour pact in June 1924. The new prime minister, General JBM Hertzog, appointed General JCG Kemp as Minister of Agriculture.

Prof Theiler was not impressed, particularly when Kemp began cutting finances and restructuring his department, including the existing two veterinary divisions – Veterinary Education and Research (Theiler's) and Veterinary Services (Borthwick's). Kemp apparently made no secret of the fact that he considered Theiler 'obsolete'.

Theiler tendered his resignation at the end of January 1925. Kemp asked him to reconsider. Theiler initially agreed to stay on for another year, but officially retired on 5 March 1927, just before his 60th birthday. Thus

Theiler officiated at one more graduation ceremony: that of the Class of 1925. His successor, PJ du Toit, officiated as Dean of the Class of 1926.

Ten BVSc graduates qualified in 1925, three of whom were in absentia.

Whereas the graduates of 1924 spent their entire careers in the government service, either at central or municipal level, a new tendency was evident in the Class of 1925. Four of the 10 stalwarts ended their careers in private practice after a shorter or longer period of service to the State. However, it was not until 1935 that Jack Boswell took the valiant step of venturing directly into practice. This class also boasted its first non-South African, Dudley Lawrence, who hailed from Southern Rhodesia, now Zimbabwe.

Lawrence developed into one of Southern Rhodesia's most respected veterinarians. After a brief spell at Onderstepoort, he joined the Southern Rhodesian government service as a veterinary research officer. His main tasks were diagnostic work and vaccine production. In 1933 he was appointed Director of Veterinary Research. He developed a particular interest in the theilerial infections occurring in Southern Rhodesia and was first to describe the East Coast fever-related fatal theilerial infection of cattle associated with the presence of African buffalo, later named buffalo or Corridor disease. The aetiological agent of buffalo disease was later named *Theileria lawrencei* in his honour. In 1954 Dudley was appointed Director of Veterinary Services of Southern Rhodesia. He relinquished this position in 1959 at the age of 56 and went into private practice. He was awarded an OBE in 1959. Lawrence died in 1986, aged 83.

The BVSc graduates of 1925: back row: IP Marais, H Graf, LL Daly and K Shulz; front row: JG Bekker, RA Alexander, Sir Arnold Theiler and D Lawrence; insets: WB Allchurch, V Cooper and AE Lund.

(Photo: Hildick's Studios, Pretoria)



# tes deliver the first vets in private practice

**Dr R D Bigalke: Veterinary History Committee of the SAVA**

Six of the remaining graduates - Alexander, Graf, Schulz, Daly, Cooper and Lund - spent their entire careers in the government service of South Africa.

Ray Alexander became one of the veterinary profession's greatest achievers of his time in South Africa. After a short spell at the Allerton Laboratory, he was transferred to Onderstepoort, where he developed into a world-class virologist with his research on African horsesickness (AHS) and bluetongue of sheep. He developed the first really effective, safe vaccines against these two diseases: a polyvalent vaccine containing attenuated, neurotropic strains of horsesickness virus for AHS and a polyvalent bluetongue vaccine containing embryonated egg-adapted virus strains for the latter.

Alexander was an outstanding leader. He was appointed Director of Veterinary Services in 1950 and professor of Infectious Diseases in the Faculty in 1958. For unknown reasons he did not accept the Deanship of the Faculty. He became expert advisor on AHS and/or bluetongue to the USA and other governments in the 1940s and 1950s, like one of his successors in virology, Baltus Erasmus, in later years. After his retirement in 1961 he served as advisor to the Council for Scientific and Industrial Research until his death in 1965 in Pretoria at the age of almost 66.

Herman Graf spent his entire career at Onderstepoort. Having obtained a BSc-degree at the TUC in 1922, he must have started his BVSc course in 1923 in the third year. He was awarded a DVSc-degree in 1932 on the strength of a thesis based on his research on blood chemistry. He was appointed as veterinary research officer at Onderstepoort becoming intimately involved in the training of students from 1927. He lectured in Biochemistry and Chemical Pathology. He was an expert on dips and dipping. He was interned from 1941 to 1945 during World War II. In 1954 he was promoted to Deputy Director of Veterinary Research and from 1956 he became Dean of the Faculty. The Graf family developed a nursery at the foot of the Magaliesberg in Pretoria North which was well known for its fine supply of indigenous trees, a subject which interested him greatly. Graf died of a heart attack while on duty in 1960 when he was almost 62.

Major LL Daly saw military service in the South African Veterinary Corps during World War II. He rose to the rank of major. He spent his entire career as state veterinarian in the field, initially at Nylstroom and Louis Trichardt, and then at Barberton. In 1945 he was promoted to Sub-director in charge of the Natal region, where he replaced Dr AM Diesel. Major Daly was very much involved in liaison with the Natal farmers during the difficult closing years of the East Coast fever eradication campaign in that province, when the slaughtering of cattle on infected farms was strictly implemented, making a great contribution to its total eradication from that province. He retired in 1960 and died in Pietermaritzburg in 1965 at the age of almost 65 years.

One of the most unforgettable characters of the Class of 1925 was Kunibert Carl August (Kuni) Schulz. He was the son of a German missionary, Grey College matriculant and held a BSc degree from Grey University when he enrolled for the second year of his veterinary studies in 1922. He initially joined the Division of Veterinary Services and was posted to Otjiwarongo in South West Africa. One of his next stations was Kimberley. On 13 June 1934 he was severely wounded in the jaw by the son of the owner of a farm near Danielskuil in the Barkly West district when he and a police escort arrived with a court order to destroy a dourine-infected horse. Although Kuni's jaw was surgically rebuilt in London in late 1935, normal speech was never completely regained.

In 1936 Kuni was transferred to the Pathology Department at Onderstepoort. He eventually become professor and head of the Faculty's newly created full-time Department of Pathology in 1958. After his retirement in 1963, Kuni spent a further six years working for Nature Conversation in the Cape Province. Even after his



retirement in 1970, he continued with his beloved histo-pathological studies at facilities provided by the Mammal Research Institute, virtually until his death in 1984 at the age of 84.

Vincent Cooper was an ex-serviceman who joined the South African Artillery after matriculating at Jeppe Boys' High School in 1916, seeing military service in the East African Campaign during World War I. He was severely afflicted with malaria and took a long time to recuperate on a farm in the Stutterheim district. Cooper spent his entire career as state veterinarian in the Division of Veterinary Services. He also served in Eshowe and Estcourt (Natal) and Johannesburg and Pretoria (Transvaal) and finally as Senior Veterinary Officer in the Western Cape. He died in office in 1954 at the age of 57.

Arthur E (Steve) Lund initially joined the Division of Veterinary Services as state veterinarian, serving in Durban, Cape Town, Potchefstroom and Pietersburg. He was an excellent horseman and sportsman. In 1938 he proceeded to lecture in Animal Management at Onderstepoort, especially on the husbandry of horses – a topic that interested him greatly. He died unexpectedly in 1940 at only 37.

JG (Boet) Bekker can be regarded as the first product of Onderstepoort to “break the rules” and exchange government service for private practice. Having initially joined the government service, he was posted to Armoedsvlakte – the lamsiekte experimental farm run by Onderstepoort near Vryburg – where he became intensely interested in the supplementation of phosphorus, especially to cattle via their drinking water. These studies formed the basis for his thesis, on the strength of which he was awarded a DVSc-degree in 1933. In 1930 he went to the UK to specialise in wool research and on his return was placed in charge of the newly established, but rather short-lived, wool research unit at Onderstepoort.

Bekker probably ventured into private practice as early as 1935 when he joined the well-remembered Dr GG Kind, a Swiss veterinarian recruited by Theiler, whose contract at Onderstepoort was not renewed in 1922 and who then set up practice in Pretoria. Later Bekker practised in Johannesburg, initially in partnership with Dr HP (Lang) Steyn and Dr Ben Jansen. Bekker also served as external examiner in Medicine at the Faculty for many years. In later years he spent much of his time trying to develop an automated system for the administration of phosphorus to cattle via their drinking water. He died in Johannesburg in 1960 at the age of 60.

IP Marais had a fairly checkered career. Initially he became a state veterinarian in the Division of Veterinary Services, working mainly at the Allerton Laboratory of which he was in charge from 1930 to 1931. He spent some time at Onderstepoort, serving as senior lecturer in Surgery and Gynaecology in the Faculty. However, in 1938 he was appointed veterinary superintendent of the Pretoria municipal abattoir. In 1940, during World War II, he joined the SA Veterinary Corps with the rank of major. IP ended his abattoir service in 1953 to enter private practice in Alberton. He died about 11 years later at the age of 64 years.

WB Allchurch was a state veterinarian for the first 19 years of his career, being posted straight to Transkei (Umtata, Butterworth, Port St Johns and Ixopo) where East Coast fever was rife. He then spent a few years in the Vryburg and Mafeking districts. It was in Vryburg, while managing a campaign aimed at keeping FMD from entering his area from the Bechuanaland Protectorate, that he had to supervise the destruction of 130 head of cattle that had crossed the Molopo River, an experience from which he apparently never recovered. He was posted to Port Elizabeth in 1942 where he resigned from the service in 1944 to go into private practice until 1973 when he retired. He died in Port Elizabeth in 1979 aged almost 77.

**JG (Boet) Bekker can be regarded as the first product of Onderstepoort to “break the rules” and exchange government service for private practice.**



# What an experience!

Prof Gerry Swan

**I recently had the privilege and opportunity to attend the PhD disputation of Prof Christo Botha in Oslo, Norway. Prof Botha submitted his thesis on Krimpsiekte, a parietic syndrome of small stock in South Africa to the Norwegian School of Veterinary Science.**

Apart from the thesis, Prof Botha was required to present two trial lectures and to defend his thesis in a public disputation. One of the trial lectures was on a topic of his own choice and the other was on a topic presented to him two weeks before the disputation. The disputation was a formal defence of his thesis in an open public debate against two opponents (what we will regard as external examiners) - both recognised international scientists. Dr Jeremy Allan of Australia and Prof Berit Svestad Paulsen of the School of Pharmacy of Oslo served as opponents.

The trial lectures and disputation are very formal affairs and are conducted according to very strict rules. At the start of the disputation, Prof Botha and the members of the examination board were led into the public venue by the vice-rector, much the same as our academic procession during graduation. After a brief introduction by the senior opponent, questions are posed by the first and then the second opponent. The disputation lasts for at least three hours. The trial lectures have to conform to certain rules. For example, the candidate is required to comply exactly to the time allocated (45 min) for each lecture. It happened on more than one occasion in the past that a candidate had not utilised all the time allocated and as a result was not permitted to proceed to the disputation. The trial lectures and disputation are, therefore, not formalities, but determine the final outcome of graduation.

Prof Botha presented two excellent trial lectures and defended his thesis in an exemplary manner. The vice-rector regarded his defence as one of the best and most stimulating he had ever witnessed. Congratulations Christo on your success. You have made the Department of Paraclinical Sciences and the Faculty very proud.

The occasion was concluded with a dinner held in honour of Christo. At the dinner each person was encouraged to make a speech in honour of Christo, according to the Norwegian tradition. This is taken very seriously, so you can just imagine how long the dinner lasted! During the dinner the vice-rector, the host and opponents presented Christo with memorabilia. It was certainly an experience to remember!

*Jeremy Allan of Australia and  
Christo Botha during a disputation*

*Christo Botha in front of the  
Norwegian School of  
Veterinary Science*





## Dr Keller wins 2003 trip with IAMS to ACVIM congress

Dr Ninette Keller (Companion Animal Medicine) recently won a trip to attend the world's premier continuing education conference for Internal Medicine Specialists. The 2003 ACVIM congress was held in Charlotte, North Carolina, USA. Dr Keller presented a poster entitled *Hypoglycemia in virulent Canine Babesiosis; prevalence, risk factors and outcome.*

Would you like to enter our competition and stand a chance to win a place at the prestigious 2004 ACVIM congress in Minneapolis?

#### Criteria for entry:

- Be in possession of an MMedVet degree, or in the process of completing one.
- Submit (with before and after pictures) five Eukanuba Veterinary Diet case studies (sample format available from Dr Sarah Miller)
- Have an abstract /poster accepted for presentation at the 2004 ACVIM congress.

All entrants that meet these criteria will be entered into a draw to select the final winner. IAMS South Africa will undertake to cover the cost of ACVIM registration, airfares and hotel accommodation on a bed and breakfast basis. Terms and conditions apply.

From left to right:  
Dr R Milner,  
Dr M van Zyl and  
Prof R Lobetti

Any queries, please contact Dr Sarah Miller at  
(012) 661-2200 or miller.s.1@pg.com

#### IAMS feeds the feral cats at the Onderstepoort Residence


In January 2003 some concerned vet and nurse students approached IAMS with a request for nutritional help. A colony of feral cats is cared for by the Cat Interest Group who have a sterilisation programme in place to control their numbers. These cats were in dire need of food and feeding stations so that they could eat safely without continual harassment from their canine rivals. IAMS SA jumped at the chance of helping out these feral felines who are now happily eating in peace.

The Westin Hotel,  
venue for the ACVIM congress



## Mozambique Outreach 2003

**Vets in Christ, South Africa (VICSA) was once again involved in the two-week short-term Outreach Mission in Mozambique. The two-week period in the winter vacation is a window of opportunity in the academic year, and a time when the risk of malaria in Mozambique is relatively low.**




*The outreach team spent two days with Dr Quembo and his team from the Veterinary Laboratory in Chimoio.*

This year the team consisted of 38 people, including 12 students and one staff member from the Onderstepoort campus (Veterinary Science), seven from the Groenkloof campus (Education), a veterinary student from England, a veterinary graduate from Canada and two recent graduates from Onderstepoort.

Prof Ned Donkin from the Department of Production Animal Studies reported the following to *OP News*: We spent two whole days with Dr Quembo and his team from the Veterinary Laboratory based in Chimoio. We travelled to Save on the Save River, south of Machase, and worked at cattle handling facilities at Mazvissanga and Mbindo on the way to Zambareje. We were involved in disease monitoring, taking blood samples and collecting ticks from cattle. We also collected ticks from goats and dogs for Prof Horak. It was wonderful to have a supply of veterinary remedies donated by The Big Five Veterinary Pharmaceutical (Pty) Ltd, thanks to the generosity of the manager, Mr Frans Schutte. We left most of the surplus products with Dr Quembo and were also able to give a few to the missionaries.

We would like to thank Prof Bland van den Berg (Director of Onderstepoort Veterinary Academic Hospital) and Mr Craig Murdoch (Pharmacist, Onderstepoort Veterinary Academic Hospital) for their support in providing equipment and materials that assisted us. In addition, Mr Piet Schoeman (Deputy Director, Onderstepoort Teaching Animal Unit) was able to lend us two trailers, which were essential to transport all our food and equipment.



It was an amazing experience to see these remote parts of Mozambique and to begin to understand the environment in which these people have to survive. We had to survive the rigours of camping in different places, always under the curious eyes of the local children. At times we were only able to wash every fourth day. We had many difficulties with vehicles largely because of the appalling roads, including a slipping clutch, blocked fuel filter, damaged tyres and a leaking radiator. We also survived a near collision on a slippery road at a bridge, where the clearance between the vehicle and the chevron pole next to the bridge was only one centimetre!

We hope that we were able to bring some help and encouragement to the ordinary people we met, as well as to those working so hard to uplift the people and to make Mozambique a better place. Ask anyone who was on the Outreach if it was worthwhile: you are sure of a positive response! We will be looking for other people to join us in 2004. Why not consider it?

The photographs show the fun and experience shared by everyone.

*Prof Ned Donkin and students collecting ticks from a dog for research purposes.*

## Students trounce lecturers – again!

Students are once more at the forefront of academic excellence at the Republic of Onderstepoort, beating academic staff into a distant and modest 'also-ran' position.

No fewer than three hostel league sports teams triumphed this year – soccer, volleyball and, for the second year running, rugby. As a result, the Republic was obliged to award an astonishing 53 PhD (*Pretoria hostel Destroyer*) degrees. At this rate of improvement, in the not too distant future there could be more doctorates awarded annually by our glorious Republic than bachelor degrees awarded by that other institution across the Magaliesberg!

**Well done boys!**



## Just in case • Emergency numbers

• Security Services (main campus)	6911	420-2310
• Flying Squad	6022	10111
• Police Pretoria North	6005	353-5666
• Ambulance:		
- Rosslyn	6003	541-3421/6
- Pretoria	6002	326-0111
• Fire Brigade (Wonderboom)	6024	543-0335
• Tygerberg Poison Centre	6179	(021) 931-6129
• Emergency Medical Help: OP		
- Dr Kenneth Joubert (VAH)	8137	082 445 7280
- Sr Amanda Hamman (VAH)	8064	083 269 8874
- Sr Riani de Kock (VAH)	8149	082 802 3329
- Dr Lynette Bester (VAH)	8136	083 695 5078
- Ms Anne-Marie Human (VAH)	8216	082 540 4833
- Prof Frik Stegman (VAH) theatre	8279	8148 (operating
- Mr Chris Neetling (Feed Store)	8004	8004 (roving phone)
- Prof Johnny vd Walt (Ethology/Physiology)	8025	082 784 8092
- Prof Ken Pettey (Ethology/Physiology)	8449	082 882 7356
- Ms Daléne Joslin (Anatomy/Physiology)	8212	082 374 1583
- Psychologist at OP (Wednesday), Voula Samouris	8243	083 754 5427
- Psychologist - main campus, Rina Buys	6126/6151	082 908 3688

**In the case of an emergency just dial the four digit number given above**



**Mr Johannes Setshedi has been working at the Faculty of Veterinary Science since 1980.**

He presently assists with the cleanliness of ICU and the wellbeing of patients. He started

## A winning master

running seriously in 1965 and has won many marathons and half marathons. In 1990 he stopped running marathons and now concentrates on half marathons. Since he entered the masters' category in 2000, he has always been the first master to reach the winning line!

When asked about specific highlights in his running career, Johannes replied that every race was a highlight in some way or another. When Johannes was asked what he still wanted to achieve in his racing career, he answered "I want to run 'till I die!" He said that he would like to tell young runners that they must focus and keep practicing and exercising until they reach their goal. Johannes has earned over 400 medals.