

VOLUME 4 • NO 1  
Winter 2004

# OP NEWS

## From the Desk of the Dean

**Following the graduation of the last batch of MEDUNSA students earlier this year, we finally reached the end of the amalgamation period. However, this is merely the end of the beginning for the amalgamated faculty.**

During the amalgamation period, departmental structures were put in place, the faculty's management and post establishment were finalised, and the curriculum was restructured on an ongoing basis. The faculty also developed a focused research strategy, strengthened its postgraduate programmes, and aligned itself with the vision and the mission of the University of Pretoria.

We now enter a period of consolidation during which we need to build on our strengths and attend to those matters in which we are weak, in order to fully address the needs of the South African society. We are in a position to build on sustained levels of research outputs, rapidly increasing numbers of postgraduate students from South Africa, SADC and internationally, increased numbers of academic personnel that are entering more diverse and sophisticated research fields, increased numbers of personnel with NRF ratings, strong and competitive international links, and exceptional support staff, both in the clinical and in the technological fields.

The role of the faculty is increasingly seen as one of regional importance in terms of training and research, and it has to live up to these expectations. The trends that are detectable in the faculty and particularly the enthusiasm of the younger members of staff will assist in realising these expectations.

In assuming the responsibilities of the future, I would like to pose the following question to all members of the faculty: Are we professionals training professionals? I am unsure as to whether there will be a consensus answer – perhaps, perhaps not.

To achieve this, we must adopt a common value system that directs our conduct both on and off campus. Once we become recognised as such, I would like to suggest that the faculty adopts the slogan: 'We are professionals training professionals'.

**Prof Nick Kriek,  
Dean**





# Sudanese delegation visits the faculty

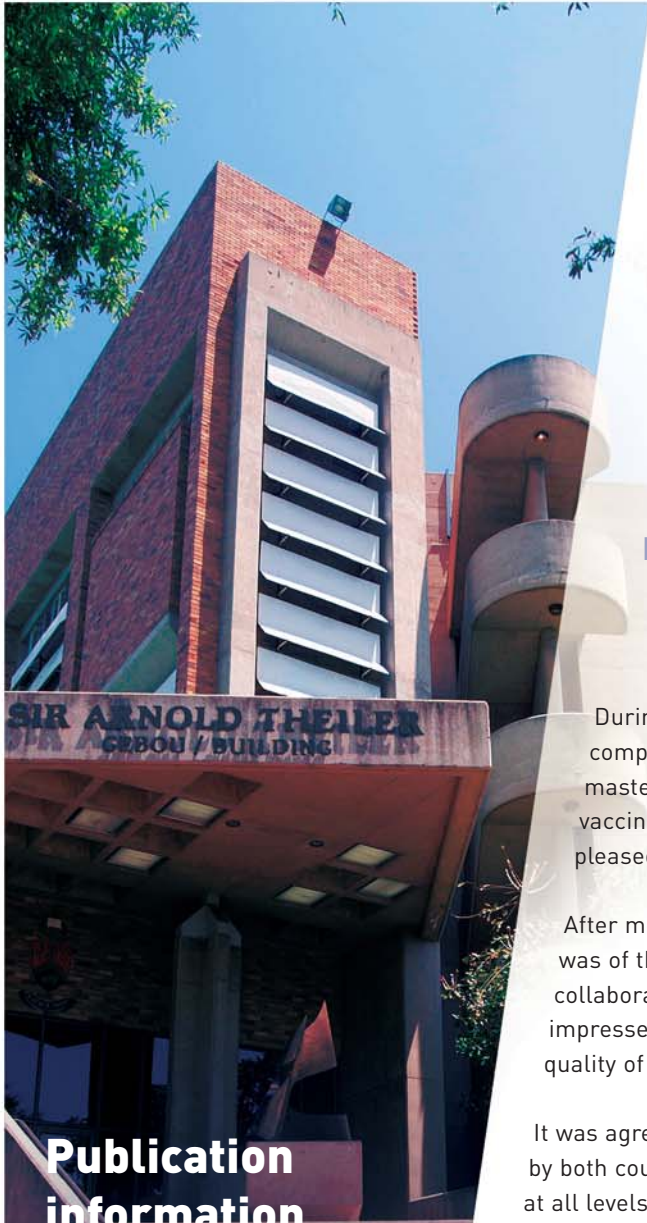
A three man Sudanese delegation visited the Faculty of Veterinary Science at Onderstepoort during February 2004 as part of the activities of the *Control of Tick and Tick-Borne Diseases*, which is an International Atomic Energy Agency (IAEA) sponsored project in the Sudan. The visit was organised by Prof Frans Jongejan, Utrecht University, Netherlands.

During the visit, the delegation met up with four Sudanese students who are completing a three-month fellowship with the faculty that will enable them to master molecular biological techniques involved in the diagnosis of and vaccine production for tick and tick-borne diseases. The delegation was very pleased with progress being made.

After meeting with scientists, management and teaching staff, the delegation was of the opinion that there was a sincere willingness to strengthen and extend collaboration to Sudan in the various fields. The delegation was also highly impressed by the great advancement of biomedical science in SA and by the quality of services offered to control disease.

It was agreed that a Memorandum of Understanding be drawn up and endorsed by both countries to enhance and strengthen collaboration between Sudan and SA at all levels pertaining to diagnosis, control, research and dissemination of information with regards to diseases.

*During a break the main role players posed for a photograph outside the Department of Veterinary Tropical Diseases. They are from left to right: Mr D Motlauthi – IAEA, Prof F Jongejan – Utrecht University, Dr S M Hassan – Head of Parasitology at the University of Khartoum, Prof A M A Majid – Director of the National Centre for Research in Sudan, Mr O Yasain – Councillor in the Sudan Embassy in South Africa, Dr A M El Hussein – Virologist and Head of the Vaccine Production Unit of the Central Research Laboratories in Sudan, Prof J A W Coetzer – Head of Department of Veterinary Tropical Diseases, University of Pretoria.*



## Publication information

**OPNews is issued by:**  
Faculty of Veterinary Science  
University of Pretoria

**Editor:**  
Prof Ken Pettey  
Tel: (012) 529-8449  
e-mail: ken.pettey@up.ac.za

**Consulting editor:**  
Janine Smit  
Tel: (012) 349-2029  
email: janine@jSES.co.za

**Layout**  
BoonBaseDesign  
boonbase@Mweb.co.za

**Printing**  
Remata iNathi Communications  
and Printers (Pty) Ltd

**Contributions to OPNews**  
are welcomed. Please submit  
any material electronically to  
the editor in MS Word.





# Faculty leads the way with regional curriculum workshop

**Chris van Blerk - Head of Marketing and Communication**

**Harmonising the curricula of Veterinary Faculties in East and Southern Africa would seem an almost impossible task to some people.**

**After a very successful 3-day startup workshop attended by delegations from six other countries in the sub-region, there was a general and unanimous feeling of optimism that the project is on track.**

*During the workshop, students of the faculty were given the opportunity to address the African Deans on the Books for Africa project. The students will visit some of the countries in the near future.*

The workshop, under the auspices of the Food and Agriculture Organisation (FAO) of the United Nations was hosted by the Faculty of Veterinary Science from 16 – 18 March and was chaired by the Dean of the Faculty, Prof Nick Kriek, who also acted as the Project Manager for the duration of the project. The Deputy Dean, Prof Morkel Terblanche, and the Head of Marketing and Communication, Mr Chris van Blerk also represented the Faculty at the workshop.

A total of 19 delegates from Ethiopia, Kenya, Mozambique, Tanzania, Uganda, Zimbabwe and the FAO, including the Deans and Deputy Dean from five of these countries' faculties and schools of veterinary science were also part of the workshop. Each country was required to present a position paper with regard to their institutions and curricula to the workshop.

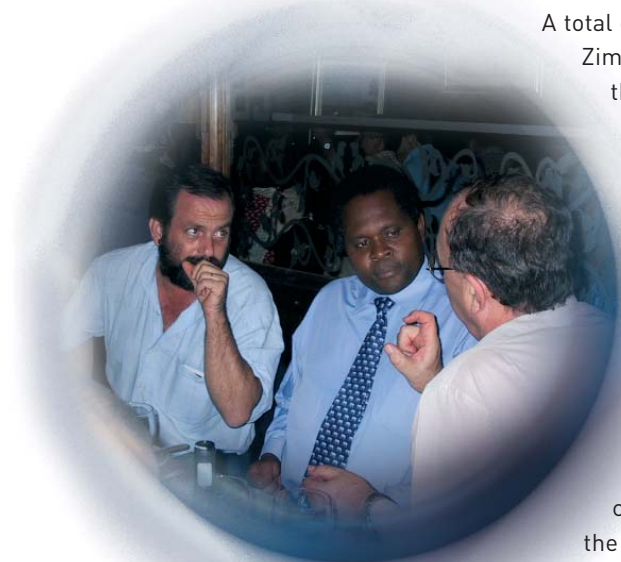
The focus of the workshop fell on identifying, prioritising and formulating proposals on how to deal with the specific challenges that are facing livestock production and the veterinary profession in the sub-region. Proposals were aimed at how to adapt the existing curricula to serve the needs of the sub-region and also to identify funding needs of the region. Methods of implementation were also discussed.

Breakaway sessions, plenary sessions and in-depth discussions led to constructive dialogue and the formation of three committees to manage the program, namely a Regional Committee of Deans, Regional Curriculum Committee and a Regional Resource Committee. According to Prof Kriek the workshop added further impetus to the already strong regional cooperation between the veterinary faculties.

Students of the faculty, representing the *Books for Africa* project were given the opportunity to inform the Deans at the workshop about the project. The workshop was concluded with cocktails, attended by the Principal, Prof Calie Pistorius and the Vice-Principal, Prof Andy Mogotlane. A special dinner followed for the Deans and senior members of every delegation at the invitation of Prof Kriek.

Ms Robyn Arnold of Write Connection assisted the workshop in capturing data of the proceedings, summarising proposals and priorities and regularly provided delegates with updated versions of discussions and decisions. Upon leaving, delegates were given a preliminary summarised report of the workshop. Workshops in Ethiopia and Uganda will follow later this year.

*The Dean, Prof Nick Kriek (right) in conversation with Prof Peter Mbithi from the University of Nairobi in Kenya (middle) and Dr Luis Gil das Neves, Dean of the Faculty of Veterinary Science at the Eduardo Mondlane University in Mozambique (left).*





# Crocodiles: working with present-day dinosaurs

Dr Jan Myburgh – Department of Paraclinical Science

A very successful international crocodile workshop was held in the Department of Paraclinical Sciences, Onderstepoort during March 2004 to discuss research and serious clinical problems related to crocodile farming.



Fritz Huchzermeyer examines a young crocodile that is being held by Dr Jan Myburgh.

Part of the success of the workshop was attributed to the two overseas attendants: Prof Lou Guillette (reproductive endocrinologist) from the USA and Prof Taisen Iguchi (molecular biologist) from Japan. Prof Hannes van Wyk, a herpetologist from the University of Stellenbosch, who is actively investigating water pollution in the southern Cape and Dr Fritz Huchzermeyer, the author of the book *Crocodiles: biology, husbandry and diseases*, also attended the workshop.

During the workshop numerous research projects were identified and listed. It was decided that large funding bodies would be approached to sponsor an umbrella *Nile crocodile Project*, consisting of many sub-projects.

As part of the workshop, Dr Fritz Huchzermeyer accompanied the workshop attendees to the Thaba Kwena crocodile farm, one of the largest crocodile farms in southern Africa, to investigate the *Mycoplasma* epidemic present on most crocodile farms at the moment. The *Mycoplasma* organisms affect the joints of the young and fast growing crocodiles causing extreme pain. Affected crocodiles have difficulty moving and also don't eat.

Some crocodile farmers treat them with oxytetracycline, but most farmers use emergency slaughter as soon as they are observed to be lame. While on the farm, 275 animals were shot for this reason. A *Mycoplasma* organism, which grows at room temperature, was isolated from affected crocodiles by Dr Jackie Picard and Johan Gouws, from the Department of Veterinary Tropical Diseases.



Affected crocodiles shot for emergency slaughter.

Prof Guillette demonstrated his blood collecting technique and also how to collect urine from crocodiles, something he and his students mastered in alligators during the last year. The technique, using a dog catheter, worked well in the Nile crocodile (easier than collecting a urine sample from a dog) and will probably be published soon because as far as is known, this is the first time that urine has been collected from a Nile crocodile in Africa.

Workshop attendees also visited the Arabie Dam (now called Flag Boshilo). The biggest population of "wild" crocodiles (i.e. crocodiles outside protected areas) live in this dam. Hannes Botha completed a MSc project



on this population entitled *The ecology and population dynamics of the Nile crocodile in the Arabie Dam*. Hannes is very keen to assist with future projects. He is South Africa's own "crocodile hunter" and easily catches crocodiles longer than 4 metres with his team.

The Arabie Dam is in the Olifants River and it is known that the water is polluted. It is generally accepted that many types of chemicals, e.g. pesticides, industrial chemicals and detergent products, alter signalling systems in our bodies and those of wildlife.

From data collected by Hannes during his MSc degree, it is clear that the fertility of crocodiles is affected. The data

from the Arabie Dam crocodiles is very similar to that from alligators in Lake Apopka (very polluted lake), northwest of Orlando,

Florida where Prof Lou Guillette is busy with research. Alligators from this lake, and other polluted lakes, have altered functioning of the ovaries and testes, and have developed small penises. The public and scientific response to Prof Guillette's work has been overwhelming. Findings are comparable to reports of increased abnormalities in the genitalia of baby boys from many affected human populations worldwide. With the help of Prof Lou Guillette, his post graduate students and his laboratory, it's hoped that the crocodiles of Arabie Dam can be further investigated.

*Dirk Booyse (Dept of Anatomy and Physiology) (middle) and Prof Taisen Iguchi (right) doing a clinical examination on a crocodile.*

As soon as Dr Jackie Picard and Johan Gouws have perfected a serological test for *Mycoplasma* we will be able to determine how widespread this disease is by comparing the farmed crocodiles and those in the wild (Arabie Dam). It is suspected that the stress of over-crowding in captivity is one of the more important trigger mechanisms for *Mycoplasma* to become clinical. Very little is known about the epidemiology of this disease and most other crocodile diseases. Veterinarians must take note that this is a fast growing industry and should consider becoming involved in "herd health" work on crocodile farms.

Both Prof Taisen Iguchi and Prof Lou Guillette are planning to visit South Africa again in September this year, to continue work on the *Nile crocodile Project*.

*Prof Guillette (left), the crocodile handler and Dr Jan Myburgh (right) at the end of the urine collection demonstration.*



## Late news flash

Profs John Soley and Tubby Veary are members of the Northern Blues FOF Vets Masters hockey team which was unbeaten in, and winners of the veterans pool at the SA Masters Inter-provincial Hockey Tournament in Cape Town in May. Congratulations!

# Class of 1926

The Class of 1926 was probably unique in the sense that two of its members, who were employees of the Onderstepoort Research Institute, were granted special permission to study veterinary science at the faculty – presumably whilst still receiving a salary or some form of financial assistance from the State. They were Dr Hermann Mönnig and Prof AD Thomas.




Worldwide N°1 Choice of Veterinarians™



## Graduates excel in various fields


RD Bigalke - Veterinary History Committee of the SAVA

Dr Hermann Mönnig had already obtained a DS-degree in Zoology in Zürich in 1921 (note that for unknown reasons, he does not wear graduation regalia like the other graduates in the photograph) when he was appointed at Onderstepoort as a research officer in 1922. After qualifying as veterinary surgeon, he re-occupied his post and became one of Onderstepoort's most eminent, internationally acclaimed parasitologists. He was head of the section of Parasitology from 1928-1945 and Professor of Parasitology in the faculty from 1929-1945. On account of his membership of the Broederbond, (a secret, pro-Afrikaner organisation) he was forced to retire from government service in 1945 near the end of World War II. He then went into the pharmaceutical industry, and became the first veterinarian to establish a successful, purely South African enterprise which he named Agricura Laboratory Ltd. He became its first Managing Director and later the Chairman of its Board. He died in Pretoria in 1978 at the age of 82.



Dr Hermann Mönnig


Prof AD Thomas was born in Switzerland and came to South Africa with his parents as a small boy. At the time when he started his veterinary studies he worked as a laboratory assistant, having obtained a matriculation certificate by private studies while at Onderstepoort. Apparently on account of his future promise, he was allowed to enroll at the faculty, to qualify as a veterinarian in 1926. In 1927 he transferred to the research staff at Onderstepoort, also acting as a part-time lecturer and later as a renowned Professor of Pathology. In 1929, only 2 years after qualifying, he was awarded a DVSc- degree in pathology. He served as editor of the *Journal of the South African Veterinary Medical Association* – now the *Journal of the South African Veterinary Association* – for about 8 years.



Prof AD Thomas

In 1946 Prof Thomas resigned from Onderstepoort to establish a private practice in Pretoria. He continued to serve as an astute and feared (by students!) external examiner for Pathology at the faculty for several years. In 1955 he joined the Division of Veterinary Services to initiate a diagnostic laboratory in Louis Trichardt where he was the first to discover, together with WO Neitz, the toxicosis of cattle caused by severe infestation with brown ticks, named brown tick toxicosis. Prof Thomas finally retired in 1966 and took up farming, later moving to George where he died in 1991 at the ripe old age of 92.

Prof Neville Starke, known as 'Starkey' to his students, hailed from a farm in the vicinity of Stellenbosch. After qualifying he was appointed as government veterinary officer in 1927 and spent the next 14 years of his career in the field, serving at places like Bloemfontein, Pietersburg, Duiwelskloof, Potchefstroom, Dundee and Durban. Whilst at Potchefstroom he was sent to Ramathlabama in Bechuanaland (now Botswana) to assist with the control of the 1932/33 outbreak of foot-and-mouth disease (FMD). This experience stood him in good stead whilst stationed in Dundee where he diagnosed the 1937 outbreak of FMD in Zululand.



Prof Neville Starke

Prof Starke transferred to Onderstepoort in 1941 as a lecturer in Animal Management and General Hygiene. In 1948 he joined the department of Surgery, succeeding Prof SWJ van Rensburg as Professor of Surgery, Gynaecology and Obstetrics in 1953. Prof Starke retired in 1959 and thereafter farmed for 23 years on a small-holding near Stellenbosch. He finally moved to Pretoria where he died in 1988 at the age of 89.





Prof JDWA ('Dougie') Coles was Onderstepoort's first poultry specialist. Having initially experienced East Coast fever control measures at Allerton Laboratory in Natal as newly appointed veterinary research officer, he became the first lecturer in Avian Pathology at Onderstepoort in 1931. He was awarded a Commonwealth Fund Fellowship that he utilised for study purposes at the Medical School of the Washington University, St Louis, USA during 1934 and 1935. Back at Onderstepoort, he was instructed to lecture in Dietetics for 3 years. This stimulated a particular interest in the discipline that led to his appointment to the National Nutrition Council and to the local development of balanced poultry rations.

Prof Dougie Coles

Prof Coles developed into a scientist of considerable repute. His achievements were not limited to poultry. He was, for example, the discoverer of a rickettsia named *Rickettsia (Colesiota) conjunctivae* in cases of infectious ophthalmia in sheep. He became internationally renowned in the nomenclature of rickettsias. He was highly regarded as an expert diagnostician and nutritionist in the poultry industry. He was the first person to discover *psittacosis* in pigeons; first to discover paralysis due to *Argas persicus* in ducks and geese and first to observe the vertical transmission of osteopetrosis in poultry. In 1957, on invitation, he advised the Nyassaland (now Malawi) government on the establishment of a poultry industry commensurate with the capacities of the existing small farmers.

In 1959 Prof Coles resigned from Onderstepoort to establish a poultry farm in Natal. In his later years he also made a considerable contribution to the promotion of nature conservation in that province as an active and enthusiastic member of the Natal Parks Board. He died in 1987 at the age of 82.

Captain John Dickson



Captain John Dickson and Dr Cyril Flight both joined the Division of Veterinary Service as government veterinary officers immediately after they qualified. Captain Dickson saw service at Dundee, Nongoma, Louis Trichardt and Piet Retief. He enlisted in World War II, serving with the rank of captain in Madagascar. After his return he was posted to Bedford and Bloemfontein where he was promoted to Sub-Director (later this title was changed to Assistant Director) of the Orange Free State & Northern Cape Region. He was finally transferred to the Western Cape Region. After his retirement from state service in 1961, he served as an officer in charge of the Predator Control Research Station, Vrolijkheid at Robertson, where he finally retired in 1966. Captain Dickson died in 1973 after prolonged ill health at the age of 73.

Dr Cyril Flight

Dr Cyril Flight served at Komga, Butterworth, Port Shepstone, Oudtshoorn and Bloemfontein. He was promoted to Sub-Director in 1947, serving in this capacity in the Eastern Cape, Western Cape and Orange Free State & Northern Cape Regions. He retired in 1964 to settle in East London and died in 1985 at the age of 82.




Dr James Reid obtained a BSc (Agric) degree prior to enrolling for the veterinary course at Onderstepoort. Shortly after qualifying as a veterinary surgeon, he joined the Division of Veterinary Services as government veterinary officer and served at stations as diverse as Louis Trichardt, Pietersburg, Cape Town and the Allerton Laboratory over a period of only 3 years. Like Boet Bekker from the Class of 1925, he then also 'broke the rules' by resigning from the service and going into private practice in 1930. However, he moved to the Standerton district in 1933 where he is reported to have farmed and practised. Although Dr Reid was therefore the first Onderstepoort graduate to venture into private practice, there is no convincing evidence that he managed to make a living out of that vocation. He died, apparently by his own hand, on his father's farm in the Standerton district in 1951.

Dr James Reid




Worldwide N°1 Choice of Veterinarians™



## Hill's Clinical Resource Centre

The Hill's Clinical Resource Centre is now fully operational. Unused cupboard space in Medicine Clinic 2 has made way for a small clinical library, information about clinical nutrition and client education material.



Dr Guy Fyvie (left) hands over books to Prof Andrew Leisewitz.

The donated books are to be used by students and lecturers on clinics. They include the latest set of BSAVA manuals, self-assessment books, and the "5-minute veterinary consult." Hopefully the centre will make it easier to read up about cases without having to leave the hospital.

## More than just pet food!

In January, for the 4th year in a row, Hill's again sponsored the *Management and Leadership Skills Awareness* program together with Merial and the University. 4th year vet students and 1st year nursing students attended this 2-day course which has been tailored specifically to make veterinary students aware of the interpersonal and leadership skills needed for success in their future careers.

*"The excellent technical skills attained at University will only make up a small part of your success in later years!"* Louis Odendaal, Course Facilitator

## Innovation in Nutrition

Hill's continues its tradition of being the innovative leader in clinical nutrition with the launch of the new Hill's Prescription Diet Feline m/d.

Feline m/d (metabolic diet) is the first range of diets, utilising the cats unique metabolism, proven to help fat cats lose weight and control diabetes. Dr Tanya Schoeman attended the Hill's European symposium on feline diabetes and endocrine diseases in Amsterdam, and did a speaker tour for Hill's in South Africa. Dr Schoeman says that the new Hill's Prescription Diet Feline m/d is very exciting and allows for better control of diabetic cats. "The theory behind m/d makes sense and in clinical trials diabetic cats on m/d were three times more likely to revert to a non-insulin dependent state," said Schoeman.



Dr Guy Fyvie (left) and Dr Tanya Schoeman.

Hill's is very proud to have been in South Africa for 10 years and to have been involved in support and education at Onderstepoort for that time. Hill's Pet Nutrition is a global company that owes its humble beginnings to Dr Mark Morris who in 1948 formulated the world's first Prescription Diet (k/d).

Hill's has a proud history of innovation, the best quality products and strong ties with Veterinarians around the world and is committed to education, not only about clinical nutrition, but all skills needed by future colleagues in the Veterinary family.

**Please contact Dr Guy Fyvie at [Guy@hillspet.co.za](mailto:Guy@hillspet.co.za) for further information or advice.**



Worldwide N°1 Choice of Veterinarians



# In memoriam

**Prof CFB Hofmeyr**

**(15 August 1916 - 14 January 2004).**

Prof Hofmeyr remained in private practice until 1958 when he became full-time Professor and Head of the Department of Surgery in the Faculty of Veterinary Science of the University of Pretoria. He was part-time Dean of the Faculty from 1969 until 1975, and full-time Dean of the Faculty from 1976 until 1981. Prof Hofmeyr was awarded a DVSc degree for his studies in veterinary surgery by UP, and was also awarded an honorary doctorate. His vision led to the introduction of the M Med Vet and BVSc (Honours) degrees as well as the University Diploma in Veterinary Nursing.

**Prof Mike Brown**

**(28 May 1929 - 11 June 2004)**

Mike Brown had an insatiable hunger for knowledge and all things great and small intrigued him. He had a phenomenal knowledge of physiology and biochemistry, botany, toxicology, and human nutrition. His teaching career started in 1953 as senior lecturer and ended with his retirement in 1981. During this time, he taught at Onderstepoort, the Medical Faculty of the University of Pretoria, and the Faculties of Veterinary Science and of Medicine at MEDUNSA. At the end of his career, he was Deputy Dean of the Faculty of Health Sciences of MEDUNSA. Prof Brown was also co-founder and director of Lifeline.

We honour the memory of our esteemed colleagues who were recognised locally and internationally for their contribution to veterinary science.

**Prof Nick Kriek**  
Dean



Worldwide N°1 Choice of Veterinarians™



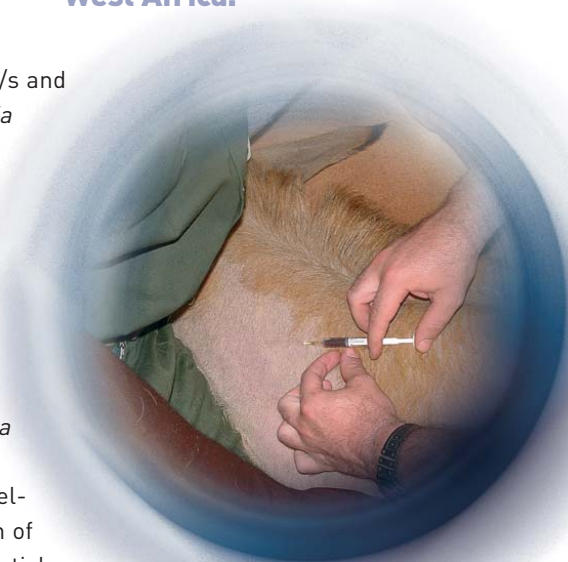
## Progress in the development of a vaccine against *theileriosis* in roan antelope

**Dr. J Steyl - Department of Paraclinical Science**

**The Departments of Paraclinical Science and Veterinary Tropical Diseases have been conducting research on immunisation against theileriosis in roan antelope imported from West Africa.**

Identification of the tick vector/s and characterisation of the *Theileria* sp. responsible for the disease was crucial in the process of studying the pathogenesis and epidemiology and in developing diagnostic and control regimes. The *Theileria* sp. involved was found to be unique and is provisionally named *Theileria* (sable), since it was identical to the *Theileria* sp. identified initially in sable antelope. A PCR and DNA-probe was developed to aid in diagnostic identification of *Theileria* (sable) infected animals. The tick vectors identified were *Rhipicephalus evertsi* and *R. appendiculatus*, with *R. evertsi* most probably being the main vector.

This information made it possible for the preparation of a live tick derived stabilate. The infectivity of the stabilate was found to be high, and titration to a safe but infective dose proved very challenging. Currently, stabilate infected animals are being challenged naturally in the lowveld of Mpumalanga in an attempt to verify immunity.



*Innoculation with the tick derived stabilate.*



*Prof Hofmeyr*



*Prof Brown*

# Leading the way in veterinary research

Being the only Faculty of Veterinary Science in the country brings with it certain expectations, not least of which is the provision of research and training facilities and equipment that are innovative and internationally competitive.

This challenge has been met once again with the acquisition of the most advanced real-time Polymerase Chain Reaction (PCR) technology, which is able to analyse data with complete automation. This acquisition has been made possible by BioPAD and a consortium made up of the Department of Veterinary Tropical Diseases, the Onderstepoort Veterinary Institute, the University of Utrecht and Isogen Lifescience in the Netherlands.

The LightCycler that is being used at Onderstepoort (V2.0) is the first of its kind in Africa, reinforcing the Faculty's commitment to leading the way in veterinary research. It is used in a multitude of applications, from human diagnostics to cutting-edge molecular research. This model is a completely new design with respect to real-time PCR technology. It will allow the partner institutions to do cutting-edge research in the field of molecular biology, which will benefit not only diagnostics and research at the University of Pretoria, but the entire region.



Worldwide N°1 Choice of Veterinarians™



## 6th International Symposium on the Nutrition of Herbivores

Prof JG van der Walt - Department of Anatomy/Physiology

Dr FMC Gilchrist initiated this series of symposia in 1983. The proceedings from that meeting still form the basis of much post-graduate research in animal nutrition.

This 6th Symposium was organised by the Veterinary Faculty of the Autonomous University of the Yucatan in the old city of Mérida, Mexico.

Registration for the symposium started on the preceding Sunday afternoon, followed by a meet-and-greet function, capped by a display of local folk dancing by the University Dance Troupe. The sessions commenced at 08:00 on the Monday morning, and ran through to the Friday afternoon.

The symposium was structured into 9 sessions, each based on two plenary presentations, followed by a break for poster viewing and tea, after which 2 selected posters were presented orally. Each session was concluded with a round-table discussion involving all 4 speakers.

Session 1 included 17 posters, from which the 2 chosen were both by Prof EA Boomker, also from the Department of Anatomy/Physiology, University of Pretoria. I was selected to present one poster in sessions 8 and 9.

A mid-symposium tour was organised to Tantakin (Centro de Desarrollo Tecnológico). Tantakin was established in 1994 by a consortium comprising the State of Yucatan and the Bank of Mexico to promote a dual-purpose animal production system.

The centre runs programmes that cover intensive and short-term grazing, artificial insemination, strategic nutrition of farm animals, and the maintenance of protein banks of Leucaena. Cattle are divided into a zebu group and a dual-purpose F1 cross herd to produce meat and milk at low cost, making full use of the leucaena bank for supplementary protein. The addition of a red deer unit has proved to be a profitable enterprise, contributing valuable foreign exchange earnings to the station's income.

### Late News Flash

*Prof Johnny van der Walt passed away unexpectedly on 29 June 2004. He suffered a heart attack while diving off the Sodwana coast.*



*A cow from the F1 cross that is used as a dual-purpose breed.*



# Onderstepoort community development and awareness

Joe Hanekom - BVSc V

**Veterinary students are involved  
in voluntary outreach activities to  
surrounding communities.**



*Onderstepoort Primary School  
children taking part in the painting of  
a handprint mural.*

## **Onderstepoort Primary School**

When the faculty first approached the school in 2002, the teachers welcomed the student's assistance with skills training. The school teaches children who are in the lower income bracket and about a third of them are the children of the workers at Onderstepoort.

Initially ten students became involved in activities such as vegetable gardening and swimming coaching. The school now has a flourishing vegetable garden and a teacher who is in charge of sport, which includes soccer and netball.

In 2003, the project expanded and a dedicated group of students now help out. So far, they have managed to organise and supervise a trip to the zoo for the 100 school children and have held a fun day where the children painted a mural of handprints on the wall. The project has also been formally registered as a club with the University of Pretoria.

## **Tumelong Project**

This is an ongoing project that is run and funded by the Anglican Church in Winterveld. Essentially, it is a daycare centre for between 100 and 150 orphans (some presumably as a result of HIV/AIDS) from preschool to matric. The majority of the children stay with family members and come to the centre on Saturdays, Sundays and also during the holidays.

Initially three to five students visited the school every second Saturday. Soon they realised that the education standards in the township were very low and that this project could grow from just assisting with homework to teaching important subjects like Maths and English. As a result the veterinary students have contacted students from the Education Faculty to assist with this project.

Dr Bisschop (Dept of Production Animal Studies) has also sponsored chickens and feed, which provides eggs, a source of protein, for the children at the school.

## **Vaccination Projects**

The students have also participated, in a voluntary capacity, in vaccination clinics for companion animals. These clinics have been run by the South African Veterinary Association's Community Veterinary clinics in Winterveld and Pretoria North. A vaccination day was also held in Letlhabile near Brits.

# Veterinary Librarian Conference

Erica van der Westhuizen

The Academic Information Centre is currently organising the 5th International Conference of Animal Health Information Specialists that will take place from 4-7 July 2005.

Various pre-conference sessions featuring products and services relevant to veterinary libraries and their patrons will be held.

For more information on the conference take a look at the website designed by Antoinette Lourens at <http://www.ais.up.ac.za/vet/icahis/index.htm>. Or visit the Call for Papers site at <http://www.ais.up.ac.za/vet/icahis/5icahpap.htm>, where you will be able to obtain a preliminary registration form, which is also available in an online version.

The Academic Information Service is also investigating ways in which it can play a role in the continuing professional development (CPD) of practitioners. It intends to market its services to practitioners during the SAVA congress that will be held from 28-30 July in Cape Town. With the aid of Chris van Blerk, Faculty Marketer, the AIC will feature a professional display focusing on its CPD support role.



Worldwide N°1 Choice of Veterinarians™



## Just in case • Emergency numbers

• Security Services (main campus)	6911	420-2310
• Flying Squad	6022	10111
• Police Pretoria North	6005	353-5666
• Ambulance:		
- Rosslyn	6003	541-3421/6
- Pretoria	6002	326-0111
• Fire Brigade (Wonderboom)	6024	543-0335
• Tygerberg Poison Centre	6179	(021) 931-6129
• Emergency Medical Help: OP		
- Sr Amanda Hamman (VAH)	8064	083 269 8874
- Sr Riani de Kock (VAH)	8149	082 802 3329
- Ms Anne-Marie Human (VAH)	8216	082 540 4833
- Prof Frik Stegman (VAH) theatre)	8279	8148 (operating
- Mr Chris Neetling (Feed Store) phone)	8004	8004 (roving
- Prof Johnny vd Walt (Ethology/Physiology)	8025	082 784 8092
- Prof Ken Pettey (Ethology/Physiology)	8449	082 882 7356
- Mrs Daléne Meyer (Anatomy/Physiology)	8212	082 374 1583
- Psychologist at OP (Wednesday), Voula Samouris	8243	083 754 5427
- Psychologist - main campus, Rina Buys	6126/6151	082 908 3688

**In the case of an emergency just dial the four digit number given above**

## The Dean's cultural evening

John Grewar -HK, Derek Clover - OPVSC and Brett Catherine - Borborygmi

The Dean's Cultural Evening, a formal event co-hosted by the Huis Komitee and the OPVSC, is a showcase of the various cultural talents that Onderstepoort has to offer.

It was held on 26 March 2004 on the Groenkloof Campus, and was a great success. Such an occasion serves to advertise the largely hidden and often unrecognised variety of talent that is abundant (in students and staff) at OP and has definitely become a highlight on the OP calendar.

This year the programme consisted of 16 items. We would like to make mention of Dr David Sutton's violin rendition of Czardas, a gypsy theme, and Camilla Weyer and Leon Loots' sensational vocal solos. The OP Serrie group's performance of Rat Toothed Forceps and the Shakespearean version of Old McDuff had a farm instilled some comedy into the evening.