

## OPTIMAL PROCESS DURATIONS OF EXPANSION OF A HEATED GAS WITH LINEAR PHENOMENOLOGICAL TRANSFER LAW

Hanjiang Song<sup>1</sup>, Chenyang Ao<sup>1</sup>, Linggen Chen<sup>2,3,4\*</sup>, Xiaoyong Qin<sup>2,3,4</sup>

\*Author for correspondence

1 China Marine Development and Research Center, Beijing 100161, P. R. China

2 Institute of Thermal Science and Power Engineering, Naval University of Engineering, Wuhan 430033, P. R. China

3 Military Key Laboratory for Naval Ship Power Engineering, Naval University of Engineering, Wuhan 430033, P. R. China

4 College of Power Engineering, Naval University of Engineering, Wuhan 430033, P. R. China

E-mail: lgchenna@yahoo.com and linggenchen@hotmail.com

### ABSTRACT

An optimal motion of a piston is examined. The piston is fitted inside one cylinder, which contains ideal gas. The gas contacts a heat bath and is heated with given rate  $f(t)$  in finite time. The heat transfer between heat bath and gas obeys the linear phenomenological heat transfer law (LPHTL)  $\dot{q} \propto \Delta(T^{-1})$ . Optimal expansion problem of the heated gas is solved step by step. There exist an OMP for any given final time, an optimal process duration of expansion (OPDE) for maximum power output (MPO), and an OPDE for maximum work output (MWO) for fixed power output. Both the OPDE for MPO and the OPDE for MWO with fixed power output is obtained. The best performance of the system is obtained using finite time thermodynamics. Numerical calculations are performed. The results show that the leaking energy and the energy from the heat source change into work output of the expansion process. Both the MPO and MWO with fixed power increase with the increase of heat conductance  $K$ . The results obtained can provide some guidelines for real systems operating with LPHTL.

### INTRODUCTION

In 1975, Curzon and Ahlborn [1] obtained efficiency of a Carnot engine at MPO. Since then, finite time thermodynamics has had great progresses [2-19]. Specially, References [20-25] applied finite time thermodynamics to study the optimal motion of a piston. The piston is fitted inside one cylinder, which contains ideal gas. The gas contacts a heat bath with temperature  $T_{ex}$ , and is heated with given rate  $f(t)$  in finite time. The heat transfer between the bath and gas obeys Newtonian heat transfer law,  $\dot{q} \propto \Delta T$ . The configuration for MWO was obtained [20, 21], the MPO optimization was performed [23, 24]. The optimal configuration was applied in the performance optimizations for internal [25] and external [22] combustion engines. Those results were strongly related to the law of the heat transfer process. One should study the effects of heat transfer law [26-29]. Reference [30] investigated the MWO configuration for the same system with LPHTL  $\dot{q} \propto \Delta(T^{-1})$  instead of Newtonian one. References [31, 32]

carried out the similar work further using generalized radiative heat transfer law  $\dot{q} \propto \Delta(T^n)$  [31] and convective-radiation law [32]. Based on Ref. [31], References [33, 34] performed performance optimizations for internal [33] and external [34] combustion engines. This paper will make a further step based on Ref. [30], just as Refs. [23, 24] performed based on Refs. [20, 21]. The optimal expansion problem of the heated gas, which is inside a cylinder and with a piston and with LPHTL will be solved step by step. There will be an OMP for any given final time, an OPDE for MPO, and an OPDE for MWO for fixed power output. Both the OPDE for MPO and the OPDE for MWO with fixed power output will be obtained. The device performance will be determined. Numerical calculations will be performed.

### NOMENCLATURE

$C_v$	[J/kg·K]	Constant volume specific heat
$\dot{E}$	[J/s]	Change rate of internal energy
$f$	[J/s]	Heated rate
$K$	[JK/s]	Heat conductance
$P$	[W]	Given power output
$R$	[J/(mol·K)]	Ideal gas constant
$T$	[K]	Gas Temperature
$t$	[s]	Time
$V$	[l]	Gas volume
$\dot{W}$	[J/s]	The power output of expansion

#### Special characters

$\tau_m$	[s]	The optimal final time
----------	-----	------------------------

#### Subscripts

$ex$	External
$m$	Final point
$max$	Maximum
$0$	Origin point

#### Abbreviations

LPHTL	Linear phenomenological heat transfer law
OMP	
OPDE	Optimal process duration of expansion
MPO	Maximum power output
MWO	Maximum work output

Conductive cooling of heat-generating volumes has been approached by other researchers as a volume- or area-to-point heat transfer problem [5]. Thermal tree theories have been developed to describe the distribution of low thermal resistant paths and heat transfer has been optimised for different thermal tree structures [6-8].

Even though thermal tree schemes present optimised heat transfer performance, it requires complex geometric layouts which at small dimensional scales can lead to high manufacturing costs. In passive power electronic modules, which typically have inductive, capacitive and transformative functions, restrictions imposed by the electromagnetic fields, dictates that only parallel-running internal embedded solid geometries can be considered. Such layouts, when placed in-line with magnetic field lines reduces the interference a cooling insert may have on magnetic and electric field distribution. Three-dimensional thermal path networks are thus not suitable for such applications

In a previous investigation [9], the thermal performance of a grid of discrete parallel-running rectangular solid inserts were studied and geometrically optimised in terms of fixed volume use. At the dimensional scale of interest in power electronics and electronics cooling, it was found that the geometric shape of embedded cooling inserts has a diminishing influence on thermal performance and that the fraction of volume occupied by the cooling system plays a much more dominant role [10]. With this in mind it may be appreciated that from an economic and manufacturing point of view, continuous cooling layers provides a more practical embedded conductive cooling configuration. This paper focuses on thermal characterisation of cooling layers and aims to provide some information on thermal cooling performance.

## PHYSICAL MODEL

Considering the problem of MWO from a heated ideal gas, which is inside a cylinder, and the cylinder is with moveable piston. In the cylinder, there is  $1\text{mol}$  ideal gas. The gas is heated uniformly by heating rate of  $f(t)$  from a heat source. The heating rate is an arbitrary given function with time. The gas contacts an external heat bath, whose temperature is a constant,  $T_{ex}$ . The problem is to control the motion of the piston in order to obtain the MWO or MPO from this system with a fixed time interval, see Fig. 1. This model is the same as that adopted in Ref. [24], except the heat transfer between gas and heat bath. Reference [24] applied Newtonian law, while LPHTL  $\dot{q} \propto \Delta(T^{-1})$  [30, 33-34] is applied herein, where  $\dot{q}$  presents heat flux across cylinder wall with heat conductance  $K$ ,  $T$  presents gas temperature, and  $T_{ex}$  presents bath temperature.  $K$  is taken to be a constant herein, for simplicity, as did in Refs. [20-25, 30-34]. Besides, the inertia of gas and piston is neglected, and the friction effect associated with piston movement is also neglected. In fact, the friction affects the optimization result [28]. However, for simplicity, it is neglected in this paper, as did in Refs. [20-25, 30-34].

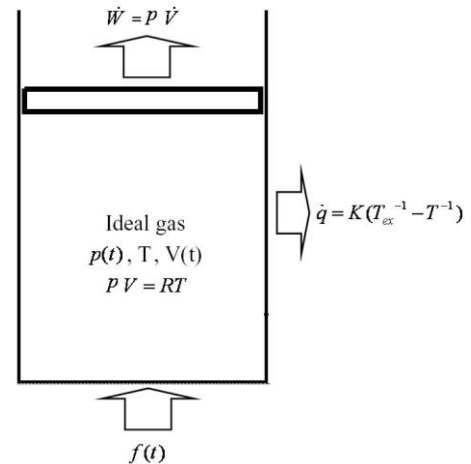
The first law of thermodynamics gives

$$\begin{aligned}\dot{E}(t) &= f(t) - \dot{W}(t) - \dot{q}(t) \\ &= f(t) - \dot{W}(t) - K[T_{ex}^{-1} - T^{-1}(t)]\end{aligned}\quad (1)$$

where  $\dot{E}$  is the change rate of internal energy, and  $\dot{W}(t)$  is the instantaneous power output of expansion. The goal is to maximize the average power  $P$  over time  $t_m$ :

$$P(t_m) = W(t_m) / t_m \quad (2)$$

with given  $f(t)$ , initial volume ( $V_0$ ), final volume ( $V_m$ ), and initial internal energy ( $E_0$ ) of the gas, where  $W(t_m)$  is the total work output over time  $t_m$ .



**Figure 1** Schematic diagram of the model: a mole of ideal gas inside a cylinder is pumped by a given heating function  $f(t)$  and is coupled to heat bath by the linear phenomenological heat transfer law

## OPTIMAL MOTION OF THE PISTON FOR ANY GIVEN FINAL TIME

The problem is to optimize motion of the piston, which will be a function of time. This means that one must optimize the system operating time  $t_m$  subject to the constraint, Eq.(1). However, one can note that for any given final time  $t_m$  (also for the optimal final time  $\tau_m$ ) the maximum of  $P(t_m)$  is provided by maximizing  $W(t_m)$ . The problem of MWO for given  $t_m$  was solved by Chen et al [30]. It is the must only task to determine the optimal final time  $\tau_m$ .

The results of Refs. [30, 31] showed that the optimal configuration for this problem consists of three steps: the first is an initial instantaneous adiabatic process, the second is an intermediate Euler-Lagrange (E-L) arc, and the third is a final instantaneous adiabatic process.

Step (1) is the initial adiabatic process from  $V(0)$  to  $V'(0)$  at  $t = 0$ . Its equation is

$$E'(0) = E(0)[V'(0)/V(0)]^{-R/C_v} \quad (3)$$

where  $E'(0)$  is the initial internal energy of the optimal process, but not the initial internal energy ( $E(0)$ ) of the whole optimal expansion process.

Step (2) is the E-L arc and proceeds from the initial  $V'(0)$  and  $E'(0)$  at  $t=0$  until time  $t=t_m$ :

$$E(t) = \frac{2KC_V E'(0)}{2KC_V - E'(0)[F(t) - F(0)]} \quad (4)$$

$$V(t) = V'(0) \left\{ 1 - \frac{E'(0)}{2KC_V} [F(t) - F(0)] \right\}^{C_V/R} \quad (5)$$

$$\exp\left(\frac{[2KC_V + E'(0)F(0)]^2}{4KRE^2(0)} t - \frac{1}{4KR} \int_0^t F^2(t) dt\right)$$

and  $E'(0)$  and  $V'(0)$  satisfy following equations:

$$[2KC_V + E'(0)F(0)] \exp\left(\frac{[2KC_V + E'(0)F(0)]^2}{4KC_V [E'(0)]^2} t_m\right) \quad (6)$$

$$- \frac{1}{4KC_V} \int_0^{t_m} F^2(t) dt = \frac{E'(0)KC_V}{E(0)} \left(\frac{V_m}{V(0)}\right)^{R/C_V}$$

$$\frac{[2KC_V + \left(\frac{V'(0)}{V(0)}\right)^{-R/C_V} E(0)F(0)]}{\left(\frac{V'(0)}{V(0)}\right)^{-R/C_V} E(0)}$$

$$\exp\left(\frac{[2KC_V + \left(\frac{V'(0)}{V(0)}\right)^{-R/C_V} E(0)F(0)]^2}{4KC_V E^2(0) \left(\frac{V'(0)}{V(0)}\right)^{-2R/C_V}} t_m\right) \quad (7)$$

$$= \frac{KC_V}{E(0)} \left(\frac{V_m}{V(0)}\right)^{R/C_V} \exp\left(\frac{1}{4KC_V} \int_0^{t_m} F(t) dt\right)$$

where  $F(t) = f(t) - KT_{ex}^{-1}$ .

Step (3) is the final adiabatic process from  $V(t_m)$  to  $V_m$  at  $t=t_m$

$$E_m = E(t_m) [V_m / V(t_m)]^{-R/C_V} \quad (8)$$

where  $V(t_m)$  and  $E(t_m)$  can be obtained from Eqs. (6) and (7) at time  $t_m$ .

### OPDE FOR MPO

The work performed by the gas in this motion is given by

$$W(t_m) = \frac{1}{2} \int_0^{t_m} F(t) dt + E(0) - E_m + \left[ \frac{KC_V}{\left(\frac{V'(0)}{V(0)}\right)^{-R/C_V} E(0)} + \frac{F(0)}{2} \right] \quad (9)$$

This is the expression for the maximum work for any  $t_m$ . One needs only find the extremum with respect to  $t_m$  of

$$P(t_m) = \frac{W(t_m)}{t_m} = \frac{1}{2t_m} \int_0^{t_m} F(t) dt + \frac{E(0) - E_m}{t_m} + \frac{1}{t_m} \left[ \frac{KC_V}{\left(\frac{V'(0)}{V(0)}\right)^{-R/C_V} E(0)} + \frac{F(0)}{2} \right] \quad (10)$$

where

$$E_m = \left(\frac{V_m}{V(0)}\right)^{-R/C_V} E(0) \exp\left(\frac{[2KC_V + \left(\frac{V'(0)}{V(0)}\right)^{-R/C_V} E(0)F(0)]^2}{4KC_V E^2(0) \left(\frac{V'(0)}{V(0)}\right)^{-2R/C_V}} t_m - \frac{1}{4KC_V} \int_0^{t_m} F^2(t) dt\right) \quad (11)$$

Applying the condition  $\partial P(t_m) / \partial t_m = 0$  yields the equation that the OPDE ( $\tau_m$ ) should satisfy

$$\frac{1}{2} F(\tau_m) + \left(\frac{V_m}{V(0)}\right)^{-R/C_V} \frac{E(0)}{\tau_m} \exp\left(\frac{[2KC_V + \left(\frac{V'(0)}{V(0)}\right)^{-R/C_V} E(0)F(0)]^2}{4KC_V E^2(0) \left(\frac{V'(0)}{V(0)}\right)^{-2R/C_V}} \tau_m - \frac{1}{4KC_V} \int_0^{\tau_m} F^2(t) dt\right) = \frac{E(0)}{\tau_m} + \left(\frac{V_m}{V(0)}\right)^{-R/C_V} E(0) \exp\left(\frac{[2KC_V + \left(\frac{V'(0)}{V(0)}\right)^{-R/C_V} E(0)F(0)]^2}{4KC_V E^2(0) \left(\frac{V'(0)}{V(0)}\right)^{-2R/C_V}} \tau_m - \frac{1}{4KC_V} \int_0^{\tau_m} F^2(t) dt\right) \times \left(\frac{[2KC_V + \left(\frac{V'(0)}{V(0)}\right)^{-R/C_V} E(0)F(0)]^2}{4KC_V E^2(0) \left(\frac{V'(0)}{V(0)}\right)^{-2R/C_V}} \tau_m - \frac{1}{4KC_V} \int_0^{\tau_m} F^2(t) dt\right) + \frac{1}{2\tau_m} \int_0^{\tau_m} F(t) dt \quad (12)$$

The system of Eqs. (7) and (12) determines the OPDE  $\tau_m$ , and the MPO ( $P_{max}$ ) is determined by Eq. (10).

### OPDE FOR MWO FOR ANY GIVEN POWER OUTPUT

To find the MWO ( $W_{max}$ ) for any given power output  $P$  ( $P \leq P(\tau_m) = P_{max}$ ), one should solve Eqs. (7) and (10) simultaneously, obtain some optimal roots, and find the largest one,  $\tau^{max}$ , of the system. This largest root is just the OPDE for MWO for any given power output. Therefore, the corresponding MWO is

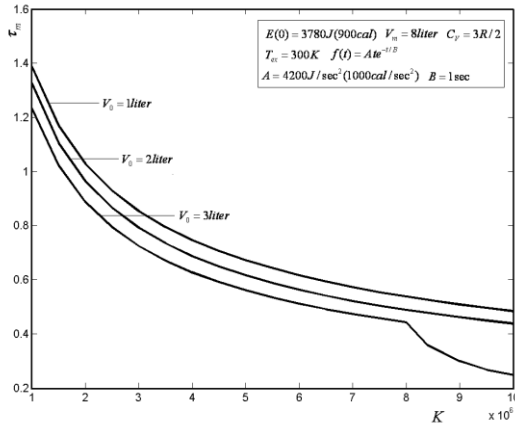
$$W_{max} = P\tau^{max} \quad (13)$$

If the power output ( $P$ ) is the maxima ( $P_{max}$ ) obtained in section 2.3, the OPDE for MWO for any given power output is the OPDE for MPO, and the obtained work output is the double-MWO.

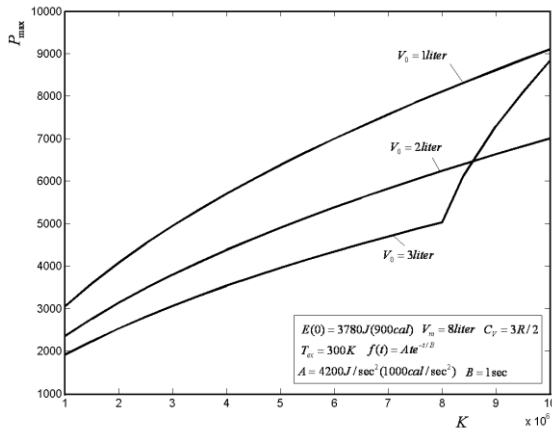
**NUMERICAL EXAMPLES AND DISCUSSIONS**

Numerical examples for the OPDE of a heated gas are performed. In the numerical calculations, it is set that  $V_m = 8l$ ,  $E(0) = 3780J$ ,  $T_{ex} = 300K$ ,  $C_v = 3R/2$  and  $f(t) = Ate^{-t/B}$ , where  $A = 4200J/s^2$  and  $B = 1sec$ . In order to analyze the effect of heat transfer law on the optimal expansion process, heat conductance  $K$  is set as a variable parameter.

Figure 2 shows OPDE  $\tau_m$  versus heat conductance  $K$ . Figure 3 shows the corresponding MPO  $P_{max}$  versus heat conductance  $K$ .

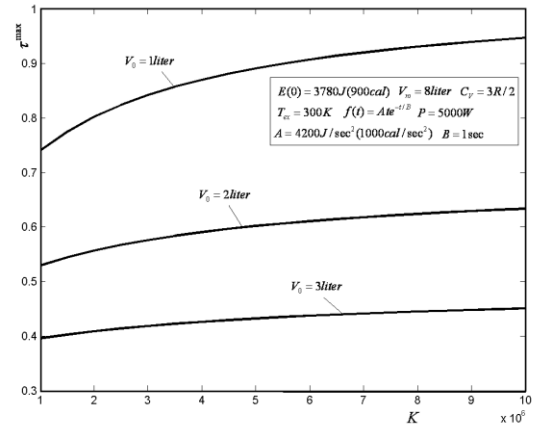


**Figure 2** Optimal process duration of expansion  $\tau_m$  vs. heat conductance  $K$

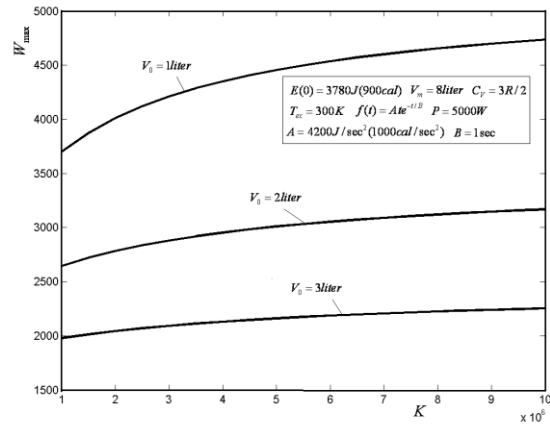


**Figure 3** Maximum power output  $P_{max}$  vs. heat conductance  $K$

Figure 4 shows OPDE  $\tau^{max}$  versus heat conductance  $K$  with fixed power output  $P = 5000W$ . Figure 5 shows the corresponding MWO  $W_{max}$  versus heat conductance  $K$  with fixed power output  $P = 5000W$ .



**Figure 4** Optimal process duration of expansion  $\tau^{max}$  vs. heat conductance  $K$  with fixed power output  $P = 5000W$



**Figure 5** Maximum work output  $W_{max}$  vs. heat conductance  $K$  with fixed power output  $P = 5000W$

From the figures one can see clearly that the potential of each parameter versus initial volume  $V(0)$  of the gas and heat conductance  $K$ . With the increase of initial volume  $V(0)$  of the gas, because of decrease of volume for expansion, the OPDEs  $\tau_m$  and  $\tau^{max}$ , and both the MPO and the MWO with fixed power decreases. Because the whole  $E-L$  arc begins at the temperature below that of heat bath ( $T_{ex} = 300K$ ), the initial adiabatic expansion, step 1, cools the gas. The result is leading the energy leaks from the bath into the gas [20, 21]. Both this leaking energy and the energy from the heat source change into work output of the expansion process. Both the MPO and MWO with fixed power increase with the increase of heat conductance  $K$ .

**CONCLUSION**

The OPDE of a heated working gas inside a cylinder with a moveable piston and LPHTL is investigated. The OPDE for MPO and the OPDE for MWO for any fixed power output are determined. The results show that the optimal expansion problem can be solved step by step, and there exist an OMP for

any given final time, an OPDE for MPO, and an OPDE for MWO for any fixed power output. The best performance is obtained using finite time thermodynamics. Numerical calculations are performed. The results show that the leaking energy and the energy from the heat source change into work output of the expansion process. Both the MPO and MWO with fixed power increase with the increase of heat conductance  $K$ . The results obtained can provide some guidelines for real systems operating with LPHTL.

## ACKNOWLEDGEMENTS

This work is supported by the National Natural Science Foundation of China (Grant No. 51576207). The authors wish to thank the reviewers for their careful, unbiased and constructive suggestions, which led to this revised manuscript.

## REFERENCES

- [1] Curzon F. L., and Ahlborn B., Efficiency of a Carnot engine at maximum power output, *Am. J. Phys.*, Vol. 43, No. 1, 1975, pp. 22-24.
- [2] Andresen B., Finite-Time Thermodynamics, *Physics Laboratory II*, University of Copenhagen, 1983.
- [3] Andresen B., Berry R. S., Ondrechen M. J., and Salamon P., Thermodynamics for processes in finite time, *Acc. Chem. Res.*, Vol. 17, No. 8, 1984, pp. 266-271.
- [4] Sieniutycz S., Salamon P. (ed.), Advances in Thermodynamics, *Finite Time Thermodynamics and Thermoeconomics*, Taylor & Francis, New York, Vol. 4, 1990.
- [5] Sieniutycz S., and Shiner J. S., Thermodynamics of irreversible processes and its relation to chemical engineering: Second law analyses and finite time thermodynamics. *J. Non-Equilib. Thermodyn.*, Vol. 19, No. 4, 1994, pp. 303-348.
- [6] Feidt M., Thermodynamique et Optimisation Energetique des Systems et Procedes (2nd Ed.), *Technique et Documentation, Lavoisier*, Paris, 1996.
- [7] Berry R. S., Kazakov V. A., Sieniutycz S., Szwast Z., and Tsirlin A. M., Thermodynamic Optimization of Finite Time Processes. Chichester: Wiley, 1999.
- [8] Chen L. G., Wu C., and Sun F. R., Finite time thermodynamic optimization or entropy generation minimization of energy systems, *J. Non-Equilib. Thermodyn.*, Vol. 24, No. 4, 1999, pp. 327-359.
- [9] Salamon P., Nulton J. D., Siragusa G., Andresen T. R., and Limon A., Principles of control thermodynamics, *Energy, The Int. J.*, 2001, 26(3): 307-319. Vol. 26, No. 3, 2001, pp. 307-319.
- [10] Sieniutycz S., Thermodynamic limits on production or consumption of mechanical energy in practical and industry systems, *Progress Energy & Combustion Science*, 2003, 29(3): 193-246. Vol. 29, No. 3, 2003, pp. 193-246.
- [11] Chen L. G., and Sun F. R., Advances in Finite Time Thermodynamics: Analysis and Optimization, *Nova Science Publishers*, New York, 2004.
- [12] Durmayaz A., Sogut O. S., Sahin B. and Yavuz H., Optimization of thermal systems based on finite-time thermodynamics and thermoeconomics, *Progress Energy & Combustion Science*, Vol. 30, No. 2, 2004, pp. 175-217.
- [13] Chen L. G., Finite-Time Thermodynamic Analysis of Irreversible Processes and Cycles, *Higher Education Press*, Beijing, 2005.
- [14] Andresen B., Current trends in finite-time thermodynamics. *Angew. Chem. Int. Ed.*, Vol. 50, No. 12, 2011, pp. 2690-2704.
- [15] Ding Z. M., Chen L. G., Wang W. H., and Sun F. R., Progress in study on finite time thermodynamic performance optimization for three kinds of microscopic energy conversion systems, *Scientia Sinica: Vol. 45, No. 9, 2015, pp. 889-918.*
- [16] Ge Y. L., Chen L. G., and Sun F. R., Progress in finite time thermodynamic studies for internal combustion engine cycles, *Entropy*, Vol. 18, No. 4, 2016, pp. 139.
- [17] Chen L. G., and Xia S. J., Generalized Thermodynamic Dynamic-Optimization for Irreversible Processes, *Science Press*, Beijing, 2016.
- [18] Chen L. G., and Xia S. J., Generalized Thermodynamic Dynamic-Optimization for Irreversible Cycles. Beijing: *Science Press*, Beijing, 2016.
- [19] Bi Y. H., and Chen L. G., Finite Time Thermodynamic Optimization for Air Heat Pumps. *Science Press*, Beijing, 2017. (in Chinese).
- [20] Band Y. B., Kafri O., Salamon P., Maximum work production from a heated gas in a cylinder with piston, *Chem. Phys. Lett.*, Vol. 72, No. 1, 1980, pp. 127-130.
- [21] Band Y. B., Kafri O., and Salamon P., Finite time thermodynamics: Optimal expansion of a heated working fluid, *J. Appl. Phys.*, Vol. 53, No. 1, 1982, pp. 8-28.
- [22] Band Y. B., Kafri O., and Salamon P., Optimization of a model external combustion engine, *J. Appl. Phys.*, Vol. 53, No. 1, 1982, pp. 29-33.
- [23] Salamon P., Band Y. B., and Kafri O., Maximum power from a cycling working fluid, *J. Appl. Phys.*, Vol. 53, No. 1, 1982, pp. 197-202.
- [24] Aizenbud B. M., and Band Y. B., Power considerations in the operation of a piston fitted inside a cylinder containing a dynamically heated working fluid, *J. Appl. Phys.*, 1981, 52(6): 3742-3744. Vol. 52, No. 6, 1981, pp. 3742-3744.
- [25] Aizenbud B. M., Band Y. B., and Kafri O., Optimization of a model internal combustion engine, *J. Appl. Phys.*, Vol. 53, No. 3, 1982, pp. 1277-1282.
- [26] De Vos A., Efficiency of some heat engines at maximum power conditions, *Am. J. Phys.*, Vol. 53, No. 6, 1985, pp. 570-573.
- [27] Song H. J., Chen L. G., Li J., Sun F. R., and Wu C., Optimal configuration of a class of endoreversible heat engines with linear phenomenological heat transfer law [ $\dot{q} \propto \Delta(T^{-1})$ ], *J. Appl. Phys.*, 2006, 100(12): 124907. Vol. 100, No. 12, 2006, 124907.
- [28] Huleihil B., and Andresen B., Optimal piston trajectories for adiabatic process in the presence of friction, *J. Appl. Phys.*, Vol. 100, No. 11, 2006, 114914.
- [29] Feidt M., Costea M., Petre C., and Petrescu S., Optimization of direct Carnot cycle, *Appl. Thermal Engng.*, Vol. 27, No. 5-6, 2007, pp. 829-839.
- [30] Chen L. G., Sun F. R., and Wu C., Optimal expansion of a heated working fluid with phenomenological heat transfer, *Energy Convers. Mgmt.*, Vol. 39, No. 3/4, 1998, pp. 149-156.
- [31] Song H. J., Chen L. G., and Sun F. R., Optimal expansion of a heated working fluid for maximum work output with generalized radiative heat transfer law, *J. Appl. Phys.*, Vol. 102, No. 9, 2007, 094901.
- [32] Chen L. G., Song H. J., Sun F. R., and Wu C., Optimal expansion of a heated working fluid with convective-radiative heat transfer law, *Int. J. Ambient Energy*, Vol. 31, No. 2, 2010, pp. 81-90.
- [33] Chen L. G., Song H. J., Sun F. R., and Wu C., Optimization of a model internal combustion engine with linear phenomenological heat transfer law, *Int. J. Ambient Energy*, Vol. 31, No. 1, 2010, pp. 13-22.
- [34] Song H., Chen L., and Sun F., Optimization of a model external combustion engine with linear phenomenological heat transfer law, *J. Energy Institu.*, Vol. 82, No. 3, 2009, pp. 180-183.