

# Self-evaluation and monitoring of CSL visitation using "VetSims'App" A dedicated web-app based on QR code technology

Vermot des Roches Marine<sup>1</sup>, Chateau Henry<sup>1</sup>, Moissonnier Pierre<sup>1</sup>, Poma Gabriel<sup>1</sup>, Gogny Anne<sup>2</sup>, Gogny Marc<sup>1</sup>  
<sup>1</sup>Université Paris-Est, École nationale vétérinaire d'Alfort; <sup>2</sup>Oniris

## Why ?

- ✓ Allowing self-evaluation for each workstation
- ✓ Monitoring student's progress
- ✓ Monitoring CSL workstation flow
- ✓ Allowing students' feedbacks



Fig 1: students in VetSims CLS

## How ?

- ✓ QR-Code
- ✓ Dedicated web-app
- ✓ Database linked to Moodle (Learning Management System)

## VetSims'App



Fig 2: Methodological sheet




Fig 3: student using the tablette to scan the QR code

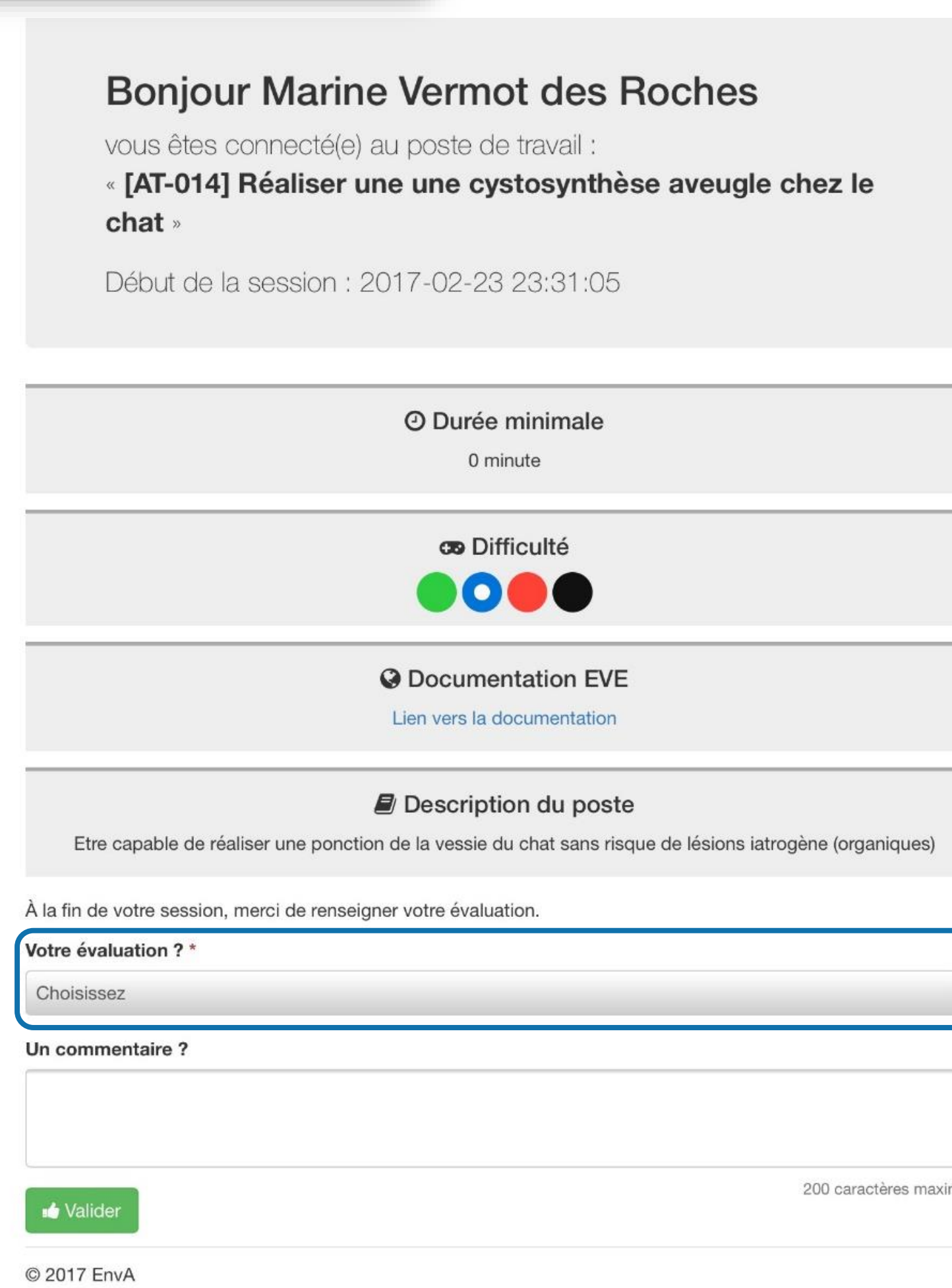


Fig 4: Home page on VetSims' App

1. Title of the workstation
2. Minimum time to spend
3. Level
4. Link to the pdf sheet & videos on Moodle
5. Objectives
6. Self-evaluation at the end of the work
7. Free comments and feedback

## Data Extraction on Excel

### For staff

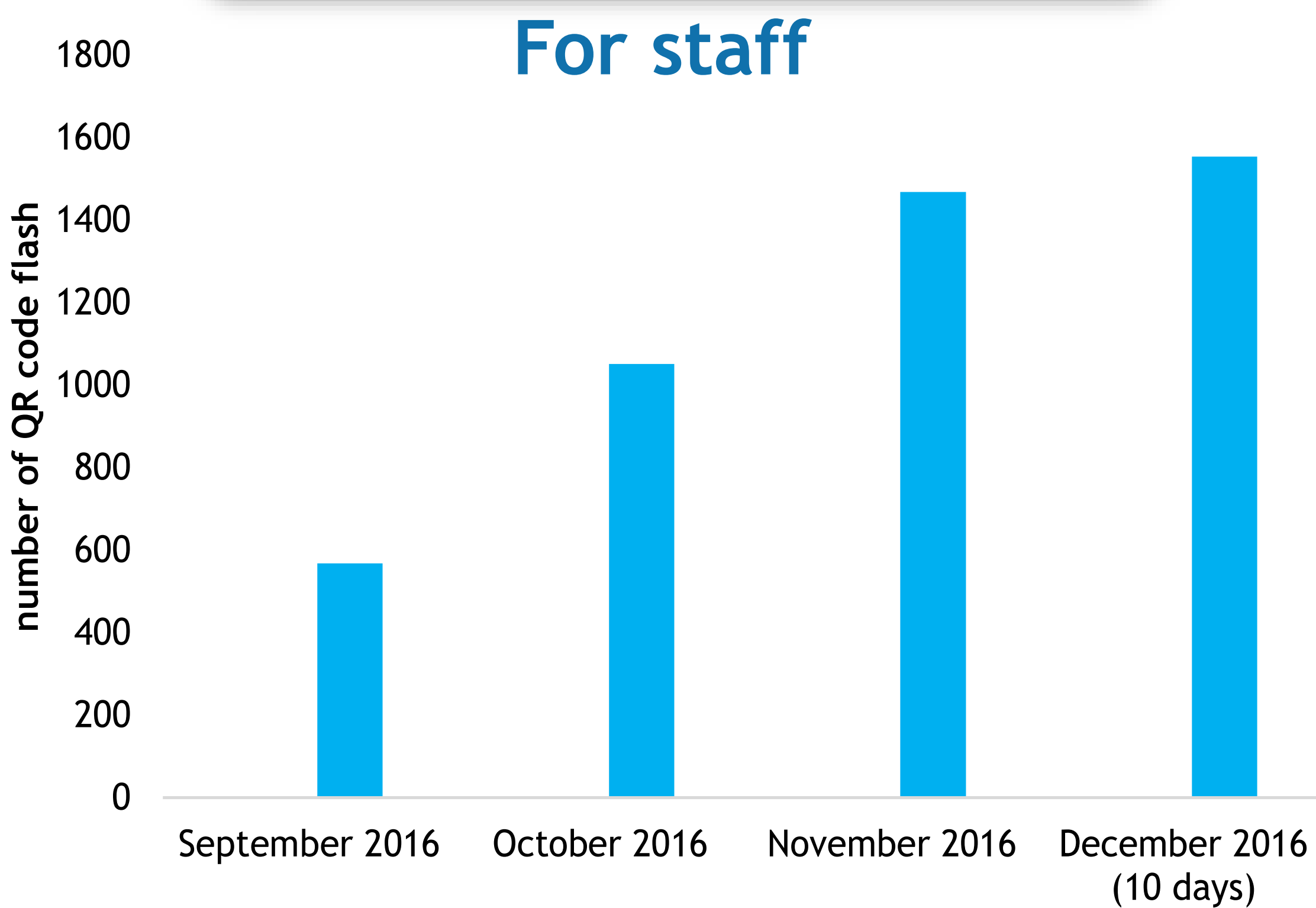


Fig 5: QR code flashed on the first semester

## Data analysis and statistics on:

- ✓ Attendance at the CSL
- ✓ Attendance at each workstation
- ✓ Evolution of self learning
- ✓ Progress of students according to workstation and class year

## Data Extraction on Moodle

### For students



Fig 6: Progress bar of a student (done in green)



Fig 7: Badges according to the level

## Feedback to the students:

- ✓ Grades depending on performed workstations and self-evaluation
- ✓ Display of a progress bar
- ✓ Attribution of expert levels (badges)
- ✓ Implementation of a roll of honor

VetSims Mim'Alfort	
Nom Prénom	Total du cours
DENY Jennifer	404
JACQUESSON Thibault	404
DUPORTE Florane	383
MANCINI Florian	375

Fig 8: Roll of honor in VetSims