



## From the desk of the Dean



**A**nother year is all too rapidly coming to an end and we are at that stage at which we take a moment to reflect on the many things that we have done and achieved during the course of the year. We also start to look at what lies ahead and the challenges that have to be met in the coming year.

This year was certainly not an easy one taking into consideration the degree of difficulty of some of the matters that we had to deal with. Perhaps the most critical of all of these was the finalisation of the process of amalgamation, an issue that has dominated our activities during the course of the last three to four years. This process has touched all our lives. I do believe that we will all be relieved to be able to go beyond the stage where we have to worry about its impact on our lives and daily activities. This process will be completed by the end of 2003 and I hope that then we will be able to apply our minds in a routine manner to the day-to-day activities of academic life without the effects of the uncertainties that were part of our lives during the course of the past few years.

Going beyond the process of amalgamation does not mean that we will not have to deal with change. There are numerous pressures on the profession that we have come to know as veterinary science. These are not unique to South Africa but are of a generic nature and are experienced globally. Increasingly the public, policy makers and funding agencies question the relevance of what is currently recognised as the activities of veterinarians. It appears that other professional and para-professional groups, at lower cost and without loss of efficiency, offer many of the services that were traditionally those of veterinarians.

Similarly, there are questions asked by the funding agencies about the relevance of current training programmes and the justification of investing large sums of money in the training of veterinarians when the needs of the broad community are not deemed as being attended to. Whether we accept these comments or not, they remain the critical issues and perceptions that

must be addressed to ensure the future relevance of the profession. These are also the critical issues that must be kept in mind when contemplating the future directions of veterinary training in this and other countries.

The year 2003 also brings the first intake of prospective veterinary students into the new 3+4 degree structure. It is necessary that all members of the Faculty avail themselves of the detail of this process since we are all involved and the way in which we deal with the matter will determine its successes and failures.

Many perceive the new structure of the course to be a new curriculum; it is merely a repackaging, with certain additions, to the current curriculum. It is true though that the current curriculum needs to be reassessed in terms of its relevance within the context of the current needs of the country and seen against the changes that have been and are being introduced to curricula across the world. We cannot ignore these changes, the most important being the processes associated with tracking (or undergraduate specialisation). These adaptations are driven specifically by the ever-expanding volume of knowledge in veterinary science, the constraints of the time allocated to the course (even though it is currently seven years or more), the increasing cost of the degree, and the need to train veterinarians that have the ability to deal with the needs of the various sectors of the animal industry on an equal basis and according to the needs of the various sectors that we serve. Taking all these matters into consideration, it appears clearly that it has become impossible, within the current curriculum and teaching methodology, to adequately train veterinarians that satisfy the needs of all the sectors. Debating this matter will be one of the prime activities of the Faculty in the New Year. The selection process and the criteria applied to select new students are inevitably linked to these matters and will need to be debated in association with the different sectors of the profession to ensure the future sustainability of veterinary services in the different sectors served by the profession.

A number of the major problems identified by the visitation team of the Royal College of Veterinary Surgeons in 1999 have not been dealt with. These include the issues, in terms of undergraduates, of over-teaching, rote learning, and not instilling a culture of lifelong learning in the minds of the students, as well as increasing the quality and outputs of our postgraduate and research programmes. These matters, and particularly those associated with educational innovation, will become the issues of next year.

## Publication information

*OPNews* is issued by:  
Faculty of Veterinary Science

**Editor:**  
Prof K Pettey

**Consulting editor:**  
Prof RI Coubrough

**Contact persons:**  
Prof K Pettey  
Tel: (012) 529-8449  
e-mail: kpettey@op.up.ac.za

Prof RI Coubrough  
Tel: (012) 529-8436  
e-mail: ricoubrough@op.up.ac.za

**Production co-ordination:**  
**The Publication Hub cc.**  
e-mail: pubhub@mweb.co.za

**Layout**  
BoonBaseDesign

**Printing**  
Business Print Centre

Contributions to *OPNews* are welcomed. Please submit any material electronically to the editor in MS Word.

This publication is sponsored by:  
**IAMS<sup>®</sup>**  
**SOUTH AFRICA**

# “Operation Sterilisation”

by Dr Amelia



Veterinary Diagnostic Centre was transformed into a “state-of-the-art” veterinary facility. The original intention was to sterilise, vaccinate and deworm animals belonging to previously disadvantaged people, but it was soon realised that a few pets from the affluent community were also making their way into the system. The closest vet is 140km away. The team of volunteers consisted of three surgeons, one generalist, one anaesthetist, one theatre sister, two supporting sisters and one laboratory technologist.

Patients were either brought in by their owners, family members or collected in a small truck rented by the local welfare organization. On the first day 52 animals were examined, vaccinated, dewormed and sterilised. The grand total included 247 animals over a five day period. The team made news headlines in Calvinia when they carried out a castration on a Lhama.

**O**n 9 August this year, nine members of staff from the Department of Companion Animal Clinical Studies and the Veterinary Academic Hospital, left for Calvinia (Northern Cape) on an outreach mission – “Operation Sterilisation”. This was in response to an enquiry from a desperate member of the community two months previously. The population explosion of roaming dogs and cats was out of control. The staff members involved planned to sterilise 150 dogs and cats and supply basic veterinary care (vaccinations and deworming) to as many patients as possible during the excursion.

On arrival in Calvinia it was clear that there were far more than 150 sterilisations waiting to be done. More drugs were ordered and plans were made to cope with the extra demand. The State

The community outreach supplied by this team from Onderstepoort did not only involve professional expertise. An address was given to the community of Calvinia. Two schools were visited and scholars were told about the veterinary science and veterinary nursing courses. One of the team also spoke on the local radio station and stressed the importance of sterilisation and the regular vaccination and deworming of pets.

Everyone involved is of the opinion that this community outreach adventure was an enormous success. Feedback received has been very positive – so much so that it is hoped to make this an annual event.

The following sponsors are acknowledged for their generous contributions and support:



*IAMS SA supports veterinary education*



## From the desk of the Dean

We have no choice but to deal with them incisively and to adapt to the new philosophies, methodologies and conventions governing these issues internationally.

It has become clear during the course of the year that many of the traditional structures and activities of veterinary science are not functioning adequately, and that some of them are in the process of collapsing. This Faculty, on the other hand, has sustained its activities and its position and improved them in many respects. The situation in the country pertaining to veterinary science, however, is placing the Faculty under increasing pressure and is creating difficulties for it to sustain its current position and to realise its full potential. In addition, expectations are increasing for the Faculty to offer services and to become involved in areas outside its core functions and the core business of Universities.

The issues outlined above are going to tax our resilience, innovation and ability to adapt to the myriad of new challenges of the future. I have no doubt that we in the Faculty have the ability to tackle and solve these problems to the advantage of all the communities that we serve.

I would like at this time to thank you all for your contributions to the growth and success of our Faculty during the past year. You have done a good job under difficult conditions. Have a good rest during the break in December and come back refreshed. We have a lot of work to do during the course of next year. I am looking forward, together with everyone in the Faculty to address all the issues that we will need to tackle and with you to solve the problems to the advantage of each of the communities of South Africa.

# n" - Calvinia outreach

Goddard



**Janssen Pharmaceutica:**

Vaccinations and deworming

**Fresenius Kabi:**

Propofol, sodium thiopentone, pentercaine, ketamine, adrenalin, atropine, haes-sterile.

**Johnson & Johnson:**

Suture material

**General Medical Supplies:**

Sterile theatre caps, masks, gloves and gowns

**Lanoy:**

Disposable sterile drapes

**Adcock Ingram:**

Ringers IV fluids, drip administrative sets. (Take note that Adcock now has a 2L Ringers bag available for veterinary use.)

**Iams South Africa:**

Dog biscuits, dog food, T-shirts

**M & R Carpet Services and MF Carpets:**

Carpets and under-veldt

## Obituary: Prof Johan Grosskopf

It was with a deep sense of sadness and loss that we learnt of the death of Prof Johan Grosskopf on 25 September 2002. Prof Grosskopf's association with the Faculty of Veterinary Science stretched over an extended period from 1962 through to 1989. He contributed significantly to teaching, research and academic administration within the Faculty serving as Professor and Head of the Department of Physiology, Pharmacology and Toxicology from 1978 until his retirement in 1989. From 1981 until 1989 Prof Grosskopf also served as Deputy Dean.

Farming was one of Prof Grosskopf's passions and his herd of Bonsmara cattle brought him great joy. Through his interest in farming he became involved in (amongst others) the South African Stud Book and Livestock Improvement Association, the Advisory Board for Animal Production, the Percheron Horse Breeders Association and the Bonsmara Cattle Breeders Association of which he was President from 1989 to 1993. He also served on the South African Veterinary Council and as an executive member of the Production and Reproduction Group of the South African Veterinary Association.

Prof Grosskopf's expertise in both the fields of veterinary science and agriculture were widely

recognised and he frequently contributed as a consultant and advisor. A long list of awards and honorary positions are testimony to the recognition of his many talents.

Even in his retirement, Johan was always willing to help student and colleague alike, always the gentleman, Johan Grosskopf's friendly presence will be sadly missed by his colleagues. The Faculty extends its deepest sympathy to his wife Igna and his family. May they find solace and strength in their hour of need.



## Read any e-books lately?

An E-book (electronic book) is a written work readable on a computer screen, downloaded to a PC or digital assistant like SoftBook or Rocket e-Book readers.

There are quite a few e-books now available in veterinary and related subject fields. The Library provides links in the catalogue (UPEXplore) to take the user directly to the full-text book on the Web. From home the link will take you directly to the URL on the Web, but on campus you need a firewall password to access the website.

Currently the following e-books are available in UPEXplore:

- **International animal health code.** OIE - 9th ed, 2000.
- **Nutrient requirements of beef cattle.** U.S. National Research Council. - 7th rev. ed, Update 2000.
- **Nutrient requirements of dairy cattle.** U.S. National Research Council. - 7th rev. ed, 2001.
- **Nutrient requirements of swine.** U.S. National Research Council. - 10th rev. ed, 1998.
- **The role of chromium in animal nutrition.** U.S. National Research Council, 1997.
- **The use of drugs in food animals: benefits and risks.** U.S. National Research Council, 1999.
- **Predicting feed intake of food-producing animals.** U.S. National Research Council, 1987.
- **Diversity of livestock systems and definition of animal welfare: proceedings of the Second NAHWOA Workshop, Cordoba, 8-11 January 2000, 2000.**
- **Agriculture's role in managing antimicrobial resistance: conference, October 24-26, 1999, Toronto, Ontario, 1999.**
- **Africa Environment Outlook: past, present and future perspectives.** UNEP, 2002.
- **The ostrich: biology, production and health/edited by D.C. Deeming.** CABI, 1999.

Continued on page 11 (column)

# A blind and mean rhino has her

Ms Laurian Donald - Stable manager, Equine Cli



Bubbles under anaesthetic being lowered onto the operating table.

A rhino in the Equine Clinic is not a usual sighting. Yet 'Bubbles', as she was later named, arrived in one of our double stables in early June 2002, for a cataract removal from both eyes.

Dr Pierre Bester, a wildlife veterinarian, had diagnosed the cataracts after darting her on the game farm where she lives. He had noticed that this two-year-old female rhino was running into things and having trouble following the herd.

Due to the Eohippus stage, 60 million years ago, the rhino family is a close relative to *Equus*

*caballus*. So having a family member in a stable was not too absurd. However, our state-of-the-art feeders and water troughs were not user-friendly to Bubbles because of her horn. She demonstrated many times when somebody approached her stable how a rhino uses the horn by ramming herself into the door and wall. This gave me the shivers, visualising a rhino on the loose, running around the clinic. Unfortunately Bubbles did finally manage to break off her horn on the water trough. Having a rhino horn in my office was a pleasure. Not many people have the honour of saying "I have a rhino horn under my desk".



Dr Izak Venter, veterinary specialist ophthalmologist operating on Bubbles



# vision and equanimity restored nic, Onderstepoort Veterinary Academic Hospital

However, after a few hours the smell of decaying hair got a bit much. I gave it to Dr Bester, who assured me that her horn would grow back.

Her operation was a success under the brilliant eyes of Dr Izak Venter, veterinary specialist ophthalmologist, Prof Frik Stegman, veterinary specialist anaesthesiologist, and Dr Pierre Bester. I believe that with the whole new experience of 'sight', Bubbles realised that ramming herself into walls when she heard a noise was not necessary. Loading her into the transport vehicle was like leading a puppy, she looked almost bashful. Fondest wishes from the Equine Clinic accompanied Bubbles with her new sight, personality and hopefully horn!

*One relaxed rhino and two equally relaxed veterinarians (Dr Izak Venter at "head end" and Dr Pierre Bester with his back to the camera) after the cataract surgery.*



## CE course in adult dairy cow nutrition

The Department of Production Animal Studies presented a Continuing Education course in dairy cow nutrition during August and September 2002. The course was entitled "Evaluation of Adult Dairy Cow Nutrition for the Practicing Veterinarian" and had two components. The first component was a paper-based distance education section in which participating veterinarians received a comprehensive set of notes on the subject to work through prior to the course. Each section of the notes had a set of multiple choice questions that had to be completed, and three tasks had to be handed in before the second component. The second component was a two day contact session during which two dairy farms were visited and the nutritional systems fully evaluated. This year's contact session took place at Clocolan using dairy farming clients of a local practitioner, Dr Clive Marwick.

The course convenor, Dr Willem Schultheiss was assisted by Prof Dirk Lourens, Dr Gerhard Harmse and Prof Gert Rautenbach.

Feedback from participating rural practitioners was very favourable. Some participants did find it hard work to complete the assignments while running a busy practice. Participating veteri-

narians came from the Orange Free State, Gauteng, North West, Western Cape and Kwa-Zulu Natal.

There is a general feeling that the concept of a combined distance education/contact session course is a good option to consider where a fairly comprehensive amount of new knowledge and applicable techniques are presented to busy private practitioners.

*Participants in the CE course in dairy cow nutrition*



## Biotechnology laboratory

The biotechnology laboratory in the Department of Veterinary Tropical Diseases is going from strength to strength.

Collaboration with the Faculty of Veterinary Medicine in Utrecht has contributed to the availability of significant funding for staff and students.

A workshop on the Reverse Line Blot technique was held in November 2000 and Faculty staff members as well as international participants attended. One of the objectives of the workshop was to evaluate and establish the Reverse Line Blot in the Department. Ard Nijhof, student from Utrecht University spent six months in the laboratory to assist with the establishment of this technique, and Mr Visva Pillay was appointed on a contract basis for two years to strengthen these activities. The technique is now a routine diagnostic and research tool in the Department.

The present staff members of the laboratory include Prof E H Venter, Ms Anne-Mari Bosman and Mr Visva Pillay. Mr Tshepo Matjila, a PhD student is currently in Utrecht and will return to the Department by the end of 2002. Ms Darshana Morar will join the laboratory from January 2003 in a diversity post.

## CD voted one of five best

The multimedia programme *Applied Serology*, developed by the Departments of Telematic Learning and Education Innovation and Veterinary Tropical Diseases of the University of Pretoria, was voted one of the five best programmes at the recent ASCILITE (The Australian Society for Computers in Learning and Tertiary Education) conference in Melbourne, Australia.

Continued on page 11 (column)

## Prof Leon appointed project leader

Prof Leon Prozesky of the Department of Paraclinical Sciences has been appointed project leader for a small scale dairy farming project in North West Province

Available statistics show that there are approximately 257 000 dairy cattle in the North West Province with the greatest numbers in the central region (175 235) and smaller numbers in the western (59 852) and eastern (21 873) regions. These cattle produce approximately 230.4 million liters of milk annually (12.5% of national production) with an estimated value of R304.1 million (R1.32/l), excluding value-added products in the form of cheese, yoghurt, milk powder and others. These production figures originate from 45 714 cows in milk on a daily basis (17.8% of the dairy herd) translating into an average production of 14l/cow/day. These figures reflect the commercial enterprises and do not bring the small-scale, non-commercial producers who also contribute at household and local levels into consideration.

However, with the current land redistribution programme many smaller units are being created and semi-intensive or intensive enterprises have to be considered. The way in which the production system is managed plays an important role in profitability in terms of input costs and milk production at lower volumes. Suitable production systems, with the correct type of animal, can be feasible. It is this avenue that needs to be explored in greater detail to ascertain whether small-scale dairy farming is an option.

The North West Province and the FAO/IAEA have appointed Prof. Leon Prozesky, Department of Paraclinical Sciences, as project leader.

Continued on page 12 (column)

# The Utrecht experience

Dr NT Ndudane-Tyumre -

The Memorandum of Understanding between the Faculty of Veterinary Medicine of the University of Utrecht (UU) and UP's Faculty of Veterinary Science facilitates:

- Exchange students (both undergraduate and postgraduate)
- Exchange lecturing staff (Prof Koos Coetzer, Prof Jongejan)
- Collaboration in research (Prof Koos Coetzer, Prof Cheryl McCrindle, Mr Tshepo Matjila, Darshna Morar, Ard Nijhof)

Several MSc programmes at UU are in place providing opportunities for study for Onderstepoort postgraduate students.

- Veterinary Pathology
- Veterinary Epidemiology
- Veterinary Anaesthesiology

Sources of funding for the MSc that are available for prospective students included: Delta Scholarships, UP salary, UP Staff Bursary and Research Funds

## My experiences regarding the MSC Veterinary Pathology

On arrival in Amsterdam, a pre-paid taxi took us (Tembile Songabe and me) from Schiphol Airport to a youth hostel where we had to pay the costs of accommodation for two days until we could take occupation of our allocated apartments. We were left to our own devices over the weekend and had no planned programme. Everything was foreign to us. We were not sure about the local currency and exchange rates so we exchanged just enough South African Rands to buy eggs and bread to last us the weekend.

On Monday we took a bus to UU. The course co-ordinator met us and showed us around. Administration supplied us with our subsistence funds. Later we met Mr Jean de Gooijer who continued to be our correspondent for the remainder of our stay in Utrecht.

The afternoon was spent collecting our luggage, getting lost and then Tembile Songabe and I had to separate as I was going to live on

campus in an international hostel and he had to live in the city.

I went to sign my contract (difficult in Dutch) and collect the keys. I was required to pay the first two installments at a post office because the housing office is not allowed to take cash. I got lost again! I thought Tembile was faring better because he was going to his place of abode with a fellow student but I learnt that they also got off at the wrong stop!

We were given the first week to settle in and register as long term (more than three months) students with the Dutch authorities which cost 125 Guilders.

During the second week I got a letter from the alien police department in connection with a TB test I had to have and other documents that I had to submit.

## Curriculum

During the first four weeks we did General Pathology (revision for Tembile and me). At the end of the fourth week, we had an exam (written and histopathology oral). Students who did badly went home. Hooray... Tembile and I made it!

A rotation of exotic animals lasted two weeks - mainly concerning parrots from the local zoo.

The next week involved specialised histology.

On 5 December in the Netherlands there is a tradition when children are visited by "Sinterklaas and his helpers" and they are given sweets. This day is officially recognised as a holiday and our Supervisor, Prof Erik Gruys invited all the postgraduate students and staff in training for an evening meal. This was a very enjoyable evening. The Gruys family entertained us: the food was exquisite and the daughter's pipe playing was excellent.

Just prior to Christmas there was an international dinner. Everyone was expected to cook their indigenous food and bring it to the colloquium where drinks were donated by the department. The Thai people outshone everyone with their superb hors d'oeuvres. The Utrecht Tourism Office supplied the Department of Pathology

# a student's perspective

## Veterinary Pathology Section

with gifts for each postgraduate student. This comprised 35 Euro vouchers and a wooden key holder. The Dutch Government gave each citizen in Holland (including Tembile and me) a Euro starter pack containing one of each of the Euro coins.

Studies resumed late in January with Special Pathology (Organ Pathology). A week was assigned to each organ system.

We had a two week course on research statistics during June.

We still need to do the modules on electron microscopy (the lecturer was sick) and laboratory animals (our applications were submitted late and the course was fully booked). Due to research commitments at Onderstepoort, we missed a compulsory laboratory science course in May 2002 but it has been arranged that we can join the group doing it in May 2003.

## Evaluation of the programme

All people participating in research are expected to present their work periodically. Students meet with their supervisor once a week. Everything is made possible for the student to proceed with his/her work unhindered. Students know early on as to the expectations regarding their research component. We only did one examination - more effort should be put into increasing evaluation.

An increase in the practical component especially necropsy of domestic animals would complete this already good programme.

## Conclusion

To participate in this programme, I had to leave my two children with my husband in South Africa, which was very difficult for me. However, I am of the opinion that the whole exercise has been successful and worthwhile.

The exposure to diverse characters and cultures has increased my self awareness. I now focus on world politics and not just South African politics. I no longer apologise for my heritage, now I embrace it and move forward.

During this programme, I have had to live and mix with many different people and participate in whatever they were doing so I have become more adaptable. I did refuse to participate when I felt that what was planned was not part of my value system.

My increased learning ability is as a result of an increase in self confidence.

I now feel part of the community of Pathology and OP. I have formulated personal and work related goals for the present, future and distant future.



## Success of postgraduate students

During the past few years, personnel from the Department of Veterinary Tropical Diseases have committed themselves to improve postgraduate training in the Department.

This was done mainly through improvement of the selection criteria, regular communication between students and supervisors and focused research. The programme for the training of postgraduate students in the Department of Veterinary Tropical Diseases has therefore experienced significant growth.

This year was a very successful year for the Department and eight postgraduate students from different countries completed their degrees. Dr Jannie Crafford (with distinction) and Dr Assefa Regassa (Ethiopia) obtained their MSc degrees at the March graduation ceremony.

Of the 19 currently registered postgraduate students, six will obtain their degrees at the November ceremony, which includes four MSc and two PhD degrees. These include:

- Dr Prudence Kabongo – MSc
- Ms Hanri Nel – MSc
- Dr Silheshi Mekonnen from Ethiopia – MSc (with distinction)
- Dr Mirjam Tønnesen from Norway – MSc (with distinction)
- Ms Oumou Sangare from Mali – PhD
- Ms Leah Ndungu from Kenya – PhD

At the bottom of the collage of pictures to the left, Prof J Coetzer, Head of the Department of Veterinary Tropical Diseases is shown receiving framed replicas of the Ethiopian Symbols of Patriotism and the Holy Cross from a group of Ethiopian postgraduate students registered in the Department.

Continued on page 12 (column)



## K Birch courses at the Faculty of Veterinary Science

The K. Birch Trust Fund was initiated in 1985 with a donation by Mr. Kenneth Birch to the Veterinary Faculty at Medunsa. After amalgamation, the funds were transferred to the University of Pretoria.

The fund is used for the presentation of adult education courses to veterinarians, animal health officers and farmers in developing areas. The aim of the courses is to promote communication between academics and communities in developing areas and to make sure that these communities share the benefits of research done at the Faculty of Veterinary Science.

Several courses have been held during 2002. These included a course on elementary necropsy methods held for cattle farmers from ODI, a course on swine fever for small scale pig farmers held near Pilansberg, a presentation given on dog control during a spay campaign in Calvinia, a report back on research on causes of kid mortalities held at Jericho and a one day skills-training course for veterinary students interested in community outreach.

Research done by Dr Ernest Mokantla has indicated that bull fertility plays a major role in low calving percentages on communal grazing. As a result, two day courses on selecting and testing bulls on communal grazing will be held at Onderstepoort. The subsidised cost is R200:00 per delegate. For more information contact Ms S Pretorius (Tel 012 5298517) or Prof C McCrindle. E-mail: suzaan.ce@up.ac.za or mccrindl@op.up.ac.za.

# Faculty members achieve



*Prof Nick van der Merwe (centre) was nominated Pfizer Lecturer of the Year. With him in the photograph are Prof N Kriek (Dean) and Mr I Piccione, MD of Pfizer.*

The 18th Faculty Day was held on 19 September 2002. Prof Ivan Horak was invited to present the Arnold Theiler Memorial Lecture this year. Prof Horak has for many years untiringly pursued the joys of research while also lecturing to student groups where full attendance was the norm because of the enthusiastic and humouristic way in which he shared his knowledge. The Pfizer Lecturer of the Year Award this year was presented to Prof Nick van der Merwe. This year, for the first time, recognition was given to a person who has excelled in research

during the past year. The Pedigree Best Researcher of the Year Award was presented to Prof Joop Boomker.

Exhibitors enjoyed the exposure they had to undergraduate students, staff and visitors. The photographic competition was well supported with many photographs entered into each section. The photograph that won the overall prize was entered by Dr Enette van Dyk in the category "scenic" and called "Gletser op Kilimanjaro".

*Prof Joop Boomker (centre) was recognised for his excellent research achievements. With him in the photograph are Prof N Kriek (Dean) and Prof I Horak.*





# ve numerous successes

The Faculty of Veterinary Science wishes to express sincere thanks to the following sponsors for their very generous contribution towards the support of the Faculty Day 2002 programme:


- Master Foods South Africa (Pty) Ltd
- Pfizer Animal Health
- Novartis Animal Health
- Onderstepoort Biological Products
- Kyron Laboratories-Welch Allyn
- The South African Veterinary Association
- Instavet

- Vetserv
- Janssen-Cilag
- Earlybird Farm (Pty) Ltd

The following sponsors assisted with prizes for the photographic competition:

- Okkie Botha - MEDPET
- Sarah Miller - IAMS
- Bridget Lupton - VIRBAC
- Guy Fyvie - HILLS
- Derek and Norma Pearman - NEW TELTRON

During Faculty Day, exhibitors could present their products and services to students and staff alike



## Other successes

Dr Gerhard Steenkamp, Head of the Section of Dentistry, Department of Companion Animal Clinical Studies has been nominated by the South African Veterinary Association as this year's recipient of the Young Veterinarian of the Year Award.

The award is given to a veterinarian less than 35 years of age who has made a significant contribution to veterinary science in his/her sphere. With Dr Steenkamp at the helm of Dentistry in our Faculty the discipline has advanced significantly and the award is certainly well deserved.

The First Veterinary and Paraveterinary Congress (incorporating the Biennial South African Veterinary Association Congress) was held at the Sandton Convention Centre from 23 to 26 July 2002.

The scientific session on Infectious Diseases of dogs and cats was well supported by the Department of Companion Animal Studies under the leadership of Dr Linda Jacobson and the session

on Caged Birds and Exotic Animals was organised by Dr Willemien van Wyk from the Exotic Animal Clinic in the Onderstepoort Hospital.

The following faculty staff members were involved in organising the congress:

- **Prof Moritz van Vuuren** - Chairman of the Congress Standing Committee
- **Prof Banie Penzhorn** - Member of the Congress Standing Committee: scientific programme
- **Prof Ken Pettey** - Member of the Congress Standing Committee: scientific programme and congress web site
- **Dr Johan Schoeman** - Congress Editor

Parallel sessions accommodated Veterinary Nurses and Veterinary Technologists in the programme. Other innovative ideas that were successfully implemented were an evening session where keynote topics were repeated for delegates who could not attend those talks during the day and an evening session on animal behaviour for pet owners.

Well done Moritz and the Congress Standing Committee!

## Current research on theileriosis (cytauxzoonosis) in roan antelope

**Prof J Lawrence, Prof L Prozesky, Dr H Stoltz, Dr J Steyl**

The Departments of Paraclinical Sciences and Tropical Diseases are currently conducting research on theileriosis in roan antelope imported from West Africa. The project followed an outbreak of theileriosis on a private game ranch in Malelane, affecting almost all the two-month-old calves on the farm. Mortalities were encountered about three weeks after release of the animals from tick free bomas into tick-infested camps.

Tick species identified on carcasses and in the veld were *Rhipicephalus appendiculatus*, *R. evertsi* and *Amblyomma* sp. Various attempts to control the disease in the veld have failed, including tick control through acaricide and pasture burning and the use of acaricide impregnated ear tags.

The susceptibility of the West-African roan is most likely inherently genetic of origin. By analogy with East Coast fever in cattle of European breeds it is considered impractical to control the disease through animal, veld, tick management or chemotherapy.

Immunisation against theileriosis in roan antelope is currently being investigated as a method of controlling the disease on this ranch. To achieve this, hand-reared roan calves are used.

# Iams South Africa to host 2003 Feline Symposium - an event not to be missed



**D**ue to the constant need for veterinarians to keep up to date with the latest scientific trends in the treatment of feline disorders, Iams South Africa have initiated an innovative Feline Symposium to take place across the key centres on a national level next year.

The symposium showcases top international and local speakers such as Stan Marks (Gastroenterology), David Lipsitz (Neurology) and David Morgan (Nutrition) together with South Africa's own Gerhard Steenkamp (Dentistry) and David Miller (Critical Care), featuring on the agenda and promises to be an event not to be missed.

## Topics scheduled for discussion include:

- Diagnostics and Therapeutic Approach to the Vomiting Cat
- Diagnostics and Therapeutic Approach to the Yellow Cat
- The Feline Neurological Examination
- Feline Spinal Cord Diseases
- Oral Inflammation in Cats
- Dental Resorptive Lesions in Cats
- The Cat is not a Small Dog in Critical Care
- Diagnostic approach to Feline Lower Urinary Tract Disease
- Vestibular Disease in the Cat
- Approach to the Obese Cat

## The 2003 dates and venues to diarise for this key event are as follows:

- **Cape Town:** Monday, 17 March, The Vineyard
- **Johannesburg:** Monday, 24 March, Gallagher Estate
- **Durban:** Wednesday, 26 March, Riverside Hotel

Please note that seating is limited so book your place now. RSVP for your place to Emma Cawson on [customercare@iams.com](mailto:customercare@iams.com)

For more information contact us on Tollfree 0800 00 4267 or speak to your Iams Student Representatives on campus.

## Congratulations

We would like to congratulate our two new Iams student representatives on the OP campus for 2003 – Graeme Harman and Peter How. The calibre of entrants this year was exceptionally high and our task was not an easy one. We would like to take this opportunity of thanking everyone who applied for the position. Graeme and Peter will be

Watch your Iams notice boards for more information closer to the time.

**Enter this competition and you could WIN one of three deluxe IAMS Hampers containing food for your pet, a doctor's jacket or fleece sweatshirt, 2003 calendar and a heap of other goodies!**

Simply answer the following three easy questions and fax back to Emma Cawson on (012) 661 7944 by Friday 13 December or e-mail us the answers at [customercare@iams.com](mailto:customercare@iams.com)

Prize winners will be drawn on 17 December and published on the Iams noticeboards across campus.

1) Which Iams product would be good to feed to a lactating queen?

\_\_\_\_\_

2) Which of the Eukanuba veterinary diets is suitable for reducing obesity in cats?

\_\_\_\_\_

3) How many flavours of Iams cat adult maintenance dry are there?

\_\_\_\_\_

Name: \_\_\_\_\_

Tel: \_\_\_\_\_

Fax: \_\_\_\_\_

E-mail: \_\_\_\_\_

available during 2003 to answer any queries you may have concerning Iams company products and will act as an important liaison for us on campus. Finally, a big thank-you from all of us at Iams South Africa to our outgoing student representatives – Vanessa McClure and Jac Brink, who must be commended on a job well done.



# Penny brings the Section of Reproduction good fortune




Mrs. Daiber, Penny, the camera, and some members of the Reproduction team

**M**r and Mrs Daiber learnt that Penny, their long-haired dachshund, was not pregnant when they had her scanned at the OVAH in August 2001. Their disappointment turned to satisfaction and then delight when Penny was successfully monitored and inseminated during the following heat. A prolonged whelping was also well managed involving several members of the team of Reproduction clinicians, OVAH staff and many students.

Penny was the proud mother of three pups. The Diabers were very impressed with the professional care and attention that Penny and they (as owners) had received and decided to make a generous donation to the Section of Reproduction. This has enabled the Section to purchase a well-needed digital camera. Penny and her pups are healthy and progressing well. The digital camera is one of the most used assets in the Section of Reproduction.

## CD on plants poisonous to livestock

Enquiries and orders should be directed to:  
Prof Christo Botha  
Tel: (012) 529-8023  
Fax: (012) 529-8304  
E-mail: cbotha@op.up.za



Continued from page 4 (column)

### Read any e-books lately?

- **The genetics of cattle**/edited by R Fries and A Ruvinsky. CABI, 1999.
- **A quantitative biology of the pig**/edited by I Kyriazakis. CABI, 1999.
- **The genetics of the pig**/edited by MF Rothschild and A Ruvinsky. CAB International, 1998.
- **The genetics of the horse**/edited by AT Bowling and A. Ruvinsky, CABI, 2000.
- **Merck veterinary manual**/editor, Susan E Aiello. - 8th ed, Merck, 1998.

If you know of any other e-books available online please email us at: [abreyten@op.up.ac.za](mailto:abreyten@op.up.ac.za)

Continued from page 5 (column)

### CD voted one of five best

Members of the project team included persons from various fields of expertise:

**Department of Veterinary Tropical Diseases**  
Dr Jannie Crafford  
Prof Moritz van Vuuren

**Department of Telematic Learning and Education Innovation**  
Ms Irene le Roux  
Dr E Mostert  
Ms K Zimmerman  
Mr A du Plessis  
Ms M Moloney  
Ms S Pond

**GTZ-BgVV Service Laboratory**  
Dr Frank Salchow

**Private contractors**  
Mr P Els  
Mr M Gooding

Continued from page 6 (column)

## Prof Leon appointed project leader



Funding will be awarded to the Faculty of Veterinary Science at the University of Pretoria. The overall objective of the project is to show that an integrated approach, which includes aspects of milk quality, can result in significant profits to market orientated small-scale dairy systems in developing countries.

A workshop was held with farmers and NWP Dept of Agriculture officials on the 13th of September to prioritise short and long term objectives using participatory methods. In November a team will visit the farms to interview farmers. It is hoped that the project will continue until 2006 and involve other staff members at the Faculty.

Continued from page 7 (column)

## Success of postgraduate students

A social occasion was recently held to recognise the achievements of five of the candidates who have recently completed their postgraduate degrees successfully and to express appreciation to promoters and co-promoters for their contributions.

The collage on p7 captures the *bon ami* of the occasion.

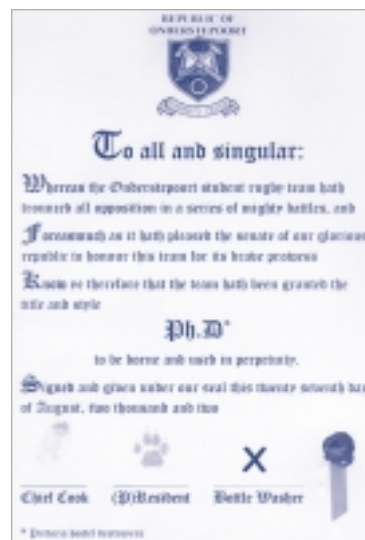
# Undergraduates stun academic community

In an unprecedented burst of achievement, no fewer than 17 PhDs were awarded to undergraduates at Onderstepoort this year. It is rumoured from usually unreliable sources that the Dean was left speechless and the faculty administrator rendered totally unable to comment.

The breakthrough was made in a key research area of the Republic of Onderstepoort, namely the electric effects of team spirits on the hostel rugby league. Almost nobody today can remember when last the interhostel rugby trophy was won by Onderstepoort - some have uncharitably suggested that this is due to early-onset Oldtimer's disease. When our team made it through to the final, a lecturer rather rashly promised at half time that if OP won, the entire team would be awarded PhDs and extra marks.

The PhD turned out to be membership of the Most Disreputable Order of Pretoria Hostel Destroyers, and the extra marks turned out to be Karl Marx, Groucho Marx, Lourengo

Marques, Onyer Marks and others too pathetic to mention. Following this let-down, it is reported by very peccable sources that the entire team was called to the bar to renew their spirits.



## Just in case • Emergency numbers

• Security Services (main campus)	6911	420-2310
• Flying Squad	6022	10111
• Police Pretoria North	6005	353-5666
• Ambulance: - Rosslyn	6003	541-3421/6
- Pretoria	6002	326-0111
• Fire Brigade (Wonderboom)	6024	543-0335
• Tygerberg Poison Centre	6179	(021) 931-6129
• Emergency Medical Help: OP		
- Dr Kenneth Joubert (VAH)	8137	082 445 7280
- Sr Amanda Hamman (VAH)	8064	083 269 8874
- Sr Riani de Kock (VAH)	8149	082 802 3329
- Dr Lynette Bester (VAH)	8136	083 695 5078
- Ms Anne-Marie Human (VAH)	8216	082 540 4833
- Prof Frik Stegman (VAH)	8279	8148 (operating theatre)
- Mr Chris Neetling (Feed Store)	8004	8004 (roving phone)
- Prof Johny vd Walt (Ethology/Physiology)	8025	082 784 8092
- Prof Ken Pettey (Ethology/Physiology)	8449	082 882 7356
- Ms Daléne Joslin (Anatomy/Physiology)	8212	082 374 1583
- Prof Colin Cotton (Paraclinical)	8350	082 634 2778

In the case of an emergency just dial the four digit number given above