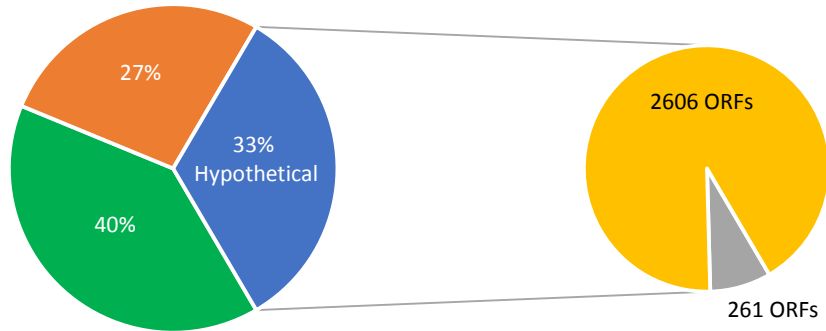
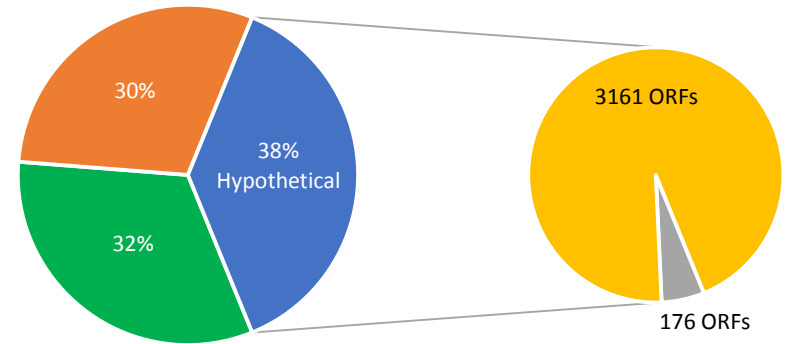


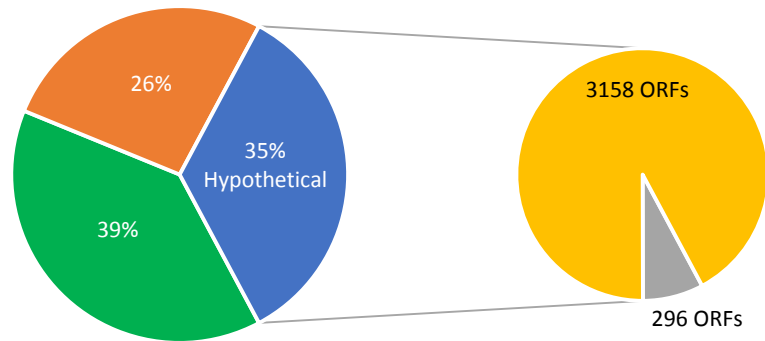
B. kirstenboschensis Kb15^T (8688 predicted ORFs)



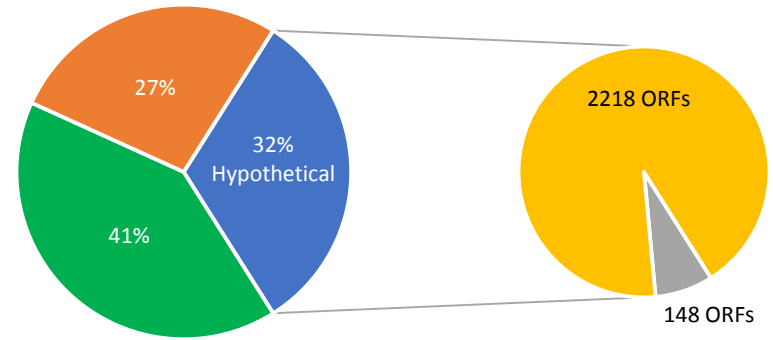
B. caledonica LMG19076^T (8782 predicted ORFs)



B. kirstenboschensis RAU2d2 (9869 predicted ORFs)



B. dilworthii WSM3556^T (7395 predicted ORFs)



■ Subsystem annotated gene ■ Not in subsystem annotated gene ■ Subsystem hypothetical gene ■ Not in subsystem hypothetical gene

Supplementary Figure S5. Proportions of the predicted ORFs representing hypothetical genes and those with annotations belonging and not belonging to the FIGfams subsystems categories. In each case, the inset indicates the number ORFs annotated as Hypothetical that are predicted to belong and not to belong to subsystems categories.