

**Lepidoptera stem borers on cultivated and wild hosts plants:
implications of insect-plant interactions
for pest management**

by

Makhosandile Rebe

Submitted in fulfillment of the requirements for the degree

PHILOSOPHIAE DOCTOR IN ENTOMOLOGY

IN THE FACULTY OF NATURAL & AGRICULTURAL SCIENCES
DEPARTMENT OF ZOOLOGY & ENTOMOLOGY
UNIVERSITY OF PRETORIA

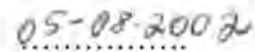
AUGUST 2002

DECLARATION

"I, Makhosandile Rebe declare that the thesis hereby submitted by me for the degree Doctor of Philosophy (Ph.D.) in Entomology at the University of Pretoria is my own work and has not previously been submitted by me at another university. All the sources used or quoted in this study have been indicated and acknowledged by means of references. I further cede copyright of the thesis in favour of the University of Pretoria"


.....

Signed: M. Rebe


.....

Date

CONTENTS

Abstract	v
Uittreksel	vii
Acknowledgements	ix
CHAPTER 1: General introduction	1
CHAPTER 2: Wild host plants and their stem borers (Lepidoptera) in the Limpopo and northern Mpumalanga Provinces	29
Abstract.....	29
Introduction.....	30
Material, methods and study sites.....	31
Results.....	31
Discussion.....	33
References.....	35
Tables.....	38
Figures.....	49
CHAPTER 3: Colonization of cultivated and wild graminaceous host plants by <i>Busseola fusca</i> Fuller (Lepidoptera: Noctuidae) and <i>Chilo partellus</i> (Swinhoe) (Lepidoptera: Crambidae) under field conditions	50
Abstract.....	50
Introduction.....	51
Methods and study sites.....	52
Results.....	53
Discussion.....	57
References.....	62
Tables.....	65

Figures.....	70
--------------	----

CHAPTER 4: Oviposition preference of *Chilo partellus* (Swinhoe)

(Lepidoptera: Crambidae) for cultivated and wild

graminaceous host plants.....	78
Abstract.....	78
Introduction.....	79
Material and methods.....	80
Results.....	82
Discussion.....	83
References.....	86
Tables.....	89
Figures.....	92

CHAPTER 5: Preference of *Chilo partellus* (Swinhoe) (Lepidoptera:

Crambidae) larvae for cultivated and wild graminaceous host

plants.....	94
Abstract.....	94
Introduction.....	95
Material and methods.....	96
Results.....	97
Discussion.....	98
References.....	102
Tables.....	105
Figures.....	108

CHAPTER 6: Growth and development of *Chilo partellus* (Swinhoe)

(Lepidoptera: Crambidae) on cultivated and wild

graminaceous host plants.....	109
Abstract.....	109
Introduction.....	110

Material and methods.....	110
Results.....	112
Discussion.....	113
References.....	117
Tables.....	120
Figures.....	126

CHAPTER 7: Leaf feeding resistance and oviposition preference of *Busseola*

<i>fusca</i> Fuller (Lepidoptera: Noctuidae) and <i>Chilo partellus</i> (Swinhoe) (Lepidoptera: Crambidae) for sweet sorghum (<i>Sorghum bicolor</i>) land races.....	128
Abstract.....	128
Introduction.....	129
Material and methods.....	130
Results.....	132
Discussion.....	134
References.....	136
Tables.....	138
Figures.....	144

CHAPTER 8: Field evaluation of forage sorghum (*Sorghum bicolor* x *S.*

<i>sudanensis</i>) and <i>Pennisetum purpureum</i> (Napier grass) as trap crops in a habitat management system.....	145
Abstract.....	145
Introduction.....	146
Material and methods.....	147
Results.....	148
Discussion.....	149
References.....	151
Tables.....	153
Figures.....	155

CHAPTER 9: Summary.....160

ABSTRACT

The aim of this study was to identify a suitable trap crop for stem borers that could be used in a habitat management system in resource-poor maize farming systems. A survey of wild host plants of stem borers was done in the Limpopo and Mpumalanga Provinces. Plant species belonging to Gramineae and Typhaceae were recorded as host plants to one or more species of stem borers. The stem borers found on host plants were *Busseola fusca*, *Chilo partellus* and *Sesamia calamistis*. The three grass species, *Pennisetum purpureum* (Napier grass), *Hyparrhenia tamba* (Blue thatching grass) and *Panicum maximum* (Guinea grass) were selected to study colonization of cultivated crops and the grasses by stem borers. This was done under field conditions from the 1998/1999 to 2000/2001 seasons and the cultivated crops were maize, sorghum, sweet sorghum and pearl millet. Natural infestation by stem borers was allowed to take place. The incidence of whorl damage, dead heart and stem damage observed indicated that all plants were attacked by stem borers. Few larvae were found on the grasses compared to cultivated crops. Since *H. tamba* and *P. purpureum* were preferred for oviposition in the presence of maize and sorghum in laboratory bioassays the absence or low number of larvae was ascribed to poor survival of stem borers on the grasses.

Host plant preference of *C. partellus* first instar larvae for cultivated and wild host plants was evaluated in two-choice and multiple-choice tests in laboratory bioassays. Larval response to leaf discs of each host plant was also determined under no-choice conditions. Results showed that the grasses were less preferred by neonate larvae compared to cultivated crops. This behavioural response could be exploited in a habitat management system since larvae would die without establishing on plants.

Sweet sorghum land races were evaluated in the greenhouse for resistance to stem borers. The plants were artificially infested with first instar larvae of *C. partellus* and *B. fusca*. Pateletso possessed low levels of larval antixenosis and antibiosis for *B. fusca* and *C. partellus*. Multiple-choice tests were conducted to determine oviposition preference for the landraces Mariri, Maatla, Motale, Pateletso, SA4481, and SA4479. The greatest number of eggs were laid on SA4481.

Two-choice experiments were conducted in the laboratory to determine ovipositional preference of *B. fusca* and *C. partellus* for maize and sweet sorghums. Results indicated that sweet sorghum plants compared to maize were not attractive enough for oviposition by both *B. fusca* and *C. partellus* moths to warrant their use as trap crops around maize fields.

The role of forage sorghum and *P. purpureum* in the control of stem borers was evaluated in field trials with maize. While forage sorghum failed to reduce stem borer infestation in maize fields, infestation of the maize monocrop was higher than on maize crop surrounded by Napier grass. It was concluded that Napier grass holds promise as a trap crop for stem borers in maize farming systems.

UITTREKSEL

Die doel van hierdie studie was om 'n geskikte vanggewas vir stamruspers te identifiseer vir gebruik in 'n habitatbestuurstelsel in hulpbron-arm boerderystelsels. 'n Opname is gemaak van die wilde gasheerplante van stamruspers in die Limpopo en Mpumalanga Provinsies. Plant spesies in die Gramineae en Typhaceae families is aangeteken as gasheerplante van een of meer stamrusperspesies. Die stamrusperspesies was *Busseola fusca*, *Chilo partellus* en *Sesamia calamistis*. Drie grasspesies, *Pennisetum purpureum* (Napiergras), *Hyparrhenia tamba* (Bloutamboekiegras) en *Panicum maximum* (Gewone buffelsgras) is gekies vir die bestudering van stamrusperkolonisasie van verboude graangewasse en grasse. Hierdie studie is gedoen onder natuurlike insekinfestasies en veldtoestande vanaf die 1998/1999 tot die 2000/2001 seisoen. Die verboude gewasse was mielies, sorghum soetsorghum en pèrlmanna. Die voorkoms van kelkskadesimptome, dooiehartsimptome en stamskade het aangetoon dat al hierdie plantspesies deur stamruspers aangeval word. Minder stamrusperlarwes is vanaf grasse as vanaf gewasse herwin. Aangesien *H. tamba* en *P. purpureum* wel bo mielies en sorghum vir eierlegging verkies is, is die afwesigheid of lae aantal oorlewende larwes toegeskryf aan swak oorlewing op grasse. Die gasheerplantvoorkeur van eerste-instar *C. partellus* larwes vir verboude en wilde gasheerplante is in twee- en veelkeusetoetse in die laboratorium bepaal. Larwale reaksie ten opsigte van blaarskywe van elke gasheerplant is ook bepaal onder geen-keuse experimente. Resultate het aangetoon dat larwes die verboude gewasse bo grasse verkies. Hierdie gedragsreaksie kan uitgebuit word in 'n habitabestuurstelsel aangesien larwes op grasse doodgaan en nie suksesvol vestig nie. Die stamrusperweerstandsvlakke van soetsorghums is in glashuiseksperimente bepaal. Plante is kunsmatig besmet met eerste-instar *C. partellus* en *B. fusca* larwes. Die sorghum landras, Pateletso, het lae vlakke van antixenose en antibiose vir *B. fusca* en *C. partellus* gehad. Veelkeusetoetse is uitgevoer om eierleggingsvoorkeure vir die sorghumlandrasse Mariri, Maatla, Motale, Pateletso, SA4481 en SA4479 te bepaal. Die grootste aantal eiers is gelê op SA4481. Twee-keuse eksperimente is gedoen om eierleggingsvoorkeure van *B. fusca* en *C. partellus* vir mielies en soetsorghums te bepaal. Resultate het aangedui dat soetsorghums, in vergelyking met mielies, minder aantreklik was vir eierlegging van beide *B. fusca* en *C. partellus* motte en dat die aantreklikheid daarvan nie die gebruik

daarvan as vaggewas regverdig nie. Die rol van voersorghum en *P. purpureum* in die beheer van stamruspers is bestudeer in veldproewe met mielies. Voersorghum as vaggewas het nie die stamrusperbesmetting in mielies verlaag nie. Stamrusperbesmetting was hoër in die kontrole persele as in mielies wat deur Napiergras as vaggewas omring was. Die gevolgtrekking was dat Napiergras potensiaal het as vaggewas vir stamruspers in mielieproduksiestelsels.

ACKNOWLEDGEMENTS

My sincere gratitude goes to:

1. My Supervisors: Drs. Johnie van den Berg and Melodie McGeoch for their guidance and constructive criticism.
2. The ARC-Grain Crops Institute for providing facilities and necessary resources for my study and the technical staff of the ARC-Grain Crops Institute
3. Friends and other staff members of the ARC for helping in various ways.
4. The Gatsby Charitable Foundation for funding the research.
5. Professional Development Project for financial assistance of this study.
6. Zanele and my parents for their outstanding support, patience and understanding.
7. Lynette Thomas for moral support and encouragement.

CHAPTER 1

GENERAL INTRODUCTION

Cereal crops are a vitally important source of food for humans and their livestock and contribute significantly to local and national economies (Smith & Wiedenmann 1997). Maize (*Zea mays* L.), sorghum (*Sorghum bicolor* (L.) Moench) and pearl millet (*Pennisetum glaucum* (L.) R. Br.) are three of the most important gramineous crops in Africa (Polaszek & Khan 1998). These species are grown over varied climatic zones and their yields vary between regions (Gahukar 1994). In Africa, the highest level of cereal production was recorded in 1988 with maize yielding 30 313 million tonnes, followed by sorghum with 15 280 million tonnes, and millet (13 330 million tonnes) which ranked fourth after wheat (13 630 million tonnes) (Chanterreau & Nicou 1991).

Maize

Maize originated in central America and by the 16th century was already cultivated in parts of West and southern Africa (Polaszek & Khan 1998). It is a staple food in most countries in southern Africa (Okech *et al.* 1994) and is used as both human and livestock food (Polaszek & Khan 1998). Although sub-Saharan African countries such as Kenya, South Africa, Tanzania, Ethiopia and Nigeria are principal producers of maize, South Africa is the only country that regularly exports maize (Polaszek & Khan 1998). Maize in Africa is mostly grown by subsistence farmers and yields are generally low, averaging less than half of Asian and Latin American yields (Polaszek & Khan 1998). The average yield for industrialized countries is 6.2 t/ha, compared to only 2.5 t/ha for developing countries (Dowswell *et al.* 1996). In South Africa, maize has, since 1950, become one of the most important agricultural crops with a production exceeding ten million tons in favourable years (Van Rensburg *et al.* 1987). The average maize yield is 2.0 t/ha in South Africa which is nonetheless low compared to 7.5 t/ha, 7.1 t/ha, and 7.8 t/ha in developed countries in the United States of America (U.S.A), France, and Italy respectively (Dowswell *et al.* 1996) in which better technologies are employed.

Sorghum

Sorghum, originated in Africa (Gebrekidan 1985) in the border regions of Sudan and Ethiopia (Polaszek & Khan 1998) approximately 3 000 BC (Chigumira 1992). Today, the most important African sorghum producing countries are Burundi, Kenya, Rwanda, Somalia, Tanzania and Uganda (Seshu Reddy & Omolo 1985) as well as Nigeria, Sudan, and Ethiopia (Seshu Reddy & Omolo 1985; Polaszek & Khan 1998). Sorghum, a staple diet in Africa and Asia (Murty 1992; FAO & ICRISAT 1996), is mainly grown in the semi-arid tropics which are characterized by low and erratic rainfall (Jordan & Sullivan 1982; Van den Berg 1994).

The use of sorghum varies from one country to another. In Africa and Asia sorghum is used for human consumption, while it is grown mainly for animal feed in the U.S.A. (Leuschner 1985; Murty 1992). In addition to its use for animal and human consumption, sorghum is used for fuel, house and fence building (Polaszek & Khan 1998). Major products of sorghum are bread or porridge, prepared from flour (Wills & Ali 1992) and beer in developing countries, for example Nigeria (Koleoso & Olatunji 1992).

There is also variation in the production of sorghum from one region to another. In Africa and Asia the crop tends to be grown in traditional farming systems, whereas in developed countries it is largely produced on a commercial basis (FAO & ICRISAT 1996). Although sorghum supports millions of people in Africa (Seshu Reddy & Omolo 1985), its yields are generally low and often unpredictable (Van den Berg 1994). The grain yields from fields of resource-poor farmers in southern Africa range from 600 to 900 kg/ha (Sithole 1989) which is low compared to 3 705 kg/ha in the U.S.A. (Seshu Reddy & Omolo 1985). Nonetheless the production per hectare in South Africa is higher than in other southern African countries, for example, the average grain yield is 2.05 t/ha in South Africa (FAO & ICRISAT 1996), which is high compared to the 0.4 t/ha in Botswana (Nicholson 1992) and 0.52 t/ha and 0.33 t/ha in Zimbabwe and Mozambique (FAO & ICRISAT 1996) respectively.

Pearl millet

Four main kinds of millet are cultivated in Africa. These are pearl millet (*P. glaucum*), finger millet (*Eleusine coracana* (L.) Gaertn), teff (*Eragrostis tef* (Zucc.), and fohio (*Digitaria exilis* (kipp.) and *D. iburua* (Stapf.)). Pearl millet is by far the most important of these crops (Polaszek & Khan 1998) and Africa accounts for

almost half of its global production (FAO & ICRISAT 1996). Like sorghum, pearl millet originated in Africa and spread throughout the world (Polaszek & Khan 1998). Today, pearl millet, a descendent of a wild west-African grass, became a staple food in East Africa and India and is now grown in Europe and the U.S.A. In Africa, the major pearl millet producing countries include Nigeria, Niger, Burkina Faso, Chad, Mali, Mauritania and Senegal in the west, and Sudan and Uganda in the east. In southern Africa, although partially displaced by maize, pearl millet is grown in Madagascar, Namibia (Polaszek & Khan 1998), South Africa (Kumar & Rao 1987), and an estimated 341 244 ha in Zimbabwe (Rao & Mushonga 1987). Pearl millet is grown on 14 million hectares in Africa and 14 million hectares in Asia and is said to support at least 500 million people.

Pearl millet, with its high water use efficiency, fast growth and tolerance to heat, survives better than maize and sorghum (Polaszek & Khan 1998). Pearl millet can survive and reliably produce at rainfall levels as low as 300 mm per annum. This is low compared with the minimum water requirements of 400 mm for sorghum and 500-600 mm for maize (FAO & ICRISAT 1996). Pearl millet is almost entirely a subsistence crop in Africa. Production varies from one region to another (De Wet 1987) with an average yield of 600 kg/ha in Africa.

This crop is consumed in many different forms. In Africa it is used as a whole, cracked, or ground flour, a dough, or grain like rice. In the U.S.A., it is used as feed for beef cattle, young pigs, and poultry. All indications are that animals fed on pearl millet grain have growth rates that were similarly or better than those fed on maize.

Stem borer species attacking cereal crops

Maize, sorghum, and pearl millet, grown by a large proportion of world's poorest people, are attacked by a wide range of insect pests, especially stem borers (Lepidoptera) (Seshu Reddy 1990). In Africa low yields resulting from damage caused by these insect pests reach high levels, particularly in traditional subsistence farming systems (Gebrekidan 1985). Seventeen stem borer species in two families (Pyralidae and Noctuidae) have been found to attack sorghum and maize in various parts of Africa (Khan *et al.* 1997a) causing yield losses ranging from 0-100% depending on infestation levels (Bosque-Perez & Schulthess 1998). *Chilo partellus* Swinhoe (Lepidoptera: Crambidae), *Busseola fusca* Fuller (Lepidoptera: Noctuidae), *Sesamia calamistis* Hampson (Lepidoptera: Noctuidae), and *Eldana saccharina*

Walker (Lepidoptera: Pyralidae) are the most damaging stem borer species in Africa (Pathak 1985; Khan *et al.* 1997a). *Chilo partellus* attacks crops such as sorghum and maize (Duerden 1953; Berger 1989a,b, 1992; Das & Agrawal 1993; Kumar 1994), and pearl millet (Polaszek & Khan 1998). The control of stem borers is important to reduce the populations to levels below economic injury levels. However, in South Africa stem borer control is complicated by the occurrence of mixed populations of *C. partellus* and *B. fusca* in maize and sorghum producing areas (Bate *et al.* 1990). Mixed populations of these two species have occurred as a result of the spread of the highly competitive *C. partellus* to high altitude areas previously known to be dominated by *B. fusca* (Kfir 1997).

In South Africa both maize and sorghum are produced by resource-poor farmers in the Northern Province (Matthee *et al.* 1974) where these crops are attacked by stem borers from the stage of planting up until harvesting. In South Africa the average annual yield loss caused by stem borers to maize is 10%, although between 25% - 75% loss has been recorded (Duerden 1953, Matthee *et al.* 1974).

Origin and distribution of *Chilo partellus*

Chilo partellus originated in India (Kfir 1992) and had since spread to East Africa (Mohyuddin & Greathead 1970). In southern Africa it occurs in Botswana, Lesotho, Malawi, Mozambique, Swaziland, Zimbabwe and South Africa (Sithole 1989). *Chilo partellus* is found in warm, low-lying regions (Van Hamburg 1979a,b; Gebrekidan 1985; Kfir 1997) and restriction of *C. partellus* to low altitude was probably due to temperature limits (Ingram 1958). In South Africa *C. partellus* was first reported by A. Barnard near Naboomspruit (24° 31S, 28° 41E), Transvaal on 12 March 1958 (Van Hamburg 1979a) and has now become widely distributed throughout the Springbok Flats (Matthee *et al.* 1974; van Hamburg 1979a). Its distribution also extends from western grain producing areas (Bate *et al.* 1991) to coastal areas of Natal (van Hamburg 1979a). When host plants are available and temperature is favourable for the development of *C. partellus*, this species develops continuously throughout the year (Kfir 1997). Although Ingram (1958) found that it was restricted to altitudes below 1 500 m above mean sea level (amsl.) in Uganda, he speculated that *C. partellus* should be able to spread to regions higher than 1 500 m amsl. This statement was confirmed later by Bate *et al.* (1991), when they found *C. partellus* at 1 650 m amsl. in the western part of the Highveld at Potchefstroom (26° 43S, 27° 06E). Kfir (1997)

also found *C. partellus* near Delmas (25° 09S, 28° 41E; 1 600 m amsl.) in the eastern highveld region of South Africa, an area previously known to be dominated by *B. fusca*. Van Hamburg (1979a) also reported the occurrence of this species in high lying areas such as Potchefstroom.

Biology and behaviour of *Chilo partellus*

Most stem borers have very similar life cycles (Gahukar 1994). That of *C. partellus* is completed in approximately 45 days (6 weeks) (Van den Berg 1997a). In South Africa, moths of *C. partellus* start fly from the beginning of September to the end of may (Fig. 1) and can have up to five overlapping generations (Van den Berg 1997a). *Chilo partellus* moths of both sexes (Fig. 2a) live for approximately four to six days (Berger 1989b). The moths are buff-coloured and nocturnal (Young & Teets 1977). Mating commences after midnight on the night of emergence, reaches a peak between five a.m. and seven a.m. and then declines on successive nights (Kumar & Saxena 1985). Observations by Päts (1992) revealed low flight activity of *C. partellus* female moths on the night of moth emergence. According to Päts (1992) mate finding of one day old female moths is therefore enhanced by high flight activity of two to three days old male moths. The activity of mated female moths increases gradually and is higher between three to eight hours after the onset of the scotophase (the dark period (night) during a 24 hour period of light and dark) (Ramachandran & Saxena 1991). This behavioural activity is related to oviposition site selection (Ramachandran & Saxena 1991), and is influenced by physical (trichomes) and chemical (surface waxes) factors of the plant (Roome *et al.* 1960). Presence of these factors on host plants could inhibit oviposition by stem borers. *Chilo partellus* moths lay 50-100 eggs (Agrawal *et al.* 1990) per batch (Fig. 2b) on the upper and lower surfaces of all leaves including leaf sheaths (Alghali 1985). The whitish eggs of *C. partellus*, are flattened, scale like and ovoid (Ampofo & Saxena 1989).

Hatching of eggs takes place in the morning (Chapman *et al.* 1983; Leuschner 1990) approximately four to six days after oviposition (Van Hamburg 1979a; Agrawal *et al.* 1990; Gahukar 1991). On hatching larvae feed gregariously for a short time (Kfir 1992), after which they migrate upwards to feed in the whorls of the crop plant (Van den Berg 1997a). This climbing behaviour of *C. partellus* larvae is due to a positive response to light (positive phototaxis) (Bernays *et al.* 1983; Bernays *et al.* 1985; Leuschner 1990). The creamy white larvae, which are characterized by dark spots on

the body (Fig. 2c) pass through five instars, which last for six, four, five, three and seven days, respectively (Gahukar 1991).

Since larvae have to climb their way to the whorl, the climb is hazardous and not all larvae survive (Bernays *et al.* 1983). The success of climbing of the first instar larvae depends on the weather conditions, physical and chemical characteristics of the leaf and stem surfaces (Bernays *et al.* 1983; Woodhead & Taneja 1987; Leuschner 1990). The physical characteristics such as curled and floppy leaves (Bernays *et al.* 1985), taller cultivars (Chapman *et al.* 1983), degree of detachment of sheaths (Bernays *et al.* 1983), trichome density and chemical characteristics e.g. cyanoglycoside dhurrin which release HCN as a deterrent in sorghum (Woodhead & Bernays 1977), play an important role in the behaviour of *C. partellus* during its establishment in a plant. The rate at which the larvae climb the plant is influenced by the cultivar and the age of the plant (Leuschner 1990). When the larvae reaches the tip of the outer whorl leaf, downward movements are initiated only when the larvae perceives the dark area of the funnel contrasting with the light from the sky (Bernays *et al.* 1983). At the third instar stage, larvae migrate from the whorl to bore down into the stem (Ampofo & Saxena 1989; Leuschner 1990; Agrawal *et al.* 1990). Larval migration from hatching sites to feeding sites or between feeding sites is important for larval survival (Berger 1993). Older larvae reaching the stem feed in the inter-nodes where they later develop into pupae (Fig. 2d). These larvae may only migrate to neighbouring plants as a result of food deterioration (Berger 1994), decrease in food quality and increase in contact between larvae (Berger 1992). Van Hamburg (1979a) claimed that larval migration from a single plant to another is due to overcrowding on individual plants. Development of larvae of *C. partellus* into pupae is only interrupted by diapausing larvae during winter (Gahukar 1991). The full grown larvae of *C. partellus* prepares a circular exit hole for the moth just before pupation (Ampofo & Saxena 1989). Harsh winter conditions are survived by hibernation in stems, low down in the plants and in stem bases beneath the soil. The hibernation sites provide insulation and shelter (Kfir 1997). A rise in temperature and the arrival of the first spring rains seem to be the two most important factors responsible for breaking diapause of overwintering larvae (Van Hamburg 1979b). The pupal period for *C. partellus* takes eight to ten days (Ampofo & Saxena 1989) after which adult moths emerge to complete the cycle.

Origin and distribution of *Busseola fusca*

Busseola fusca originated in Africa (Wahl 1926; Matthee *et al.* 1974) and it is not known to occur anywhere outside the African continent (Harris & Nwanze 1992). Although Matthee *et al.* (1974) could not trace the origin of *B. fusca* in Africa, Kfir & Bell (1993) reported it to be native to sub-Saharan Africa. *Busseola fusca* is also known to occur in West Africa (Benin, Burkina Faso, Cameroon Côte d'Ivoire, Ghana, Guinea, Mali, Nigeria and Sierra Leone), eastern Africa (Ethiopia, Kenya, Somalia, Tanzania and Uganda) and southern Africa (Angola, Botswana, Lesotho, Malawi, Mozambique, Rwanda, Swaziland, Zaire, Zimbabwe, Zambia and South Africa) (Harris & Nwanze 1992).

Unlike *C. partellus*, *B. fusca* is found at high altitudes (Wahl 1926; Ingram 1958; Gebrekidan 1985; Ebenebe 1998). Ingram (1958) noted that this species was more common at altitudes above 1 200 m amsl and that its population levels were influenced by intensity of cultivation of crops such as maize and sorghum. Although *B. fusca* was abundant at altitudes between 1 200-1 500 m amsl in the Central Plateau in Tanzania it was also recorded at very high altitudes (2 700 m amsl) in the northern and southern highland areas (Swaine 1957). Distribution of *B. fusca* to lowveld regions in Tanzania is limited mainly by high temperatures experienced at lower altitudes (Swaine 1957).

Biology and behaviour of *Busseola fusca*

The biology of *B. fusca* has been studied extensively (Ingram 1958; Unnithan 1987) and much of this work was first done in South Africa (Harris & Nwanze 1992). *Busseola fusca* has three generations per season (Wahl 1926). In South Africa the moths from the overwintering larvae start appearing in the spring from October to December, the second generation moths from January to February and the third generation from the end of February until the commencement of frost in May (Van Rensburg *et al.* 1987) (Fig. 1). *Busseola fusca* moths are seldom seen in the field as they are inactive during the day resting on plants and plant debris (Harris & Nwanze 1992). Unnithan (1987) reported that the adult male and female moths of *B. fusca* live for 8.7 and 6.9 days respectively. Mating activity takes place the same night after eclosion (Unnithan 1987). Female moths (Fig. 3a), which are bigger than male moths release a pheromone to attract males (Harris & Nwanze 1992). Eggs (Fig. 3b) of *B. fusca* are laid behind leaf sheaths (Barrow 1989; Azerefegne & Gebre-Amlak 1994)

and under the ear husk leaves of maize plants (Barrow 1989). The greatest number of eggs of *B. fusca* moths are laid on plants between three and five weeks old (Van Rensburg & Van Rensburg 1993). The eggs, which are laid in batches of 30-100 are hemispherical with about 70 crenulations (ridges) on the egg shell (chorion) (Harris & Nwanze 1992). The eggs (0.6 mm in diameter) (Mathee *et al.* 1974) are laid within the sheaths of any one of the fifth to tenth leaves on maize plants ranging in height from 26 to 75 cm with a distinct preference for plants between 26 to 45 cm (Barrow 1989). The high infestation on certain plants compared with others is due to the ability of *B. fusca* moths to select a suitable host plant on which to lay eggs (Mathee *et al.* 1974). There is a variation in the number of eggs laid per batch and the incubation period for *B. fusca*. The incubation period is influenced by ambient temperatures (Barrow 1989) and lasts for five to six days under 23-27°C (mean 25°C) (Unnithan 1987). The eggs of *B. fusca* hatch at night and the larvae that emerge are found in aggregate dense groups (Van Rensburg & Van Rensburg 1993). The young larvae have a dark brown colour which turns lighter on maturity (Fig. 3c). The neonate larvae migrate to the whorls. Older larvae leave the whorl to feed on the stem. Unlike *C. partellus* which has five instars, the measurements of the head capsule width (mm) done by Unnithan (1987) revealed that this species may have six to seven instars.

The full life cycle of *B. fusca* takes approximately 66 days (9 weeks) (Ingram 1958; van den Berg 1997a). The period spent by *B. fusca* from hatching to pupation is about thirty days, except for over-wintering larvae which takes longer (Wahl 1926; van den Berg 1997a). Female pupae are bigger than male pupae and can be differentiated by the position of the genital scars found on sternum eight in females and on sternum nine in males (Harris & Nwanze 1992). Pupation of *B. fusca* which lasts for about a fortnight in summer (Wahl 1926). However, not all fully grown larvae of *B. fusca* pupate. Some larvae enter diapause. The state of maturity of a host plant, and not climatic factors appear to induce diapause in *B. fusca* larvae (Unnithan 1987). Diapause occurs in tunnels in dry maize or sorghum or other similar crop residues (Gebre-Amlak 1988). In the maize production areas of South Africa diapausing of *B. fusca* and *C. partellus* takes place during the dry winter months (April–October) (Kfir 1991). The dry stems and stubble, which are important for the survival of *B. fusca* throughout the dry season are potential sources of infestation of stem borers for the next season (Gebre-Amlak 1988). Diapausing of larvae (Fig. 3d) of *B. fusca* takes place in the lower parts of dry stalks (Mathee *et al.* 1974) approximately 10 cm

below the soil surface (Walters & Drinkwater 1976). Diapause larvae have a higher survival rate at the base of the stem than in exposed stalks (Unnithan & Seshu Reddy 1989) possibly due to protection of larvae from natural enemies and unfavourable conditions (Kfir 1991). Laboratory studies done by Van Rensburg & Van Rensburg (1993) revealed that temperature, humidity and photoperiod play an important role in triggering termination of diapause on *B. fusca* larvae. Like *C. partellus*, the larva of *B. fusca* prepares an exit hole on the internode of the stem before pupation to enable the moth to escape when it emerges from the pupal case (Wahl 1926). Pupating larvae is shown in Fig. 3e.

Damage caused by *Chilo partellus* and *Busseola fusca* to host plants

The first symptoms of attack by *C. partellus* on young sorghum plants may be noticed from three weeks after germination (Alghali 1985) until harvest and all above ground plant parts may be attacked (Agrawal *et al.* 1990). The symptoms caused by early instar larval feeding are “shot holes” or irregular shaped holes (Fig. 4) in the whorl of sorghum plants (Agrawal *et al.* 1990). Foliar damage, which occurs when whorl leaves are attacked, is caused by first and second instar larvae resulting in reduction in total leaf area and photosynthetic capacity of the maize plant (Ampofo & Saxena 1989). Larval feeding resulting in damage to the growing point of sorghum plants may result in a “dead heart” (Fig. 5) which is the drying of the central leaves (Ampofo *et al.* 1986). Dead heart and severe foliar damage may result in the death of a plant (Ampofo & Saxena 1989).

The second type of damage is caused by older instars i.e. from third instar onwards (Ampofo and Saxena 1989). In older maize plants *C. partellus* causes stem tunneling (Fig. 6) (Pathak & Othieno 1990) as well as tunnelling and feeding on the grain inside the enclosed panicle in the case of sorghum (Mlambo 1983). *Chilo partellus* may also tunnel the peduncle and move up to the panicle (Agrawal *et al.* 1990). Tunnelling not only weakens and causes breakage of stems of sorghum plants but also interferes with supply of nutrients to the developing grains by destroying the plant’s vascular system and resulting in chaffy panicles (Agrawal *et al.* 1990; Kishore 1987). Other secondary expressions of stem tunnelling are poor pollen production and reduction in fertilization (Ampofo & Saxena 1989). The production of tillers of sorghum plants is stimulated by damage to other stems or when dead hearts are formed (Van Rensburg & Van den Berg 1992a). Sorghum plants infested two weeks after germination

produced the maximum number of tillers and juvenile panicles (Alghali 1987) and also had the lowest number of productive tillers, most stunted plants and lowest yields (Alghali 1985). Gahukar (1991) estimated average yield reductions per plant at 0.4-1.0% for each percentage increase in stem tunnelling. In Africa and Asia, the damage caused to maize and sorghum crops may lead to yield reductions of 50% or more (Berger 1989a).

Busseola fusca was first recognised as a pest of maize in South Africa (Harris & Nwanze 1992). *Busseola fusca* also attacks crops such as sorghum, pearl millet, sugarcane, and some wild grasses (Harris & Nwanze 1992). The damage caused by *B. fusca* is similar to that caused by *C. partellus* (Gahukar 1991). The larvae attack the growing points, resulting in dead hearts (Harris & Nwanze 1992). Like *C. partellus* the larvae of *B. fusca* may tunnel in maize cobs and stems and are known to cause indirect yield loss in sorghum because of tunnelling and breakage of peduncles (Harris & Nwanze 1992).

INTEGRATED PEST MANAGEMENT OF STEM BORERS

To suppress stem borer populations in maize based production systems, an integrated pest management program should be employed (Van den Berg 1997a). Integrated pest management is a management system that utilizes all suitable techniques and methods in as compatible a manner as possible to reduce pest populations and maintain them at levels below those causing economic injury (Kumar 1984). This integrated management system combines components such as cultural, chemical, biological and host plant resistance (Akinsola 1990). However, there is also a need to develop IPM tactics for stem borers in South Africa using a habitat management approach.

Chemical control

In eastern and southern Africa most maize and sorghum hybrids grown are susceptible to stem borer and yield losses are high (Pathak 1991). Chemical control is the most powerful tool currently available for the control of stem borers (Azerefege & Gebre-Amlak 1994). However, due to species differences in infestation patterns with regard to the distribution of immature development stages in time after crop emergence and location in the plant (Van Rensburg & Van den Berg 1992b) and as a

result of the occurrence of mixed populations effective chemical control of *C. partellus* and *B. fusca* is difficult to obtain (Bate *et al.* 1991; Van den Berg 1997b). To ensure cost effective chemical control measures, Van den Berg (1997b) recommended an economic threshold level (ETL) for control of *C. partellus* and *B. fusca* on sorghum plants. This ETL is reached when 10 % of the plants in the field show whorl damage.

A cost effective method of control is the application of insecticide granules in plant whorls as soon as damage is observed. Van den Berg & Van Rensburg (1993) observed 78.2% reduction in larval numbers and a 25.2% decrease in yield loss when a persistent granular insecticide such as betacyfluthrin was applied in plant whorls. However, Van den Berg (1997b) stated that, although granular insecticide application is effective and economical it is not always practical when crop fields are large.

The pest status of *C. partellus* in South Africa is increasing while chemical control is not always effective and sometimes too expensive (Kfir 1990). Due to high costs of insecticides (Pathak 1985) subsistence farmers cannot afford to buy chemicals (Pathak 1991). Despite the popularity of insecticides, there is a lack of information amongst farmers on application methods and efficacy of available insecticides for the control of stem borers (Ebenebe 1998). Therefore, chemical control may not be a viable option for use by resource poor farmers to control stem borers.

Host plant resistance as a control measure for stem borers

Host plant resistance is the heritable qualities possessed by a plant that enables it to avoid, tolerate or recover from the attacks of insects under conditions that would cause greater injury to other plants of the same species (Kumar 1984). Manipulation of host plant resistance appears to be the most economic and efficient control method, and can be used alone (Pathak 1990) or as a component of an overall pest management strategy (Gebrekidan 1985). Under low input and poor management conditions the use of insect-resistant cultivars is the cheapest and safest means of pest control (Pathak 1985). Van den Berg (1994) observed increased efficacy of insecticides against *C. partellus* and *B. fusca* when resistant host plants were used. Plant resistance is available at no extra cost to the farmer, requires little skill and it is cheaper to develop resistant crop varieties than it is to develop new pesticides (Kumar 1984). Although plant resistance proved to be a potential control method, the absence of complete resistance in host plants and the breakdown of resistance by insect pests

(Dent 1991) may have played an important role in not bringing about the complete success of this method.

Biological control

Biological control is generally man's use of a specially chosen living organism to control a particular pest. The chosen organism might be a predator, parasite or pathogen of insect pests. Although biological control is a highly profitable method in terms of costs and economic returns, it is not always effective in controlling insect pests in the field (Kumar 1984). Several parasitoids such as *Cotesia flavipes* (Cam.) (Hymenoptera: Braconidae), introduced into South Africa for the biological control of *C. partellus* failed to become established (Kfir 1994). In other cases, parasitoids that established themselves in the field failed to reduce populations of *C. partellus* below economic damage levels (Kfir 1994). Farmers should have a greater understanding of the biology of both pest and its enemies which could help them to understand the behaviour of the pest in the field.

Habitat management

Although chemical control, host plant resistance and biological control play an important role in the control of insect pests, some limitations to complete success of these practices have been mentioned above which could prevent success in resource poor farming. Habitat management is a management strategy that could be developed for resource poor farmers. In a habitat management system wild host plants could be used as trap crops around maize fields to control stem borers. This habitat management system also promotes survival, fecundity, longevity, and behaviour of natural enemies to increase their effectiveness (Landis *et al.* 2000) i.e. attack stem borers in the field in order to reduce their populations to below economic injury levels. A habitat management system for stem borers was developed for resource-poor farmers in Kenya (Khan *et al.* 1997a; Khan *et al.* 2000). This habitat management system reduces stem borer damage and increases predation and parasitism of stem borers in the field (Khan *et al.* 1997b).

This habitat management system, also referred to as a "push-pull" or stimulo-deterrent diversionary strategy (Fig. 7) was developed to repel stem borers from the maize crop and attract them to a highly attractive barrier around the maize crop (Khan *et al.* 1997a; Khan *et al.* 2000). The two most important trap (pull) crops used are

Pennisetum purpureum (Napier grass) and *Sorghum vulgare sudanense* (Sudan grass), both fodder crops of economic importance. These crops could be grown around maize fields. Two non-host forage plants, *Melinis minutiflora* (molasses grass) and *Desmodium uncinatum* (silver leaf) are also used in this system (Khan *et al.* 1997a; Khan *et al.* 2000). These non-hosts are intercropped with maize, produce volatile compounds which repel (push) gravid female borers from the field. However, *Melinis minutiflora* attracted parasitoids when planted as an intercrop with maize (Khan *et al.* 1997a; Khan *et al.* 2000). This management system which involves manipulation of wild host plants on field margins could fit in well in resource poor farming compared to other control methods. It is perceived to be less costly compared with other control methods since it uses only wild host plants to control stem borers with has some added benefits such soil erosion and the use for livestock feeding of host plants (Khan *et al.* 1997a; Khan *et al.* 2000).

This habitat management system is now being adapted for use by resource-poor farmers in South Africa (Van den Berg *et al.* 2001) and other trap crops will be identified through surveys. To develop a habitat management system it is necessary to understand the interactions between insects pests, cultivated crops and wild grasses that could be used in habitat management. Antixenosis and antibiosis mechanisms of resistance could also be used to improve the efficiency of this habitat management system in the control of stem borers. In this case resistant sweet sorghum varieties which possess these mechanisms could be evaluated for use as trap while resistant maize could be grown as main crop in this management system. Antixenosis denotes the presence of plant characters such as morphological (trichomes) and chemical plant factors (surface waxes) that affect the behaviour of insects, orientation, oviposition and feeding of insects (Kumar 1997). Antibiosis is used when plants cause adverse effects on the biology of insects e.g. survival, development and reproduction (Kumar 1997).

Studies were done on the interactions between stem borer, crops and wild host plants. Field surveys of wild host plants were conducted and the colonization process of crops and wild host plants studied. These studies, dealing with aspects related to habitat management are reported in the following chapters:

1. Wild host plants and their stem borers in the Limpopo and northern Mpumalanga Provinces.
2. Colonization of cultivated and wild graminaceous host plants by *Busseola fusca* (Fuller) (Lepidoptera: Noctuidae) and *Chilo partellus* (Swinhoe) (Lepidoptera: Crambidae) under field conditions.
3. Oviposition preference of *Chilo partellus* (Swinhoe) (Lepidoptera: Crambidae) for cultivated and wild graminaceous host plants
4. Preference of *Chilo partellus* (Swinhoe) (Lepidoptera: Crambidae) larvae for cultivated and wild graminaceous host plants.
5. Growth and development of *Chilo partellus* (Swinhoe) (Lepidoptera: Crambidae) on cultivated and wild graminaceous host plants.
6. Leaf feeding resistance and oviposition preference of *Busseola fusca* (Fuller) (Lepidoptera: Noctuidae) and *Chilo partellus* (Swinhoe) (Lepidoptera: Crambidae) moths for sweet sorghum (*Sorghum bicolor*) varieties.
7. Field evaluation of a forage sorghum (*Sorghum bicolor* x *S. sudanensis*) and *Pennisetum purpureum* (Napier grass) as trap crops in a habitat management system.

REFERENCES

- AGRAWAL, B.L., TANEJA, S.L., HOUSE, L.R., & LEUSCHNER, K. 1990. Breeding for resistance to *Chilo partellus* (Swinhoe) in sorghum. *Insect Science and its Application* **11**: 671-682.
- AKINSOLA, E.A. 1990. Management of *Chilo spp.* in rice in Africa. *Insect Science and its Application* **11**: 815-823.
- ALGHALI, A.M. 1985. Insect-host plant relationship: the spotted stalk borer, *Chilo partellus* (Swinhoe) (Lepidoptera: Pyralidae) and its principal host, sorghum. *Insect Science and its Application* **6**: 315-322.
- ALGHALI, A.M. 1987. Effect of time of *Chilo partellus* (Swinhoe) (Lepidoptera: Pyralidae) infestation on yield loss and compensatory ability in sorghum cultivars **64**: 144-148.
- AMPOFO, J.K.O. & SAXENA, K.N. 1989. Screening methodologies for maize resistance to *Chilo partellus* (Lepidoptera: Pyralidae). In: Towards insect resistant maize for the third world. *Proceedings of the International Symposium on Methodologies for Developing host plant resistance to Maize Insects*. International Centre of Insect Physiology and Ecology, Nairobi, Kenya.
- AMPOFO, J.K.O., SAXENA, K.N., KIBUKA, J.G., & NYANGIRI, E.O. 1986. Evaluation of some maize cultivars for resistance to the stem borer *Chilo partellus* (Swinhoe) in western Kenya. *Maydica* **31**: 379-389.
- AZEREFEGNE, F. & GEBRE-AMLAK, A. 1994. Oviposition pattern and preference by *Busseola fusca* (Fuller) moths to different stages of maize plants. *Insect Science and its Application* **15**: 269-273.
- BARROW, M. 1989. Screening and breeding for resistance to *Busseola fusca*. In: *Towards Insect Resistant Maize for the Third World. Proceedings of the International Symposium on Methodologies for Developing host plant resistance to Maize Insects*. International Centre of Insect Physiology and Ecology, Nairobi, Kenya.
- BATE, R., VAN RENSBURG, G.D.J. & PRINGLE, K.L. 1990. Oviposition site preference by the grain sorghum stem borer *Chilo partellus* (Swinhoe) (Lepidoptera: Pyralidae) on maize. *Journal of entomological Society of southern Africa*: **53**: 75-79.

- BATE, R., VAN RENSBURG, G.D.J. & GILIOME, J.H. 1991. Distribution and occurrence of the stem borer *Chilo partellus* (Swinhoe) (Lepidoptera: Pyralidae) on maize in South Africa. *Journal of African Zoology* **105**: 11-15.
- BERGER, A. 1989a. Ballooning activity of *Chilo partellus* larvae in relation to size of mother, egg batches, eggs and larvae and age of mother. *Entomologia Experimentalis et Applicata* **50**: 125-132.
- BERGER, A. 1989b. Egg weight, batch size and fecundity of the spotted stalk borer, *Chilo partellus* in relation to weight of females and time of oviposition. *Entomologia Experimentalis et Applicata* **50**: 199-207.
- BERGER, A. 1992. Larval movement of *Chilo partellus* (Lepidoptera: Pyralidae) within and between plants: timing density response and survival. *Bulletin of entomological Research* **82**: 441-448.
- BERGER, A. 1993. Larval migration in the stem borer, *Chilo partellus* (Lepidoptera: Pyralidae). Unpublished Ph.D. thesis, Swedish University of Agricultural Science, Uppsala.
- BERGER, A. 1994. Larval migration and pest management of the spotted stem-borer *Chilo partellus* (Swinhoe) (Lepidoptera: Pyralidae). *International Journal of Pest Management* **40**: 6-12.
- BERNAYS, E.A., CHAPMAN, R.F. & WOODHEAD, S. 1983. Behaviour of newly hatched larvae of *Chilo partellus* (Swinhoe) (Lepidoptera: Pyralidae) associated with their establishment in the host plant, sorghum. *Bulletin of entomological Research* **73**: 75-83.
- BERNAYS, E., WOODHEAD, S. & HAINES, L. 1985. Climbing by newly hatched larvae of the spotted stalk borer *Chilo partellus* to the top of the sorghum plants. *Entomologia Experimentalis et Applicata* **39**: 73-79.
- BOSQUE-PEREZ, N.A. & SCHULTHESS, F. 1998. Maize: west and central Africa. In: POLASZEK, A. (Ed.) *African Cereal Stem Borers: Economic Importance, Taxonomy, Natural Enemies and Control*. 11-24. Cab International, Entomology Department, The Natural History Museum, London.
- CHANTEREAU, J. & NICOU, R. 1991. *Sorghum: The Tropical Agriculturalist*. Macmillan Press, London.
- CHAPMAN, R.F., BERNAYS, E.A., WOODHEAD, S. PADGHAM, D.E. & SIMPSON, S.J. 1983. Control of hatching time of eggs of *Chilo partellus*

- (Swinhoe) (Lepidoptera: Pyralidae). *Bulletin of entomological Research* **73**: 667-677.
- CHIGUMIRA, P. 1992. The potential for extruded sorghum food products in Zimbabwe and the regional market. In: GOMEZ, M.I., HOUSE L.R., ROONEY, L.W. & DENDY, D.A.V. (Eds) *Utilization of Sorghum and Millets*. 89-94. International Crops Research Institute for the Semi-Arid Tropics, Patancheru, Andhra Pradesh 502 324, India.
- DAS, S. & AGRAWAL, H.C. 1993. Growth of *Chilo partellus* (Swinhoe) on different maize cultivars. *Insect Science and its Application* **13**: 267-272.
- DENT, D. 1991. *Insect Pest Management*. C.A.B International, United Kingdom.
- DE WET, J.M.J. 1987. Pearl millet (*Pennisetum glaucum*) in Africa and India. In: *Proceedings of the International Pearl Millet Workshop*. 7-11 April 1986, 3-4. Patancheru, A.P. 502 324 ICRISAT Center, Patancheru, A.P. 502 324, India.
- DOWSWELL, C.R., PALIWAL, R.L. & CANTRELL, R.P. 1996. *Maize in the Third World*. Westview Press, USA.
- DUERDEN, J.C. 1953. Stem borers of cereal crops at Kongwa, Tanganyika. *The East African Agricultural Journal* 105-119.
- EBENEBE, A.A. 1998. Studies on stalk borers of maize and sorghum in Lesotho. Unpublished Ph.D. thesis, University of Orange Free State, Bloemfontein, South Africa.
- FAO & ICRISAT, 1996. *The World Sorghum and Millet Economies: Facts, Trends and Outlook*. Viale delle Terme di Caracalla, 00100 Rome, Italy. Patancheru 502 324, Andhra Pradesh, India.
- GAHUKAR, R.T. 1991. Recent development in sorghum entomology research. *Agricultural Zoology Reviews* **4**: 23-54.
- GAHUKAR, R.T. 1994. Management of lepidopterous stem borers injurious to cereal crops in the tropics. *Agricultural Zoology Reviews* **6**: 149-210.
- GEBREKIDAN, B. 1985. Breeding sorghum for resistance to insects in eastern Africa. *Insect Science and its Application* **6**: 351-357.
- GEBRE-AMLAK, A. 1988. Survival of maize stalk borer, *Busseola fusca* (Fuller), in crop residues in Ethiopia. *Crop Protection* **7**: 183-185.
- HARRIS, K.M. & NWANZE, K.F. 1992. *Busseola fusca* (Fuller), the African Maize stem borer: a Handbook of information. Information Bulletin 33, International Crops Research Institute for the Semi-Arid Tropics, Patancheru, India.

- INGRAM W.R. 1958. The Lepidopterous stalk borers associated with gramineae in Uganda. *Bulletin of entomological Research* **68**: 471-488.
- JORDAN, W.R. & SULLIVAN, C.Y. 1982. Reaction and resistance of grain sorghum to heat and drought. In: *Sorghum in the Eighties: Proceedings of the International Symposium on Sorghum*. 2-7 November 1981. Volume 1: 131-142. ICRISAT, Center Patancheru, A.P., India.
- KFIR, R. 1991. Duration of diapause in the stem borers, *Busseola fusca* and *Chilo partellus*. *Entomologia Experimentalis et Applicata* **61**: 265-270.
- KFIR, R. 1990. Parasites of spotted stalk borer, *Chilo partellus* (Lepidoptera: Pyralidae) in South Africa. *Entomophaga* **35**: 403-410.
- KFIR, R. 1992. Seasonal abundance of stem borer *Chilo partellus* (Lepidoptera: Pyralidae) and its parasites on summer grain crops. *Entomological Society of America* **85**: 519-529.
- KFIR, R. 1994. Attempts at biological control of the stem borer *Chilo partellus* (Swinhoe) in South Africa. *African Entomology* **2**(1): 67-68.
- KFIR, R. 1997. Competitive displacement of *Busseola fusca* (Lepidoptera: Noctuidae) by *Chilo partellus* (Lepidoptera: Pyralidae). *Annals of Entomological Society of America* **90**: 619-624.
- KFIR, R. & BELL, R.A. 1993. Intra-seasonal changes in populations of the African stem borer *Busseola fusca* (Fuller) (Lepidoptera: Noctuidae) and its parasitoids in Natal, South Africa. *Journal of African Zoology* **107**: 543-553.
- KHAN, Z.R., CHILISWA, P., AMPONG-NYARKO, K., SMART, L.E., POLASZEK, A., WANDER, J. & MULAA, M.A. 1997a. Utilization of wild gramineous plants for management of cereal stemborers in Africa. *Insect Science and its Application* **17**: 143-150.
- KHAN, Z.R., AMPONG-NYARKO, K., CHILISWA, P., HASSANALI, A., KIMANI, S. LWANDE, W. & OVERHOLT, W.A. 1997b. Intercropping Increases parasitism of pests. *Nature* **388**: 631-632.
- KHAN, Z.R., PICKET, J.A., VAN DEN BERG, J., WADHAMS, L.J. & WOODCOCK, C.M. 2000. Exploiting chemical ecology and species diversity: stem borer and striga control for maize and sorghum in Africa. *Pest Management Science* **56**: 957-962.
- KISHORE, P. 1987. New sources of resistance to stem borer, *Chilo partellus* (Swinhoe) in sorghum. *Journal of Entomological Research* **11**: 155-157.

- KOLEOSO, O.A. & OLATUNJI, O. 1992. Sorghum malt/adjunct replacement in clear (larger) beer: policy and practice in Nigeria. In: GOMEZ, M.I., HOUSE L.R., ROONEY, L.W. & DENDY, D.A.V. (Eds) *Utilization of Sorghum and Millets*. 41-45. International Crops Research Institute for the Semi-Arid Tropics, Patancheru, Andhra Pradesh 502 324, India.
- KUMAR, H. 1994. Effect of water stress, nitrogen stress and certain sensory stimuli on infestation and damage by *Chilo partellus* (Swinhoe) to maize. *Annals of Applied Biology* **125**: 35-43.
- KUMAR, H. & SAXENA, K.N. 1985. Oviposition by *Chilo partellus* (Swinhoe) in relation to its mating, diurnal cycle and certain non-plant surfaces. *Applied Entomology and Zoology* **20**: 218-221.
- KUMAR, K.A. & RAO, S.A. 1987. Diversity and utilization of pearl millet germplasm. In: *Proceedings of the International Pearl Millet Workshop*. 7-11 April 1986, 69-82. Patancheru, A.P. 502 324 ICRISAT Center, Patancheru, A.P. 502 324, India.
- KUMAR, R. 1984. *Insect Pest Control with Special Reference to African Agriculture*. Edward Arnold, London.
- LANDIS, D.A., WRATTEN, S.D. & GURR, G.M. 2000. Habitat management to conserve natural enemies of arthropod pests in agriculture. *Annual Review of Entomology* **45**: 175-201.
- LEUSCHNER, K. 1985. Sorghum entomology research: Programs and need in the developing world. In: *Proceedings of the International Sorghum Entomology Workshop*. 15-21 July 1984, 13-20. Texas A & M University, College Station, TX, USA. Patancheru, A.P. 502 324, India.
- LEUSCHNER, K., 1990. A review of laboratory and field screening procedures for *Chilo partellus*. *Insect Science and its Application* **11**: 627-638.
- MATTHEE, J.J., BEDFORD, E.C.G., BROWN, H.D., LOMBARD, J., MEYER, M.P.K., VAN RENSBURG, N.J. & WALTERS, S.S. 1974. Pests of graminaceous crops in South Africa. Department of Agricultural Technical Services. *Entomology Memoir* No. **40**: 1-23.
- MLAMBO, S.S. 1983. The status of cereal stem-borer and legume pod-borer research in Zimbabwe. *Insect Science and its Application* **4**: 221-222.

- MOHYUDDIN, A.I. & GREATHEAD, D.J. 1970. An annotated list of the parasites of graminaceous stem borers in East Africa, with a discussion of their potential in biological control. *Entomophaga* **15**: 241-274.
- MURTY, D.S. 1992. The breeder's in Crop Utilization: A perspective. In: GOMEZ, M.I., HOUSE L.R., ROONEY, L.W. & DENDY, D.A.V. (Eds) *Utilization of Sorghum and Millets*. 157-163. International Crops Research Institute for the Semi-Arid Tropics, Patancheru, Andhra Pradesh 502 324, India.
- NICHOLSON, N.F. 1992. Processing of sorghum in Botswana for foods and feeds: problems and opportunities. In: GOMEZ, M.I., HOUSE L.R., ROONEY, L.W. & DENDY, D.A.V. (Eds) *Utilization of Sorghum and Millets*. 99-101. International Crops Research Institute for the Semi-Arid, Tropics Patancheru, Andhra Pradesh 502 324 India.
- OKECH, S.H.O., NEUKERMANS, L.M.N.R. & CHINSEMBU, K.C. 1994. Agroecological distribution of major stalk borers of maize in Zambia. *Insect Science and its Application* **15**: 167-172.
- PATHAK, R.S. 1985. Genetic variation of stem borer resistance and tolerances in three sorghum crosses. *Insect Science and its Application* **6**: 359-364.
- PATHAK, R.S. & OTHIENO, S.M. 1990. Inheritance of resistance to the spotted stem borer, *Chilo partellus* (Swinhoe), in maize. *Maydica* **35**: 247-252.
- PATHAK, R.S. 1990. Genetics of sorghum, maize, rice and sugar-cane resistance to the cereal stem borer, *Chilo* spp. *Insect Science and its Application* **11**: 689-699.
- PATHAK, R.S. 1991. Genetic expression of the spotted stem borer *Chilo partellus* (Swinhoe) resistance in three maize crosses. *Insect Science and its Application* **12**: 147-151.
- PÄTS, P. 1992. Reproductive biology of cereal stemborer *Chilo partellus*. Unpublished Ph.D. thesis, Swedish University of Agricultural Sciences, Uppsala, Sweden.
- POLASZEK, A. & KHAN, Z.R. 1998. Host plants. In: POLASZEK, A. (Ed.) *African Cereal Stem Borers: Economic Importance, Taxonomy, Natural Enemies and Control*. 3-10. CAB International, Entomology Department, The Natural History Museum, London.

- RAMACHANDRAN, R & SAXENA, K.N. 1991. Some aspects of emergence, mating, oviposition and flight activity of *Chilo partellus* (Swinhoe) (Lep., Pyralidae). *Journal of Applied Entomology* **112**: 43-52.
- RAO, S.A. & MUSHONGA, J.N. 1987. *A Catalogue of Passport and Characterization Data of Sorghum, Pearl Millet and Finger millet Germplasm From Zimbabwe*. International Board of Plant Genetic Resources, Rome.
- ROOME, R.E., CHADHA, G.K. & PADGHAM, D. 1960. Choice of oviposition site by *Chilo*, the sorghum stem borer. Centre for Overseas Pest Research, College House, Wrights Lane, London.
- SESHU REDDY, K.V. 1990. Cultural control of *Chilo spp.* In graminaceous crops. **11**: 703-712.
- SESHU REDDY, K.V. & OMOLO, E.O. 1985. Sorghum insect pest situation in Eastern Africa. In: *Proceedings of the International Sorghum Entomology Workshop*. 15-21 July 1984, 31-36. Texas A & M University, College Station, TX, USA. Patancheru, A.P. 502 324, India.
- SITHOLE, S.Z. 1989. Sorghum stem borers in southern Africa. In: International workshop on sorghum stem borers. 17-20 Nov 1987, 41-47. ICRISAT Center, Patancheru, A.P. 502 324, India.
- SITHOLE, Z.S. 1990. Status and control of the stem borer, *Chilo partellus* (Swinhoe) (Lepidoptera: Pyralidae) in Southern Africa. *Insect Science and its Application* **11**: 481-488.
- SMITH, J.W. & WIEDENMANN, R.N. 1997. Foraging strategies of stemborer parasites and their application to biological control. In: Herren, H.R, Mwangi, R.W., Ouya, D.G. & Ng'eny-Mengech, A. (Eds) *Insect Science and its Application: The International Journal of Insect Science*. Jan-March. 1997. Volume **17**: 37-49. International Centre of Insect Physiology and Ecology, Nairobi, Kenya.
- SWAINE, G. 1957. The maize and sorghum stalk borer, *Busseola fusca* (Fuller), in peasant agriculture in Tanganyika territory. *Bulletin of entomological Research* **48**: 711-722.
- UNNITHAN, G.C. 1987. Development and reproductive biology of the maize stem borer *Busseola fusca* (Fuller) (Lep., Noctuidae). *Journal of Applied Entomology* **104**: 172-179.

- UNNITHAN, G.C. & SESHU REDDY, K.V. 1989. Incidence, diapause and carry over of the cereal stem borers on Rusinga Island, Kenya. *Tropical Pest Management* **35**(4): 414-419.
- VAN DEN BERG, J. 1994. Integrated pest management of stem borers on grain sorghum. Unpublished Ph.D. thesis, University of Orange Free State, Bloemfontein, South Africa.
- VAN DEN BERG, J. 1997a. Stem borers in sorghum. *ARC-Crop Protection Series* no **3**, Potchefstroom, South Africa, pp-4.
- VAN DEN BERG, J. 1997b. Economy of stem borer control in sorghum. *ARC-Crop protection Series* no **2**, Potchefstroom, South Africa, pp-4.
- VAN DEN BERG, J., REBE, M. DE BRUYN, J. & VAN HAMBURG, H. 2001. Developing habitat management systems for graminaceous stem borers in South Africa. *Insect Science and its Application* **21**: 381-388.
- VAN HAMBURG, H. 1979a. The grain-sorghum stalk borer. Farming in South Africa, Plant Protection Research Institute, Pretoria.
- VAN HAMBURG, H. 1979b. The grain-sorghum stalk borer, *Chilo partellus* (Swinhoe) (Lepidoptera: Pyralidae): seasonal changes in adult populations in grain sorghum in the Transvaal. *Journal of the Entomological Society of southern Africa* **42**: 1-9.
- VAN RENSBURG, J.B.J., WALTERS, M.C. & GILIOME, J.H. 1987. Ecology of the maize stalk borer, *Busseola fusca* (Fuller) (Lepidoptera: Noctuidae). *Bulletin of Entomological Research* **77**: 255-269.
- VAN RENSBURG, J.B.J. & VAN DEN BERG, J. 1992a. Stem borers in grain sorghum: II. Yield loss compensation in relation to borer attack. *South African Journal of Plant and Soil* **9**: 81-86.
- VAN RENSBURG, J.B.J. and VAN DEN BERG, J. 1992b. Infestation patterns of stalk borers *Busseola fusca* (Fuller) (Lep.: Pyralidae) and *Chilo partellus* (Swinhoe) (Lep.: Pyralidae) in grain sorghum. *Journal of Entomological Society of Southern Africa* **55**: 197-212.
- VAN RENSBURG, J.B.J. & VAN RENSBURG, G.D.J. 1993. Laboratory production of *Busseola fusca* (Fuller) (Lepidoptera: Noctuidae) and techniques for the detection of resistance in maize plants. *African Entomology* **1**: 25-28.
- VAN RENSBURG, J.B.J. 1999. The maize stalk borer in South Africa. *ARC-Crop protection Series* no **14**, pp-5.

- WAHL, R.O. 1926. The maize stalk-borer. Farming in South Africa. Potchefstroom, South Africa.
- WALTERS, M.C. & DRINKWATER, T.W. 1976. The maize stalk borer. Maize Series No.D.3. Farming in South Africa. Potchefstroom.
- WILLS, R.B.H. & ALI, M.R. 1992. Evaluation of characteristics, milling properties, and processing of sorghum for food use as a boiled whole grain. In: GOMEZ, M.I., HOUSE L.R., ROONEY, L.W. & DENDY, D.A.V. (Eds) *Utilization of Sorghum and Millets*. 3-7. International Crops Research Institute for the Semi-Arid Tropics, Patancheru, Andhra Pradesh 502 324, India.
- WOODHEAD, S. & BERNAYS, E. 1977. Changes in release rates of cyanide in relation to palatability of sorghum to insects. *Nature* **270**: 235-236.
- WOODHEAD, S. & TANEJA, S.L. 1987. The importance of the behaviour of young larvae in sorghum resistance to *Chilo partellus*. *Entomologia Experimentalis et Applicata* **45**: 47-54.
- YOUNG, W.R. & TEETS, G.L. 1977. Sorghum Entomology. *Annual Review of Entomology* **22**: 193-218.

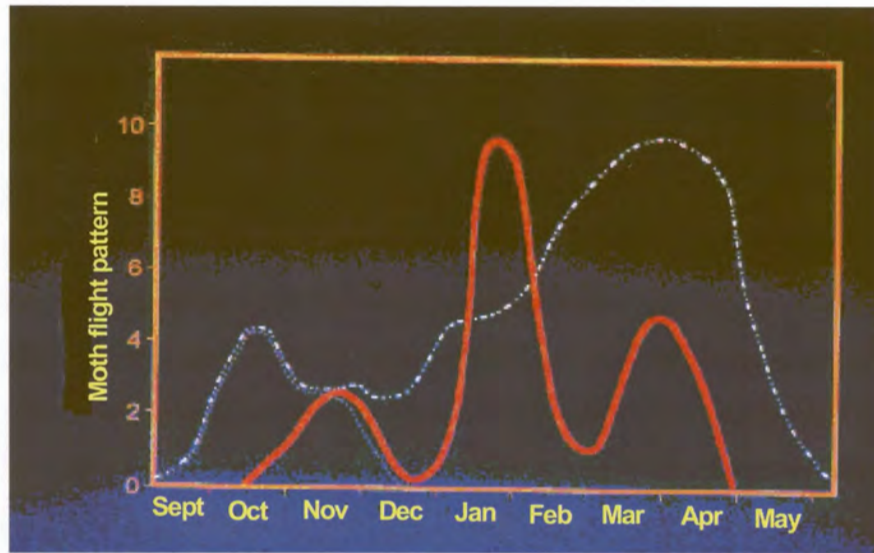


Fig. 1. Moth flight pattern of *Chilo partellus* (dotted line) and *Busseola fusca* (solid line). Source: Van den Berg 1997a.



a



b



c



d

Figs 2. Life stages of *Chilo partellus*. **a**, moth; **b**, eggs; **c**, larvae; **d**, pupae.

(Not according to scale)



a



b



c



d



e

Figs 3. Life stages of *Busseola fusca*. a, moth; b, eggs; c, larvae; d, diapausing larva; e, pupae. (Not according to scale)



Fig. 4. Symptoms of whorl damage on maize (Shot holes on leaves are visible).



Fig. 5. Dead heart symptoms (Dead whorl leaves are visible).



Fig. 6. Symptoms of stem damage.

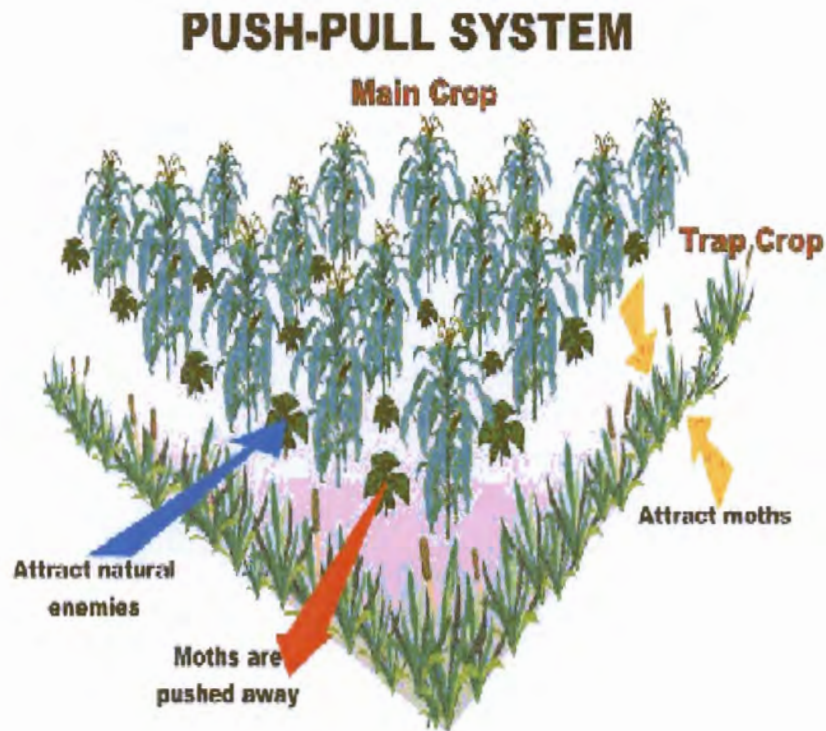


Fig. 7. Diagrammatic representation of a “push-pull” system. Pull crop = Trap crop for stem borers which forms a border around the main crop. Push crop = intercropped with main and produces an unpleasant odour which pushes stem borers away from the main crop.

Source: Agricultural Research Council-Grain Crops Institute.

CHAPTER 2

Wild host plants and their stem borers (Lepidoptera) in the Limpopo and northern Mpumalanga Provinces

ABSTRACT

There is evidence that some wild host plants could be used in maize based farming systems to control stem borers a management system that could benefit resource poor farmers. A survey of wild host plants of stem borers was done during the 1998/99 and 1999/2000 growing seasons. The study was carried out in the Limpopo and northern Mpumalanga Province of South Africa. The surveys were conducted in four rainfall regions, 400-600 mm, 601-800 mm, 801-1000 mm and greater than 1000 mm per annum. The sites were located in subsistence farming areas, undisturbed grassland, previously cultivated areas and nearby forestry plantations. For each grass species 50 tillers were collected randomly and dissected. Plant species belonging to two families, Gramineae and Typhaceae were recorded as hosts plants to one or more species of stem borers. Of the wild host plants recorded wild sorghum and *Pennisetum purpureum* Schumach. (Gramineae) were recorded as hosts in more than one rainfall region. The stem borers found on the host plants were *Busseola fusca* Fuller (Lepidoptera: Noctuidae), *Chilo partellus* (Swinhoe) (Lepidoptera: Crambidae) and *Sesamia calamistis* Hampson (Lepidoptera: Noctuidae). While the distribution of *B. fusca* was found to be restricted to high altitudes, *C. partellus* and *S. calamistis* were found from low to high lying regions.

Keywords: *Busseola fusca*, *Chilo partellus*, *Sesamia calamistis*, wild host plants, distribution.

INTRODUCTION

Most graminaceous stem borers are polyphagous and have several host plants including both cultivated and wild plants (Ingram 1958, Khan *et al.* 1997, Polaszek & Khan 1998). Before the extensive cultivation of maize (*Zea mays* L.) and sorghum (*Sorghum bicolor* (L.) Moench) in Africa, the African cereal stem borers such as *Busseola fusca* Fuller (Lepidoptera: Noctuidae), *Chilo orichalcociliellus* Strand (Lepidoptera: Crambidae), *Eldana saccharina* Walker (Lepidoptera: Pyralidae) and *Sesamia calamistis* Hampson (Lepidoptera: Noctuidae) were of no economic importance (Khan *et al.* 1997, Polaszek & Khan 1998). These stem borers survived on wild host plants. For example, *B. fusca* is assumed to have evolved and survived on wild sorghum and millets which originated in Africa (Harris 1962). Lists of wild host plants of stem borers have been provided by several authors (Wahl 1926; Ingram 1958; Duerden 1953; Harris 1962; Sithole 1990; Khan *et al.* 1997; Polaszek & Khan 1998). Today, stem borers such as *B. fusca* and *C. partellus* attack a wide range of graminaceous crops. Endemic west African stem borers of maize which are assumed to have co-evolved with native grasses started to attack maize after its introduction approximately 400 years ago (Shanower *et al.* 1993).

Little is known of wild graminaceous host plants of maize and sorghum stem borers in South Africa. The objectives of this study were thus to determine which grass species host stem borers and which stem borers occur in different regions in the Limpopo and northern Mpumalanga Provinces where resource-poor farmers cultivate sorghum, maize and pearl millet (*Pennisetum glaucum* (L.) R. Br.).

Information on wild host plants of stem borers could be used in the development of habitat management system for stem borer pest species. Wild host plants of stem borers have previously been considered both as a source of the pest that should be destroyed (Seshu Reddy 1983) and as a refuge that harboured natural enemies of stem borers (Khan & Polaszek 1998). Since some wild host plants are highly attractive to stem borers when compared to maize, this has led to the development of pest management systems in which wild host plants are used as trap crops (Khan *et al.* 2000). Similar pest management systems are being developed in South Africa and there is a need for information on wild host plants of maize and sorghum stem borers in this country.

The occurrence of stem borers in different areas is influenced by environmental conditions and this study also provides a general idea of which stem borers to expect in different regions. The paper also provides information on possible uses and value of wild host plants identified in this survey.

MATERIAL, METHODS AND STUDY SITES

To expand knowledge on the occurrence of stem borers in wild host plants, destructive sampling surveys were undertaken randomly on wild grasses in the Limpopo Province in 34 sites and four more sites were selected in the northern parts of the Mpumalanga Province (Fig. 1). The survey of host plants was conducted coincide with the period of stem borer activity i.e. September to may for *C. partellus* and October to April for *B. fusca*. This was done during the 1998/1999 and 1999/2000 growing seasons. The areas surveyed were classified into four rainfall categories i.e. 400–600 mm, 601–800 mm, 801–1000 mm and > 1000 mm per annum. Surveys were conducted in selected sites in each of these rainfall categories (Table 1). The sites were located in subsistence farming areas, undisturbed grassland, previously cultivated areas as well as in and around forest plantations in the high rainfall areas. Since access to private land was difficult the sites were mostly alongside dirt roads. Host plant species of stem borers available at each site were collected and identified. The extent of each site was determined by the availability of host plant species. For each host plant species 50 tillers were collected randomly and dissected.

Plants in which stem borers of any life stage were found were recorded. The larvae of each stalk borer species were recorded separately for each host plant species. Larvae and pupae collected were kept until moths emerged and species identities could be confirmed. A comprehensive list of all wild host plants of stem borers was compiled. At each site altitude was recorded to determine the distribution of stem borers across low and high lying regions.

RESULTS

The distribution of the areas surveyed is provided in Fig. 1. The presence or absence of host plants stem borers in study sites in these areas is reflected in Table 2. Host

plant species belonging to two families, Gramineae and Typhaceae were recorded as hosts to one or more species of stem borers (Table 3). Thick stemmed grasses were scarce and largely confined to areas where land has been disturbed (e.g. roadsides and abandoned maize or sorghum fields). Small-scale farming activities in the Limpopo Province largely take place in areas with an annual rainfall below 500 mm. However, a number of wild host plant species occurred in the isolated high rainfall areas where forestry is the main land-use activity.

Three species of stem borers, *B. fusca*, *C. partellus* and *S. calamistis* were associated with several wild grasses and 13 wild host plant species were recorded (Table 3). No stem borers were recovered on the following commonly occurring plants *Kyllinga* sp., *Schoenoplectus corymbosus* (Roth. ex Roem. & Schult.), *Setaria megaphylla* (Steud.) Dur. & Schinz., *Eragrostis* sp., *Cyperus immensus* C.B. CL. and *Phragmites australis* (Cav.) Steud. Grass species such as *Aristida sciurus* Stapf, sedges (Cyperacea) and other *Cyperus* sp. exhibited symptoms of leaf and stem damage but, no stem borers were recovered.

Wild sorghum (*Sorghum arundinaceum* (Desv.) Stapf which usually occurred on disturbed ground, was found in all the rainfall regions (Table 4). In all these regions *S. arundinaceum*, was infested with stem borers. Similar results were found with *Typha capensis* (Rohrb.) NE. Br. However, this species was not found in areas with 400 to 600 mm rainfall (Table 4). *Sorghum arundinaceum* and *T. capensis* occurred in low as well as high lying regions (Table 5). Other wild hosts were *S. halepense* (L.) Pers. and *S. versicolor* Anderss. Stem borers were found on *Hyparrhenia tamba* (Steud.) in high rainfall regions and relatively high altitude areas (Table 4, 5). *Pennisetum purpureum* Schumach. (Napier grass) was restricted to high rainfall and high altitude areas (Table 4).

While *B. fusca* was recorded at high altitudes starting from 722 m a.s.l., *C. partellus* and *S. calamistis* were recorded from low to high altitude areas (Table 5). The results indicate that a number of wild host plants were attacked by one or more species of stem borers.

The value for grazing and uses of other wild grasses recorded during the survey is provided in Table 6. This knowledge could help in selecting a suitable host plant which could be used in pest management systems. Various wild host plants of stem borers including those listed in this study have been provided by other researchers as hosts for *C. partellus*, *B. fusca* and *S. calamistis* (Table 7).

DISCUSSION

Thick stemmed grasses such as the wild sorghums which comprise *S. arundinaceum*, *S. bicolor* and *S. versicolor* were largely confined to areas where land has been disturbed (e.g. roadsides and abandoned maize and sorghum fields). Wild sorghums and *H. tamba* were found in low as well as high rainfall regions. This indicates that these grasses are able to survive in different climatic conditions and so host stem borers.

The wild grasses have been used in such systems in east Africa (Khan *et al.* 2000). However, before these grasses could be used the feasibility of planting them, their adaptability to different climatic conditions as well as advantages in crop fields needs to be assessed. *Hyparrhenia tamba*, a thatching grass, is not considered to be a forage grass and is unpalatable to animals (Van Oudtshoorn 1999). This is likely to make it a poor candidate for use in a pest management system.

Napier grass occurred in the Limpopo Province in small stands next to roads and in wet patches. However, the main constraint to using this grass is its high rainfall requirement, 600-1500 mm (Van Oudtshoorn 1999). Therefore, in the Limpopo Province its use would be limited to areas that receive rainfall above 600 mm per annum. In this study Napier grass was found in areas with rainfall above 800 mm. The Bana grass variety of Napier grass, however, is reported to be more drought tolerant than other varieties and will grow at rainfall as low as 350 mm per annum, making it another option for use in drought prone areas. This grass also grows well in high rainfall areas.

The absence of stem borers on wild host plants *Kyllinga* sp., *S. corymbosus*, *S. megaphylla*, *Eragrostis* sp., *C. immensus*, *A. sciurus*, other *Cyperus* sp. and sedges (Cyperaceae) possibly indicate that these plants were not suitable for stem borer colonization. However, *Kyllinga* spp. was recorded as a host for stem borers such as *E. saccharina* and *S. calamistis* in east Africa (Seshu Reddy 1983).

Busseola fusca is found at high altitudes (Wahl 1926; Ingram 1958; Walters & Drinkwater 1976; Gebrekidan 1985; Ebenebe 1998). Ingram (1958) noted that this species was more common at altitudes above 1 200 m. Kalule *et al.* (1997) reported *B. fusca* to occur from 1000 m a.s.l. In this study *B. fusca* was found at relatively high altitude starting from 722 m. These results possibly indicate that there might have been some changes in the distribution of *B. fusca*. Although *B. fusca* was abundant at

altitudes between 1 200-1 500 m in the Central Plateau in Tanzania it was also recorded at very high altitudes (2 700 m) in the Northern and Southern highland areas (Swaine 1957). Distribution of *B. fusca* to lowveld regions is limited mainly by high temperatures experienced at lower altitudes (Swaine 1957).

Chilo partellus is found in warm, low-lying regions (Van Hamburg 1979a,b; Gebrekidan 1985; Kfir 1997) and restriction of *C. partellus* to low altitudes is probably due to temperature limits (Ingram 1958; Kfir 1997). Although Ingram (1958) found that *C. partellus* species was restricted to altitudes below 1 500 m in Uganda, he speculated that *C. partellus* might spread to regions higher than 1 500 m. This statement was confirmed later by Bate *et al.* (1991), when they found *C. partellus* at 1 650 m above sea level. Similar results were found in this study where *C. partellus* was found from 429 m to 1676 m above sea level. Kfir (1997) also found *C. partellus* in the eastern highveld region (1 600 m above sea level) of South Africa, an area previously known to be dominated by *B. fusca*. Van Hamburg (1979b) also reported the occurrence of this species in high lying areas such as Potchefstroom. Observations on *C. partellus* made at high altitude and harsh winter areas of South Africa indicate that this species is highly adaptable (Kfir 1997).

The occurrence of *S. calamistis* at low as well as high altitude possibly indicate that this species is also highly adaptable. Similar results in which *S. calamistis* was recovered from sea level up to high altitudes (1432 m a.s.l.) were reported by Seshu Reddy (1983).

In this study several new records of host plants of three Lepidoptera pest stem boring species were identified. Wild sorghums and *P. purpureum* were identified as possible candidates for use in pest management. However, the effect of these grasses on stem borer colonisation of cultivated crops and survival on the grasses needs to be determined in further studies before they could be used in pest management systems.

REFERENCES

- BATE, R., VAN RENSBURG, G.D.J. & GILIOMEE, J.H. 1991. Distribution and occurrence of the stem borer *Chilo partellus* (Swinhoe) (Lepidoptera: Pyralidae) on maize in South Africa. *Journal of African Zoology* **105**: 11-15.
- BROMILOW, C. 1995. *Problem plants of South Africa*. Briza Publications cc, Cape Town.
- DUERDEN, J.C. 1953. Stem borers of cereal crops at Kongwa, Tanganyika. *East African Agricultural Journal* **19**: 105-119.
- EBENEBE, A.A. 1998. Studies on stalk borers of maize and sorghum in Lesotho. Unpublished Ph.D. thesis, University of Orange Free State, Bloemfontein, South Africa.
- GEBREKIDAN, B. 1985. Breeding sorghum for resistance to insects in eastern Africa. *Insect Science and its Application* **6**: 351-357.
- HARRIS, M.K. 1962. Lepidopterous stem borers of cereals in Nigeria. *Bulletin of Entomological Research* **53**: 139-171.
- HARRIS, M.K. 1990. Bioecology of *Chilo* species. *Insect Science and its Application* **11**: 467-477.
- INGRAM, W.R. 1958. The lepidopterous stalk borers associated with gramineae in Uganda. *Bulletin of Entomological Research* **68**: 471-488.
- KALULE, T., OGENGA-LATIGO, M.W., OKOTH, V.A.O. 1997. Seasonal fluctuations and damage of lepidopteran stemborers of maize in major agroecozone of Uganda. *African Crop Science Journal* **5**: 385-393.
- KFIR, R. 1997. Competitive displacement of *Busseola fusca* (Lepidoptera: Noctuidae) by *Chilo partellus* (Lepidoptera: Pyralidae). *Annals of Entomological Society of America* **90**: 619-624.
- KHAN, Z.R., CHILISWA, P., AMPONG-NYARKO, K., SMART, L.E., POLASZEK, A., WANDERA, J. & MULAA, M.A. 1997. Utilization of wild gramineous plants for management of cereal stemborers in Africa. *Insect Science and its Application* **17**: 143-150.
- KHAN, Z.R., PICKETT, J.A., VAN DEN BERG, J., WADHAMS, L.J. & WOODCOCK, C.M. 2000. Exploiting chemical ecology and species diversity: stem borer and striga control for maize and sorghum in Africa. *Pest Management Science* **56**: 957-962.

- POLASZEK, A. & KHAN, Z.R. 1998. Host plants. In: Polaszek, A. (Ed.) *African Cereal stem borers: Economic Importance, Taxonomy, Natural Enemies and Control*. 3-10. CAB International, Entomology Department, The Natural History Museum, London.
- MATTHEE, J.J., BEDFORD, E.C.G., BROWN, H.D., LOMBARD, J., MEYER, M.P.K., VAN RENSBURG, N.J. & WALTERS, S.S. 1974. Pests of graminaceous crops in South Africa. Department of Agricultural Technical Services. *Entomology Memoir* No. **40**: 1-23.
- POLASZEK, A. & KHAN, Z.R. 1998. Host plants. In: POLASZEK, A. (Ed.) *African Cereal Stem Borers: Economic Importance, Taxonomy, Natural Enemies and Control*. 3-10. Cab International, Entomology Department, The Natural History Museum, London.
- SHANOWER, T. G., SCHULTHESS, F. & BOSQUE-PEREZ, N. 1993. The effect of larval diet on the growth and development *Sesamia calamistis* Hampson (Lepidoptera: Noctuidae) and *Eldana saccharina* Walker (Lepidoptera: Pyralidae). *Insect Science and its Application* **14**: 681-685.
- SESHU REDDY, K.V. 1983. Studies on the stem borer complex of sorghum in Kenya. *Insect Science and its Application* **4**: 3-10.
- SITHOLE, Z.S. 1990. Status and control of the stem borer, *Chilo partellus* (Swinhoe) (Lepidoptera: Pyralidae) in Southern Africa. *Insect Science and its Application* **11**: 481-488.
- SWAINE, G. 1957. The maize and sorghum stalk borer, *Busseola fusca* (Fuller), in peasant agriculture in Tanganyika territory. *Bulletin of Entomological Research* **48**: 711-722.
- VAN HAMBURG, H. 1979a. The grain-sorghum stalk borer, *Chilo partellus* (Swinhoe) (Lepidoptera: Pyralidae): seasonal changes in adult populations in grain sorghum in the Transvaal. *Journal of the Entomological Society of Southern Africa* **42**: 1-9.
- VAN HAMBURG, H. 1979b. *The grain-sorghum stalk borer*. Farming in South Africa, Plant Protection Research Institute, Pretoria.
- VAN OUDTSHOORN, 1999. *Guide to Grasses of Southern Africa*. Briza, Pretoria, South Africa.
- WAHL, R.O. 1926. *The maize stalk-borer*. Farming in South Africa. Potchefstroom.

WALTERS, M.C. & DRINKWATER, T.W. 1976. *The maize stalk borer*. Maize Series No.D. 3. Farming in South Africa. Potchefstroom.

Table 1. Localities where stem borers were surveyed in the four rainfall categories in the Limpopo province and northern Mpumalanga Provinces.

Rainfall category (mm)	Magisterial district	Locality
> 1000	1. Witrivier*	Hazyview (25° 02' 00"S 31° 13' 00"E; 722 m a.s.l.)
	2. Letaba 1	Tzaneen (23° 48' 10"S 30° 07' 37"E; 553 m a.s.l.)
	3. Letaba 1	De Hoek (23° 49' 08"S 30° 03' 57"E; 1086 m a.s.l.)
	4. Pietersburg	Broederstroom (23° 54' 01"S 29° 57' 29"E; 1029 m a.s.l.)
	5. Pietersburg	Rietfontein (23° 55' 39"S 29° 56' 05"E; 1029 m a.s.l.)
	6. Pietersburg	Brae (23° 51' 51"S 30° 00' 25"E; 969 m a.s.l.)
	7. Pietersburg	Reisigerstrust (23° 55' 29"S 29° 54' 32"E; 1034 m a.s.l.)
	8. Pietersburg	Tomason (23° 51' 37"S 29° 54' 28"E; 1751 m a.s.l.)
801-1000	9. Pietersburg	Spitskop (23° 57' 00"S 29° 55' 00"E; 1676 m a.s.l.)
	10. Pilgrim's rest*	Sabie (25° 07' 00"S 30° 47' 00"E; 1109 m a.s.l.)
	11. Thohoyandou	Masikhwa (22° 51' 27"S 30° 38' 24"E; 457 m a.s.l.)
	12. Thohoyandou	Rembander (23° 02' 51"S 30° 21' 37"E; 900 m a.s.l.)
	13. Dzanani	Siloam (22° 54' 49"S 30° 12' 55"E; 876 m a.s.l.)
	14. Dzanani	Knunda (22° 58' 60"S 30° 08' 31"E; 1070 m a.s.l.)
	15. Soutpansburg	Mashao (23° 08' 15"S 30° 10' 44"E; 750 m a.s.l.)
601-800	16. Belfast*	Dullstroom (25° 24' 00"S 30° 07' 00"E; 2034 m a.s.l.)
	17. Warmbad	Settlers (24° 56' 00"S 28° 30' 00"E; 1050 m a.s.l.)
	18. Pietersburg	Paardedrift (23° 46' 35"S 29° 56' 20"E; 1430 m a.s.l.)
	19. Pietersburg	Paardedrift (23° 46' 35"S 29° 56' 52"E; 1364 m a.s.l.)
	20. Pietersburg	Paardedrift (23° 45' 58"S 29° 56' 26"E; 1550 m a.s.l.)
	21. Pietersburg	Welgevonden (23° 43' 51"S 29° 59' 34"E; 972 m a.s.l.)
	22. Letaba 1	Vreedsaam (23° 41' 55"S 30° 00' 24"E; 850 m a.s.l.)
	23. Letaba 1	Taganashoek (23° 46' 03"S 30° 27' 58"E; 429 m a.s.l.)
	24. Thohoyandou	Tshaphele (22° 54' 31"S 30° 39' 10"E; 468 m a.s.l.)
	25. Soutpansberg	Plesankhoek (23° 00' 44"S 30° 05' 56"E; 1333 m a.s.l.)
	26. Soutpansberg	Shefeera (23° 02' 05"S 30° 06' 59"E; 1165 m a.s.l.)
	27. Soutpansberg	Shefeera (23° 02' 54"S 30° 05' 53"E; 889 m a.s.l.)

	28. Vuvani	Masethe (23° 16' 16"S 30° 04' 55"E; 631 m a.s.l.)
400-600	29. Potgietersrus	Zebediela (24° 19' 00"S 29° 15' 0"E; 1250 m a.s.l.)
	30. Sekhukhuneland	Jane Furse (24° 43' 00"S 29° 52' 00"E; 1414 m a.s.l.)
	31. Groblersdal*	Marble Hall (24° 59' 00"S 29° 17' 00"E; 1065 m a.s.l.)
	32. Letaba 1	Rioma (23° 46' 52"S 30° 31' 34"E; 547 m a.s.l.)
	33. Letaba 1	Mamotzapi (23° 40' 06"S 30° 36' 49"E; 385 m a.s.l.)
	34. Thabampoopo	Turfloop (23° 50' 04"S 29° 41' 38"E; 1318 m a.s.l.)
	35. Pietersburg	Pietersburg (23° 53' 00"S 29° 25' 00"E; 1266 m a.s.l.)
	36. Pietersburg	Snymansdrift (24° 01' 59"S 29° 17' 10"E; 1318 m a.s.l.)
	37. Pietersburg	Rietvlei (24° 04' 60"S 29° 14' 45"E; 1460 m a.s.l.)

* Mpumalanga province

Table 2. Plant species that were examined for the presence or absence of stem borers in different districts in the Limpopo and northern Mpumalanga Provinces.

Magisterial District	Locality	Plant species	BF	CP	SC
Belfast	Dullstroom	<i>Typha capensis</i>	-	+	+
Dzanani	Siloam	<i>T. capensis</i>	-	+	-
Dzanani	Knunda	<i>Pennisetum purpureum</i>	+	-	-
Letaba I	Tzaneen	<i>Pennisetum purpureum</i>	+	-	-
		<i>Sorghum bicolor</i> subsp. <i>arundinaceum</i>			
	De Hoek	<i>T. capensis</i>	-	-	-
	Vreedsaam	<i>T. capensis</i>	-	-	-
	Taganashoek	<i>Phragmites australis</i>	-	-	-
		<i>T. capensis</i>	-	+	-
		<i>Cyperus immensus</i>	-	-	-
	Rioma	<i>Sorghum arundinaceum</i>	-	-	+
Pietersburg	Spitskop	<i>Sorghum halepense</i>	+	+	-
	Pietersburg	<i>T. capensis</i>	-	-	-
		<i>Schoenoplectus corymbosus</i>	-	-	-
		<i>Cyperus</i> sp.	-	-	-
		<i>Kylinga</i> sp.	-	-	-
	Rietfontein	<i>Hyparrhenia</i> sp.	+	-	-
	Broederstroom	<i>Setaria megaphylla</i>	-	-	-
	Brae	<i>Sorghum arundinaceum</i>	+	-	-
	Reisigersrust	<i>Panicum</i> sp.	-	-	-
		<i>Hyparrhenia</i> sp.	-	-	-
		<i>Paspalum urvillei</i>	-	-	-
		<i>Eragrostis</i> sp.	-	-	-
	Tomason	<i>Setaria megaphylla</i>	-	-	-
	Paardedrift	<i>Hyparrhenia</i> sp.	-	-	-
		<i>Panicum</i> sp.	-	-	-
	Welgewonden	<i>Panicum maximum</i>	-	-	-

		<i>Hyparrhenia</i> sp.	-	-	-
	Welgewonden	<i>Sorghum arundinaceum</i>	+	+	+
	Snymansdrift	<i>Sorghum arundinaceum</i>	-	-	-
	Rietvlei	<i>Sorghum arundinaceum</i>	-	-	-
Pilgrim's rest	Sabie	<i>Panicum maximum</i>	+	+	-
Ritavi	KaXihoko	<i>Sorghum arundinaceum</i>	-	-	-
Sekhukhuneland	Jane Furse	<i>Phragmites australis</i>	-	+	+
Soutpansburg	Plesankhoek	<i>Setaria megaphylla</i>	-	-	-
	Shefeera	<i>Paspalum urvillei</i>	+	+	-
		<i>Pennisetum purpureum</i>	-	-	-
	Shefeera	<i>Sorghum arundinaceum</i>	-	-	-
	Mashao	<i>Sorghum arundinaceum</i>	-	-	-
Thabamoopo	University of the North Reasearch farm	<i>T. capensis</i>	-	-	-
		<i>Setaria verticillata</i>	-	+	-
Thohoyandou	Tshaphele	<i>Sorghum arundinaceum</i>	-	+	-
		<i>Panicum</i> sp.	-	+	+
	Masikhwa	<i>Panicum</i> sp.	-	-	-
	Rembander	<i>Sorghum arundinaceum</i>	+	-	-
	Rembander	<i>Panicum</i> sp.	-	-	-
Vuvani	Masethe	<i>P. australis</i>	-	-	-
Warmbad	Settlers	<i>Arundo donax</i>	+	+	+
Witrivier	Hazyview	<i>H. tamba</i>	+	+	-

+, Recorded as host, -, not recorded as host. BF, *Busseola fusca*; CP, *Chilo partellus*; SC, *Sesamia calamistis*.

Table 3. Wild host plants of stem borers recorded in the Limpopo and northern Mpumalanga Provinces of South Africa during 1998/1999 and 1999/2000 seasons.

Plant species	Common name	<i>Busseola fusca</i>	<i>Chilo partellus</i>	<i>Sesamia calamistis</i>
Gramineae (Poaceae)				
<i>Arundo donax</i>	Giant reed/ Wild cane	+	+	+
<i>Hyparrhenia tamba</i>	Blue thatching grass	+	+	-
<i>Hyparrhenia</i> sp.		+	-	-
<i>Panicum maximum</i>	Guinea grass	+	+	
<i>Panicum</i> sp.			+	+
<i>Paspalum urvillei</i>	Vasey grass	+	+	-
<i>Pennisetum purpureum</i>	Napier grass/ Elephant grass	+	-	-
<i>Phragmites australis</i>	Common reed	-	+	+
<i>Setaria verticillata</i>	Bur bristle grass	-	+	-
<i>Sorghum halepense</i>	Johnson grass	+	+	-
<i>S. versicolor</i>	Black-seed sorghum	-	+	-
<i>S. bicolor</i> subsp. <i>arundinaceum</i>	Common wild sorghum	+	+	+
Typhacea				
<i>Typha capensis</i>	Bullrush	-	+	+

+, recorded as host; -, not recorded as host.

Table 4. Occurrence in different rainfall regions of wild host plants and their stem borers in the Limpopo and northern Mpumalanga Provinces.

Rainfall (mm)	Host plant	<i>Busseola fusca</i>	<i>Chilo partellus</i>	<i>Sesamia calamistis</i>
>1000	<i>Hyparrhenia</i> sp.	+	-	-
	<i>Sorghum arundinaceum</i>	+	-	-
	<i>Hyparrhenia tamba</i>	+	+	-
	<i>Pennisetum purpureum</i>	+	-	-
	<i>Typha capensis</i>	-	+	-
801-100	<i>S. arundinaceum</i>	+	-	-
	<i>P. purpureum</i>	+	-	-
	<i>S. halepense</i>	+	+	-
	<i>Panicum maximum</i>	+	+	-
	<i>T. capensis</i>	-	+	-
601-800	<i>S. arundinaceum</i>	+	+	+
	<i>Paspalum urvillei</i>	+	+	-
	<i>T. capensis</i>	-	+	+
	<i>Arundo donax</i>	+	+	+
	<i>Panicum</i> sp.	-	+	+
401-600	<i>S. arundinaceum</i>	-	+	+
	<i>Phragmites australis</i>	-	+	+
	<i>Setaria verticillata</i>	-	+	-

+, recorded as host; -, not recorded as host.

Table 5. Occurrence at different altitudes (m a.s.l.) of stem borers recorded on wild hosts in the Limpopo and northern Mpumalanga Provinces.

Altitude (m)	Host plant	<i>Busseola fusca</i>	<i>Chilo partellus</i>	<i>Sesamia calamistis</i>
429	<i>Typha capensis</i>	-	+	-
468	<i>Panicum</i> sp.	-	+	+
468	<i>Sorghum arundinaceum</i>	-	+	-
468	<i>Sorghum arundinaceum</i>	-	+	+
547	<i>Sorghum arundinaceum</i>	-	-	+
553	<i>T. capensis</i>	-	+	-
722	<i>Hyparrhenia tamba</i>	+	+	-
876	<i>T. capensis</i>	-	+	-
900	<i>Sorghum arundinaceum</i>	+	-	-
969	<i>Sorghum arundinaceum</i>	+	-	-
972	<i>Sorghum arundinaceum</i>	+	+	+
1029	<i>Hyparrhenia</i> sp.	+	-	-
1029	<i>Pennisetum purpureum</i>	+	-	-
1050	<i>Arundo donax</i>	+	+	+
1070	<i>P. purpureum</i>	+	-	-
1109	<i>Panicum maximum</i>	+	+	-
1165	<i>Paspallum urvillei</i>	+	+	-
1318	<i>Setaria verticillata</i>	-	+	-
1414	<i>Phragmites australis</i>	-	+	+
1676	<i>Sorghum halepense</i>	+	+	-
2034	<i>T. capensis</i>	-	-	+

+, recorded as host; -, not recorded as host.

Table 6. Forage value, and uses of the wild host plants recorded during the survey.

Plant species	Disadvantages/uses	Value for grazing
** <i>Arundo donax</i>	Serious invader, difficult to eradicate.	No value for grazing
<i>Hyparrhenia tamba</i>	Used as a thatching grass.	Hard and unpalatable with low forage value
<i>Panicum maximum</i>	Persistent weed, difficult to eradicate later when the tufts have reached maturity.	Valuable forage grass.
** <i>Paspalum urvillei</i>	Palatability diminishes as the plant matures.	Utilised as a cultivated pasture.
<i>Pennisetum purpureum</i>	Prevent soil erosion.	Excellent grazing and silage.
<i>Phragmites australis</i>	Grows only near sources of water. Use for light construction, as a thatching grass, for mats, baskets and arrows.	Little value for grazing.
<i>Setaria verticillata</i>	Persistent weed which can spread uncontrollably in gardens.	Palatable grass even when it is dry, but delivers limited production.
** <i>Sorghum halepense</i>	Serious weed that is difficult to control once established.	Grazing and silage.
<i>Sorghum versicolor</i>	Contain prussic acid and there is a danger of poisoning particularly when it is subjected to drought stress and then grazed.	Palatable grass but limited leaf production.
<i>Sorghum arundinaceum</i>	An important weed. Contain prussic acid, poisoning can occur especially when the plants suffer from drought	Grazing and silage.

	stress.	
	Used as thatching grass.	
<i>Typha capensis</i>	*Found in mud and slow flowing water. Breeding sites for mosquitoes and harbours bilharzia-carrying snails.	No value for grazing.

Source: Van Oudtshoorn, 1999; *Bromilow, 1995. **Exotic species.

Table 7. The three stem borers found during the present study in the Limpopo and Mpumalanga Provinces, and the wild host plants in which they have been recorded by other researchers.

Host species	<i>Chilo partellus</i>	<i>Busseola fusca</i>	<i>Sesamia calamistis</i>
<i>Andropogon</i> spp.	X ^{3,8}	-	X ¹
<i>Andropogon muricatus</i>	-	-	X ³
<i>Arundo donax</i>	X ⁹	X ⁹	X ⁹
<i>Andropogon. sorghum</i>	-	X ⁵	-
<i>Beckeropsis uniseta</i>	-	-	X ²
<i>Cenchrus ciliaris</i>	X ^{1,7**}	-	X ¹
<i>Cenchrus echinatus</i>	-	-	X ³
<i>Coix lachryma-jobi</i>	X ¹	-	X ^{1,3}
<i>Cyperus distans</i>	-	-	X ²
<i>Dactylosternum bogdanii</i>	X ¹	-	-
<i>Echinochloa</i> sp.	X ¹	-	-
<i>Echinochloa haploclada</i>	X ^{1,7**}	-	X ^{1,7**}
<i>Echinicloa pyramidalis</i>	-	X ¹	X ^{1,2}
<i>Eleusine coracana</i>	X ²	X ²	-
<i>Hyparrhenia cymbaria</i>	-	X ¹	-
<i>Hyparrhenia</i> sp.		X ⁹	
<i>Hyparrhenia filipendula</i>	X ¹	-	X ¹
<i>Hyparrhenia pilgerana</i>	X ¹	X ¹	-
<i>Hyparrhenia rufa</i>	X ^{1,2}	X ^{1,2}	X ^{1,2}
<i>Hyparrhenia tamba</i>	X ⁹	X ⁹	
<i>Lepturus repens</i>	X ^{7**}	X ^{7**}	X ^{7**}
<i>Launaea cornuta</i>	X ^{7*}	-	-
<i>Kylinga</i> spp.	-	-	X ^{7**}
<i>Panicum deustum</i>	X ¹	X ¹	-
<i>Panicum maximum</i>	X ^{1,2,4,6,7,8,9}	X ^{1,2,7,9}	X ^{1,2,3,4,7**,9}
<i>Panicum crus-galli</i>	-	X ⁵	-
<i>Pennisetum</i> sp.	-	X ^{1,}	-
<i>Pennisetum purpureum</i>	X ^{1,2,4,6,7,9}	X ^{1,2,3,7,9}	X ^{1,2,4,7,9}

<i>Pennisetum trachyphyllum</i>	x ¹	x ¹	-
<i>Pennisetum Typhoides</i>	x ²	x ²	-
<i>Paspalum urvillei</i>	x ⁹	x ⁹	-
<i>Phragmites australis</i>	x ⁹	-	x ⁹
<i>Phragmites sp.</i>	x ¹	-	x ¹
<i>Rottboellia cochinchensis</i>	x ¹	x ¹	x ¹
<i>Rottboellia compressa</i>	x ²	-	x ²
<i>Rottboellia. exaltata</i>	-	-	x ⁴
<i>Setaria intrassata</i>	x ¹	x ¹	-
<i>Setaria sphacelata</i>	-	x ¹	x ¹
<i>Setaria splendida</i>	-	-	x ^{2,4}
<i>Sorghum arundinaceum</i>	x ^{1,7,9}	x ^{1,7}	x ^{1,7,9}
<i>Sorghum halepense</i>	x ^{6,8,9}	x ^{5,9}	x ³
<i>Sorghum versicolor</i>	x ^{1,9}	x ¹	x ¹
<i>Sorghum verticilliflorum</i>	x ^{2,6,8,9}	x ²	x ²
<i>Sorghum vulgare</i>	x ^{1,2}	x ^{1,2}	x ^{1,2}
<i>Sporobolus pyramidalis</i>	-	x ¹	-
<i>Sporobolus marginatus</i>	x ^{1,7}	x ¹	-
<i>Tripsacum laxum</i>	-	x ¹	x ⁴
<i>Saccharum officinarum</i>	x ²	x ²	x ²
<i>Vosia spp.</i>	-	-	x ¹
<i>Vosia cuspidata</i>	x ²	x ²	x ²
<i>Cyperus distans</i>	-	-	x ¹
<i>Cyperus immensis</i>	-	-	x ¹
<i>Cyperus papyrus</i>	-	-	x ¹
<i>Typha domingensis</i>	-	x ¹	x ¹
<i>Typha capensis</i>	x ⁹	-	x ⁹

1, Polaszek & Khan 1998, Khan *et al.* 1997; 2, Ingram 1958; 3, Mathee *at al.* 1974; 4, Harris 1962; 5, Wahl 1926; 6, Harris 1990; 7, Seshu Reddy 1983; 8, Sithole 1990; 9, Wild host plants found in South Africa.

*, Only eggs were seen. **, Appears to be a new host record.

-, not recorded as host.

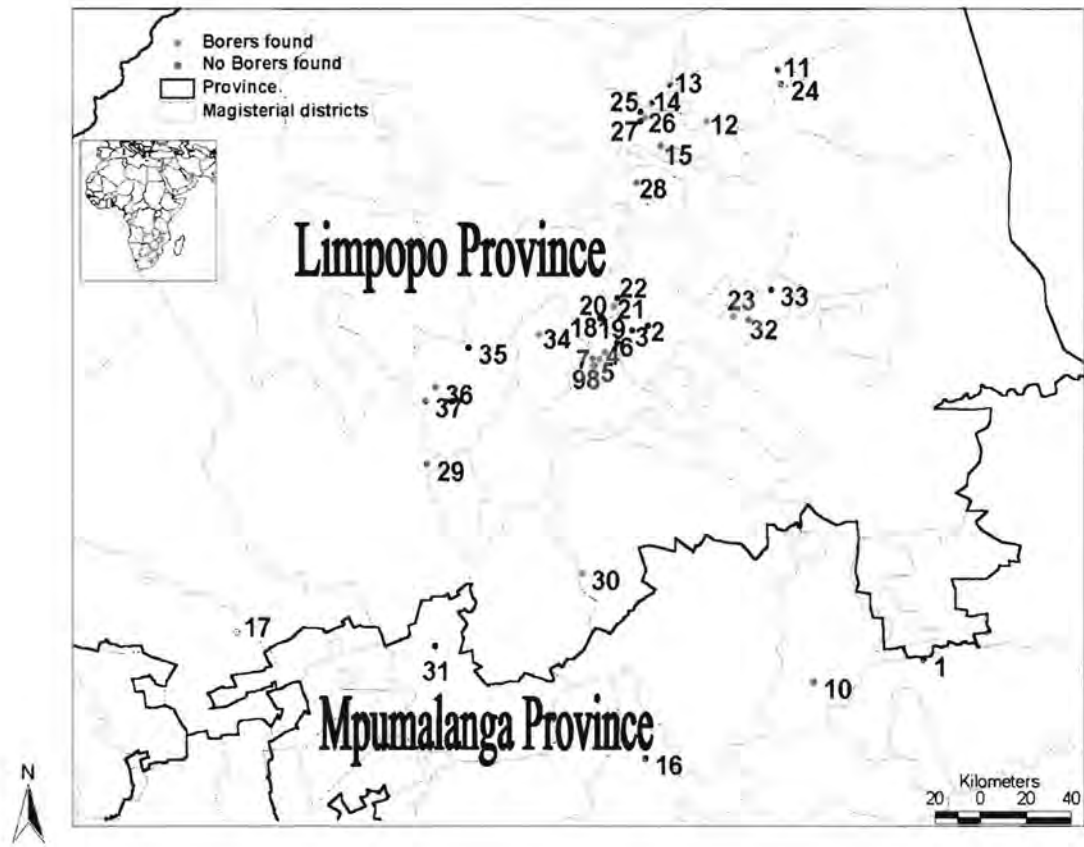


Fig. 1. Geographical distribution in the Limpopo and northern Mpumalanga Provinces of the areas where wild grasses were surveyed. Names of magisterial districts/sites, refer to Table 1.

CHAPTER 3

Colonization of cultivated and wild graminaceous host plants by *Busseola fusca* Fuller (Lepidoptera: Noctuidae) and *Chilo partellus* (Swinhoe) (Lepidoptera: Crambidae) under field conditions

ABSTRACT

Stem borers are generally polyphagous, attacking cultivated as well as wild host plants. In this study we look at the interactions among cultivated crops, wild grasses and stem borers. Two field trials, incorporating four cultivated cereal crops and two wild grasses, were conducted. The first trial established at Potchefstroom consisted of *Zea mays* L. (maize), *Sorghum bicolor* (L.) Moench (sorghum), (*Sorghum bicolor* (L.) Moench) sweet sorghum, *Pennisetum glaucum* (L.) R. Br. (pearl millet), *Hyparrhenia tamba* (Steud) (Blue thatching grass) and, *Panicum maximum* (Jacq.) (Guinea grass). During the following two seasons *P. maximum* was replaced by *Pennisetum purpureum* Schumach. (Napier grass). The other trial was established in Pietersburg. In this trial, *P. purpureum* was replaced by *P. maximum*. In each trial plots (5 m x 5 m) were arranged in a six by six Latin Square Design. Natural infestation by stem borers was allowed to take place. The stem borers of economic importance found on host plants were *Chilo partellus* (Swinhoe) (Lepidoptera: Crambidae) and *Busseola fusca* Fuller (Lepidoptera: Noctuidae). The incidence of whorl damage, dead heart and stem damage observed indicated that all host plants were susceptible to stem borer attack. Cultivated host plants showed higher incidences of whorl and stem damage than the wild grasses. The low incidence of whorl damage on the grasses may possibly be ascribed to larval antixenosis at the feeding site. Development of stem borers was better on cultivated crops than the wild grasses. The low numbers or absence of *C. partellus* and *B. fusca* on the stems of the wild hosts compared to crops may be ascribed to poor survival of the stem borers on the grasses. The results of this study indicated better colonization of cultivated crops by the stem borers compared to the grasses.

Keywords: *Busseola fusca*, *Chilo partellus*, colonization, wild grasses, pest management.

INTRODUCTION

Phytophagous insects are able to discriminate between plants that are acceptable for oviposition and feeding, and those which are not (Den Otter & Kahoro 1983). The host selection process in phytophagous insects includes host habitat location, host location and recognition, host acceptance, and host suitability (Kogan 1975). Volatile compounds are generally employed by insects in this process of host plant selection (Bernays & Chapman 1994). The response of Lepidoptera stem borers to volatiles produced by their host plants have been studied by several researchers (Den Otter & Kahoro 1983; Waladde 1983; Waladde *et al.* 1985). The success of stem borers in the colonisation process is based on the interactions between sensory cells and the physical and chemical characteristics of the plant (Waladde *et al.* 1990). Colonisation processes such as oviposition, larval arrest, establishment, feeding, larval growth and development were used by Kumar *et al.* (1993) and Ampofo *et al.* (1986) to evaluate resistance of maize cultivars to the lepidopterous stem borer *Chilo partellus* (Swinhoe) (Lepidoptera: Crambidae). Similar studies were done by Saxena (1990) on sorghum. Kumar *et al.* (1993), Ampofo *et al.* (1986) and Saxena (1990) observed differences in levels of antixenosis and antibiosis resistance on different maize and sorghum cultivars. These studies were important since mechanisms of resistance may influence colonisation of crop cultivars by *C. partellus* (Saxena 1990).

The wild grass, *Pennisetum purpureum* Schumach. (Napier grass) affects larval establishment and survival of stem borers such as *Busseola fusca* Fuller (Lepidoptera: Noctuidae) and *C. partellus* (Khan *et al.* 2000; Ndemah *et al.* 2000). Laboratory studies have shown that wild host plants are preferred to maize for oviposition by moths (Khan *et al.* 2000; Van den Berg *et al.* 2001). Wild host plants of *B. fusca* and *C. partellus* have successfully been used in stem borer management in east Africa where these highly attractive grasses are planted around crops to attract gravid female moths away from crops (Khan *et al.* 1997; Khan *et al.* 2000). A similar habitat management system in which wild host plants are used as trap crops for stem borers is therefore being investigated in South Africa (Van den Berg *et al.* 2001).

In this study, colonisation responses of these stem borer adults, *B. fusca* and *C. partellus* were studied in field trials to examine ecological relationship between stem borers and their cultivated and wild host plants. The abundance of stem borers is also investigated in the areas of study. This information will contribute to the development

of a low-cost pest management system aimed at resource-poor farming systems for controlling stem borers.

METHODS AND STUDY SITES

To study the colonization process of stem borers on host plants, two field trials, incorporating four cultivated cereal crops and two wild grasses, were conducted. One trial was conducted at the Agricultural Research Council-Grain Crops Institute in Potchefstroom over three growing seasons (1998/1999-2000/2001). During the 1998/1999 season the trial consisted of maize (*Zea mays* L.) (Cultivar CRN3414), sorghum (*Sorghum bicolor* (L.) Moench) (SNK3860), sweet sorghum (*Sorghum bicolor* (L.) Moench) (SA4479), pearl millet (*Pennisetum glaucum* (L.) R. Br.) (Okashana-1), *Hyparrhenia tamba* (Steud.) (Blue thatching grass) and, *Panicum maximum* (Jacq.) (Guinea grass). During the 1999/2000 and 2000/2001 seasons *P. maximum* was replaced by *Pennisetum purpureum* (Napier grass). The other trial was established at the University of the North's Research farm in Pietersburg during the 1999/2000 growing season. In this trial *P. purpureum* was replaced by *P. maximum*.

To ensure that the grasses were fully established at the beginning of the growing season, the wild grasses were grown first, six weeks before pearl millet, sorghum and sweet sorghum. Maize was planted ten days after the latter crops.

At Potchefstroom maize was planted in mid-February, mid-November and early-December of the 1998/1999, 1999/2000 and 2000/2001 growing seasons respectively. At Pietersburg maize was planted mid-November.

In each trial 36 blocks (5 m x 5 m) were arranged in a 6 x 6 Latin Square Design. Each host plant was replicated six times and each block consisted six rows with an inter-row spacing of 1 m. Crops were grown at an intra-row spacing of 0.3 m such that the population was maintained at 100 plants per block. The distance between blocks was 3 m to allow movement of machinery for irrigation and/or weeding.

Natural infestation of host plants by stem borers was allowed to take place and no pest control measures were applied. Destructive sampling of host plants was done five times. The first sampling began when the maize plants were four weeks old. Each sampling was done at two weeks intervals while the fifth sampling was done at physiological maturity 18-21 weeks after emergence of maize (WAE). However, data at physiological maturity for the 1998/1999 season at Potchefstroom is not provided.

Collection of data was done by removing ten randomly selected stems from each plot. The incidence of plants exhibiting whorl damage symptoms, the incidence of damaged stems as well as plants with dead heart symptoms was determined at each sampling. Shot holes on the young leaves and inner leaf whorls reflected leaf damage. Stem damage was recognized by dissecting and examining stems of host plants. Drying or dying inner leaf whorls reflected dead heart. No whorl damage was determined beyond 11 WAE. The data collected on each plant reflected interactions among stem borers and their cultivated plants and wild hosts.

The immature stages found on host plants were categorised into small, medium and large larvae and pupae. To study the growth and development of stem borer larvae on different host plants, the numbers and different categories (small, medium, large and pupae) of each borer species recovered from host plants were recorded. The presence of different immature stages of stem borers in each host plant was taken to represent the differential development rate and suitability of the specific host plants for borers.

Data on the incidence of whorl damage and dead heart symptoms as well as stem damage obtained during the 1998/1999 and 1999/2000 growing seasons at Potchefstroom and Pietersburg respectively were analysed using analysis of variance. Since the host plants used in the field trial at Potchefstroom during the 1999/2000 and 2000/2001 growing season were similar, data on dead heart symptoms, stem and whorl damage for these seasons were analysed by means of factorial analysis with season and plant species as main effects. Data on larval numbers was also analysed using analysis of variance to determine differences in infestation levels on host plants.

RESULTS

Stem borer species recorded on host plants

The stem borers that colonised cultivated and wild host plants were *B. fusca* and *C. partellus*. *Sesamia calamistis* (Hampson) (Lepidoptera: Noctuidae) larvae were also observed, however, population levels were extremely low. This species was only recorded during the 1999/2000 growing season in sweet sorghum and sorghum at Potchefstroom and sweet sorghum at Pietersburg. In Potchefstroom, *B. fusca* was the dominant species during the 1999/2000 growing season, while *C. partellus* was the dominant species during the other two growing seasons (Table 1). *C. partellus* dominated during the 1999/2000 growing season in Pietersburg (Table 1).

Very few egg batches of both stem borer species were observed during this study and no data on oviposition is thus provided.

Whorl damage

Significant differences in the incidence of whorl damage was observed between host plants (Tables 2, 3 & 4). The incidence of whorl damage was significantly lower in the wild grasses and pearl millet than in maize, sorghum and sweet sorghum in most of the cases.

The results from the 1999/2000 growing season at Pietersburg also showed significant differences in the incidence of whorl damage (Table 5). The incidence of whorl damage was high in maize, sorghum and sweet sorghum compared to *H. tamba* and *P. maximum*. The low incidence of whorl damage observed in *H. tamba* and *P. maximum* did not differ significantly from each other.

Dead heart

In the 1998/1999 season dead hearts were observed in maize, sorghum, sweet sorghum and *H. tamba* four and 11 WAE (Table 2). *Hyparrhenia tamba* and sorghum had significantly more dead hearts than the other crops four & 11 WAE respectively (Table 2). In the 1999/2000 season *P. purpureum* had the highest incidence of dead heart (Table 3) while sorghum and sweet sorghum had most dead hearts in 2000/2001 season (Table 4). These results indicated that all host plants were susceptible to dead hearts.

Stem damage

In the 1998/1999 season significant differences in the incidence of stem damage was observed among host plants (Table 2). The incidence of stem damage in maize, sorghum and sweet sorghum was generally high compared to that observed in pearl millet, *P. maximum* and *H. tamba*. Although incidence of stem damage was high in *H. tamba* 4 WAE compared to other host plants, it was not statistically different from maize. The incidence of stem damage increased in maize, sorghum and sweet sorghum from the fourth week onwards (Table 2).

In the 1999/2000 and 2000/2001 seasons significant differences in the incidence of stem damage were also observed among host plants (Table 3 & 4). Sorghum and sweet sorghum generally had a higher incidence of stem damage compared to other

host plants. Low incidence of stem damage observed in *P. purpureum* in the sixth and 11 WAE were not statistically different from most of the other plants.

In the 1999/2000 season in Pietersburg the incidence of stem damage was generally high in maize, sorghum and sweet sorghum followed by pearl millet compared to *P. maximum* and *H. tamba* (Table 5). The incidence of stem damaged in maize, sorghum, sweet sorghum and pearl millet plants increased over time from 4 WAE onwards. The results suggested that the wild grasses were less attacked than the cultivated crops such as maize and sorghum.

Occurrence and development of the larvae of *Chilo partellus* and *Busseola fusca* on host plants

During the 1998/1999 growing season at Potchefstroom significant differences between host plants were observed in infestation by *C. partellus* within sampling periods (4 WAE: $F = 5.28$, d.f. = 30, $P = 0.0014$; 11 WAE: $F = 9.82$, d.f. = 30, $P = 0.0001$; 13 WAE: $F = 12.75$, d.f. = 30, $P = 0.0001$; 15 WAE: $F = 8.04$, d.f. = 30, $P = 0.0001$). *Chilo partellus* larvae were found in relatively high numbers in maize, sorghum and sweet sorghum throughout the growing season (Fig. 1). Larval numbers were low in pearl millet, *H. tamba* and *P. maximum*. The first pupae were recovered in maize 11 WAE. Larvae of all sizes were recovered from maize, sorghum and sweet sorghum. In *P. maximum* and *H. tamba* only small larvae were found. No medium and large larvae or pupae were found on these grasses.

During the 1998/1999 growing season at Potchefstroom significant differences between host plants were also observed in infestation by *B. fusca* within sampling periods (4 WAE: $F = 4.90$, d.f. = 30, $P = 0.0021$; 13 WAE: $F = 8.04$, d.f. = 30, $P = 0.0001$; 15 WAE: $F = 4.12$, d.f. = 30, $P = 0.0058$). *Busseola fusca* larvae were found in all plant species except *P. maximum* and *P. millet* (Fig. 2). Large larvae of *B. fusca* were found in maize, sorghum and sweet sorghum 11 WAE onwards. Only small and medium sized larvae were observed on *H. tamba*.

Significant differences between host plants in infestation by *C. partellus* were observed during the 1999/2000 season at Potchefstroom (4 WAE: $F = 6.78$, d.f. = 30, $P = 0.0002$; 6 WAE: $F = 2.72$, d.f. = 30, $P = 0.0383$; 8 WAE: $F = 3.33$, d.f. = 30, $P = 0.0163$; 11 WAE: $F = 6.23$, d.f. = 30, $P = 0.0004$; 21 WAE: $F = 5.33$, d.f. = 30, $P = 0.0013$). *Chilo partellus* larval numbers increased from 4 WAE to 11 WAE and then declined 21 WAE (Fig 3). *Chilo partellus* pupae were observed in maize, sorghum

and sweet sorghum from 8 WAE onwards. The greatest number of pupae were observed in sorghum 11 WAE. While few large sized larvae of *C. partellus* were recovered from *H. tamba* plants, no larvae were found in *P. purpureum*.

Significant differences between host plants were again found in infestation by *B. fusca* during the 1999/2000 season (4 WAE: $F = 6.24$, d.f. = 30, $P = 0.0004$; 6 WAE: $F = 16.56$, d.f. = 30, $P = 0.0001$; 8 WAE: $F = 15.04$, d.f. = 30, $P = 0.0001$; 11 WAE, $F = 13.72$, d.f. = 30, $P = 0.0001$; 21 WAE: $F = 2.93$, d.f. = 30, $P = 0.0287$). *Busseola fusca* occurred on all host plants 4 WAE with the highest numbers on sorghum followed by sweet sorghum, pearl millet and maize (Fig. 4). *Busseola fusca* pupae were found in maize (11 WAE), sorghum, and sweet sorghum, eight and 11 WAE. At harvest (21 WAE) *B. fusca* larvae were still observed in all host plants with the exception of *H. tamba* (Fig. 4). The greatest number of pupae was observed on sorghum and sweet sorghum. Few large larvae were found on *H. tamba* 11 WAE, however, none were observed on *P. purpureum*. While very few *B. fusca* pupae were found in *P. purpureum* 11 and 21 WAE, none were observed in *H. tamba*.

Significant differences were again found in infestation by *C. partellus* during 2000/2001 growing season at Potchefstroom (6 WAE: $F = 4.99$, d.f. = 30, $P = 0.0019$; 8 WAE: $F = 14.95$, d.f. = 30, $P = 0.0001$; 10 WAE: $F = 6.04$, d.f. = 30, $P = 0.0006$; 18 WAE: $F = 14.59$, d.f. = 30, $P = 0.0001$). Sweet sorghum and sorghum were the crops with the highest numbers of *C. partellus* larvae throughout the growing season (Fig. 5). No *C. partellus* larvae were observed on *H. tamba* and *P. purpureum* throughout the growing season. Colonisation of maize started only at 6 WAE. *Chilo partellus* pupae were found on sweet sorghum 18 WAE and on sorghum from 6 WAE onwards.

During 2000/2001 growing season *B. fusca* was found in all the crops with the exception of *H. tamba* and *P. purpureum* (Fig. 6). While large larvae of *B. fusca* were observed in maize, sorghum and sweet sorghum, pupae were found only in sorghum and sweet sorghum.

Significant differences were again found between host plants in infestation by *C. partellus* during 1999/2000 growing season at Pietersburg (4 WAE: $F = 11.19$, d.f. = 30, $P = 0.0001$; 6 WAE: $F = 19.17$, d.f. = 30, $P = 0.0001$; 8 WAE: $F = 5.79$, d.f. = 30, $P = 0.0001$; 11 WAE: $F = 8.81$, d.f. = 30, $P = 0.0001$; 21 WAE: $F = 9.57$, d.f. = 30, $P = 0.0001$). However, infestation by *B. fusca* was not significant (6 WAE: $F = 0.80$, d.f. = 30, $P = 0.5559$) Throughout the 1999/2000 growing season at Pietersburg the greatest number of *C. partellus* larvae were found in maize, sorghum and sweet

sorghum (Fig. 7). No *C. partellus* larvae were found on *H. tamba* and *P. maximum*. *Chilo partellus* pupae were observed in all cultivated host plants 11 WAE.

Busseola fusca larval numbers were low and larvae were found in sorghum, sweet sorghum, pearl millet and *H. tamba* (Fig. 8). No *B. fusca* was found on *P. maximum* and maize. The majority of large larvae were observed on sorghum and sweet sorghum. Pupae were found in sweet sorghum 11 WAE.

DISCUSSION

The study indicated that *C. partellus* and *B. fusca* were the most important stem borers that attack maize, sorghum, sweet sorghum and pearl millet in the areas where trials were conducted. The presence of these stem borers on *H. tamba* and *P. purpureum* indicated that these wild grasses also serve as hosts for *C. partellus* and *B. fusca*. The low numbers of *S. calamistis* in the crop and wild host plants used in this study indicate that this species was not of economic importance in the study areas. *Sesamia calamistis* was also recorded by Van den Berg (1997) on sorghum and reported to be of no economic importance.

Potchefstroom is a high lying area (1 345 m above sea level) (Van Hamburg 1979) and *B. fusca* is known to be a dominant species in high altitude areas (Ingram 1958, Gebrekidan 1985; Ebenebe *et al.* 1999). In this study *C. partellus*, which is known to be common in low-lying areas (Van Hamburg 1979; Gebrekidan 1985; Kfir 1997) was more dominant than *B. fusca* during the 1998/1999 and 2000/2001 growing seasons at Potchefstroom. Ingram (1958) speculated that *C. partellus* might spread to altitudes higher than 1 500 m. The high abundance of *C. partellus* compared to *B. fusca* during the 1998/1999 and 2000/2001 growing seasons at Potchefstroom, an area traditionally dominated by *B. fusca* (Van Rensburg *et al.* 1988), is ascribed to the competitive advantage of *C. partellus* over *B. fusca* (Kfir 1997). The life cycle of *C. partellus* is 45 days, while that of *B. fusca* is 66 days (Ingram 1958, Van den Berg 1997). *Busseola fusca* moths starts flying when the plants are already infested by *C. partellus* (Kfir 1997). *Chilo partellus*, which emerge from diapause at the beginning of September, a month prior the normal planting time, remain active for 17 weeks (Kfir 1997, Van den Berg 1997). *Busseola fusca* moths starts to fly at the beginning of October and the first generation moths remain active for two months (Van den Berg

1997). However, while *B. fusca* moth activity ceases by the end of April (Van den Berg 1997) *C. partellus* remain active for at least a month more (Kfir 1997).

During the 1999/2000 growing season at Potchefstroom *B. fusca* was the dominant species. Rainfall at Potchefstroom was 468 mm, 569 mm and 559 mm during the 1998/1999, 1999/2000 and 2000/2001 growing seasons respectively. *Busseola fusca* is known to adapt well in moist and humid areas (Kalule *et al.* 1997) and in South Africa *C. partellus* is also reported to be a good colonizer in different rainfall (Bate *et al.* 1991).

In Pietersburg high larval numbers of *C. partellus* was observed compared to *B. fusca*. This was ascribed to warmer temperatures at Pietersburg which favour the survival of *C. partellus*. *Busseola fusca* populations peak in cooler areas and the distribution of this species is limited by high temperatures (Swaine 1957). This may be the reason why *B. fusca* contributed only 1% of the stem borers that colonised plants during the 1999/2000 season at Pietersburg.

The higher incidence of whorl damage observed on cultivated host plants indicate that these crops were more suitable for feeding by the first and second instar larvae than the grasses. Since larval feeding in the whorls occur in the early stages of colonisation of a crop, larval antixenosis at this stage may prevent successful colonisation of plants such as grass. The number of eggs oviposited, number of larvae hatching, settling and developing on a plant determine the intensity of larval feeding which is reflected by the severity of damage as a result of the feeding (Ampofo *et al.* 1986). This suggests that the severity of whorl damage observed in these host plants may give a general idea of the numbers of eggs oviposited and/or the level of larval establishment in the leaf whorls. In laboratory studies stem borers have shown ovipositional preference for grasses compared to maize (Van Rensburg & Van den Berg 1990; Khan *et al.* 2000; Khan *et al.* 2000; Van den Berg *et al.* 2001). Therefore the absence and/or low incidence of whorl damage on the grasses in the field compared to the crops may possibly be due to poor survival of larvae on the grasses.

Dead hearts occur in young plant when the level of infestation is high (Alghali 1985). However, in this study due to the continuous production of tillers by plants, dead hearts were observed on host plants in more than one or two samplings. The data showed that symptoms of dead hearts, with the exception of *H. tamba* (1998/1999 season), was generally high in sorghum and sweet sorghum compared with other host plants. Although whorl damage was observed in *H. tamba*, the low incidence and/or

absence of dead heart symptoms observed in this grass can be ascribed to larval antixenosis. Similar results were observed in pearl millet and *P. maximum* during the 1998/1999 growing season and in *P. maximum* during the 1999/2000 growing season at Potchefstroom and Pietersburg respectively. Since *C. partellus* was the dominant stem borer during the 1998/1999 and 2000/2001 growing seasons the higher incidence of dead hearts in sorghum and sweet sorghum compared with other host plants might have been caused by this species since these crops are readily attacked by *C. partellus*.

Since *B. fusca* is the stem borer mostly associated with maize (Polaszek & Khan 1998) the low incidence of whorl damaged plants observed throughout the season in maize compared with sorghum and sweet sorghum in an area dominated by *B. fusca* could not be explained. However, the general absence or low incidence of dead hearts observed in maize (1998/1999, 2000/2001) compared with sorghum further indicate that this crop was less susceptible to dead hearts compared to the sorghum species. Dead hearts observed in *H. tamba* in the 1998/1999 in Potchefstroom may have been caused mostly by the dominant medium sized *B. fusca* larvae found on the grass. Small *B. fusca* larvae which were found to be abundant in *H. tamba* may also have been responsible for the formation of dead hearts in this grass during the 1999/2000 growing season at Pietersburg. During 1999/2000 and 2000/2001 growing season no dead hearts were observed on *H. tamba*.

Busseola fusca was the only borer species found feeding on *P. purpureum* and symptoms of dead hearts observed on this grass during the 1999/2000 and the 2000/2001 growing season at Potchefstroom suggest that this species was responsible for the damage.

The dominance of *C. partellus* during the 1998/1999 and 2000/2001 growing seasons at Potchefstroom and during the 1999/2000 growing season (99%) at Pietersburg and high incidence of whorl damage indicate that maize and sorghum were more suitable than the grasses for larval feeding. The results of the 1998/1999 and 1999/2000 have shown that maize was attacked more intensively by *C. partellus* than by *B. fusca*. Although *C. partellus* is a pest of sorghum and maize, sorghum is highly preferred to maize (Kfir 1992; Van den Berg 1997).

Different sizes of larvae and pupae of *C. partellus* and *B. fusca* observed at different stages of host plant developments were taken to reflect growth and development of the stem borers on host plants. The occurrence of large numbers of small and medium

larvae throughout the growing season was ascribed to continuous egg laying by *C. partellus* or *B. fusca* on host plants. This tendency was observed in more than one growing season in maize, sorghum and sweet sorghum. Few larvae were observed in pearl millet, *H. tamba*, *P. maximum* and *P. purpureum*. These results indicate that pearl millet, *H. tamba*, *P. maximum* and *P. purpureum* were less preferred and less suitable for development of small and medium sized larvae than crops such as maize and sorghum.

The higher numbers of large larvae and pupae of *C. partellus* or *B. fusca* observed on crops indicate better development on the crops compared to the grasses. While *B. fusca* and *C. partellus* larvae in maize, sorghum and sweet sorghum pupated during the 1999/2000 and 2000/2001 growing seasons the general absence of pupae on the same crops during the 1998/1999 growing season was ascribed to late planting. Only large larvae were found at the end of the growing season. Since it was nearing the end of the growing season it was expected that large larvae would go in to diapause instead of pupating. The lack of development of *C. partellus* larvae and the absence of *B. fusca* on *P. maximum* reveal that the colonisation by either *B. fusca* or *C. partellus* on this grass was unsuccessful. The presence of medium sized larvae of *B. fusca* in *H. tamba* during the 1998/1999 growing season in which only small sized larvae of *C. partellus* were found possibly suggest that this species developed better on this grass than *C. partellus*. The presence of higher numbers of large sized larvae and pupae of *B. fusca* on *P. purpureum* in which no *C. partellus* was found indicates that *B. fusca* can survive and develop better on *P. purpureum* than *C. partellus*. Ndema *et al.* (2000) observed a high survival rate of first instar *B. fusca* larvae on *P. purpureum*. Although few of large larvae of *B. fusca* and *C. partellus* were found in *H. tamba* during the 1999/2000 season at Potchefstroom no larvae of these stem borers were observed to be entering the pupal stage. The low numbers of the stem borers observed in *H. tamba* could be ascribed to the thin nature of the stem which could possibly not sustain the food demands of large larvae or unpalatability of this grass to larvae.

Cultivated crops were readily colonised by stem borers in the presence of the grasses. The low incidence of whorl damage and stem damage on the grasses compared to crops such as maize and sorghum may be ascribed to the larval antixenosis and/or antibiosis. Development of stem borers was better on cultivated crops compared to the wild grasses. The low incidence of whorl and stem damage on the grasses compared to the cultivated crops may be due to poor survival of larvae on

the grasses. In this study no data on oviposition is available therefore further investigation need to be conducted to determine ovipositional preference between stem borers and cultivated crops.

REFERENCES

- ALGHALI, A.M. 1985. Insect-host plant relationship: the spotted stalk borer, *Chilo partellus* (Swinhoe) (Lepidoptera: Pyralidae) and its principal host, sorghum. *Insect Science and its Application* **6**: 315-322.
- AMPOFO, J.K.O., SAXENA, K.N., KIBUKA, J.G., & NYANGIRI, E.O. 1986. Evaluation of some maize cultivars for resistance to the stem borer *Chilo partellus* (Swinhoe) in western Kenya. *Maydica* **31**: 379-389.
- BATE, R., VAN RENSBURG, G.D.J. & GILIOMEE, J.H. 1991. Distribution and occurrence of the stem borer *Chilo partellus* (Swinhoe) (Lepidoptera: Pyralidae) on maize in South Africa. *Journal of African Zoology* **105**: 11-15.
- BERNAYS, E.A. & CHAPMAN, R.F. 1994. *Host Plant Selection by Phytophagous Insects*. Chapman & Hall, New York.
- DEN OTTER, C.J. & KAHORO, H.M. 1983. Taste cell responses of stem borer larvae, *Chilo partellus* (Swinhoe), *Eldana saccharina* WLK. and *Maruca testulalis* (Geyer) to plant substances. *Insect Science and its Application* **4**: 153-157.
- EBENEBE, A.A., VAN DEN BERG, J. & VAN DER LINDE, T.C. DE K, 1999. Distribution and relative abundance of stalk borers of maize and grain sorghum in Lesotho. *African Plant Protection* **5**: 77-82.
- GEBREKIDAN, B. 1985. Breeding sorghum for resistance to insects in eastern Africa. *Insect Science and its Application* **6**: 351-357.
- INGRAM W.R. 1958. The lepidopterous stalk borers associated with gramineae in Uganda. *Bulletin of Entomological Research* **68**: 471-488.
- KALULE, T., OGENGA-LATIGO. M.W. & OKOTH. V.A.O. 1997. Seasonal fluctuations and damage of lepidopteran stemborers of maize in a major agroecozone of Uganda. *African Crop Science Journal* **5**: 385-393.
- KFIR, R. 1992. Seasonal abundance of the stem borer *Chilo partellus* (Lepidoptera: Pyralidae) and its parasites on summer grain crops. *Journal of Economic Entomology* **85**: 518-529.
- KFIR, R. 1997. Competitive displacement of *Busseola fusca* (Lepidoptera: Noctuidae) by *Chilo partellus* (Lepidoptera: Pyralidae). *Annals of Entomological Society of America* **90**: 619-624.

- KHAN, Z.R., CHILISWA, P., AMPONG-NYARKO, K., SMART, L.E., POLASZEK, A., WANDERA, J. & MULAA, M.A. 1997. Utilization of wild gramineous plants for management of cereal stemborers in Africa. *Insect Science and its Application* **17**: 143-150.
- KHAN, Z.R., PICKETT, J.A., VAN DEN BERG, J., WADHAMS, L.J. & WOODCOCK, C.M. 2000. Exploiting chemical ecology and species diversity: stem borer and striga control for maize and sorghum in Africa. *Pest Management Science* **56**: 957-962.
- KOGAN, M. 1975. Plant Resistance in Pest Management. In: Metcalf, R.L. & Luckmann, W. (Eds) *Introduction to insect pest management*. John Wiley & Sons. New York.
- KUMAR, H., NYANGIRI, E.M.O. & ASINO, O. 1993. Colonisation responses and damage by *Chilo partellus* (Lepidoptera: Pyralidae) to four variably resistant cultivars of maize. *Journal of Economic Entomology* **86**: 739-746.
- NDEMAH, R., SCHULTHESS, F., POEHLING, M. & BORGEMEISTER, C. 2000. Species composition and seasonal dynamics of lepidopterous stem borers on maize and elephant grass, *Pennisetum purpureum* (Moench) (Poaceae), at two forest margin sites in Cameroon. *African Entomology* **8**: 265-272.
- POLASZEK, A. & KHAN, Z.R. 1998. Host plants. In: POLASZEK, A. (Ed.) *African Cereal Stem Borers: Economic Importance, Taxonomy, Natural Enemies and Control*. 3-10. CAB International, Entomology Department, The Natural History Museum, London.
- SAXENA, K.N. 1990. Mechanisms of resistance/susceptibility of certain sorghum cultivars to the stem borer *Chilo partellus*: role of behaviour and development. *Entomologia Experimentalis et Applicata* **55**: 91-99.
- SWAINE, G. 1957. The maize and sorghum stalk borer, *Busseola fusca* (Fuller), in peasant agriculture in Tanganyika territory. *Bulletin of Entomological Research* **48**: 711-722.
- VAN DEN BERG, J. 1997. *Stem borers in sorghum*. Crop Protection Series no. 3. ARC-Grain Crops Institute. Potchefstroom. 4 pp.
- VAN DEN BERG, J., REBE, M. DE BRUYN, J. & VAN HAMBURG, H. 2001. Developing habitat management systems for graminaceous stem borers in South Africa. *Insect Science and its Application* **21**: 381-388.

- VAN HAMBURG, H. 1979. *The grain-sorghum stalk borer*. Farming in South Africa, Plant Protection Research Institute, Pretoria.
- VAN RENSBURG, J.B.J. & VAN DEN BERG, J. 1990. Host plant preference by the maize stalk borer, *Busseola fusca* (Fuller) (Lepidoptera: Noctuidae). *South African Journal of Plant and Soil* **7**: 117-210.
- VAN RENSBURG, J.B.J., WALTERS, M.C. & GILIOMEER, J.H. 1988. The comparative abundance and in-season distribution of larval infestations of *Busseola fusca* (Fuller) (Lepidoptera: Noctuidae) and *Chilo partellus* (Swinhoe) (Lepidoptera: Pyralidae) on maize. *Journal of entomological Society of Southern Africa* **51**: 138-140.
- WALADDE, S.M. 1983. Chemoreception of adult stem-borers: tarsal and ovipositor sensilla on *Chilo partellus* and *Eldana saccharina*. *Insect Science and its Application* **4**: 159-169.
- WALADDE, S.M., KAHORO, H.M. & OCHIENG, S.A. 1990. Sensory biology of *Chilo* spp. With specific reference to *C. partellus*. *Insect Science and its Application* **11**: 593-602.
- WALADDE, S.M., KAHORO, H.M., KOKWARO, E.D. & CHIMTAWI, M. 1985. Responses of *Chilo partellus* to material obtained from susceptible and resistant maize cultivars. *Insect Science and its Application* **6**: 341-347.

Table 1. Total number of *Busseola fusca* and *Chilo partellus* recorded during the three growing seasons.

Season	Number of stem borers recorded			
	Potchefstroom		Pietersburg	
	<i>Busseola fusca</i>	<i>Chilo partellus</i>	<i>Busseola fusca</i>	<i>Chilo partellus</i>
1998/1999	159	717	-	-
1999/2000	583	313	27	2671
2000/2001	165	400	-	-

Table 2. Incidence of stem borer damage observed on host plant at different sampling dates at Potchefstroom during the 1998/1999 season (Mean±S.D.).

Incidence of whorl damage (%)				
Host plant	4 WAE*	11 WAE	13 WAE	15 WAE
Maize	66.7±18.6c	53.3±18.6c		
Sorghum	56.7±25.8c	46.7±5.2c		
Sweet sorghum	56.7±13.7c	40.0±15.5c		
Pearl millet	26.7±13.7b	6.7±5.2ab		
<i>P. maximum</i>	3.3±5.2a	0.0a		
<i>H. tamba</i>	30.0±8.9b	16.7±13.7b		
F	13.93	21.76		
d.f.	30.00	30.00		
P	0.0001	0.0001		
Incidence of dead heart (%)				
Maize	0.0a	10.0±8.9a		
Sorghum	3.3±5.2a	23.3±20.7b		
Sweet sorghum	3.3±5.2a	10.0±0.0a		
Pearl millet	0.0a	0.0a		
<i>P. maximum</i>	0.0a	0.0a		
<i>H. tamba</i>	20.0±8.9b	10.0±8.9a		
F	16.40	4.55		
d.f.	30.00	30.00		
P	0.0001	0.0033		
Incidence of stem damage (%)				
Maize	16.7±10.3bc	40.0±17.9c	36.7±5.2b	13.3±10.3b
Sorghum	10.0±8.9ab	26.7±10.3b	6.7±5.2a	13.3±13.7b
Sweet sorghum	6.7±10.3ab	23.3±22.3bc	10.0±15.5a	10.0±8.9ab
Pearl millet	0.0a	0.0a	3.3±5.2a	0.0a
<i>P. maximum</i>	0.0a	0.0a	3.3±5.2a	0.0a
<i>H. tamba</i>	23.3±13.7c	3.3±5.2a	3.3±5.2a	0.0a
F	6.47	15.17	16.46	4.46
d.f.	30.00	30.00	30.00	30.00
P	0.0003	0.0001	0.0001	0.0001

Means within columns followed by a different letter are significantly different ($P < 0.05$).

*WAE = Week after emergence of maize crop.

Table 3. Incidence of damage of each host plant observed at different sampling dates at Potchefstroom during the 1999/2000 season (Mean±S.D.).

Incidence of whorl damage (%)					
Host plant	4 WAE*	6 WAE	8 WAE	11 WAE	21 WAE
Maize	3.3±5.2a	6.7±5.2a	6.7±5.2a	18.3±11.7a	
Sorghum	53.3±10.3d	73.3±15.1c	51.7±23.2b	38.3±11.7b	
Sweet sorghum	23.3±12.1c	43.3±15.1b	60.0±25.3b	71.7±18.4c	
Pearl millet	30.0±12.6c	26.7±17.5ab	1.7±4.1a	10.0±12.7a	
<i>H. tamba</i>	18.3±19.4bc	36.7±28.8b	6.7±8.2a	18.3±16.0a	
<i>P. purpureum</i>	8.3±8.2ab	15.0±16.4a	5.0±8.4a	18.3±19.4a	
F	13.13	10.71	18.56	13.39	
d.f.	30.00	30.00	30.00	30.00	
P	0.0001	0.0001	0.0001	0.0552	
Incidence of dead heart (%)					
Maize	0.0a	0.0a			
Sorghum	1.7±4.1a	3.3±8.2a			
Sweet sorghum	1.7±4.1a	1.7±4.2a			
Pearl millet	0.0a	0.0a			
<i>H. tamba</i>	0.0±0.0a	0.0a			
<i>P. purpureum</i>	0.0a	10.0±12.7b			
F	0.80	2.26			
d.f.	30.00	30.00			
P	0.5585	0.0739			
Incidence of stem damage (%)					
Maize	0.0a	0.0a	3.3± 8.2a	15.0±13.8a	41.7±19.4b
Sorghum	10.0±12.6b	43.3±15.1c	35.0±33.3b	70.0±14.1c	76.7±16.3c
Sweet sorghum	0.0±0.0a	18.3±14.7b	30.0±21.0b	51.7±23.2b	78.3±27.1c
Pearl millet	1.7±4.0a	0.0a	5.0±12.3a	6.7±8.2a	66.7±28.8c
<i>H. tamba</i>	0.0a	1.7±4.1a	6.7±8.2a	10.0±11.0a	18.3±17.2ab
<i>P. purpureum</i>	0.0a	1.7±4.1a	0.0a	5.0±5.5a	0.0a
F	3.26	11.40	4.47	23.84	15.27
d.f.	30.00	30.00	30.00	30.00	30.00
P	0.0180	0.0001	0.0037	0.0001	0.0001

Means within columns followed by a different letter are significantly different (P<0.05).

*WAE = Week after crop emergence.

Table 4. Incidence of damage of each host plant observed at different sampling dates at Potchefstroom during the 2000/2001 season (Mean±S.D.).

Incidence of whorl damage (%)					
Host plant	4 WAE*	6 WAE	8 WAE	10 WAE	18 WAE
Maize	30.0±15.5b	26.7±17.5b	6.7±8.2bc	20.0±17.9bc	
Sorghum	36.7±17.5b	30.0±12.6b	28.3±11.7b	33.3±28.8c	
Sweet sorghum	35.0±13.8b	56.7±16.3c	43.3±27.3b	63.3±13.7d	
Pearl millet	3.3±8.2a	6.7±12.1a	6.7±12.1a	3.3±5.2ab	
<i>H. tamba</i>	5.0±5.5a	1.7±4.1a	0.0a	0.0a	
<i>P. purpureum</i>	6.7±5.2a	10.0±15.5a	0.0a	0.0a	
F	10.73	13.18	10.28	16.59	
d.f.	30.00	30.00	30.00	30.00	
P	0.0001	0.0001	0.0001	0.0001	
Incidence of dead heart (%)					
Maize	0.0a	0.0a			
Sorghum	16.7±18.6b	11.7±11.7bc			
Sweet sorghum	6.7±8.2a	16.7±19.7c			
Pearl millet	1.7±4.1a	3.3±5.2ab			
<i>H. tamba</i>	0.0a	0.0a			
<i>P. purpureum</i>	0.0a	3.3±8.2ab			
F	3.70	5.13			
d.f.	30.00	30.00			
P	0.0100	0.0016			
Incidence of stem damage (%)					
Maize	0.0a	0.0a	5.0±5.5ab	6.7±5.2a	53.3±16.3bc
Sorghum	10.0±8.9b	11.67±9.8b	15.0±13.8b	16.7±13.7c	63.3±16.3c
Sweet sorghum	16.7±18.6b	1.7±4.1a	8.3±13.3ab	21.7±9.8c	86.7±15.1d
Pearl millet	0.0a	0.0a	6.7±12.1ab	13.3±10.3c	43.3±12.1b
<i>H. tamba</i>	0.0a	0.0a	5.0±12.3ab	0.0a	15.0±23.5a
<i>P. purpureum</i>	1.7±4.1a	0.0a	0.0a	0.0a	5.0±5.5a
F	6.27	2.90	1.20	6.952	22.48
d.f.	30.00	30.00	30.00	30.00	30.00
P	0.0004	0.0300	0.3330	0.0002	0.0001

Means within columns followed by a different letter are significantly different ($P < 0.05$).

*WAE = Week after crop emergence.

Table 5. Incidence of damage of each host plant observed at different sampling dates at Pietersburg during the 1999/2000 season (Mean±S.D.).

Incidence of whorl damage (%)					
Host plant	4 WAE*	6 WAE	8 WAE	11 WAE	21 WAE
Maize	61.7±17.2d	75.0±13.8c	78.3±13.3c	73.3±12.1c	
Sorghum	73.3±17.5d	86.7±8.2c	73.3±15.1c	45.6±20.7b	
Sweet sorghum	30.0±15.5c	76.7±38.3c	93.3±8.2d	76.7±10.3c	
Pearl millet	20.0±12.7bc	38.3±11.7b	50.0±24.5b	40.0±21.0b	
<i>H. tamba</i>	5.0±8.4ab	8.3±7.5a	0.0a	1.7±4.1a	
<i>P. maximum</i>	0.0a	0.0a	1.7±4.1a	3.3±5.2a	
F	30.11	26.35	53.40	32.67	
d.f.	30.00	30.00	30.00	30.00	
P	0.0001	0.0001	0.0001	0.0001	
Incidence of dead heart (%)					
Maize	0.0a	0.0a			
Sorghum	6.7±8.2b	3.3±5.2b			
Sweet sorghum	0.0a	0.0a			
Pearl millet	0.0a	0.0a			
<i>H. tamba</i>	0.0a	1.7±4.1ab			
<i>P. maximum</i>	0.0a	0.0a			
F	4.00	1.615			
d.f.	30.00	30.00			
P	0.0067	1.863			
Incidence of stem damage (%)					
Maize	0.0a	5.0±12.3ab	45.0±21.7c	56.7±20.7c	65.0±16.4bc
Sorghum	8.3±7.5bc	25.0±13.8cd	65.0±18.7d	75.0±13.8d	71.7±29.3c
Sweet sorghum	5.0±5.5abc	35.0±12.3d	76.7±18.6d	85.0±16.4d	95.0±13.8d
Pearl millet	10.0±6.3c	13.3±8.2ab	20.0±6.3b	40.0±16.7b	48.3±19.4b
<i>H. tamba</i>	1.7±4.1a	0.0a	1.7±4.1a	0.0a	1.7±4.1a
<i>P. maximum</i>	3.3±5.2ab	0.0a	0.0a	15.0±5.5a	6.7±12.1a
F	3.157	9.802	31.174	33.607	26.810
d.f.	30.00	30.00	30.00	30.00	30.00
P	0.0209	0.0001	0.0001	0.0001	0.0001

Means within columns followed by a different letter are significantly different ($P < 0.05$).

*WAE = Week after crop emergence.

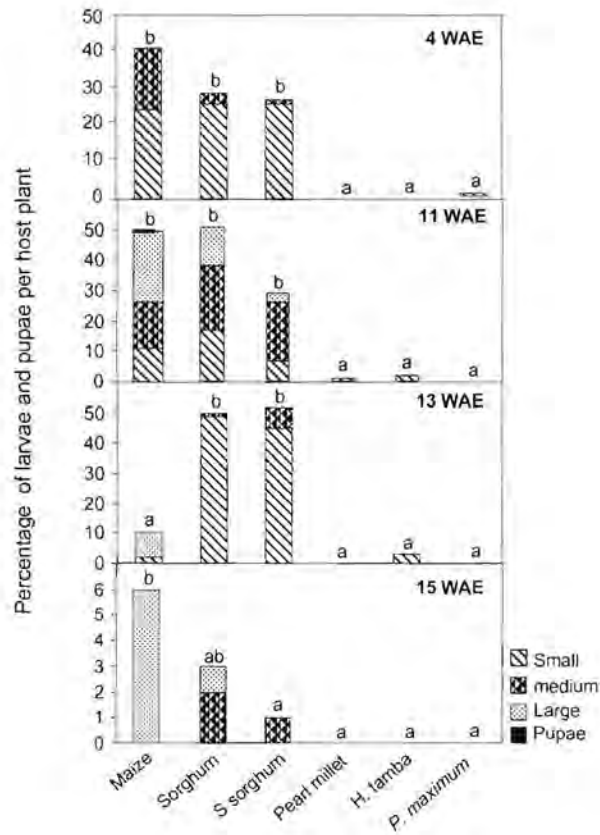


Fig. 1. Percentage of the total number of *Chilo partellus* larvae and pupae, and sizes of larvae on different host plants during the 1998/1999 growing season at Potchefstroom. Bars not accompanied by the same letter within sampling dates differ significantly ($P < 0.05$). WAE = Weeks after emergence.

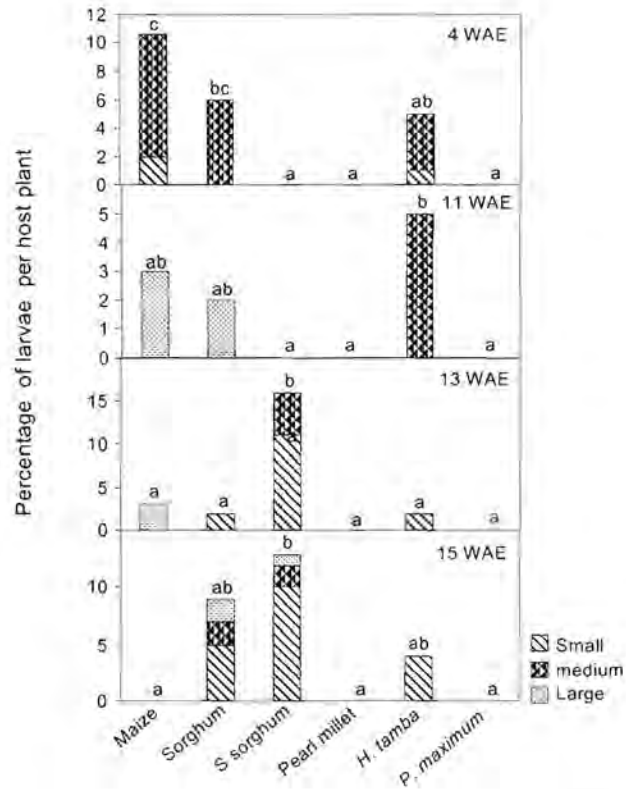


Fig. 2. Percentage of *Busseola fusca* larval numbers and sizes of larvae on different host plants during the 1998/1999 growing season at Potchefstroom. Bars not accompanied by the same letter within sampling dates differ significantly ($P < 0.05$). WAE = Weeks after emergence.

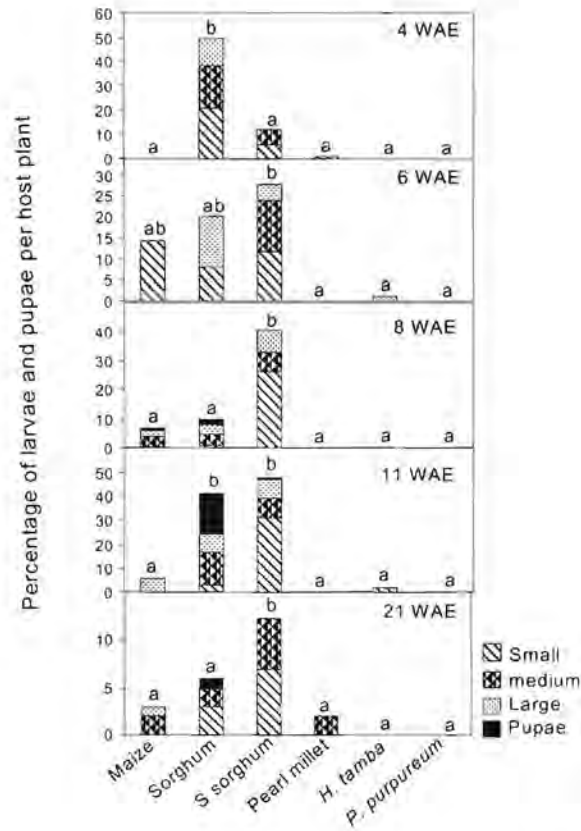


Fig. 3. Percentage of *Chilo partellus* larvae and pupae, and sizes of larvae on different host plants during the 1999/2000 growing season at Potchefstroom. Bars not accompanied by the same letter within sampling dates differ significantly ($P < 0.05$). WAE = Weeks after emergence.

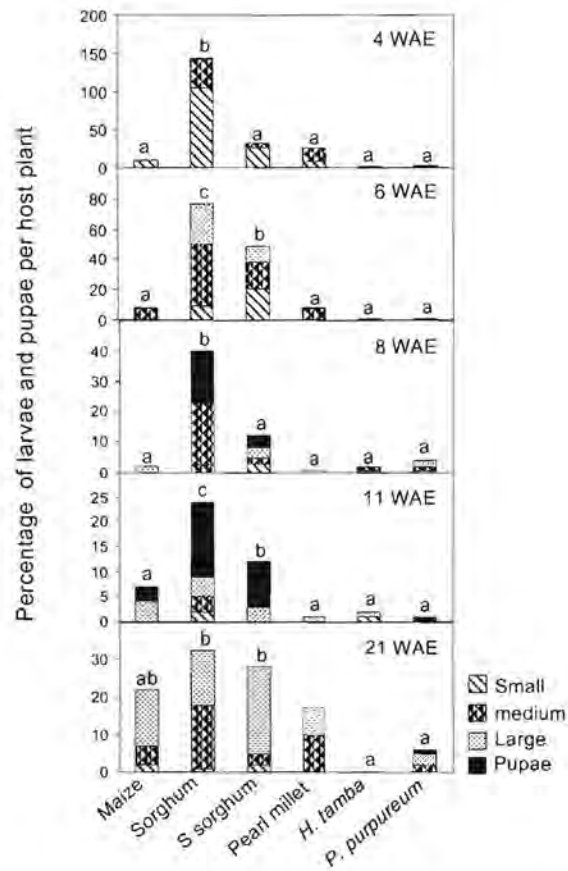


Fig. 4. Percentage of *Busseola fusca* larvae and pupae, and sizes of larvae on different host plants during the 1999/2000 growing season at Potchefstroom. Bars not accompanied by the same letter within sampling dates differ significantly ($P < 0.05$). WAE = Weeks after emergence.

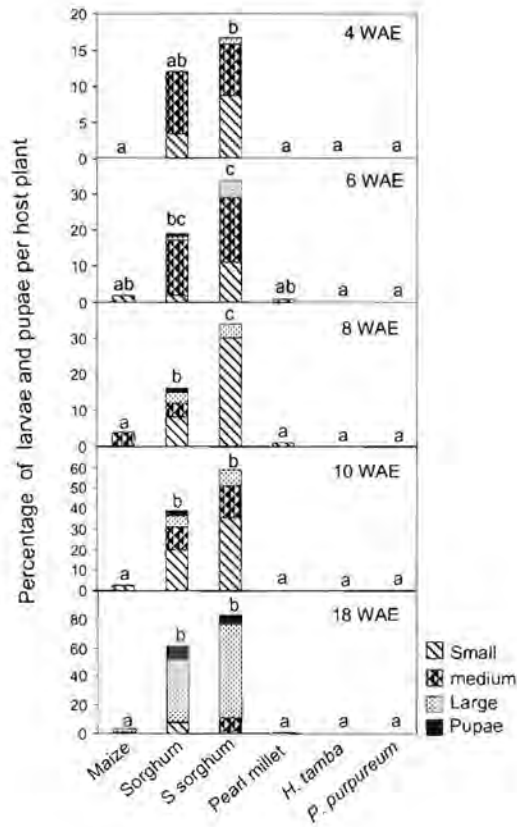


Fig. 5. Percentage of *Chilo partellus* larvae and pupae numbers and, sizes of larvae on different host plants during the 2000/2001 growing season at Potchefstroom. Bars not accompanied by the same letter within sampling dates differ significantly ($P < 0.05$). WAE = Weeks after emergence.

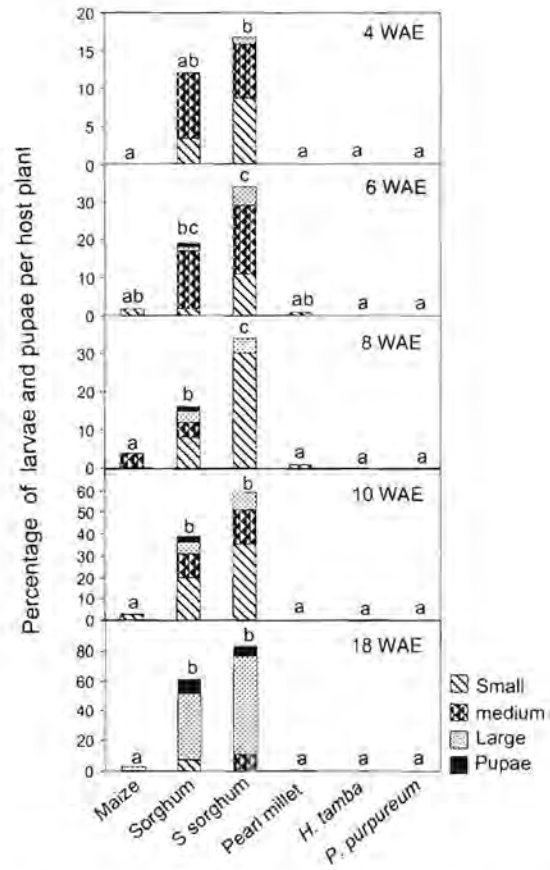


Fig. 6. Percentage of *Busseola fusca* larvae and pupae, and sizes of larvae on different host plants during the 2000/2001 growing season at Potchefstroom. Bars not accompanied by the same letter within sampling dates differ significantly ($P < 0.05$). WAE = Weeks after emergence.

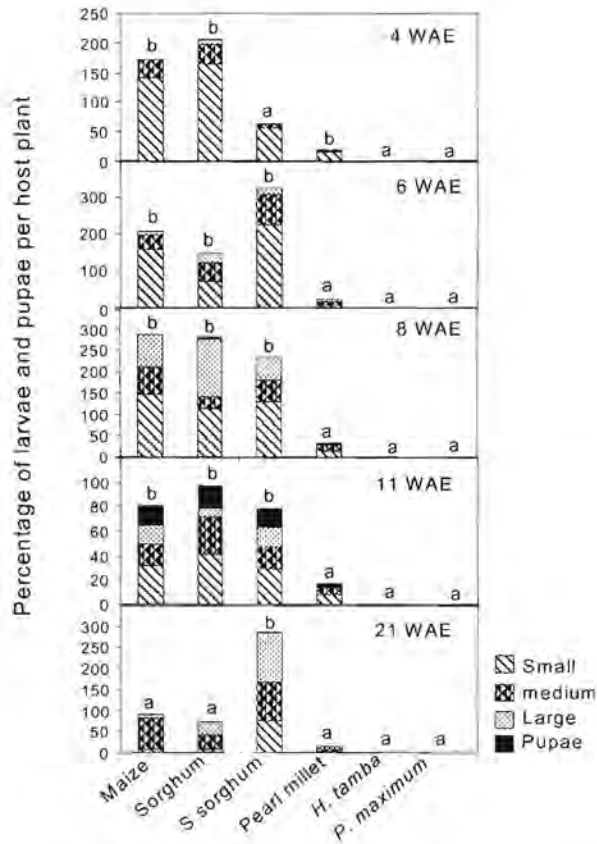


Fig. 7. Percentage of *Chilo partellus* larvae and pupae, and sizes of larvae on different host plants during the 1999/2000 growing season at Pietersburg. Bars not accompanied by the same letter within sampling dates differ significantly ($P < 0.05$). WAE = Weeks after emergence.

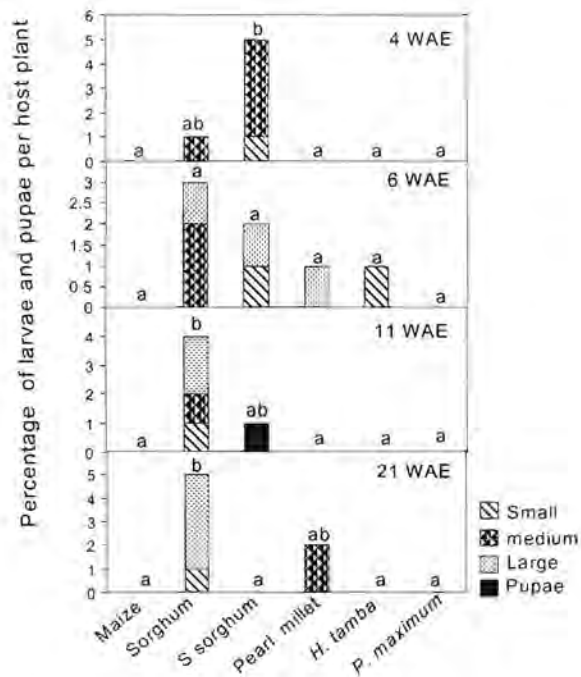


Fig. 8. Percentage of *Busseola fusca* larvae and pupae, and sizes of larvae on different host plants during the 1999/2000 growing season at Pietersburg. Infestation was not observed 8 WAE. Bars not accompanied by the same letter within sampling dates differ significantly ($P < 0.05$). WAE = Weeks after emergence.

CHAPTER 4

Oviposition preferences of *Chilo partellus* (Swinhoe) (Lepidoptera: Crambidae) for cultivated and wild graminaceous host plants

ABSTRACT

Chilo partellus (Swinhoe) (Lepidoptera: Crambidae) is known to oviposit on graminaceous crops as well as some wild graminaceous host plants. Oviposition preference of *C. partellus* moths for cultivated and wild host plants was evaluated in two-choice and multiple-choice tests under laboratory conditions. To predict the oviposition response of *C. partellus* moths on a single host plant, no-choice tests were conducted. All tests were done under cage conditions. The host plants were the wild grasses Blue thatching grass *Hyparrhenia tamba* (Steud.) and Napier grass *Pennisetum purpureum* Schumach., while crop hosts were maize (*Zea mays* L.), sorghum (*Sorghum bicolor* (L.) Moench), sweet sorghum (*Sorghum bicolor* (L.) Moench), and pearl millet (*Pennisetum glaucum* (L.) R. Br.). The mean number of eggs per plant, mean number of egg batches and mean number of eggs per batch differed significantly between host plants in multiple-choice tests. In no-choice tests only mean number of egg batches per plant were found not to differ significantly. In two choice-tests, significant differences were observed in mean number of eggs and mean egg batches per plant between maize and *H. tamba*, as well as maize and *P. purpureum* combinations. Significant differences were also observed in mean number of eggs per plant and mean number of egg batches per plant between *H. tamba* and sorghum, and *H. tamba* and sweet sorghum combinations. More eggs, egg batches and eggs per batch were recorded on *H. tamba* and *P. purpureum* than on maize and sorghum. The results indicate that the wild grasses, *H. tamba* and *P. purpureum*, were highly attractive for oviposition and that these grasses could possibly be used as trap crops in a habitat management system for *C. partellus*. Pearl millet was also highly preferred for oviposition by *C. partellus* moths.

Key words: *Chilo partellus*, wild grasses, *Pennisetum purpureum*, maize, habitat management.

INTRODUCTION

The exotic stem borer, *Chilo partellus* (Swinhoe) (Lepidoptera: Crambidae) is a serious pest of maize and sorghum in South Africa. To develop a sound management system for *C. partellus*, its interaction with alternative host plants must be investigated. These alternative hosts could potentially be used as trap crops for *C. partellus* in pest management systems.

In the Limpopo Province of South Africa, maize (*Zea mays* L.) and sorghum (*Sorghum bicolor* (L.) Moench) which are widely grown by resource-poor farmers, are attacked by lepidopterous stem borers such as *Busseola fusca* Fuller (Lepidoptera: Noctuidae) and *C. partellus*. Oviposition by *C. partellus* moths has been extensively studied on sorghum (Singh & Rana 1984; Saxena 1987; Alghali 1988, Van den Berg & van der Westhuizen 1997) and maize (Ampofo 1985; Kumar 1988, 1992a,b, 1993, 1997; Kumar *et al.* 1993). Pearl millet (*Pennisetum glaucum* (L.) R. Br.) was also recorded as host for *C. partellus* (Ingram 1958; Sithole 1990), while sweet sorghum (*Sorghum bicolor* (L.) Moench) appeared to be a promising trap crop for *B. fusca* (Wahl 1926; Rebe *et al.* 1999) and *C. partellus* (Rebe *et al.* 2001). In addition to these cultivated crops, several wild host plants have been reported (and documented in this study, Chapter 2) to be attacked by stem borers (Wahl 1926; Ingram 1958; Sithole 1990; Khan *et al.* 1997; Polaszek & Khan 1998).

Previous studies have shown that some wild grasses are highly preferred by stem borers over cultivated host plants such as maize and sorghum (Van Rensburg & Van den Berg 1990; Khan *et al.* 1997; Khan *et al.* 2000). The oviposition response of *B. fusca* moths to graminaceous fodder crops, maize and sorghum was evaluated under laboratory conditions by Van Rensburg & Van den Berg (1990). They found that fodder crops such as fodder sorghum and pearl millet were highly preferred for oviposition compared to maize and grain sorghum. However, little information is available on the preference of *C. partellus* for wild grasses in South Africa.

The objective of this study was thus to determine the oviposition response and preference of *C. partellus* moths to cultivated and wild graminaceous host plants under laboratory conditions. Results of this study could help in identifying a suitable trap crop for the control of *C. partellus* in maize and sorghum fields.

MATERIAL AND METHODS

Oviposition response of *C. partellus* was evaluated by allowing the moths to oviposit on a single host plant while in preference tests moths were given a choice to oviposit on two or more host plants. The oviposition response of moths was determined using no-choice tests, while oviposition preference of this species were evaluated in two-choice and multiple-choice experiments.

No-choice test

The host plants used in bioassays were maize (Cultivar CRN3414), sorghum (SNK3860), sweet sorghum (SA4479), pearl millet (Okashana-1), *Hyparrhenia tamba* (Steud.) (Blue thatching grass) and *Pennisetum purpureum* Schumach. (Napier grass).

Five plants per pot of each of these varieties and species were grown in 2 litre (L) pots. As a result of differences in the growth rate of the different host plants, planting dates were manipulated to provide moths with plants of each host plant species that were approximately the same size and height during the experiment (Van Rensburg & Van den Berg 1990). *Hyparrhenia tamba* and *P. purpureum* were planted first and allowed to establish in pots. Pearl millet, sweet sorghum and sorghum were planted six weeks later, followed by maize ten days thereafter. Three weeks after emergence cultivated host plants were thinned to one plant per pot.

Six different host plant species were transferred to the laboratory when they reached a height of 30 cm. Each pot of each host plant species was placed singly in a wire mesh cage (45 cm x 52 cm x 82 cm). The cages were placed on the floor and their positions were completely randomised (Fig. 1).

Five pairs of one day old female and male *C. partellus* moths were released in each cage and the female moths were allowed to oviposit for 48 hours. Plants were then removed from cages and the number of eggs laid on each host plant recorded. The experiment was repeated six times in a period of 12 days.

Two-choice test

This experiment was also conducted in the laboratory in similar cages as the no-choice test. However, in this case each cultivated host plant (maize, sorghum, sweet sorghum and pearl millet) was paired with each wild host plant (*P. purpureum* or *H. tamba*).

The following combinations of plants were used: maize vs. *P. purpureum*, maize vs. *H. tamba*; pearl millet vs. *P. purpureum*, pearl millet vs. *H. tamba*; sorghum vs. *P. purpureum*, sorghum vs. *H. tamba*; sweet sorghum vs. *P. purpureum* and sweet sorghum vs. *H. tamba*.

For each combination of host plants the positions of the cages were completely randomised (Fig. 1). Ten pairs of one day old female and male *C. partellus* moths were released in each cage, which contained one cultivated and one wild host plant located at opposite ends of the cage. Plants were removed and checked for egg batches two days after release of the moths. The total number of eggs were recorded on each host plant. For each combination of host plants the experiment was replicated six times.

Multiple-choice test

A multiple-choice test for ovipositional preference was also conducted under similar conditions to the no-choice and two-choice tests. Six pots, each with a different host plant species, were transferred to one cage (80 cm x 70 cm x 110 cm) (Fig. 2). The plants were placed in a circular arrangement equal distances apart. Fifteen pairs of one day old female and male *C. partellus* moths were released in the centre of each cage and the female moths were allowed to oviposit on host plants. To eliminate positional bias by the moths the host plants were rearranged inside the cages in each replicate. The number of eggs on each host plant was counted 48 hours after moths were released. The experiment was replicated six times.

In no-choice and two-choice tests significant differences between the mean number of eggs, mean number of egg batches per plant and mean number of eggs per batch found on different host plants were determined with analysis of variance and t-tests respectively. Oviposition preference data from the multiple-choice test was $\log(X+1)$ transformed before analysis.

RESULTS

No-choice test

Significant differences in mean number of eggs per plant between host plants were observed ($F = 2.75$, d.f. = 30, $P = 0.0369$). In no-choice tests, the greatest number of *C. partellus* eggs per plant was observed on the wild grass, *H. tamba* (Table 1). The number of eggs laid on *H. tamba* was significantly higher than those laid on maize, sweet sorghum or sorghum, but not significantly greater than those laid on *P. purpureum* and pearl millet. Although no significant differences in the mean number of egg batches per plant ($F = 1.09$, d.f. = 30, $P = 0.3855$) were observed, differences in the mean number of eggs per batch were significant ($F = 3.582$, d.f. = 30, $P = 0.0117$) (Table 1).

Two-choice tests

No significant differences were observed in mean number of eggs per plant ($F = 0.49$, d.f. = 10, $P = 0.5084$) and mean number of egg batches per plant ($F = 0.26$, d.f. = 10, $P = 0.6246$) when pearl millet was paired with *H. tamba* or *P. purpureum* (Table 2). Similar results were observed with sorghum and sweet sorghum when paired with *P. purpureum* (Table 2). Maize had significantly lower mean number of eggs per plant and lower mean number of egg batches per plant than *H. tamba* (eggs: $F = 11.58$, d.f. = 10, $P = 0.0067$; batches: $F = 1.10$, d.f. = 10, $P = 0.007$) or *P. purpureum* (eggs: $F = 13.81$, d.f. = 10, $P = 0.0040$; batches: $F = 7.56$, d.f. = 10, $P = 0.0205$). Sorghum also had significantly lower numbers of eggs per plant ($F = 11.94$, d.f. = 10, $P = 0.0062$) and lower mean egg batches per plant ($F = 9.76$, d.f. = 10, $P = 0.0108$) than that recorded for *H. tamba*. Similar results were found for sweet sorghum. The numbers of eggs per batch were not significantly different between sorghum ($F = 0.21$, d.f. = 10, $P = 0.6639$) or sweet sorghum ($F = 1.58$, d.f. = 10, $P = 0.237$) and *H. tamba*.

Multiple-choice test

Significant differences in number of eggs ($F = 6.50$, d.f. = 30, $P = 0.0003$), number of eggs per batch ($F = 3.76$, d.f. = 30, $P = 0.0092$) and number of batches per plant ($F = 5.52$, d.f. = 30, $P = 0.0010$) were found among host plants. The greatest proportion of eggs was laid on *H. tamba* (Table 3). However, the numbers were not significantly

higher than those of eggs laid on *P. purpureum*, pearl millet and sweet sorghum (Table 3). *Hyparrhenia tamba* and *P. purpureum* had significantly more eggs compared to eggs on maize and sorghum (Table 3). The fewest eggs per plant of all host plants was observed on maize and sorghum. *Hyparrhenia tamba* and *P. purpureum* had significantly more egg batches per plant and eggs per batch than both maize or sorghum (Table 3).

DISCUSSION

Although *C. partellus* moths were not provided with choice of host plants in no-choice tests, the results were similar to those obtained in the multiple-choice test. The most eggs laid on the wild grass *H. tamba* indicated acceptance and high suitability of this grass for oviposition by *C. partellus*. In addition to other *Hyparrhenia* species in Kenya (Khan *et al.* 1997; Polaszek & Khan 1998), *H. tamba* seems to be an important host plant for *C. partellus*. The selection of an oviposition site seems to be a critical stage in the choice of a host plant (Khan 1997). Since oviposition preference is influenced by attractiveness of a plant (Khan 1997) it can be reasoned that the differences in egg numbers in two-choice and multiple-choice tests were due to contact perceivable characters such as surface waxes and the presence of trichomes (Ampofo 1985; Kumar 1997). Leaf surface waxes may contribute significantly to host specificity in which the presence of certain compounds on the leaf may elicit oviposition (Bernays & Chapman 1994). *Hyparrhenia tamba* which was highly preferred to *P. purpureum* for oviposition in no-choice and multiple-choice tests is devoid of trichomes. Trichomes are known to prevent some insect species from ovipositing on plants (Bernays & Chapman 1994). In contrast corn earworm, *Helicoverpa zea* (Boddie) (Lepidoptera: Noctuidae) lays more eggs on hairy surfaces simply because the female is able to hold on to the hairs during oviposition (Bernays & Chapman 1994). Kumar (1992b) observed significantly higher oviposition by *C. partellus* on the hairless leaf side of the maize cultivar ICZ-T than on the side with trichomes. Roome *et al.* (1977) reported that selection of smooth surfaces for oviposition by *C. partellus* might play an important role in preventing desiccation and dislodging of the eggs.

Hyparrhenia tamba has thin stems that can have a negative effect on the survival of *C. partellus* larvae. For example, stalk borer larvae of *Papaipema nebris* (Guenée)

(Lepidoptera: Noctuidae) have been observed moving from small stemmed grasses to thick stemmed suitable host plants such as maize (Lasack & Pedigo 1986). *Pennisetum purpureum*, which was also highly preferred for oviposition by *B. fusca* and *C. partellus* moths does not promote larval survival (Van Rensburg & Van den Berg 1990, Khan *et al.* 2000). These results support findings by Roome *et al.* (1977) which show choice of oviposition site seems to favour egg survival rather than to promote larval survival indicating that larvae are able to disperse to more suitable feeding sites. Larval dispersal is an adaptive behaviour in which young larvae spin a silk thread and used it to migrate, get dispersed by wind (Van Hamburg 1980) and thereby transfer to adjacent plants (Chapman *et al.* 1983, Ampofo 1986, Berger 1989, Pats and Ekbohm 1992).

Since more egg batches and eggs per batch were recorded on *H. tamba* and *P. purpureum* than on other host plants results reaffirm the attractiveness of these host plants for oviposition by *C. partellus*. In multiple-choice tests the high number of eggs per batch was recorded on *H. tamba* than on *P. purpureum*. Large egg clusters are likely to be drought resistant, while small clusters may lose water faster because water loss is dependent on the relationship between the surface area and the size of the egg batch (Berger 1989). It can be predicted that as a result of limited food resources for neonate larvae in highly preferred, thin stemmed grasses, mortality of larvae emerging from large clusters on these grasses is likely to be higher. This could possibly result in a reduction in the number of larvae migrating to nearby crops such as maize.

While no-choice and multiple-choice tests provided a general indication of moth's preference for grasses and cultivated host plants, preference for *P. purpureum* and *H. tamba* as suitable host plants for oviposition was confirmed in a two-choice test. Host plant preference studies conducted in the laboratory showed that *P. purpureum* was as favourable as maize for oviposition by *B. fusca* moths (Van Rensburg & Van den Berg 1990). Similar results in which *P. purpureum* was highly preferred over maize for oviposition by stem borers such as *B. fusca* and *C. partellus* have been obtained under field conditions (Khan *et al.* 2000, Ndemah *et al.* 2000). However, since *H. tamba* and *P. purpureum* were highly preferred for oviposition compared to maize, sorghum and sweet sorghum in two-choice tests, the results can be of particular importance in predicting the performance of *C. partellus* moths under field conditions. In the field in which wild grasses are grown as trap crops for stem borers

around maize fields it can be predicted that frequency of oviposition of *C. partellus* moths will be higher on grasses than on the cultivated crops. Surprisingly *H. tamba* seem to be the most preferred grass for oviposition compared with all other host plants. These results encourage further studies on the use of *H. tamba* as a trap crop.

The pronounced preference of *C. partellus* moths for *P. purpureum* compared to maize confirm results of previous studies (Khan *et al.* 1997, Khan *et al.* 2000) that this grass can be used as a trap crop for stem borers. The role of *P. purpureum* in stem borer invasion of maize fields (Ndemah *et al.* 2000) and its role as trap crop for stem borers has been investigated (Khan *et al.* 1997; Ndemah *et al.* 2000). While Khan *et al.* (1997) indicated *P. purpureum* to be effective as a trap crop for *B. fusca* and *C. partellus* under field conditions in East Africa, Ndemah *et al.* (2000) discovered that *B. fusca* infestation of maize increased when *P. purpureum* was planted as a trap crop suggesting that this grass species was less suitable for use as a trap crop for *B. fusca*.

Pearl millet also attracted considerably more oviposition by *C. partellus* than any of the cultivated host plants. Pearl millet and *P. purpureum* are congeneric, which may explain the high preference of *C. partellus* for pearl millet.

The general preference of grasses for oviposition observed in this study is the first step towards developing a habitat management strategy for small scale farmers. It is therefore interesting to know whether the first instar larvae that hatch from the eggs would prefer to feed on the host.

REFERENCES

- ALGHALI, A.M. 1988. Oviposition on sorghum by the stem borer, *Chilo partellus* (Swinhoe) (Lepidoptera: Pyralidae). *Journal of Plant Protection in the Tropics* **5**: 45-50.
- AMPOFO, J.K.O. 1985. *Chilo partellus* (Swinhoe) oviposition on susceptible and resistant maize genotypes. *Insect Science and its Application* **6**: 323-330.
- AMPOFO, J.K.O. 1986. Effect of resistant maize cultivars on larval dispersal and establishment of *Chilo partellus* (Lepidoptera: Pyralidae). *Insect Science and its Application* **7**: 103-106.
- BERGER, A. 1989. Egg weight, batch size and fecundity of the spotted stalk borer, *Chilo partellus* in relation to weight of females and time of oviposition. *Entomologia Experimentalis et Applicata* **50**: 199-207.
- BERNAYS, E.A. & CHAPMAN, R.F. 1994. *Host Plant Selection by Phytophagous Insects*. Chapman & Hall, New York.
- CHAPMAN, R.F., WOODHEAD, S. & BERNAYS, E.A. 1983. Survival and dispersal of young larvae of *Chilo partellus* (Swinhoe) (Lepidoptera: Pyralidae) in two cultivars of sorghum. *Bulletin of Entomological Research* **73**: 65-74.
- INGRAM, W.R. 1958. The lepidopterous stalk borers associated with gramineae in Uganda. *Bulletin of Entomological Research* **68**: 471-488.
- KHAN, Z.R. 1997. A review of entomological techniques and methods used to determine mechanisms and bases of stem borer resistance in maize. In: Mihm, J.A. (Eds) *Insect resistant maize: Recent advances and utilization. Proceedings of an International Symposium held at the International Maize and Wheat Improvement Centre (CIMMYT). 27 November - 03 December 1994, CIMMYT, Mexico.*
- KHAN, Z.R., PICKET, J.A., VAN DEN BERG, J., WADHAMS, L.J. & WOODCOCK, C.M. 2000. Exploiting chemical ecology and species diversity: stem borer and striga control for maize and sorghum in Africa. *Pest Management Science* **56**: 957-962.
- KUMAR, H. 1992a. Oviposition, larval arrest and establishment of *Chilo partellus* (Lepidoptera: Pyralidae) on maize genotypes. *Bulletin of Entomological Research* **82**: 355-360.

- KUMAR, H. 1992b. Inhibition of ovipositional responses of *Chilo partellus* (Lepidoptera: Pyralidae) by the trichomes on the lower leaf surface of a maize cultivar. *Journal of Economic Entomology* **85**: 1736-1739.
- KUMAR, H. 1988. Oviposition and larval behaviour of stalk-borer (*Chilo partellus*) on susceptible and resistant varieties of maize (*Zea mays*). *Indian Journal of Agricultural Sciences* **58**: 918-921.
- KUMAR, H. 1993. Response of *Chilo partellus* (Lepidoptera: Pyralidae) and *Busseola fusca* (Lepidoptera: Noctuidae) to hybrids of a resistant and susceptible maize. *Journal of Economic Entomology* **86**: 962-968.
- KUMAR, H. 1997. Resistance in maize to *Chilo partellus* (Swinhoe) (Lepidoptera: Pyralidae): an overview. *Crop Protection* **16**: 243-250.
- KUMAR, H., NYANGIRI, E.M.O. & ASINO, G.O. 1993. Colonization responses and damage by *Chilo partellus* (Lepidoptera: Pyralidae) to four variably resistant cultivars of maize. *Journal of Economic Entomology* **86**: 739-746.
- LASACK, P.M. & PEDIGO, L.P. 1986. Movement of stalk borer larvae (Lepidoptera: Noctuidae) from non-crop areas into corn. *Journal of Economic Entomology* **79**: 1697-1702.
- NDEMAH, R., SCHULTHESS, F., POEHLING, M. & BORGEMEISTER, C. 2000. Species composition and seasonal dynamics of lepidopterous stem borers on maize and elephant grass, *Pennisetum purpureum* (Moench) (Poaceae), at two forest margin sites in Cameroon. *African Entomology* **8**: 265-272.
- PÄTTS, P. & EKBOM, B. 1992. Infestation and dispersal of early instars of *Chilo partellus* (Swinhoe) (Lepidoptera: Pyralidae) at different densities. *Environmental Entomology* **21**: 1110-1113.
- POLASZEK, A. & KHAN, Z.R. 1998. Host plants. In: POLASZEK, A. (Ed.) *African Cereal Stem Borers: Economic Importance, Taxonomy, Natural Enemies and Control*. 3-10. CAB International, Entomology Department, The Natural History Museum, London.
- REBE, M, DONALDSON, G. & VAN DEN BERG, J. 2001. Resistance of local sweet sorghum varieties (*Sorghum bicolor* L. Moench) to the maize stalk borer, *Busseola fusca* Fuller (Lepidoptera: Noctuidae). In: VAN RENSBURG, J. & VAN DEN BERG, J. (Eds) *Proceedings of the Twelfth Entomological congress of the Entomological Society of Southern Africa*, 12-15 July 1999, p 99.

- REBE, M, DONALDSON, G. & VAN DEN BERG, J. 2001. Resistance of local sweet sorghum (*Sorghum bicolor*) varieties to the spotted stalk borer, *Chilo partellus* (Lepidoptera: Crambidae). In: OLCKERS, T & BROTHERS, D.J. (Eds) *Proceedings of the Thirteenth Entomological congress of the Entomological Society of Southern Africa, 2-5 July 2001*, p 102.
- ROOME, R.E., CHADHA, G.K. & PADGHAM, D. 1977. Choice of oviposition site by *Chilo*, the sorghum stem borer. Centre for Overseas Pest Research, College House, Wrights Lane, London.
- SAXENA, K.N. 1987. Ovipositional responses of the stem borer *Chilo partellus* (Swinhoe) to certain sorghum cultivars in relation to their resistance or susceptibility. In: Labeyrie, V., Fabres, G. & Lachaise, D. (Eds) *Insects – plants* 313-318. Junk Publishers, Dordrecht, The Netherlands.
- SINGH, B.U. & RANA, B.S. 1984. Influence of varietal resistance on oviposition and larval development of stalk-borer *Chilo partellus* Swin., and its relationship to field resistance in sorghum. *Insect Science and its Application* **5**: 287-296.
- SITHOLE, Z.S. 1990. Status and control of the stem borer, *Chilo partellus* (Swinhoe) (Lepidoptera: Pyralidae) in Southern Africa. *Insect Science and its Application* **11**: 481-488.
- VAN DEN BERG J. & VAN DER WESTHUIZEN, M.C. 1997. *Chilo partellus* (Lepidoptera: Pyralidae) moth and larval response to levels of antixenosis and antibiosis in sorghum inbred lines under laboratory conditions. *Bulletin of Entomological Research* **87**: 541-545.
- VAN HAMBURG, H. 1980. The grain sorghum stalk borer, *Chilo partellus* (Swinhoe) (Lepidoptera: Pyralidae): survival and location of larvae at different infestation levels in plants of different ages. *Journal of Entomological Society of Southern Africa*. Vol **43**: 71-76.
- VAN RENSBURG, J.B.J. & VAN DEN BERG, J. 1990. Host plant preference by the maize stalk borer, *Busseola fusca* (Fuller) (Lepidoptera: Noctuidae). *South African Journal of Plant and Soil* **7**: 117-120.
- WAHL, R.O. 1926. The maize stalk-borer. Farming in South Africa. Potchefstroom.

Table 1. Ovipositional response of *Chilo partellus* to various host plants species in no-choice test (\pm S.D.). n = 5 pairs of moths per plant per host plant.

Host plant	Mean number of eggs/plant	Mean number of egg batches/plant	Mean number of eggs/batch
Sorghum	114.83 \pm 149.19a	10.00 \pm 13.78a	9.98 \pm 7.66a
Sweet sorghum	166.67 \pm 62.70ab	7.67 \pm 5.99a	30.90 \pm 16.65b
Maize	168.17 \pm 156.90ab	9.67 \pm 8.24a	19.11 \pm 11.77ab
Pearl millet	245.83 \pm 184.13abc	10.17 \pm 8.26a	29.68 \pm 22.17b
<i>Pennisetum purpureum</i>	342.33 \pm 257.13bc	14.00 \pm 12.88a	25.86 \pm 12.78ab
<i>Hyparrhenia tamba</i>	413.17 \pm 154.22c	17.17 \pm 9.99a	23.00 \pm 5.96ab

Means within columns followed by different letters are significantly different ($P < 0.05$).

Table 2. Ovipositional response of *Chilo partellus* to various host plant species in two-choice test (\pm S.D.). n = 10 pairs of moths for each two choice test.

Host plant combinations	Mean number of eggs/plant	Mean number of egg batches/plant	Mean number of eggs/batch
Pearl millet <i>Hyparrhenia tamba</i>	429.17 \pm 372.01a	16.50 \pm 18.60a	30.98 \pm 18.60a
Pearl millet <i>Pennisetum purpureum</i>	375.00 \pm 286.51a	11.50 \pm 6.47a	31.18 \pm 6.87a
	232.83 \pm 154.34a	9.33 \pm 5.65a	23.94 \pm 5.03a
Sorghum <i>Hyparrhenia tamba</i>	84.33 \pm 68.27a	4.50 \pm 3.67a	20.81 \pm 23.79a
	362.17 \pm 184.71b	14.00 \pm 6.48b	25.41 \pm 4.06a
Sorghum <i>Pennisetum purpureum</i>	50.50 \pm 46.75a	2.67 \pm 2.73a	17.19 \pm 13.30a
	228.33 \pm 312.63a	7.67 \pm 8.94a	24.67 \pm 12.52a
Maize <i>Hyparrhenia tamba</i>	44.67 \pm 35.72a	2.67 \pm 1.21a	16.24 \pm 7.07a
	300.33 \pm 180.57b	15.33 \pm 9.09b	20.90 \pm 8.23a
Maize <i>Pennisetum purpureum</i>	28.83 \pm 37.20a	1.50 \pm 1.97a	11.67 \pm 17.47a
	206.17 \pm 110.79b	1.67 \pm 5.13b	33.33 \pm 19.66a
Sweet sorghum <i>Hyparrhenia tamba</i>	50.67 \pm 46.54a	2.67 \pm 2.43a	17.27 \pm 12.91a
	253.00 \pm 138.11b	10.83 \pm 6.77b	53.93 \pm 70.25a
Sweet sorghum <i>Pennisetum purpureum</i>	71.67 \pm 123.79a	2.17 \pm 3.06a	13.46 \pm 24.16a
	151.00 \pm 95.21a	7.17 \pm 3.19a	19.62 \pm 6.28a

Means within columns (for each combination of two host plants) followed by a different letter are significantly different ($P < 0.05$).

Table 3. Ovipositional response of *Chilo partellus* to various host plants species in multiple-choice test (\pm S.D.). n = 15 pairs of moths per six different plants of each host plant.

Host plant	Mean number of eggs/plant	Mean number of egg batches/plant	Mean number of eggs/batch
Maize	22.83 \pm 34.17a	1.67 \pm 1.86a	7.22 \pm 7.38a
Sorghum	31.17 \pm 29.07ab	1.33 \pm 1.21a	19.42 \pm 21.14ab
Sweet sorghum	64.00 \pm 52.14bc	2.50 \pm 1.87ab	26.75 \pm 15.83bc
<i>Pennisetum purpureum</i>	79.50 \pm 53.05c	2.83 \pm 1.60ab	27.91 \pm 13.73bc
Pearl millet	130.17 \pm 54.01c	5.00 \pm 2.76bc	40.69 \pm 40.26c
<i>Hyparrhenia tamba</i>	242.33 \pm 155.45c	8.50 \pm 5.68c	29.37 \pm 6.09c

Means within columns followed by different letters are significantly different ($P < 0.05$).



Fig. 1. Cages in which no-choice and two-choice oviposition preference tests were done.



Fig. 2. A cage in which multiple-choice oviposition preference tests were done.

CHAPTER 5

Preference of *Chilo partellus* (Swinhoe) (Lepidoptera: Crambidae) larvae for cultivated and wild graminaceous host plants

ABSTRACT

Freshly eclosed *Chilo partellus* (Swinhoe) (Lepidoptera: Crambidae) larvae must choose whether to feed on the plant on which oviposition occurred or not. Host plant preference of *C. partellus* first instar larvae for cultivated and wild host plants was evaluated in two-choice and multiple-choice tests under laboratory conditions. Larval response on leaf discs of each host plant was also determined under no-choice conditions. The host plants were *Hyparrhenia tamba* (Steud.) (Blue thatching grass), *Pennisetum purpureum* Schumach. (Napier grass), maize (*Zea mays* L.), sorghum (*Sorghum bicolor* (L.) Moench), sweet sorghum (*Sorghum bicolor* (L.) Moench) and pearl millet (*Pennisetum glaucum* (L.) R. Br.). Under no-choice conditions, significant differences were observed in number of larvae on leaf discs among host plants. The greatest number of larvae were recorded on sorghum and *P. purpureum*. *H. tamba* had the lowest number of larvae. Larval behavioural response did not differ between no-choice tests for *H. tamba* when compared to other host plants. These results indicate poor acceptance of this grass by *C. partellus* larvae. While insect behavioural response seemed to vary between choice-tests in other combinations of host plants, that was not the case for *P. purpureum* when compared to maize. Larvae were biased towards maize, one, four and 24 hours after infestation. Knowledge of insect behavioural response triggered by these grasses is important in the control of first instar larvae under field conditions. Therefore, non suitable grasses such as *P. purpureum* can play an important role in reducing establishment of first instar larvae in adjacent crop plants such as maize in a habitat management system.

Keywords: *Chilo partellus*, larval preference, *Pennisetum purpureum*, maize, habitat management.

INTRODUCTION

Upon hatching of eggs, laid by *Chilo partellus* (Swinhoe) (Lepidoptera: Crambidae) moths on the substrate of their choice, emerging larvae must choose whether to accept the plant or not (Khan 1997; Kumar 1997; Van den Berg & Van der Westhuisen 1997). When the larvae have oriented towards a suitable host plant it would remain settled and feed (Khan 1997). However, antixenosis which denotes the presence of chemical and/or morphological factors may influence larval orientation, settling and feeding response (Khan 1997).

Choice tests are often used to measure orientation and settling response which involves the process of selection of a suitable site in which the larvae have an option of whether to accept the plant or not (Smith *et al.* 1994; Khan 1997). Although no-choice tests have been used to determine the levels of larval antibiosis in maize hybrids (Davis *et al.* 1989), fodder grasses (Wiseman *et al.* 1982) and the extent of damage or amount of food ingested (Khan *et al.* 1997), it can also be used to determine settling response of larvae on host plants (Smith *et al.* 1994). The use of no-choice test in combination with choice tests can be of importance in confirming the presence of resistance in a wide variety of plants (Smith *et al.* 1994).

Antixenosis mechanism of resistance in plants inhibits feeding by *C. partellus* larvae on the host plant (Kumar 1997). Reduction in feeding by first instar larvae of *C. partellus* on resistant sorghum (*Sorghum bicolor* (L.) Moench) cultivars was ascribed to high concentration of Hydrogen cyanide (HCN) in the plants (Woodhead *et al.* 1980). This behavioural response could be used as a tool for the control of stem borers in pest management.

The objectives of the study were 1) to determine *C. partellus* larval response to leaf discs of single cultivated and wild host plant (no-choice test), 2) to determine preference of larvae for leaf discs of two different host plants, a cultivated and wild host plant (two-choice test), and 3) to determine the preference of larvae for leaf discs of more than two host plants, cultivated and wild host plants (multiple-choice test).

MATERIAL AND METHODS

No-choice test

Larval response to host plants was determined in the laboratory using a no-choice test. For this test the petri-dishes (9 cm diameter) were lined with 0.5 cm agar. Leaf discs (1.2 cm diameter) were obtained from whorls leaves of the following host plants: sorghum (*Sorghum bicolor* (L.) Moench) (Cultivar SNK3860), maize (*Zea mays* L.) (CRN3414), sweet sorghum (*Sorghum bicolor* (L.) Moench) (SA4479), pearl millet (*Pennisetum glaucum* (L.) R. Br.) (Okashana-1), (Blue thatching grass) (*Hyparrhenia tamba*) (Steud.) and Napier grass (*Pennisetum purpureum*) Schumach. Each leaf disc, for each host plant was placed in the centre of a petri-dish (Fig. 1). For each host plant, the experiment was repeated six times with eight replicates each time. Immediately after hatching from eggs, ten neonate larvae were placed on the leaf disc of each host plant in the prepared petri-dishes using a camel hair brush. Thereafter, the dishes were sealed with transparent gladrap plastic to prevent the larvae from escaping. To ensure air circulation and prevent the build up of moisture inside petri-dishes, small holes were made in the plastic using a sharp pin. To prevent the possible influence of light on the movement of neonate larvae (positive phototaxis), petri-dishes were placed in the dark at a constant temperature (26°C).

Host plant preference was determined by counting the number of larvae on and below the leaf disc of each host plant at one, four and 24 hours after inoculation.

Two-choice test

The experiment was conducted under the same conditions as the no-choice test. The following combinations of plant species were evaluated: maize vs. *P. purpureum*, maize vs. *H. tamba*; pearl millet vs. *P. purpureum*, pearl millet vs. *H. tamba*; sorghum vs. *P. purpureum*, sorghum vs. *H. tamba*; sweet sorghum vs. *P. purpureum*, sweet sorghum vs. *H. tamba*. The experiment was repeated six times with eight replicates each time. Leaf discs of the two host plants were placed at opposite ends along the edge of a petri dish (9 cm diameter) (Fig. 2). The number of larvae on each leaf disc were recorded at one, four, and 24 hours after inoculation.

Multiple-choice test

The experiment was conducted under the same conditions as no-choice and two-choice tests using the same six host plants. One leaf disc was used for each host plant. Leaf discs of all species were placed at equal distances from each other along the edge of each petri dish (15 cm diameter) (Fig. 3). The experiment was repeated six times with six replications for each time.

Thirty neonate larvae were carefully placed in the centre of each petri-dish. The number of larvae on different leaf discs were recorded at intervals of one, four and 24 hours after inoculation.

Analysis of variance was used in no-choice and multiple-choice tests to determine if there were significant differences in mean number of larvae on leaf discs among host plants. In two-choice tests, t-tests were used to determine differences between mean number of larvae per plant.

RESULTS

No-choice test

Significant differences were observed in the number of larvae on leaf discs of the different host plants one ($F = 17.86$, d.f. = 42, $P = 0.0001$) and four hours ($F = 16.44$, d.f. = 42, $P = 0.0001$) (Table 1). More larvae were recorded on sorghum and *P. purpureum* than other host plants, although the differences were not significant. Similar numbers of larvae settled on sweet sorghum, maize and pearl millet. The number of larvae observed on *H. tamba* was significantly lower than larvae recovered on any other host plant.

Twenty four hours after infestation, significant differences ($F = 15.68$, d.f. = 42, $P = 0.0001$) were again observed between the number of larvae on cultivated and wild host plants. Significantly more larvae were recorded on sorghum, followed by *P. purpureum*, maize, pearl millet and sweet sorghum. Significantly fewer larvae were again recorded on *H. tamba* than on any other host plant.

Two-choice test

Significantly fewer larvae were recovered on leaf discs of *H. tamba* when compared to maize (one hour: $F = 10.92$, d.f. = 14, $P = 0.0052$; four hours: $F = 7.45$, d.f. = 14, P

= 0.0001 and 24 hours: $F = 50.42$, d.f. = 14, $P = 0.0001$) sorghum (one hour: $F = 5.21$, d.f. = 14, $P = 0.0386$; four hours: $F = 6.09$, d.f. = 14, $P = 0.0271$ and 24 hours: $F = 16.15$, d.f. = 14, $P = 0.0013$), sweet sorghum (one hour: $F = 58.65$, d.f. = 14, $P = 0.0001$; four hours: $F = 45.04$, d.f. = 14, $P = 0.0001$, 24 hours: $F = 17.99$, d.f. = 14, $P = 0.0001$) and pearl millet (one hour: $F = 6.25$, d.f. = 14, $P = 0.0254$ and four hours: $F = 5.11$, d.f. = 14, $P = 0.0402$) (Table 2). Number of larvae between *H. tamba* and pearl millet were not significantly different ($F = 1.69$, d.f. = 14, $P = 0.2146$) 24 hours after inoculation. No significant differences (one hour: $F = 0.078$, d.f. = 14, $P = 0.7845$; four hours: $F = 0.19$, d.f. = 14, $P = 0.6737$ and 24 hours: $F = 2.61$, d.f. = 14, $P = 0.1284$) were observed in larval settling on maize when compared to *P. purpureum*. Larval settling was significantly higher on *P. purpureum* than on Sweet sorghum only at 24 hours ($F = 6.07$, d.f. = 14, $P = 0.0273$) after inoculation. No significant differences (one hour: $F = 0.03$, d.f. = 14, $P = 0.8668$; four hours: $F = 0.01$, d.f. = 14, $P = 0.9258$ and 24 hours: $F = 0.27$, d.f. = 14, $P = 0.6147$) were observed in larval settling on pearl millet versus *P. purpureum* (Table 2).

Multiple-choice test

No significant differences were observed in number of larvae on leaf discs of hosts plants one ($F = 1.31$, d.f. = 30, $P = 0.2858$) and four hours ($F = 0.84$, d.f. = 30, $P = 0.5301$) after infestation (Table 3). Twenty four hours after inoculation, significant differences ($F = 2.89$, d.f. 30, $P = 0.0304$) in the number of larvae on leaf discs of hosts plants were observed. Although *H. tamba* and *P. purpureum* had fewest larvae, while maize and sorghum had most, followed by sweet sorghum and pearl millet the differences were not significant.

DISCUSSION

The results of no-choice tests in which higher numbers of larvae were observed on *P. purpureum* than on maize were in contrast with the results obtained in two and multiple-choice tests, where fewer larvae were observed on maize. A similar pattern was observed between *P. purpureum* and pearl millet. Possible differences in insect behavioral response between choice and no-choice tests were reported by Smith *et al.* (1994). The results of no-choice tests may possibly indicate that in the absence of suitable host plants first instar larvae are likely to settle on *P. purpureum* for a while.

Therefore, if larvae could stay longer than 24 hours on *P. purpureum* this could possibly bring an added advantage to insect pest management. *Chilo partellus* larvae that fed on *P. purpureum* did not survive (Khan *et al.* 1997; Khan *et al.* 2000). Furthermore, this grass exhibited hairs on the leaf which may interfere with larval feeding (Bernays & Chapman 1994). The higher number of larvae on leaf discs of maize than on *P. purpureum*, when provided with a choice, indicated high preference for maize under choice conditions.

Chapman *et al.* (1983) observed that most *C. partellus* first instar larvae climbed off a plant within the first 24 hours after hatching. Assuming that this would be the case under field conditions larval antixenosis on grasses such as *H. tamba* and *P. purpureum* is likely to result in high mortality of first instar larvae. The insect must first locate and remain on a plant before it can feed and become established (Berger 1993, 1994). Therefore, the period between eclosion of eggs and larval establishment of *C. partellus* larvae at the feeding site appear to be a critical stage in the colonization process (Ampofo 1986), since, at this stage, larvae depend only on limited energy resources (Berger 1993). During this period plant characteristics which slows down larval movement or cause larvae to leave the plant (Berger 1994), exposes them for longer periods to predators, dehydration and other harsh environmental conditions (Chapman *et al.* 1983). Under field conditions, high mortality of migrating first instars was observed by Van Hamburg (1980) and 90% larval mortality was reported (Van Hamburg & Hassell 1984). Ross and Ostlie (1990) reported mortality of migrating first instar larvae of European corn borer, *Ostrinia nubilalis* (Hübner) (Lepidoptera: Pyralidae) to be between 76% and 83%. The mortality was said to be occurring mainly within the first 48 hours after egg hatch (Ross and Ostlie 1990).

Under no-choice conditions high number of larvae climbed off the leaf discs of *H. tamba* than on other host plants. Lack of differences in insect behavioural response in no-choice and choice tests where *H. tamba* were compared to other host plants confirm poor acceptance of this grass by *C. partellus* larvae. Movement of newly hatched larvae from one site to another is reported to be influenced by larval density and host plant species (Berger 1992). Since only a small number of larvae were used, the possible competition factor between larvae from large egg batches which may have had an influence on the dispersal of larvae (Berger 1992) was excluded in this study. Therefore, the differences between the number of first instar larvae that remain

settled on leaf discs among host plants may be attributed to morphological and chemical characters at the feeding site. Since *H. tamba*, with smooth surfaces was less preferred by *C. partellus* larvae for feeding this could be ascribed to chemical compounds which inhibit feeding (Bernays & Chapman 1994). Berger (1994) reported that maxillary palpi or the sensilla styloconica of an insect could be able to help determine the complexity of chemical stimuli on the leaf surface, a factor which could aid in decision making by the larva. Leaf surface wax was shown to be important in establishment of neonate *C. partellus* larvae on sorghum however, on resistant plants neonate larvae spend more time walking and less time palpating eventually leaving without feeding (Bernays & Chapman 1994).

Chemical characteristics, an important factor in host plant selection, may affect the establishment of insects on a plant (Bernays & Chapman 1994). High concentrations of cyanide on sorghum deterred various grass-hoppers, first instar *C. partellus* larvae and the planthopper *Peregrinus maidis* (Ashm.) (Homoptera: Dephacidae) (Woodhead *et al.* 1980). Phenolic acid reduced feeding of all grass-hoppers and *P. maidis* (Woodhead *et al.* 1980). Choice tests done under laboratory conditions by Davis *et al.* (1989) revealed high preference by southwestern corn borer, *Diatraea grandiosella* Dyar (Lepidoptera: Pyralidae) and European corn borer, *O. nubilalis* for susceptible maize hybrids to resistant ones. Studies by Robinson *et al.* (1978) showed greater dispersal of first instar larvae *O. nubilalis*, from resistant maize lines than from susceptible lines. These differences were ascribed to high concentration of 4-benzoxazin-3 (4H)-one (DIMBOA) in resistant maize lines. Wiseman *et al.* (1982) evaluated preference of first instars of fall armyworm *Spodoptera frugiperda* (J.E. Smith) (Lepidoptera: Noctuidae) for excised leaf sections of centipedegrass *Eremochola ophiuroides* (Munro) Hack, Bermudagrass, *Cynodon dactylon* (L.) Pers and Carpetgrass *Axonopus affinis* Chase. These studies revealed that first instars of fall armyworm preferred carpetgrass or bermudagrass over the resistant centipedegrass. Field studies by Ampofo (1986) showed that first instar *C. partellus* larvae dispersed from resistant ICZ2-CM maize to a more susceptible cultivar, Inbred A. Significantly more larvae of fall armyworm, *S. frugiperda* crawled off the resistant maize Antigua 2D-118 to surrounding uninfested plants than susceptible Cacahuacintle X's (Wiseman *et al.* 1983). These results illustrate the ability of first instar larvae of *C. partellus* to determine differences in acceptability between suitable and non-suitable host plants. Female moths are known to lay their eggs on a suitable

host plant for larval development, however, females do not always select an appropriate host (Bernays & Chapman 1994). This could be the reason why newly hatched larvae may have to reject the plant on which the eggs were oviposited (Bernays & Chapman 1994). In chapter 3 leaf damage was low on the grasses compared to the cultivated crops and some first instar larvae might have left the grasses due to larval antixenosis at the feeding site. Since larval migration off a plant could be considered a mortality factor (Robinson *et al.* 1978), the practical implications of this behavior could have some added advantages for pest management in a habitat management system. It could be predicted that first instar larvae that either settle or climb off a trap crop grown around maize or sorghum fields would die without establishing on the main crop.

H. tamba was less preferred by first instar larvae compared to other host plants. Knowledge of insect behavioural response triggered by these grasses is important in the control of first instar larvae under field conditions. Therefore, non suitable grasses such as *P. purpureum* can play an important role in reducing larval establishment of first instar larvae in adjacent crop plants such as maize.

REFERENCES

- AMPOFO, J.K.O. 1986. Effect of resistant maize cultivars on larval dispersal and establishment of *Chilo partellus* (Lepidoptera: Pyralidae). *Insect Science and its Application* **7**: 103-106.
- BERGER, A. 1992. Larval movement of *Chilo partellus* (Lepidoptera: Pyralidae) within and between plants: timing density response and survival. *Bulletin of Entomological Research* **82**: 441-448.
- BERGER, A. 1993. Larval migration in the stem borer, *Chilo partellus* (Lepidoptera: Pyralidae). Ph.D. thesis, Swedish University of Agricultural Science, Uppsala.
- BERGER, A. 1994. Larval migration and pest management of the spotted stem borer *Chilo partellus* (Swinhoe) (Lepidoptera: Pyralidae). *International Journal of Pest Management* **40**: 6-12.
- BERNAYS, E.A. & CHAPMAN, R.F. 1994. *Host plant selection by phytophagous insects*. Chapman & Hall New York.
- CHAPMAN, R.F., WOODHEAD, S. & BERNAYS, E.A. 1983. Survival and dispersal of young larvae of *Chilo partellus* (Swinhoe) (Lepidoptera: Pyralidae). *Bulletin of Entomological research* **73**: 65-74.
- DAVIS, F.M., NG, S.S. & WILLIAMS, W.P. 1989. Mechanisms of resistance in Corn to leaf feeding by Southwestern Corn Borer and European Corn Borer (Lepidoptera: Pyralidae). *Journal of Economic Entomology* **82**: 919-922.
- KHAN, Z. R. 1997. A review of entomological techniques and methods used to determine mechanisms and bases of stem borer resistance in maize. In: MIHM, J.A. (Ed.) *Insect resistant maize: Recent advances and utilization. Proceedings of an International Symposium held at the International Maize and Wheat Improvement Centre (CIMMYT). 27 November-03 December 1994, CIMMYT, Mexico.*

- KHAN, Z.R., PICKETT, J.A., VAN DEN BERG, J., WADHAMS, L.J. & WOODCOCK, C.M. 2000. Exploiting chemical ecology and species diversity: stem borer and striga control for maize and sorghum in Africa. *Pest Management Science* **56**: 957-962.
- KUMAR, H. 1997. An overview of research on mechanisms of resistance in maize to spotted stem borer. In: MIHM, J.A. (Eds) Insect resistant maize: Recent advances and utilization. *Proceedings of an International Symposium held at the International Maize and Wheat Improvement Centre (CIMMYT)*. 27 November - 03 December 1994, CIMMYT, Mexico.
- ROBINSON, J.F., KLUN, J.A. & BRINDLEY, T.A. 1978. European corn borer: a non preference and its relationship to 1.4-benzoxazin-3-one concentration in dent corn tissue²⁷³. *Journal of Economic Entomology* **71**: 461-465.
- ROSS, S.E. & OSTLIE, K.R. 1990. Dispersal and survival of early instars of European corn borer (Lepidoptera: Pyralidae) in field corn. *Journal of Economic Entomology* **83**: 831-836.
- SMITH, C. M., KHAN, Z. R. & PATHAK, M. D. 1994. *Techniques for evaluating insect resistance in crop plants*. CRC Press, USA.
- VAN DEN BERG, J. & VAN DER WESTHUIZEN, M. C. 1997. *Chilo partellus* (Lepidoptera: Pyralidae) moth and larval response to levels of antixenosis and antibiosis in sorghum inbred lines under laboratory conditions. *Bulletin of Entomological Research* **87**: 541-545.
- VAN HAMBURG, H. & HASSELL, M.P. 1984. Density dependence and augmentative release of egg parasitoids against graminaceous stalk borers. *Ecological Entomology* **9**: 101-108.
- VAN HAMBURG, H. 1980. The grain sorghum stalk borer, *Chilo partellus* (Swinhoe) (Lepidoptera: Pyralidae): survival and location of larvae at different infestation levels in plants of different ages. *Journal of Entomological Society of Southern Africa* **43**: 71-76.
- WISEMAN, B. R., GUELDERER, R. C. & LYNCH, R. E. 1982. Resistance in common centipedegrass to the fall armyworm. *Journal of Economic Entomology* **75**: 245-247.

- WISEMAN, B.R., DAVIS, F.M. & WILLIAMS, W.P. 1983. Fall armyworm: larval density and movement as an indication of nonpreference in resistant corn. *Protection Ecology* **5**: 135-141.
- WOODHEAD, S. PADGHAM, D.E. & BERNAYS, E.A. 1980. Insect feeding on different sorghum cultivars in relation to cyanide and phenolic acid content. *Annals of Applied Biology* **95**: 151-157.

Table 1. Mean number of *Chilo partellus* larvae left per leaf disc in no-choice tests, one, four and 24 hours after inoculation (\pm S.D.). n = 10 larvae per host plant.

Host plant	1 hour	4 hours	24 hours
<i>Hyparrhenia tamba</i>	3.83 \pm 0.86 a	3.44 \pm 1.16 a	2.25 \pm 0.62 a
Pearl millet	5.58 \pm 1.00 b	5.19 \pm 0.80 b	4.31 \pm 0.67 bc
Maize	5.98 \pm 1.05 b	5.90 \pm 1.09 b	4.84 \pm 1.03 c
Sweet sorghum	6.06 \pm 0.50 bc	6.00 \pm 1.00 b	3.71 \pm 1.08 b
<i>Pennisetum purpureum</i>	6.88 \pm 0.80 cd	6.83 \pm 1.27 c	5.11 \pm 1.03 c
Sorghum	7.65 \pm 0.87 d	7.73 \pm 0.70 c	6.41 \pm 1.38 d

Means within each column followed by a different letter are significantly different (P<0.05).

Table 2. Mean number of *Chilo partellus* larvae found per plant leaf disc in two-choice tests, one, four and 24 hours after inoculation (\pm S.D.). n = 20 larvae for each two choice test.

Host plant combinations	1 hour	4 hours	24 hours
<i>Hyparrhenia tamba</i>	2.15 \pm 0.58 a	2.38 \pm 0.66 a	3.00 \pm 0.58 a
Pearl millet	2.94 \pm 0.68 b	3.21 \pm 0.80 b	2.56 \pm 0.76 a
<i>Pennisetum purpureum</i>	4.11 \pm 0.80 a	3.89 \pm 1.15 a	4.22 \pm 1.10 a
Pearl millet	4.19 \pm 1.06 a	3.83 \pm 1.27 a	4.56 \pm 1.50 a
<i>Hyparrhenia tamba</i>	2.10 \pm 0.69 a	3.12 \pm 0.70 a	3.46 \pm 1.36 a
Sorghum	2.98 \pm 0.83 b	4.71 \pm 1.68 b	5.79 \pm 0.92 b
<i>Pennisetum purpureum</i>	4.19 \pm 1.07 a	6.00 \pm 1.07 a	6.69 \pm 0.86 a
Sorghum	4.46 \pm 0.95 a	5.22 \pm 1.18 a	4.33 \pm 1.20 b
<i>Hyparrhenia tamba</i>	1.96 \pm 0.41 a	2.58 \pm 0.72 a	1.75 \pm 0.60 a
Maize	3.66 \pm 1.39 b	4.31 \pm 1.64 b	5.06 \pm 1.78 b
<i>Pennisetum purpureum</i>	2.25 \pm 0.53 a	2.64 \pm 0.77 a	2.73 \pm 0.56 a
Maize	2.35 \pm 0.89 a	2.83 \pm 0.96 a	3.73 \pm 1.66 a
<i>Hyparrhenia tamba</i>	1.77 \pm 0.70 a	2.29 \pm 0.68 a	2.46 \pm 0.97 a
Sweet sorgum	4.31 \pm 0.62 b	4.87 \pm 0.85 b	4.94 \pm 1.34 b
<i>Pennisetum purpureum</i>	3.52 \pm 0.90 a	3.88 \pm 1.00 a	3.83 \pm 0.74 b
Sweet sorgum	2.79 \pm 0.61 a	3.46 \pm 0.44 a	3.04 \pm 0.53 a

Means within each column, for each two-choice test followed by a different letter are significantly different ($P < 0.05$).

Table 3. Mean number of *Chilo partellus* larvae per plant in multiple-choice tests, one, four and 24 hours after inoculation (\pm S.D.). n = 30 larvae per six host plants.

Host plants	1 hour	4 hours	24 hours
<i>Hyparrhenia tamba</i>	1.06 \pm 0.51 a	1.28 \pm 0.54 a	1.00 \pm 0.59 a
<i>Pennisetum purpureum</i>	1.17 \pm 0.26 a	1.19 \pm 0.46 a	1.42 \pm 0.23 ab
Pearl millet	1.31 \pm 0.44 a	1.75 \pm 0.74 a	1.53 \pm 0.65 ab
Sweet sorghum	0.83 \pm 0.39 a	1.25 \pm 0.74 a	1.75 \pm 0.57 ab
Sorghum	1.14 \pm 0.55 a	1.50 \pm 0.52 a	1.92 \pm 0.25 b
Maize	1.42 \pm 0.38 a	1.58 \pm 0.43 a	1.94 \pm 0.63 b

Means in each column followed by a different letter are significantly different (P<0.05).

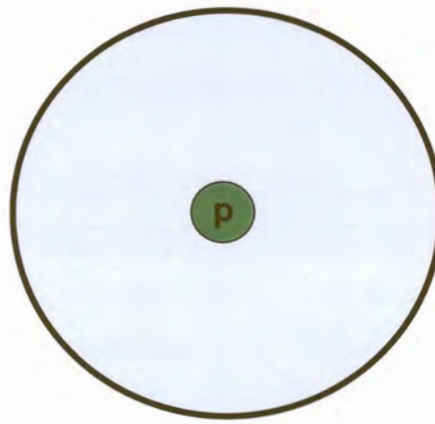


Fig. 1. No-choice test to determine larval response on leaf discs of host plants. P = position in which *Chilo partellus* larvae were released.

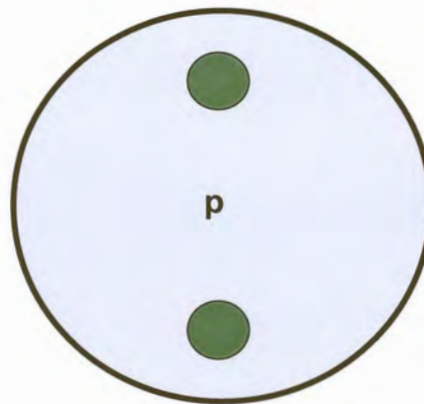


Fig. 2. Two-choice test to determine larval preference between leaf discs of two host plants. P = Position in which *Chilo partellus* larvae were released.

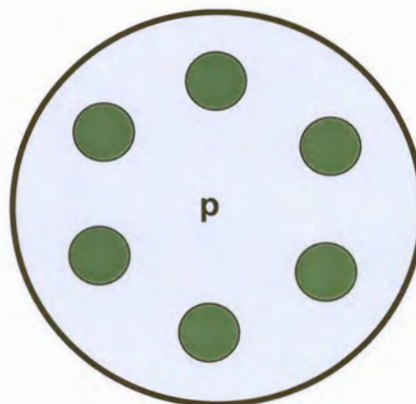


Fig. 3. Multiple-choice test to determine larval preference between leaf discs of six host plants. P = position in which *Chilo partellus* larvae were released.

CHAPTER 6

Growth and development of *Chilo partellus* (Swinhoe) (Lepidoptera: Crambidae) on cultivated and wild graminaceous host plants

ABSTRACT

Chilo partellus (Swinhoe) (Lepidoptera: Crambidae) is a stem borer of economic importance in Africa that attacks graminaceous crops such as maize, sorghum and pearl millet. This species is also known to survive on several wild host plants. Wild host plants which do not favour survival of stem borers could help reduce stem borer populations. This study investigates the growth and development of *C. partellus* on the following host plants, maize (*Zea mays* L.), sorghum (*Sorghum bicolor* (L.) Moench), pearl millet (*Pennisetum glaucum* (L.) R. Br.), sweet sorghum (*Sorghum bicolor* (L.) Moench), and the grasses, *Pennisetum purpureum* Schumach. (Napier grass) and *Hyparrhenia tamba* (Steud.) (Blue thatching grass). Head capsule width, larval weight, pupal weight, development period for larvae, development period for pupae, development period to adulthood and pupation were recorded. *Chilo partellus* performance was better on maize, sorghum, pearl millet and sweet sorghum than on *P. purpureum* and *H. tamba*. All larvae that fed on the two wild grasses did not survive until pupation, while eclosion was observed from the pupae collected from maize, sorghum, sweet sorghum and pearl millet. Eclosion of male and female moths was observed earlier on maize and sorghum than on pearl millet, indicating that these crops are better sources for the growth for *C. partellus* than pearl millet. This study established that *H. tamba* and *P. purpureum* are poor hosts complete development for *C. partellus* compared to the cultivated crops.

Key words: *Chilo partellus*, development, grasses, maize, sorghum, survival.

INTRODUCTION

Chilo partellus (Swinhoe) (Lepidoptera: Crambidae) is one of the most damaging stem borer species of cereal crops in southern Africa (Sithole 1990). *Chilo partellus*, indigenous to India (Kfir 1992), has become an important pest in South Africa (Kfir 1997) since it was first observed in 1958 (Van Hamburg 1979). This species has been reported to survive in grasses such as *Sorghum halepense* (L.) Pers. (Johnson grass), *S. verticilliflorum* (Steud.) Stapf. (Wild sorghum grass), *Panicum maximum* (Jacq.) (Guinea grass) and *Pennisetum purpureum* Schumach. (Napier grass) (Harris 1990). *Chilo partellus* also survives well on cultivated crops such as maize (*Zea mays* L.), sorghum (*Sorghum bicolor* (L.) Moench) and pearl millet (*Pennisetum glaucum* (L.) R. Br.) (Harris 1990).

Larval survival, growth and development of *C. partellus* have been described or studied to determine resistance levels of maize (Sharma & Chatterji 1971; Kumar 1993; Das & Agarwal 1993; Sekhon & Kanta 1997; Kumar 1997) and sorghum (Singh & Rana 1984; Chapman *et al.* 1983; Duale & Seshu Reddy 1995) to this pest. Ofomata *et al.* (2000) observed no survival of *C. partellus* in *P. purpureum* and *P. maximum* while it did survive and develop to adulthood in maize and sorghum. Grasses which do not favour survival of stem borers could be used in pest management systems (Khan *et al.* 2000) for maize. However, little information is available on the role of wild grasses in the biology of stem borers (Shanower *et al.* 1993), and the role of wild grasses in the life cycle of *C. partellus* is thus not well understood. The aim of this study was to determine and compare the growth and development of *C. partellus* on cultivated and wild host plants.

MATERIAL AND METHODS

Growth and development of *C. partellus* larvae were studied on six host plants. These were maize (Cultivar CRN3414), sorghum (SNK3860), pearl millet (Okashana-1), sweet sorghum (SA4479), *P. purpureum* and *Hyparrhenia tamba* (Steud.) (Blue thatching grass). Plants of each species were grown in 4 litre pots to provide actively growing plants as a food source for larvae (Fig. 1). Wild hosts plants were grown from root-stalk while cultivated crops were seeded. As a result of the differences in growth rate of the host plant, planting dates were manipulated to provide larvae with

plants of almost the same size. This was done to ensure that larvae were exposed to the same amount of food. *Pennisetum purpureum* and *H. tamba* were planted first and allowed to establish in pots. Sweet sorghum, pearl millet and sorghum were planted six weeks later, followed by maize ten days later. Six plants, one of each host plant, were placed in groups and the positions of these groups were completely randomised. Each group was replicated six times. The plants were kept in a cage and watered twice a week.

Plants were thinned to one plant per pot three weeks after germination. Grasses were thinned to four tillers per pot. At a plant height of approximately 30 cm each plant was artificially infested with 20 first instar *C. partellus* larvae. The larvae were obtained from the colony which is The larvae were placed at the midrib of the second lower leaf of each plant using a fine camel hair brush.

Larval development and survival was monitored by dissecting plants at one, two, three, five, six and seven weeks after inoculation. The larvae recovered were weighed and recorded separately for each host plant.

The following growth measurements were determined for larvae and pupae recovered from each host plant: Larval instars were determined by measuring the head capsule of larvae recovered and results were compared to the head capsule widths (mm) as recorded by Alghali (1985) for *C. partellus* on sorghum (Table 1). The total mass of larvae from each host plant species at each sampling was used to calculate the mean larval mass. The larval period was recorded from the date of inoculation to the date of pupation. Larvae that did not pupate after 49 days were fed on stems of their respective host plants and monitored daily until they pupated. The moist tissue papers were placed at opposite ends of the 10 cm stems to prevent moisture loss. The stems were kept for two to three days. Larval survival and/or establishment was determined by counting the number of larvae per plant at each sampling period. The fresh mass of pupae recovered from host plants at each sampling was used to calculate the mean pupal mass. Pupal period was determined by subtracting the period in days that larvae had taken to pupate from the total number of days to eclosion of moths. Pupation was determined in the sixth and seventh week after inoculation and the number of larvae that pupated was recorded for each host plant. Size of pupae was used to determine sex. Male pupae are small and light while females are large and heavy (Bughio & Qureshi 1976). Development period to adulthood was taken from the date of inoculation of host plants to eclosion of moths.

Data on normal growth measurements of *C. partellus* were subjected to analyses of variance. Due to slow growth, small larvae collected seven and 14 days after inoculation, were weighed collectively and data on mean larval mass were not subjected to statistical analysis. Data on pupation i.e. larvae that pupated 42 and 49 days after inoculation were log transformed before analysis of variance.

RESULTS

Head capsule measurements showed progressive growth of larvae on all crop hosts. At five weeks after inoculation head capsule width was widest in the larvae that fed on maize, followed by sorghum, sweet sorghum and pearl millet (Table 2).

Significant differences ($F = 3.15$, d.f. = 15, $P = 0.046$) were observed between the mean larval mass of *C. partellus* on different host plants 21 days after infestation (Table 3). However, no significant differences were found between mean larval mass for larvae that fed on sorghum, sweet sorghum, maize and pearl millet 35 ($F = 1.76$, d.f. = 16, $P = 0.1962$), 42 ($F = 0.48$, d.f. = 16, $P = 0.703$) and 49 ($F = 1.04$, d.f. = 6, $P = 0.4404$) days after infestation. The mass of larvae was highest on sweet sorghum although it was not significantly higher than sorghum and pearl millet 21 days after inoculation. In the two samplings after 21 days, the highest larval mass was observed on maize, although it was not significantly higher than other crops. Although the mass of *C. partellus* larva on *P. purpureum* was similar to other crops low numbers of larvae were recovered from this grass species.

Significant differences in the number of larvae recovered from host plants were observed at all sampling dates (Sample 1: $F = 16.89$, d.f. = 30, $P = 0.0001$; 2: $F = 23.18$, d.f. = 30, $P = 0.0001$; 3: $F = 4.87$, d.f. = 30, $P = 0.0001$; 4: $F = 4.53$, d.f. = 30, $P = 0.0034$; 5: $F = 14.73$, d.f. = 30, $P = 0.0001$; 6: $F = 2.68$, d.f. = 30, $P = 0.0409$) (Fig. 2). A drastic decline in larval numbers was observed within the first week after inoculation, with only 0.85% of the initial number (120) recovered from *P. purpureum* and *H. tamba*. Sixty eight percent, 54%, 42% and 4% larvae was recovered from sorghum, sweet sorghum, pearl millet and maize respectively, one week after inoculation. No larvae were recovered on *H. tamba* and *P. purpureum* at 14 and 42 days onwards respectively. Results indicate that sweet sorghum was the most suitable host since the highest numbers of larvae from 14 days after inoculation were recovered on this crop at every sampling date. By day 49 the number of larvae

found feeding per plant was 3%, 7%, 8% and 14% of those inoculated on maize, sorghum, pearl millet, and sweet sorghum respectively, while no larvae were recorded on the grasses.

The larval development period of *C. partellus* males did not differ significantly ($F = 0.93$, d.f. = 6, $P = 0.4821$) between host plants (Table 4). Female larval development time in maize and sorghum was significantly shorter than in sweet sorghum and pearl millet.

Significant differences were found in the number of pupae between host plants ($F = 4.09$, d.f. = 30, $P = 0.0060$) (Table 5). No pupation was observed on the wild grasses, *P. purpureum* and *H. tamba* (Table 5). Pupation was highest on sweet sorghum compared to other crops, however, it was not significantly different from sorghum and maize. No significant ($F = 0.39$, d.f. = 6, $P = 0.7630$) differences were observed in pupal mass between males on different host plants (Table 6). Significant differences were observed in pupal mass between females on different host plants ($F = 8.35$, d.f. = 8, $P = 0.0076$). The mean pupal mass for females on maize was significantly higher than female pupae collected from other host plants. The mean pupal mass differed between males and females. The female pupae were about twice as heavy as male pupae.

Pupal period was shorter for males and females in sorghum and sweet sorghum compared to maize and pearl millet. The mean pupal period for males was 15, 6, 13, and 14 days in maize, sorghum, sweet sorghum and pearl millet respectively. The pupal period for females was 15, 12, 7 and 14 days in maize, sorghum, sweet sorghum and pearl millet respectively.

No significant differences were observed in development time to adulthood for males ($F = 0.83$, d.f. = 5, $P = 0.5319$) and females ($F = 0.81$, d.f. = 7, $P = 0.5284$) found on different host plants. Development period to adulthood was longest in pearl millet (Table 4). However, it was not significantly different from all other crops.

DISCUSSION

In this study the differences observed in larval survival and development between host plants indicate differences in their suitability as larval hosts. Larvae were unable to survive past the second instar on *H. tamba* and *P. purpureum* in this study. In contrast, the stem borer *C. partellus* was able to develop on another grass species,

Sorghum vulgare Pers. Var. *sudanense* (Sudan grass) (Khan *et al.* 2000) indicating that some wild grass species are suitable hosts for this species.

The higher level of survival and better development of *C. partellus* on cultivated crops than on the wild grasses indicate that food consumption was better on crops than on the grasses. Similar results were obtained by Shanower *et al.* (1993) in which larval survival of *Sesamia calamistis* Hampson (Lepidoptera: Noctuidae) and *Eldana saccharina* Walker (Lepidoptera: Pyralidae) was less than 10% and 5% on the grasses respectively, while larval survival on maize was 30% and 19% respectively. In this study *C. partellus* larvae were allowed to grow and develop on cultivated and wild grasses under the same environmental conditions. Ofomata *et al.* (2000) further reported that survival to reproduction and time required for development to maturity of the pest is modified by environmental conditions such as temperature, humidity, food quality, quantity and inter-specific competition. Ofomata *et al.* (2000) reported that the quality of plants for survival and development of stem borers is determined by differences in the morphology, physiology and biochemistry of the plant. Shanower *et al.* (1993) ascribed poor survival of the stem borer *E. saccharina* on the grasses *Andropogon* sp., *Pennisetum polystachion* (L.) Schultes, *P. purpureum*, *P. maximum* and *Sorghum arundinaceum* (Desv.) to host plant quality. This possibly suggests that the high survival of *C. partellus* in maize and sorghum compared to the grasses could be ascribed to improved plant qualities of these crops (Kfir 1997). Shanower *et al.* (1993) reported that plant quality may influence factors such as physiological age, water or nutrient stress and possibly the presence of abiotic factors such as plant pathogens which in turn may influence mortality of the pest. In studies on the survival and development of *C. partellus* on different maize germplasms, the adverse effects on the measures of developmental success of the present insect were probably ascribed to nutrient deficiency abnormalities (Sharma & Chatterji 1971). In this study *C. partellus* was able to survive to pupation on maize, indicating that the susceptible maize crop is a good source of energy for *C. partellus* (Das & Agrawal 1993). The results of this study also suggest that crop hosts were better food sources of *C. partellus* compared to the wild grasses.

High silica content may also explain differences in survival of larvae between the grasses and the crop hosts (Ofomata *et al.* 2000). High silica content in the grasses which hardens epidermal cells causing dislodgement of early instars could have also been responsible for the high mortality of first instars (Setamou *et al.* 1993).

Furthermore *H. tamba* has thin stems which could be another factor in determining larval survival due to limited food availability. Poor survival of *C. partellus* on these grasses could influence fecundity since the presence of low numbers of males and females could result in low production of eggs.

Khan *et al.* (2000) reported that poor survival of first instars on the grass *P. purpureum* was caused by a sticky sap produced by the plant in reaction to penetration by the larvae. This substance was reported to trap and drown the larvae. Since *P. purpureum* leaves are hairy, and there is a negative correlation between trichome density and insect feeding, long and dense trichomes may hinder normal feeding of the insect (Khan 1997). While trichomes are also expected to influence larval movement, ligular hairs act as traps for young larvae (Sharma 1993), thus reducing the rate of establishment in a plant (Bernays *et al.* 1983). The establishment of first instar larvae of *C. partellus* was also reported to be influenced by leaf surface waxes in sorghum (Bernays and Chapman 1994). In this study only one first instar larvae was found on *H. tamba* and *P. purpureum* seven days after inoculation compared to cultivated crops in which a higher number of larvae were found. These results could be ascribed to high larval antixenosis at the feeding site in these grasses.

Ofomata *et al.* (2000) observed shorter larval development period of *C. partellus* in maize and sorghum compared to *C. orichalcociliellus* in the same crops. Similar reports of *C. partellus* having a shorter life cycle when on maize and sorghum compared to *Busseola fusca* (Ingram 1958) were provided. This faster development process of *C. partellus* in maize and sorghum compared to *B. fusca* and *C. orichalcociliellus* may be an important factor in competitive displacement (Kfir 1997; Ofomata *et al.* 2000).

The lack of significance of difference between mean mass of larvae that fed on different host plants from day 35 onward could possibly be ascribed to the fact that larvae were mainly recovered from inside stems and were feeding on stem tissue with more or less equal nutrient status.

Different results although not significant from other crops were obtained in the case of pearl millet. While larval mass in pearl millet increased steadily and was highest 49 days after infestation compared to other crops development period to adulthood was adversely affected. The longer development period possibly indicate that *C. partellus* could have fewer generations per season in pearl millet. This delayed development period could further negatively affect population dynamics of *C. partellus* (Kumar *et*

al. 1993) suggesting that stem borer densities within a growing season is likely to be less in pearl millet than in maize or sorghum fields.

The mass of pupae for females was about twice that of males on all crops. This is ascribed to greater energy and protein demand which is needed for egg production (Setamou *et al.* 1993) since *C. partellus* moths do not feed during their life time (Berger 1989; Das & Agrawal 1993). Large females are known to lay more eggs compared to smaller females (Berger 1989). Since the female pupal mass of *C. partellus* found on maize was significantly greater than the female pupal mass found on all other cultivated host plants, this possibly indicate greater fecundity for moths that come from maize compared to moths from other host plants.

Emergence of male moths occurred earlier than female moths in all the crops tested. Similar results were reported by Päts (1991) in which he stated that male moths were always older and more active than females at the time of mating. This difference enables the moths to mate on the night of eclosion of females (Päts 1991, 1992).

This study has established that *H. tamba* and *P. purpureum* are non-suitable hosts for complete development of *C. partellus* compared to the cultivated crops. These grasses are highly preferred for oviposition by *C. partellus* moths (Chapter 5) compared to maize and sorghum. Therefore, when used as trap crops for *C. partellus* it could be predicted that these grasses could cause a reduction in infestation in maize and sorghum fields. Further studies on identifying a suitable trap crop should be carried out in order to develop a low cost management system for the control of *C. partellus* for resource-poor farmers.

REFERENCES

- ALGHALI, A.M. 1985. Larval instars determination for *Chilo partellus* Swinhoe (Lepidoptera: Pyralidae) reared on sorghum. *Insect Science and Its Application* **6**: 677-679.
- BERGER, A. 1989. Egg weight, batch size and fecundity of the spotted stalk borer, *Chilo partellus* in relation to weight of females and time of oviposition. *Entomologia Experimentalis et Applicata* **50**: 199-207.
- BERNAYS, E.A., CHAPMAN, R.F. & WOODHEAD, S. 1983. Behaviour of newly hatched larvae of *Chilo partellus* (Swinhoe) (Lepidoptera: Pyralidae) associated with their establishment in the host plant, sorghum. *Bulletin of Entomological Research* **73**: 75-83.
- BERNAYS, E.A. & CHAPMAN, R.F. 1994. *Host plant selection by phytophagous insects*. Chapman & Hall New York.
- BUGHIO, A.R. & QUERESHI, Z.A. 1976. Sexual characteristics in pupal and adult stages of *Chilo partellus*. *Pakistan J. Sci. Ind. Res.* **19**: 159-160.
- CHAPMAN, R.F., BERNAYS, E.A. & WOODHEAD, S. 1983. Survival and dispersal of young larvae of *Chilo partellus* (Swinhoe) (Lepidoptera: Pyralidae) in two cultivars of sorghum. *Bulletin of Entomological Research* **73**: 65-74.
- DAS, S. & AGARWAL, H.C. 1993. Growth of *Chilo partellus* (Swinhoe) on different maize cultivars. *Insect Science and its Application* **14**: 267-272.
- DUALE, A.H. & SESHU REDDY, K.V. 1995. Survival and development of *Chilo partellus* (Swinhoe) on sorghum cultivars. *Insect Science and its Application* **16**: 13-16.
- HARRIS, K. M. 1990. Bioecology of *Chilo* species. *Insect Science and its Application* **11**: 467-477.
- INGRAM W.R. 1958. The lepidopterous stalk borers associated with Gramineae in Uganda. *Bulletin of Entomological Research* **68**: 471-488.
- KFIR, R. 1992. Seasonal abundance of the stem borer *Chilo partellus* (Lepidoptera: Pyralidae) and its parasites on summer grain crops. *Journal of Economic Entomology* **85**: 518-529.

- KFIR, R. 1997. Competitive displacement of *Busseola fusca* (Lepidoptera: Noctuidae) by *Chilo partellus* (Lepidoptera: Pyralidae). *Annals of Entomological Society of America* **90**: 619-624.
- KHAN, Z.R. 1997. A review of entomological techniques and methods used to determine mechanisms and bases of stem borer resistance in maize. In: Mihm, J.A. (Ed.) *Insect Resistant Maize: Recent Advances and Utilisation. Proceedings of an International Symposium held at the International Maize and Wheat Improvement Centre, 27 November - 03 December 1994*. 62-69. CIMMYT, Mexico.
- KHAN, Z.R., PICKETT, J.A., VAN DEN BERG, J., WADHAMS, L.J. & WOODCOCK, C.M. 2000. Exploiting chemical ecology and species diversity: stem borer and striga control for maize and sorghum in Africa. *Pest Management Science* **56**: 957-962.
- KUMAR, H. 1993. Resistance in maize to *Chilo partellus* (Lepidoptera: Pyralidae) in relation to crop phenology, larval rearing medium, and larval development stages. *Journal of Economic Entomology* **86**: 886-890.
- KUMAR, H., 1997. An overview of research on mechanisms of resistance in maize to spotted stem borer. In: MIHM, J.A. (Ed) *Insect resistance in maize. Proceedings of an International Symposium held at the International Maize and Wheat Improvement Centre, 17 Nov - 3 Dec 1994*. 70-81. CIMMYT, Mexico.
- KUMAR, H., NYANGIRI, E.M.O. & ASINO, O. 1993. Colonisation responses and damage by *Chilo partellus* (Lepidoptera: Pyralidae) to four variably resistant cultivars of maize. *Journal of Economic Entomology* **86**: 739-746.
- OFOMATA, V.C., OVERHOLT, W.A., LUX, S.A., VAN HUIS, A. & EGWUATU, R.I. 2000. Comparative studies on the fecundity, egg survival, larval feeding, and development of *Chilo partellus* and *Chilo orichalcociliellus* (Lepidoptera: Crambidae) on five grasses. *Annals of the Entomological Society of America* **93**: 492-499.
- PÄTS, P. 1991. Activity of *Chilo partellus* (Lepidoptera: Pyralidae): eclosion, mating and oviposition time. *Bulletin of Entomological Research* **81**: 93-96.
- PÄTS, P. 1992. Reproductive biology of cereal stemborer *Chilo partellus*. Ph.D. thesis, Sveriges Lantbruksuniversitet, Uppsala, Sweden.

- SEKHON, S.S. & KANTA, U. 1997. Mechanisms and bases of resistance in maize to spotted stem borer. In: MIHM, J.A. (Ed) *Insect resistance in maize. Proceedings of an International Symposium held at the International Maize and Wheat Improvement Centre (CIMMYT), 17 Nov-3 Dec, 1994,*
- SETAMOU, M., SCHULTHESS, F., BOSQUE-PEREZ, N.A. & THOMAS-ODJO, A. 1993. Effect of plant nitrogen and silica on the bionomics of *Sesamia calamistis* (Lepidoptera: Noctuidae). *Bulletin of Entomological Research* **83**: 405-411.
- SHARMA, V.K. & CHATTERJI, S.M. 1971. Survival and developmental behaviour of *Chilo zonellus* (Swin.) on some selected germplasms of maize under laboratory conditions. *Indian Journal of Entomology* **33**: 384-395.
- SHANOWER, T. G., SCHULTHESS, F. & BOSQUE-PEREZ, N. 1993. The effect of larval diet on the growth and development of *Sesamia calamistis* Hampson (Lepidoptera: Noctuidae) and *Eldana saccharina* Walker (Lepidoptera: Pyralidae). *Insect Science and its Application* **14**: 681-685.
- SHARMA, H.C. 1993. Host-plant resistance to insects in sorghum and its role in integrated pest management. *Crop Protection* **12**: 11-34.
- SINGH, B.U. & RANA, B.S. 1984. Influence of varietal resistance on oviposition and larval development of stalk borer *Chilo partellus* Swin., and its relationship to field resistance in sorghum. *Insect Science and its Application* **5**: 287-296.
- SITHOLE, S. Z. 1990. Status and control of the stem borer, *Chilo partellus* Swinhoe (Lepidoptera: Pyralidae) in Southern Africa. *Insect Science and its Application* **11**: 481-488.
- VAN HAMBURG, H. 1979. *The Grain-Sorghum Stalk Borer. Farming in South Africa*. Plant Protection Research Institute, Pretoria.

Table 1. Head capsule widths (mm) for *Chilo partellus* larval instars determined on sorghum by Alghali (1985).

Larval instar	Range	Mean±S.D.
First	0.28-0.47	0.37±0.03
Second	0.66-0.80	0.72±0.03
Third	1.11-1.28	1.15±0.03
Fourth	1.55-1.57	1.56±0.01
Fifth	1.87-2.09	1.96±0.02

Table 2. Head capsule widths (Mean±S.D.) (mm) for *Chilo partellus* measured from different host plants. n = number of larvae in parenthesis. DAI = Days after inoculation.

Host plant	7 DAI	14 DAI	21 DAI	33 DAI
Maize	0.35±0.06 (20)	0.49±0.07 (4)	0.62±0.13 (3)	1.83±0.30 (2)
Sorghum	0.43±0.10 (40)	0.57±0.10 (7)	0.85±0.22 (12)	1.70±0.28 (7)
Sweet sorghum	0.48±0.08 (44)	0.64±0.12 (37)	0.91±0.14 (18)	1.60±0.22 (9)
Pearl millet	0.40±0.06 (34)	0.64±0.10 (23)	0.79±0.18 (10)	1.38±0.31 (12)
<i>H. tamba</i>	0.43 (1)	-	-	-
<i>P. purpureum</i>	0.47 (1)	-	0.71±0.10 (3)	-

Table 3. Mean mass (\pm S.D.) of *Chilo partellus* larvae found on different host plants used in the study. (n = number of larvae found on each occasion in parenthesis).

Host plants	Mean mass (mg)					
	Days after infestation					
	7	14	21	35	42	49
Maize	0.14 (25)	0.43 (6)	1.08 \pm 0.41ab (4)	73.25 \pm 52.82ab (2)	75.00 \pm 33.51a (9)	78.00a (1)
Sorghum	0.30 (81)	0.92 (9)	1.99 \pm 2.08ab (19)	42.73 \pm 34.92ab (9)	53.13 \pm 10.69a (15)	60.06 \pm 9.58a (5)
S sorghum	0.58 (67)	1.08 (54)	3.74 \pm 1.14c (33)	25.67 \pm 9.86ab (15)	66.66 \pm 20.36a (35)	82.30 \pm 15.70a (12)
Pearl millet	0.33 (52)	1.17 (36)	2.34 \pm 1.29abc (11)	18.74 \pm 17.74a (15)	46.49 \pm 20.58a (7)	94.41 \pm 31.03a (8)
<i>P. purpureum</i>	- (1)	-	1.00 \pm 0.00a (2)	27.25ab (1)	-	-
<i>H. tamba</i>	- (1)	-	-	-	-	-

Means within each column followed by the same letter are not significantly different ($P>0.05$).

Table 4. Growth period of *Chilo partellus* larvae (Mean± S.D) on different host plants. (n = number of larvae surviving). (DAI = Days after inoculation).

Host plant	n		Larval period (days)		Adult emergence (DAI)	
	Male	Female	Male	Female	Male	Female
Maize	4	2	43.50±3.00a	43.50±4.24a	58.00±2.65a	58.67±2.53a
Sorghum	5	6	47.09±0.83a	44.58±5.03a	53.50±3.54a	56.57±6.24a
Sweet sorghum	10	6	46.20±1.97a	55.13±5.10c	59.67±2.08a	61.70±9.06a
Pearl millet	3	2	49.75±8.84a	51.25±6.72bc	64.00±6.56a	65.00±4.58a
<i>H. tamba</i>	-	-	-	-	-	-
<i>P. purpureum</i>	-	-	-	-	-	-

Means within each column followed by the same letter are not significantly different (P>0.05)

Table 5. *Chilo partellus* larvae successfully pupating (Mean±S.D.) on different host plants used in this study. (n = 240 larvae used for both samplings, 42 and 49 days after inoculation). (Table reflect real numbers).

	Pupation
<i>Hyparrhenia tamba</i>	0.0a
<i>Pennisetum purpureum</i>	0.0a
Pearl millet	0.83±1.33ab
Maize	1.00±1.26abc
Sorghum	1.67±2.23bc
Sweet sorghum	2.67±1.97c

Means within each column followed by the same letter are not significantly different (P>0.05)

Table 6. Mean pupal mass (\pm S.D.) of *Chilo partellus* on different host plants used in the study. (n = number of pupae used).

Host plant	n		Pupal mass (mg)	
	Male	Female	Male	Female
Maize	4	2	59.95 \pm 14.79a	170.00 \pm 2.83b
Sorghum	5	6	62.92 \pm 12.50a	98.93 \pm 22.93a
Sweet sorghum	10	6	64.26 \pm 15.64a	115.15 \pm 26.35a
Pearl millet	3	2	61.63 \pm 16.31a	104.15 \pm 17.18a
<i>H. tamba</i>	-	-	-	-
<i>P. purpureum</i>	-	-	-	-

Means within each column followed by the same letter are not significantly different ($P>0.05$)



Fig. 1. Host plants before they were infested with *C. partellus* larvae.

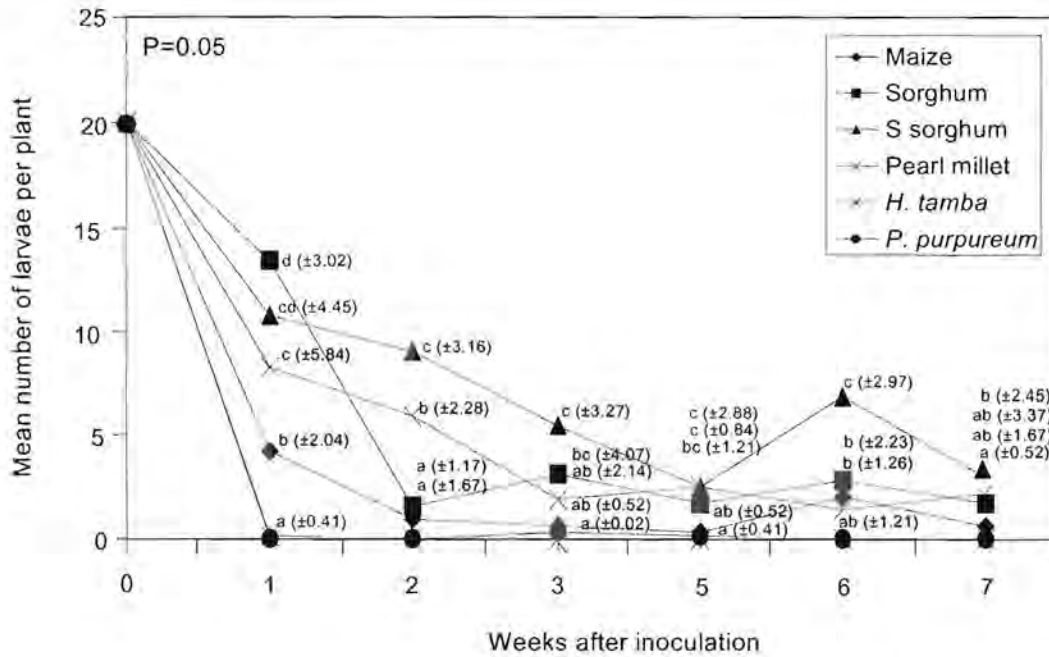


Fig. 2. Mean number of *Chilo partellus* larvae found per host plant over time at each sampling. Means with the same letter within each sampling week are not significantly different ($P > 0.05$). All points on the x-axis indicate that alive larvae were not found on host plants. S sorghum = sweet sorghum. (Mean \pm S.D.).

CHAPTER 7

Leaf feeding resistance and oviposition preference of *Busseola fusca* Fuller (Lepidoptera: Noctuidae) and *Chilo partellus* (Swinhoe) (Lepidoptera: Crambidae) for sweet sorghum (*Sorghum bicolor* (L.) Moench) landraces

ABSTRACT

Sweet sorghums (*Sorghum bicolor* (L.) Moench), readily attacked by *Chilo partellus* (Swinhoe) (Lepidoptera: Crambidae) and *Busseola fusca* Fuller (Lepidoptera: Noctuidae) have a potential for use as trap crops for these species. Four greenhouse experiments were conducted during the 1998/99 and 1999/2000 growing seasons to evaluate indigenous sweet sorghum landraces for resistance to larval feeding by *C. partellus* and *B. fusca*. Choice tests were also conducted to determine preference of moths for different landraces. To evaluate leaf feeding resistance, plants were artificially infested with first instar larvae of *C. partellus* and *B. fusca*. Larval mass and numbers were recorded seven days after inoculation to assess levels of antibiosis and antixenosis. Significant differences were observed in larval numbers and mean larval mass on different landraces. The response of *B. fusca* and *C. partellus* with regard to larval numbers and mass on sweet sorghum landraces varied over seasons. These variations were ascribed to high variability of the genetic material of the indigenous landraces. The sweet sorghum landrace, Pateletso exhibited low levels of larval antixenosis and antibiosis for *B. fusca* and *C. partellus* in both seasons. Multiple-choice tests were conducted to determine oviposition preference for the landraces, Mariri, Maatla, Motale, Pateletso, SA4481, and SA4479. The greatest number of eggs were laid on SA4481. The results of two-choice oviposition tests showed no significant differences between maize (Cultivar CRN3414) and SA4481 or Pateletso in the number of eggs per plant laid by *C. partellus*, number of egg batches per plant and number of eggs per batch. Maize was significantly preferred for oviposition by *B. fusca* when it was paired with SA4481 or Pateletso.

Key words: Antibiosis, antixenosis, *Busseola fusca*, *Chilo partellus*, oviposition, trap crop.

INTRODUCTION

Sweet sorghum (*Sorghum bicolor* L. Moench) is a versatile crop and may be grown for grain, forage, silage, syrup, sugar production (Ghanekar *et al.* 1992; Schaffert 1992) as well as energy production (Schaffert & Gourley 1982). Field observations indicated that one of the major drawbacks to cultivation of sweet sorghum cultivars is their susceptibility and attractiveness to insect pests (Ghanekar *et al.* 1992).

In the Limpopo Province of South Africa, sweet sorghum is planted in mixed farming systems with maize and grain sorghum and eaten as “sweet reed”, sold as a cash crop or used in production of syrup for household use. Stems are cut and boiled to produce the syrup. However, damage by stem borers to stems of these plants results in a characteristic red colour, caused by anthocyanins produced by the plant. These unwanted colours reduce the quality of products such as syrup produced from the stems and are therefore a constraint to development of small industries involved in utilisation of sweet sorghum.

Apart from the uses of sweet sorghum mentioned, it also has potential to be used as a trap crop in a stem borer habitat management system (Wahl 1926). Such a stem borer management system was developed in East Africa where the wild grasses, *Pennisetum purpureum* (Schumach) (Napier grass) and *Sorghum vulgare sudanense* (Sudan grass) were used as trap crops around maize fields (Khan *et al.* 1997; Khan *et al.* 2000).

In such a habitat management system sweet sorghum could be planted in close proximity to maize to attract gravid moths of *Busseola fusca* Fuller (Lepidoptera: Noctuidae) and *Chilo partellus* (Swinhoe) (Lepidoptera: Crambidae), and reduce infestations and concomitant damage to the main crop.

This study aimed to identify sweet sorghum landraces that have low ovipositional and larval antixenosis and high levels of larval antibiosis in order to reduce population levels of stem borers and concomitant damage to the commercial crop. A landrace is a crop cultivar that evolved with and has been genetically improved by traditional agriculturalists, but has not been influenced by modern practices. Antixenosis denotes the presence of plant characters such as morphological (trichomes) and chemical plant factors (surface waxes) that affect the behaviour of insects, orientation, oviposition and feeding of insects (Kumar 1997). Antibiosis is used when plants cause adverse

effects on the biology of insects e.g. survival, development and reproduction (Kumar 1997).

MATERIAL AND METHODS

Larval antixenosis and antibiosis

Four greenhouse experiments were conducted at the ARC-Grain Crops Institute in Potchefstroom (25° 09S, 28° 41E). The first two experiments were conducted in the 1998/1999 season. Thirteen and eighteen sweet sorghum landraces were evaluated for resistance to *B. fusca* and *C. partellus* larvae respectively (Table 1 and 2 respectively). In the 1999/2000 season 17 landraces were evaluated for resistance to larval feeding of both borer species (See Table 1 and 2). All sweet sorghum landraces used were collected from resource-poor farmers in the Limpopo Province.

The plants were hydroponically grown (Fig. 1) at temperatures of 25°C (day) and 18°C (night) with a 14 L : 10 D photoperiod. In the 1998/1999 season sixteen plants of each landrace were grown in four containers of 38 cm x 38 cm x 39 cm i.e. four plants per container. In the second season twenty plants were grown of each landrace. The plants of each landrace were separated to avoid migration of larvae to other plants. Each plant was artificially inoculated with 10-12 neonate larvae by means of a “bazooka” dispenser, five weeks after plant emergence.

Plants were dissected eight days after inoculation with *C. partellus* (1998/1999) and *B. fusca* (1999/2000) and eleven days after inoculation with *B. fusca* (1998/1999) and *C. partellus* (1999/2000). Larval antixenosis and antibiosis were evaluated for each landrace by determining the number of surviving larvae and the total biomass of larvae per plant obtained from larvae recovered from the leaf whorls (Van Rensburg & Malan 1990).

Oviposition preference

Two-choice test

Two experiments were conducted to determine the oviposition preference of *B. fusca* and *C. partellus* moths for maize and sweet sorghum. The following combinations of plants were used: maize (Cultivar CRN3414) vs. sweet sorghum (SA4481), and maize vs. sweet sorghum (Pateletso). Plants were grown in the greenhouse in 2 litre (l) pots. As a result of differences in the growth rate between

maize and sweet sorghum different planting dates were used to ensure that plants were approximately the same size and height during the experiment (Van Rensburg & Van den Berg 1990). Pateletso and SA4481 were planted first followed by maize ten days later.

At 30 cm height the plants were transferred to the laboratory. For each combination of host plants the positions of pots inside the cages were completely randomized. Five pairs of one day old female and male moths were released in each cage, which contained one plant each of maize and the one of the sweet sorghum landraces located at opposite ends of the cage. Plants were removed and checked for egg batches two days after release of the moths. The total number of batches and eggs per batch were recorded on each host plant. For each combination of host plants the experiment was replicated six times.

Multiple-choice test:

Two experiments were conducted to determine the oviposition preference of *B. fusca* and *C. partellus* moths when provided with a number of sweet sorghum landraces. The sweet sorghum landraces used were Mariri, Maatla, Motale, Pateletso, SA4481 and SA4479. The plants were first grown in the greenhouse. Six pots, one of each landrace, were transferred to a cage (80 cm x 70 cm x 110 cm) and placed in a circular arrangement at equal distances apart. Fifteen pairs of one day old female and male moths were released in each cage and the female moths were allowed to oviposit on plants. To eliminate positional bias by the moths the positions of plants inside the cages were completely randomized. The number of batches and eggs per batch on each plant was determined 48 hours after release of moths. Each experiment was replicated six times.

The differences in means of the number and mass of larvae recorded were separated by means of analysis of variance. Significance of difference between the mean number of egg batches per plant, mean number of eggs per batch and mean number of eggs on different host plants were determined by means of analysis of variance and t-test. Spearman Rank correlation was used to determine if larval reaction to different landraces was similar over seasons with regard to larval mass and numbers.

RESULTS

Larval antixenosis and antibiosis

Significant differences were found in larval numbers (1998/1999 season: $F = 3.90$, $d.f. = 35$, $P = 0.001$; 1999/2000: $F = 1.88$, $d.f. = 51$, $P = 0.0453$) and mean larval mass (1998/1999: $F = 7.46$, $d.f. = 35$, $P = 0.0001$, 1999/2000: $F = 4.57$, $d.f. = 51$, $P = 0.0001$) of *B. fusca* (Table 1). The landraces SA4481 and Maatla had the lowest number of *B. fusca* larvae in the first and second seasons respectively (Table 1). Significant differences were also found in larval numbers (1998/1999: $F = 2.55$, $d.f. = 48$, $P = 0.0057$) and mean larval mass (1998/1999: $F = 4.22$, $d.f. = 48$, $P = 0.0001$, 1999/2000: $F = 4.67$, $d.f. = 51$, $P = 0.0001$) of *C. partellus*. No significant differences were found in number of larvae of *C. partellus* per plant (1999/2000: $F = 1.50$, $d.f. = 51$, $P = 0.1368$) (Table 2). The lowest number of *C. partellus* larvae were recorded on SA4492 during the first season and on SA4481 and Khukhunas during the second season (Table 2). The number of *C. partellus* larvae recovered on Maatla were amongst the lowest. The majority of sweet sorghum landraces evaluated showed varying levels of resistance over seasons for example, SA4481, which showed high levels of larval antixenosis and antibiosis for *B. fusca* in the first season did not have the same levels of resistance in the second season (Table 1). SA4492 showed a similar tendency between seasons for *C. partellus* (Table 2). The landrace Motale, which was not evaluated in the second season, showed low levels of larval antixenosis and antibiosis for *B. fusca* and *C. partellus* (Table 1 & 2 respectively). High larval numbers and high larval mass were recorded on Pateletso in both seasons for *B. fusca* and *C. partellus* (Table 1 & 2 respectively). The results also showed high larval numbers and high larval mass for *B. fusca* that fed on SA4487 and Bigred (Table 1). Moderately high numbers of *C. partellus* larvae (Table 2) and the low mean larval mass were recorded on Mariri (Table 1 & 2).

Oviposition preference

Two-choice test

No significant differences were observed in the number of *C. partellus* eggs per plant ($F = 0.00$, $d.f. = 10$, $P = 0.9860$), egg batches per plant ($F = 0.00$, $d.f. = 10$, $P = 1.00$) and number of eggs per batch ($F = 0.07$, $d.f. = 10$, $P = 0.800$) between maize and sweet sorghum, SA 4481 (Table 3). No significant differences were found

between maize and sweet sorghum (Pateletso) in the number of *C. partellus* eggs per plant ($F = 1.65$, d.f. = 10, $P = 0.2277$), egg batches per plant ($F = 2.12$, d.f. = 10, $P = 0.1763$) and number of eggs per batch ($F = 0.35$, d.f. = 10, $P = 0.5762$) between maize and sweet sorghum, SA 4481 (Table 3).

There was a significant difference between the number of eggs per plant laid by *B. fusca* ($F = 9.25$, d.f. = 6, $P = 0.0228$) and number of egg batches per plant ($F = 13.88$, d.f. = 6, $P = 0.0098$) and eggs per batch ($F = 6.44$, d.f. = 6, $P = 0.0443$) between maize and SA 4481 (Table 4). More eggs and egg batches per plant were recorded on maize than that on the sweet sorghum landrace SA4481.

Significant differences were found between Pateletso and maize in the number of eggs laid by *B. fusca* ($F = 10.13$, d.f. = 6, $P = 0.0190$), number of eggs per batch ($F = 5.918$, d.f. = 6, $P = 0.050$), and the number of egg batches per plant ($F = 12.09$, d.f. = 6, $P = 0.0132$) (Table 4).

Multiple-choice test

Significant differences were observed in the number of eggs ($F = 2.23$, d.f. 30, $P = 0.05$) laid by *C. partellus*, number of egg batches per plant ($F = 2.38$, d.f. 30, $P = 0.05$) and number of eggs per batch ($F = 2.06$, d.f. = 30, $P = 0.05$) among sweet sorghum landraces (Table 5). The greatest number of eggs and egg batches per plant was recorded on SA4481 (Table 5). The lowest number of eggs and egg batches per plant, recorded on SA4479, was not significantly ($P > 0.05$) different from most of the other sweet sorghum landraces.

No significant ($P > 0.05$) differences were observed in the number of eggs ($F = 0.81$, d.f. = 30, $P = 0.5503$), number of egg batches per plant ($F = 0.26$, d.f. = 30, $P = 0.9312$) and number of eggs per batch ($F = 2.10$, d.f. = 30, $P = 0.0935$) laid by *B. fusca* on the different sweet sorghum landraces (Table 6). The greatest number of eggs per batch was recorded on SA4481 followed by Pateletso.

Correlation analysis

Spearman rank correlation coefficients indicated no similarity in larval response over seasons for *B. fusca* with regard to larval numbers ($r = 0.3636$, $P = 0.2278$) and larval mass ($r = 0.1538$, $P = 0.6099$) and *C. partellus* larval numbers ($r = -0.1912$, $P = 0.4590$) and larval mass ($r = 0.0235$, $P = 0.9274$) on sweet sorghum landraces.

DISCUSSION

During inoculation first instar larvae were placed directly at the feeding site in leaf whorls and factors which could have influenced movement of the first instar larvae into the whorls were therefore excluded (Van den Berg & Van der Westhuizen 1997). The possibility exists that more larvae survived than would have been the case if larvae were placed on the stems and left to migrate upwards to the leaf whorls. Therefore, the low number of larvae of either *B. fusca* or *C. partellus* recovered on SA4481, Maatla, SA4492 and Khukhunus indicated high levels of larval antixenosis at the feeding site.

The differences in larval response between seasons with regard to larval numbers and larval mass indicated a variation in resistance within the same sweet sorghum landraces. Although some landraces appeared to maintain their levels of resistance over the two seasons the variations in the levels of resistance was ascribed to instability of the genetic material since these open pollinated landraces were also characterised by phenotypic variation.

The low levels of larval antixenosis and antibiosis observed on Motale indicated high levels of susceptibility to larval feeding. Low levels of larval antixenosis and antibiosis for *B. fusca* and *C. partellus* observed in both seasons suggested that Pateletso was the landrace that was most preferred by *B. fusca* and *C. partellus* larvae. SA 4487 and Bigred were also suitable hosts for *B. fusca* as indicated by the high numbers of larvae and high larval mass recorded. However, a sweet sorghum landrace which show both the low levels of antixenosis and high larval antibiosis could have a negative effect on stem borer populations. Under field conditions this would result in increased levels of oviposition but low levels of larval survival on this crop.

Provided that such sweet sorghum landraces are highly preferred for oviposition they could be recommended for use as trap crops around maize since the ultimate infestation levels will be determined by the levels of antibiosis (Sharma & Chatterji 1971). Pronounced oviposition preference by *C. partellus* moths on certain sorghum landraces followed by poor larval survival on these preferred sorghum plants have been observed by Van den Berg & Van der Westhuizen (1997). Previous studies revealed that high levels of larval antibiosis adversely affected survival and development of the larvae (Sharma & Chatterji 1971; Durbey & Sarup 1984; Khan

1997) suppressing the population build-up of *C. partellus* in maize (Sajjan & Sekhon 1992).

The sweet sorghum landraces, SA4481 and Pateletso were highly preferred for oviposition by *B. fusca* and *C. partellus*. However, the absence of significant differences in ovipositional preference between maize and SA4481 or Pateletso indicated that these host plants were more or less equally preferred for egg laying by *C. partellus*. The higher numbers of eggs laid by *B. fusca* on maize than that on sweet sorghum was expected since *B. fusca* is the stem borer most often associated with maize (Polaszek & Khan 1998).

Maatla and Mariri, which were relatively resistant to larval feeding and oviposition by both *B. fusca* and *C. partellus* could be planted by farmers for food production or as a cash crop.

In this study no sweet sorghum landrace with pronounced resistance to larval feeding was identified although some landraces which exhibited relatively high levels of antibiosis can be recommended for planting as food or cash crops. However, the levels of antibiosis was not such that it would have a pronounced negative effect on larval survival and two-choice tests showed it not to be preferred to maize for oviposition. Sweet sorghum therefore do not seem to be a viable option for use as a trap crop for stem borers around maize fields.

REFERENCES

- DURBEY, S.L. & SARUP, P. 1984. Biological parameters related to antibiosis mechanism of resistance in maize landraces to *Chilo partellus* (Swinhoe). *Journal of Entomological Research* **8**: 140-147.
- GHANEKAR, A.R., BASARKAR, C.D. & NIMBKAR, N. 1992. Potential and practice relating to sorghum as a source of sugar in parts of India. In: GOMEZ, M.I., HOUSE, L.R., ROONEY, L.W. & DENDY, D.A.V. (Eds) *Utilization of Sorghum and Millets. International Crops Research Institute for the Semi-Arid Tropics*. 1992. 139-142. Patancheru, A. P. 506 324, India.
- KHAN, Z.R. 1997. A review of entomological techniques and methods used to determine mechanisms and bases of stem borer resistance in maize. In: Mihm, J.A. (Ed.) *Insect resistant maize: Recent advances and utilization. Proceedings of an International Symposium held at the International Maize and Wheat Improvement Centre (CIMMYT)*. 27 November-03 December 1994, CIMMYT, Mexico.
- KHAN, Z.R., PICKETT, J.A., VAN DEN BERG, J., WADHAMS, L.J. & WOODCOCK, C.M. 2000. Exploiting chemical ecology and species diversity: stem borer and striga control for maize and sorghum in Africa. *Pest Management Science* **56**: 957-962.
- KHAN, Z.R., CHILISWA, P., AMPONG-NYARKO, K., SMART, L.E., POLASZEK, A., WANDERA, J. & MULAA, M.A. 1997. Utilization of wild gramineous plants for management of cereal stemborers in Africa. *Insect Science and its Application* **17**: 143-150.
- KUMAR, H. 1997. An overview of research on mechanisms of resistance in maize to spotted stem borer. In: MIHM, J.A. (Ed.) *Insect resistant maize: Recent advances and utilization. Proceedings of an International Symposium held at the International Maize and Wheat Improvement Centre (CIMMYT)*. 27 November-03 December 1994, CIMMYT, Mexico.
- POLASZEK, A. & KHAN, Z.R. 1998. Host plants. In: POLASZEK, A. (Ed.) *African Cereal Stem Borers: Economic Importance, Taxonomy, Natural Enemies and Control*. 3-10. CAB International, Entomology Department, The Natural History Museum, London.

- SAJJAN, S.S. & SEKHON, S.S. 1992. Cumulative effect of antibiosis in maize of *Chilo partellus* (Swinhoe) (Lepidoptera: Pyralidae). *Journal of Entomological Research* **16**: 262-266.
- SCHAFFERT, R.E. 1992. Sweet sorghum substrate for industrial alcohol. In: Gomez, M.I., HOUSE, L.R., ROONEY, L.W. & DENDY, D.A.V. (Eds) *Utilization of Sorghum and Millets. International Crops Research Institute for the Semi-Arid Tropics*. 1992. 131-137. Patancheru, A.P. 506 324, India.
- SCHAFFERT, R.E. & GOURLEY, L.M. 1982. Sorghum as an energy source. In: HOUSE, L.R., MUGHOGHO, L.K., PEACOCK, J.M. & MERTIN, J.V. (Eds) *Sorghum in the Eighties. Proceedings of the International Symposium on Sorghum*. 2-7 November 1981, ICRISAT. 605-623. Patancheru, A. P., India.
- SHARMA, V.K. & CHATTERJI, S.M. 1971. Survival and development of *Chilo zonellus* (Swinn.) on some selected germplasm of maize under laboratory conditions. *Indian Journal of Entomology* **33**: 384-395.
- VAN DEN BERG, J. & VAN DER WESTHUIZEN, M.C. 1997. *Chilo partellus* (Lepidoptera: Pyralidae) moth and larval response to levels of antixenosis and antibiosis in sorghum inbred lines under laboratory conditions. *Bulletin of Entomological Research* **87**: 541-545.
- VAN RENSBURG, J.B.J. & MALAN, C. 1990. Resistance of maize genotypes to maize stalk borer, *Busseola fusca* (Fuller) (Lepidoptera: Noctuidae). *Journal of Entomological Society of Southern Africa* **53**: 49-55.
- VAN RENSBURG, J.B.J. & VAN DEN BERG, J. 1990. Host plant preference by the maize stalk borer, *Busseola fusca* (Fuller) (Lepidoptera: Noctuidae). *South African Journal of Plant and Soil* **7**: 117-120.
- WAHL, R.O. 1926. The maize stalk-borer. Farming in South Africa. Potchefstroom.

Table 1. Number of surviving larvae and mean larval mass of *Busseola fusca* larvae recovered 10 days after inoculation on local sweet sorghum landraces. (Mean \pm S.D.).

1998/1999 season			1999/2000 season		
Local landrace	Number of larvae per plant	Mean larval mass (mg)	Local landrace	Number of larvae per plant	Mean larval mass (mg)
Hlopha	10.44 \pm 1.55 cde	1.80 \pm 0.16 a	Maatla	3.65 \pm 0.77 a	0.67 \pm 0.09 a
SA4481	5.50 \pm 1.95 a	2.14 \pm 0.14 ab	Mariri	5.80 \pm 0.43 bcd	0.67 \pm 0.20 a
Mariri	5.75 \pm 0.35 a	2.21 \pm 0.21 abc	Khukhunas	4.85 \pm 1.18 abcd	0.68 \pm 0.11 a
Thethekhubesdu	10.75 \pm 3.01 cde	2.37 \pm 0.17 bcd	Monamosa	4.05 \pm 1.19 abc	0.70 \pm 0.08 a
Khukhunas	6.94 \pm 4.25 ab	2.39 \pm 0.39 bcd	SA4479	5.85 \pm 0.90 bcd	0.70 \pm 0.08 a
Samahose	9.69 \pm 2.51 bcd	2.51 \pm 0.23 bcde	Marega	5.79 \pm 1.54 bcd	0.75 \pm 0.15 ab
Bigred	10.00 \pm 2.59 bcd	2.64 \pm 0.66 cde	Bigred	5.75 \pm 0.84 bcd	0.75 \pm 0.09 ab
SA4479	10.69 \pm 1.07 cde	2.75 \pm 0.40 def	Hlopha	6.35 \pm 1.75 bcd	0.80 \pm 0.15 ab
Pateletso	13.13 \pm 3.26 e	2.91 \pm 0.49 ef	Thethekhubesdu	5.70 \pm 1.10 bcd	0.81 \pm 0.09 ab
SA4482	11.25 \pm 2.25 cde	3.14 \pm 0.30 ef	Pateletso	6.30 \pm 1.65 cd	0.81 \pm 0.11 ab
SA4487	12.13 \pm 1.55 de	3.16 \pm 0.26 ef	SA4482	5.05 \pm 1.57 abcd	0.85 \pm 0.13 bc
Marega	8.44 \pm 1.03 abc	3.21 \pm 0.56 ef	SA4492	6.30 \pm 1.44 cd	0.86 \pm 0.16 bcd
Motale	12.25 \pm 0.00 de	3.79 \pm 0.00 f	SA4481	5.05 \pm 1.08 abcd	0.86 \pm 0.11 cd
			SA4491	4.90 \pm 1.06 abc	0.90 \pm 0.20 cde
			SA 4490	5.95 \pm 1.10 cd	1.00 \pm 0.11 de
			SA 4487	6.85 \pm 1.41 d	1.01 \pm 0.12 de
			Samahose	6.45 \pm 1.69 cd	1.03 \pm 0.16 e

Means within columns followed by the same letter do not differ significantly at $P > 0.05$ (LSD).

Table 2. Number of surviving larvae and mean larval mass of *Chilo partellus* larvae recovered 10 days after inoculation on local sweet sorghum landraces. (Mean \pm S.D.).

1998/1999 season			1999/2000 season		
Local landrace	Number of larvae per plant	Mean larval mass (mg)	Local land race	Number of larvae per plant	Mean larval mass (mg)
Mariri	7.56 \pm 1.71 abcd	0.45 \pm 0.01 a	Maatla	6.05 \pm 1.49 abcd	0.45 \pm 0.07 a
SA 4481	8.06 \pm 3.07 bcde	0.55 \pm 0.14 ab	Monamosa	6.15 \pm 2.22 abcd	0.49 \pm 0.05 ab
Maatla	5.56 \pm 2.69 ab	0.58 \pm 0.10 abc	Mariri	6.50 \pm 1.16 abcd	0.50 \pm 0.09 abc
Khukhunus	10.13 \pm 1.36 cdef	0.63 \pm 0.90 bcd	SA 4491	7.60 \pm 0.25 d	0.52 \pm 0.07 abcd
SA 4479	7.31 \pm 2.29 abcd	0.63 \pm 0.18 bcd	Marega	5.35 \pm 1.61 ab	0.52 \pm 0.10 abcd
Hlopha	9.25 \pm 1.14 cdef	0.65 \pm 0.20 bcd	SA 4490	6.50 \pm 0.66 abcd	0.53 \pm 0.05 abcde
Pateletso	11.38 \pm 5.37 ef	0.65 \pm 0.01 bcd	SA 4492	7.25 \pm 0.66 bcd	0.54 \pm 0.05 abcdef
Bigred	11.88 \pm 5.37 f	0.66 \pm 0.30 bcd	Samahose	7.47 \pm 2.00 cd	0.56 \pm 0.08 abcde
Marega	9.75 \pm 2.97 cdef	0.66 \pm 0.21 bcd	Hlopha	5.70 \pm 0.43 abcd	0.59 \pm 0.04 bcdef
SA 4490	7.13 \pm 2.33 abcd	0.67 \pm 0.13 bcd	SA 4482	6.45 \pm 0.64 abcd	0.61 \pm 0.07 bcdef
Monamosa	7.19 \pm 1.46 abcd	0.68 \pm 0.08 bcde	SA 4487	6.65 \pm 1.82 abcd	0.61 \pm 0.14 cdef
SA 4482	10.38 \pm 1.33 def	0.69 \pm 0.14 cde	SA 4481	4.95 \pm 1.40 a	0.62 \pm 0.09 cdef
SA 4491	9.75 \pm 0.00 cdef	0.69 \pm 0.00 bcde	SA 4479	5.20 \pm 1.51 a	0.64 \pm 0.13 def
Thethekhubesdu	8.94 \pm 1.48 bcdef	0.71 \pm 0.08 cde	Khukhunus	4.95 \pm 0.74 a	0.65 \pm 0.06 efg
SA 4487	6.88 \pm 1.27 abc	0.72 \pm 0.04 de	Thethekhubesdu	6.20 \pm 1.21 abcd	0.69 \pm 0.08 fg
SA 4492	4.44 \pm 1.01 a	0.74 \pm 0.04 de	Bigred	5.45 \pm 0.30 abc	0.77 \pm 0.04 g
Motale	10.00 \pm 0.00 cdef	0.89 \pm 0.00 ef	Pateletso	7.20 \pm 2.22 bcd	0.78 \pm 0.23 g
Samahose	7.13 \pm 2.39 abcd	0.94 \pm 0.16 f			

Means within columns followed by the same letter do not differ significantly at $P > 0.05$ (LSD).

Table 3. Oviposition preference of *Chilo partellus* for maize and sweet sorghum landraces in two-choice tests. (Mean± S.D.).

Host plant	Mean number of eggs/plant	Mean number of egg batches/plant	Mean number of eggs/batch
SA4481	136.17±131.60a	45.41±29.88a	2.67±2.34a
Maize	135.00±85.87a	41.28±26.20a	2.67±1.63a
Pateletso	109.67±95.59a	36.07±37.78a	2.83±2.32a
Maize	195.33±223.18a	26.83±7.68a	6.67±6.02a

Means within columns for each two-choice test followed by the same letter do not differ significantly at $P < 0.05$ (LSD).

Table 4. Oviposition preference of *Busseola fusca* for maize and sweet sorghum landraces in two-choice tests. (Mean± S.D.).

Host plant	Mean number of eggs/plant	Mean number of egg batches/plant	Mean number of eggs/batch
SA4481	3.75±7.50a	0.25±0.50a	3.75±7.50a
Maize	30.75±20.42b	2.25±1.26b	12.88±6.20b
Pateletso	5.25±10.50a	0.25±0.5a	5.25±10.50a
Maize	90.56±67.89b	3.75±2.63b	29.96±34.21b

Means within columns for each two-choice test followed by the same letter do not differ significantly at $P < 0.05$ (LSD).

Table 5. Oviposition preference of *Chilo partellus* for sweet sorghum landraces in a multiple-choice test. (Mean± S.D.).

Host plant	Mean number of eggs/plant	Mean number of egg batches/plant	Mean number of eggs/batch
SA4479	174.67±63.86a	6.33±2.88a	28.95±7.92ab
Motale	237.50±171.86a	6.50±5.28a	39.17±14.98ab
Mariri	242.50±198.72a	6.33±5.20a	42.61±12.38b
Maatla	254.00±173.16a	6.17±4.12a	43.49±19.49b
Pateletso	290.00±216.45ab	10.00±7.56ab	24.95±6.66a
SA4481	526.67±307.51b	15.33±8.24b	32.26±5.35ab

Means within columns for each multiple-choice test followed by the same letter do not differ significantly at $P < 0.05$ (LSD).

Table 6. Oviposition preference of *Busseola fusca* for sweet sorghum landraces in a multiple-choice test (Mean± S.D.).

Host plant	Mean number of eggs/plant	Mean number of egg batches/plant	Mean number of eggs/batch
Maatla	181.17±154.75a	4.67±3.20a	36.25±12.69a
Mariri	242.83±248.00a	5.33±3.32a	38.58±20.92a
Motale	267.83±234.17a	5.00±3.63a	50.61±22.56ab
SA4481	339.83±177.13a	6.00±4.10a	68.34±29.45b
SA4479	348.00±171.72a	6.33±2.34a	53.66±11.74ab
Pateletso	383.83±237.69a	6.17±2.71a	58.41±20.30ab

Means within columns for each multiple-choice test followed by the same letter do not differ significantly at $P < 0.05$ (LSD).



Fig. 1. Screening sweet sorghum landraces for resistance to *Chilo partellus* and *Busseola fusca*.

CHAPTER 8

Field evaluation of forage sorghum (*Sorghum bicolor* x *S. sudanensis*) and *Pennisetum purpureum* (Napier grass) as trap crops in a habitat management system

ABSTRACT

The stem borers *Busseola fusca* Fuller (Lepidoptera: Noctuidae) and *Chilo partellus* (Swinhoe) (Lepidoptera: Crambidae) are the most serious pests of maize in South Africa. The use of wild grasses as trap crops for stem borers is an economical way of controlling stem borers for resource-poor farmers. To evaluate the role of forage sorghum and Napier grass trap crops in the control of stem borers, a field trial with maize was conducted. Control and Maize blocks in which forage sorghum was evaluated as a trap crop was replicated three times. Maize blocks not surrounded by a trap crop, were compared to that in a maize block surrounded by forage sorghum or Napier grass. In each block approximately 2000 plants were examined for whorl damage and dead heart symptoms at 4, 7 and 9 weeks after emergence. The data, collected over time, presented the cumulative damage and spatial distribution of stem borers in the fields. The incidence of whorl damage and dead heart symptoms increased over time in maize plots. The incidence of whorl damage and dead heart symptoms in maize plots surrounded by forage sorghum was similar to that in maize mono-cropped plots. This was ascribed to larval migration from forage sorghum to maize and to possible re-infestation by moths that completed their life cycle on sorghum. No significant differences were observed between number of ears per plant, percentage damaged ears per hectare and yield per hectare between maize plots surrounded by forage sorghum and maize mono-crop. Percentage damaged ears per hectare was higher, although not significant, on maize blocks surrounded by forage sorghum than that on maize mono-crop. The incidence of whorl damage and dead heart symptoms on the maize crop surrounded by Napier grass was lower than that on maize mono-crop while it was higher on maize with forage sorghum.

Key words: Forage sorghum, habitat management, Napier grass, stem borers, trap crop.

INTRODUCTION

The control of insects by trap cropping is a principle that has been known for centuries (Hokkanen 1991) and has been used in the control of pests with varying success (Hill & Mayo 1974). There are however, still few practical applications of trap cropping in modern agriculture (Mensah & Khan 1997).

In South Africa *Chilo partellus* (Swinhoe) (Lepidoptera: Crambidae) and *Busseola fusca* Fuller (Lepidoptera: Noctuidae) are stem borers of economic importance (Kfir 1997). These stem borers are a real cause for concern especially in the Limpopo Province where maize is grown widely by resource poor-farmers. Studies are underway to develop a low-cost pest management system for resource-poor farmers (Van den Berg *et al.* 2001). The aim is to develop a habitat management system in which indigenous grasses with economic importance are used as trap crops (Khan *et al.* 1997).

Pennisetum purpureum (Schumach) Napier grass and (*Sorghum vulgare* Pers. vars. *sudanense*) Sudan grass have been used as trap crops around maize in Kenya (Khan *et al.* 2000). Napier grass is known to be highly attractive to stem borer moths which oviposit on Napier grass instead of maize (Khan *et al.* 2000, Van den Berg *et al.* 2001). The use of trap crops around maize has also been suggested by Wall (1926) who suggested the use of sweet sorghum to trap *B. fusca*.

Apart from enhancing biological control, trap crops offer economic benefits as a result of reduced labour and pesticide use (Saxena *et al.* 1988, Hokkanen 1991). Pesticides have been used to a limited extent in trap cropping systems (Scholl & Medler 1947; Rust 1977). This is done by growing the trap crop around the main crop so that insect pests are concentrated on the trap crop where they may be destroyed by the pesticides (Scholl & Medler 1947, Rust 1977). However, this option may not be economically viable for use by resource-poor farmers. Hence the process of identification of trap crops which could be used as animal feed (Rust 1977; Khan *et al.* 1997, Khan *et al.* 2000) is currently taking place in South Africa.

A trap crop is usually planted earlier than the main crop and must be highly attractive to the insect pests to prevent economic damage on the main crop (Hill & Mayo 1974, Rust 1977). In such a habitat management system the diversity of natural enemies in the field is increased and biological control is enhanced (Landis *et al.*

2000). A study was conducted at the Agricultural Research Council-Grain Crops Institute in Potchefstroom (25° 09S, 28° 41E) to determine whether maize fields, surrounded by either of the two commercial fodder crops, forage sorghum or *Pennisetum purpureum* (Napier grass) would suffer less damage by stem borers compared to maize in a mono-crop system where these trap crops were not used.

MATERIAL AND METHODS

To evaluate the role of forage sorghum and Napier grass in the control of stem borers, a field trial with maize was conducted at the ARC-Grain Crops Institute in Potchefstroom. Stem borer infestation levels in a maize block not surrounded by a trap crop, was compared to that in a maize block surrounded by forage sorghum (Fig. 1) or Napier grass (Bana grass variety) (Fig. 2). There were three replicates for the mono-cropped maize block ($n = 3$) and the block surrounded by the forage sorghum. Due to lack of space in the field only one block of maize surrounded by Napier grass was established ($n = 1$) (Costat 1995). Each plot of maize (CRN 3414) was 35 m x 35 m with an inter-row spacing of 1 m and an intra-row spacing of 0.30 m, equivalent to a population of 34 000 plants/ha. Plots in which fodder sorghum was used were surrounded by three parallel rows of the trap crop. The distance from the trap crop to the inner row of maize was 1 m. The distance between each of the three parallel rows of trap crop was 0.5 m. The plot in which Napier grass was used was surrounded by two parallel rows of the trap crop. The space between rows of Napier grass was 0.75 m while distance between plants was 0.5 m. The control treatment (maize without a trap crop) was planted 10 m away from the plots surrounded by the trap crop. Spatial arrangement of plots is provided in Fig. 3. Trap crops were planted early September, two months prior to maize. This was done to ensure that forage sorghum and Napier grass were fully established and growing well at the time that maize was planted. Maize was planted in mid-November and natural infestation by stem borers was allowed to take place.

Sampling for stem borer damage was done in every second row in each plot. Non-destructive sampling technique was done in the field by examining plants four, seven and nine weeks after emergence of the maize crop. Each plant in the row was examined for dead heart symptoms or whorl damage caused by stem borer larvae.

Since the number of plants per row were known the position of each plant was noted and the damage at each sampling period was recorded for the same plants. Approximately 2000 plants were examined individually in each plot at each sampling date. Spatial distribution of maize plants with whorl damage and dead heart symptoms in control maize plots, and maize plots surrounded by sorghum and Napier grass were plotted using the COSTAT program (Costat 1995).

The incidence of plants with dead heart and whorl damage symptoms was determined and expressed as cumulative percentage damage over time.

The incidence of ear damage and yield were determined in the plots surrounded by forage sorghum and plots in which no trap crop was used. In each plots of maize three alternate inner rows were harvested separately as replicates. The number of ears damaged by borers was then calculated and expressed as a percentage of the total number of ears harvested.

Fifty stems of forage sorghum were selected randomly at each sampling date to determine stem borer infestation levels and species composition.

Differences between incidence of whorl damage, dead heart symptoms, yield, number of ears per plant and percentage damaged ears per hectare between maize plots surrounded by forage sorghum and the maize mono-crop was determined by means of t-tests.

RESULTS

Infestation by stem borers commenced four weeks after emergence (WAE) of the maize crop and the incidence of damage symptoms increased with time. No significant differences were found in the incidence of whorl damage (4WAE: $F = 4.45$, d.f. = 4, $P = 0.103$; 7WAE: $F = 2.40$, d.f. = 4, $P = 0.196$ and 9WAE: $F = 0.28$, d.f. = 4, $P = 0.281$) (Table 1) and dead heart symptoms (4WAE: $F = 5.21$, d.f. = 4, $P = 0.08$; 7WAE: $F = 3.70$, d.f. = 4, $P = 0.127$ and 9WAE: $F = 4.87$, d.f. = 4, $P = 0.09$) (Table 2) between maize plots surrounded by forage sorghum and maize mono-crop. Percentage stem borer infestation on forage sorghum was 90 % four and seven weeks after emergence and 96 % nine weeks after emergence. The stem borer species found on forage sorghum stems were *B. fusca* and *C. partellus*. *Busseola fusca* was the predominating species making up to 91 %, 100 % and 59 % of the population four, seven and nine weeks after emergence respectively.

The spatial and temporal distribution of plants exhibiting whorl damage symptoms in maize plots are presented (Figs 4 & 5). No significant differences were observed between number of ears per plant ($F = 0.72$, d.f. = 4, $P = 0.4531$), percentage damaged ears per hectare ($F = 3.58$, d.f. = 4, $P = 0.1313$) and yield per hectare ($F = 1.35$, d.f. = 4, $P = 0.3105$) between maize plots surrounded by forage sorghum and the maize mono-crop (Table 3).

The incidence of whorl damage and dead heart symptoms (Table 4) on maize crop surrounded by Napier grass was lower than that on maize mono-crop. The spatial distribution of plants exhibiting whorl damage (Fig. 6) and dead heart symptoms (Fig. 7) are compared.

DISCUSSION

Forage sorghum planted as a trap crop did not reduce stem borer infestation in maize. This is indicated by the absence of significant difference in whorl damage, dead heart symptoms and yield parameters measured between the blocks surrounded by forage sorghum and the blocks in which forage sorghum was not used as a trap crop. The high percentage of stem borer especially *B. fusca* infestation in forage sorghum stems was ascribed to higher incidence of stem borer infestation and high larval survival on this grass. The high numbers of *B. fusca* compared to *C. partellus* larvae found on this grass possibly suggest that more infestation on the grass and the maize fields might have been caused by *B. fusca*. *Sorghum vulgare sudanense* (Sudan grass), another popular trap crop known to support high larval survival may cause re-infestation of the maize field if the trap crop is not managed properly (Khan *et al.* 1997). Therefore, it is necessary to remove such a trap crop before the borers can develop into moths (Wahl 1926). Destruction by timely cutting away of the trap crop may help lessen the attack by insect pest on the main crop (Martin 1948). Khan *et al.* (1997) suggested harvesting of Sudan grass at six weeks intervals in order to prevent the stem borers from completing their life cycle. In this study it can therefore be concluded that the moths which emerged from the forage sorghum stems may have moved to the maize field causing re-infestation and the high incidence of infestation in this treatment.

The incidence of dead heart symptoms on maize surrounded by forage sorghum may also have been intensified by the migration of late instar larvae from the grass to

maize. The movement of stalk borer larvae *Papaipema nebris* (Guenée) (Lepidoptera: Noctuidae) from grassy areas to adjacent maize rows was observed by Lasack & Pedigo (1986). The migration of the larvae to new plants was ascribed to the small stems of the grasses which could not accommodate a mature larvae (Bowden 1976, Lasack & Pedigo 1986). Pupal cases observed in the stems of forage sorghum indicated that some stems of this grass were thick enough to enable the stem borers to reach maturity (Ingram 1958). The results possibly suggest that forage sorghum plants with thick stems acted as a reservoir for stem borers larvae which later left the grass and attacked the maize crops. In contrast Sudan grass which supported high larval survival at an equal rate as maize significantly reduced stem borer infestation in maize fields in Kenya (Khan *et al.* 1997, Khan *et al.* 2000). This was ascribed to the ability of this grass to attract natural enemies thereby enhancing naturally occurring biological control of stem borers (Khan *et al.* 1997, Khan *et al.* 2000).

The plots in which Napier grass was used as a trap crop was not replicated and therefore no valid conclusions could be made. However, the incidence of stem borer infested plants in this plot was lower than on the plots without trap crops. Similar results were reported by Khan *et al.* (1997), Khan *et al.* (2000) and Kfir *et al.* (2002). Laboratory studies on ovipositional preference by Van Rensburg and Van den Berg (1990) also showed that some wild host plants could be preferred for oviposition in the presence of crops such as maize. The low level of stem borer infestation observed on Napier grass could be ascribed to larval antixenosis by first instar larvae at the feeding site. Khan *et al.* (2000) reported that poor survival of first instars on the Napier grass was caused by a gummy substance produced by the plant in reaction to penetration by the larvae.

In this study, maize plots surrounded by forage sorghum had low maize crop yields while it can be tentatively concluded that Napier grass reduced population of stem borers and caused a significant increase in the maize crop yields. While forage sorghum failed to reduce stem borer infestation in the maize field this study indicated that Napier grass holds promise as a trap crop.

REFERENCE

- BOWDEN, J. 1976. Stem borer ecology and strategy for control. *Annals of Applied Biology* **84**: 107-134.
- COSTAT 1995. CoHort Software. Minneapolis, MN, 55419, U.S.A.
- HILL, R.E. & MAYO, Z.B. 1974. Trap-corn to control corn rootworms. *Journal of Economic Entomology* **67**: 748-750.
- HOKKANEN, H.M.T. 1991. Trap cropping in pest management. *Annual Review of Entomology* **36**: 119-38.
- INGRAM W.R. 1958. The lepidopterous stalk borers associated with Gramineae in Uganda. *Bulletin of Entomological Research*. **68**: 471-488.
- KFIR, R. 1997. Competitive displacement of *Busseola fusca* (Lepidoptera: Noctuidae) by *Chilo partellus* (Lepidoptera: Pyralidae). *Annals of the Entomological Society of America* **90**: 619-624.
- KFIR, R., OVERHOLT, W.A., KHAN, Z.R. & POLASZEK, A. 2002. Biology and management of economically important Lepidopteran cereal stem borers in Africa. *Annual Review of Entomology* **47**: 701-731.
- KHAN, Z.R., PICKETT, J.A., VAN DEN BERG, J., WADHAMS, L.J. & WOODCOCK, C.M. 2000. Exploiting chemical ecology and species diversity: stem borer and striga control for maize and sorghum in Africa. *Pest Management Science* **56**: 957-962.
- KHAN, Z.R., CHILISWA, P., AMPONG-NYARKO, K., SMART, L.E., POLASZEK, A., WANDERA, J. & MULAA, M.A. 1997. Utilization of wild gramineous plants for management of cereal stemborers in Africa. *Insect Science and its Application* **17**: 143-150.
- LANDIS, D.A., WRATTEN, S.D. & GURR, G.M. 2000. Habitat management to conserve natural enemies of arthropod pests in agriculture. *Annual Review of Entomology* **45**: 175-201.
- LASACK, P.M. & PEDIGO, L.P. 1986. Movement of stalk borer larvae (Lepidoptera: Noctuidae) from noncrop areas into corn. *Journal of Economic Entomology* **79**: 1697-1702.
- MARTIN, H. 1948. *The Scientific Principle of Plant Protection with Special Reference to Chemical Control*. Edward Arnold & Co, London.

- MENSAH, R.K. & KHAN, M. 1997. Use of *Medicago sativa* (L.) interplanting/trap crops in the management of the green mirid, *Creontiades dilutus* (Stål) in commercial cotton in Australia. *International Journal of Pest Management* **43**: 197-202.
- RUST, R.W. 1977. Evaluation of trap crop procedures for control of Mexican bean beetle in Soybeans and Lima beans. *Journal of Economic Entomology* **70**: 630-632.
- SAXENA, R.C., JUSTO, H.D. & PALANGINAN, E.L. 1988. Trap crop for *Nephotettix virescens* (Homoptera: Cicadellidae) and Tungro management in rice. *Journal of Economic Entomology* **81**: 1485-1488.
- SCHOLL, J.M. & MEDLER, J.T. 1947. Trap strips to control insects affecting alfalfa seed production. *Journal of Economic Entomology* **40**: 448-450.
- VAN DEN BERG, J., REBE, M., DE BRUYN, J. & VAN HAMBURG, H. 2001. Developing habitat management systems for graminaceous stem borers in South Africa. *Insect Science and its Application* **21**: 381-388.
- VAN RENSBURG, J.B.J. & VAN DEN BERG, J. 1990. Host plant preference by maize stalk borer, *Busseola fusca* (Fuller) (Lepidoptera: Noctuidae). *South African Journal of Plant and Soil* **7**: 117-120.
- WAHL, R.O. 1926. The maize stalk-borer. Farming in South Africa. Potchefstroom.

Table 1. Cumulative percentage (Mean±S.D.) whorl damage observed in maize plots surrounded by forage sorghum and control blocks of maize.

Sampling dates	Maize + forage sorghum	Maize control	Difference
4 WAE	10.39±1.67	6.39±2.82	4.00 ns
7 WAE	26.99±6.72	19.68±4.65	7.31 ns
9 WAE*	40.02±14.40	33.66±15.00	6.36 ns

ns = not significant. * = reflects total number of plants with leaf feeding damage.

Table 2. Cumulative percentage (Mean±S.D.) dead heart symptoms observed in maize plots surrounded by forage and control blocks of maize.

Sampling dates	Maize + forage sorghum	Maize control	Difference
4 WAE	0.94±0.31	0.36±0.31	0.58 ns
7 WAE	14.69±4.57	7.99±3.92	6.70 ns
9 WAE*	19.25±5.80	9.41±5.12	9.84 ns

ns = not significant. * = reflects total number of plants with dead heart symptoms.

Table 3. Yield and yield parameters (Mean±S.D.) of maize blocks surrounded by forage sorghum and maize blocks with no trap crop.

Yield parameters	Maize + forage sorghum	Maize control	Difference
Ear number/plant	2.83±0.22	3.27±0.87	0.44 ns
Damaged ears/ha (%)	8.03±3.58	3.90±1.22	4.13 ns
Tonnes/ha	5.81±2.28	7.60±1.36	1.8 ns

ns = not significant.

Table 4. Percentage (Mean±S.D.) whorl damage and dead heart on maize block surrounded by Napier grass and maize block with no trap crop.

Sampling dates	Maize + Napier grass	Maize control	Difference
9 WAE*	10.53	33.66	23.13
9 WAE**	1.13	9.41	8.28

* = whorl damage, ** = dead heart.



Fig. 1. A forage sorghum border around a maize plot.



Fig. 2. A Napier grass border around a maize plot.

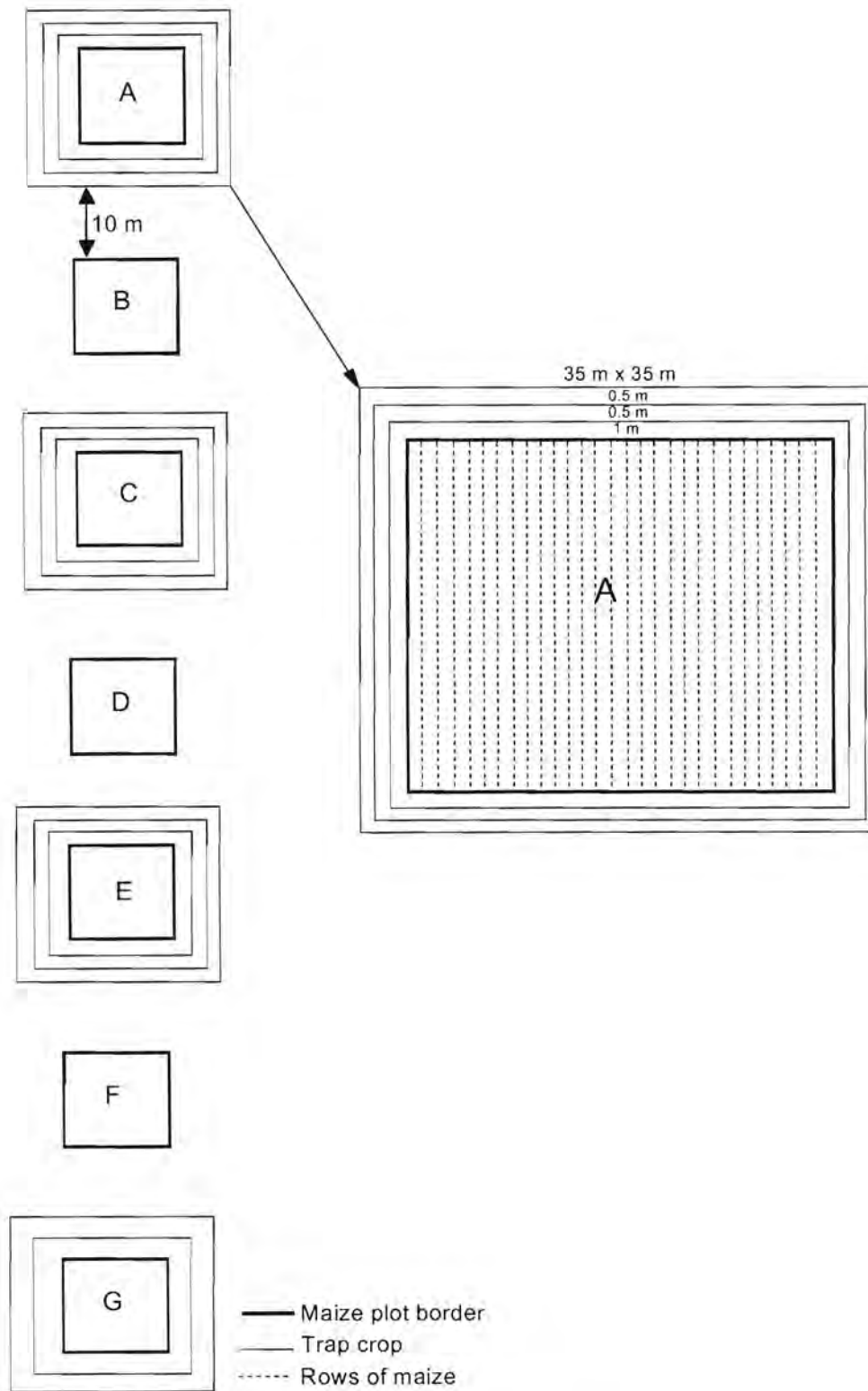


Fig. 3. Diagram showing spatial arrangement of plots in which forage sorghum and Napier grass were evaluated as trap crops for stem borers. A, C & E = maize blocks surrounded by forage sorghum; B, D, F = control plots; G = maize block surrounded by Napier grass.

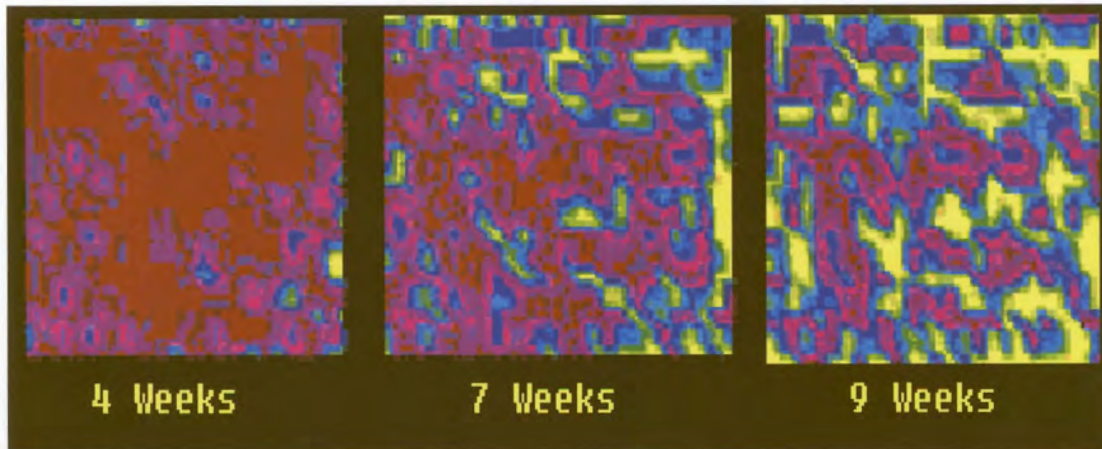


Fig. 4. Distribution of whorl damage symptoms in maize over time in blocks surrounded by forage sorghum. Yellow/pink/purple colours = area of damaged plants, reddish = area of undamaged plants.




Fig. 5. Distribution of whorl damage symptoms in maize over time in blocks not surrounded by a trap crop. Yellow/pink/purple colours = area of damaged plants, reddish = area of undamaged plants.



Fig. 6. Distribution of whorl damage in mono-cropped maize block and in maize blocks surrounded by forage sorghum and Napier grass (9 weeks after emergence). Yellow/pink/purple colours = area of damaged plants, reddish = area of undamaged plants.



Fig. 7. Distribution of dead hearts in mono-cropped maize block and in maize blocks surrounded by forage sorghum and Napier grass (9 weeks after emergence). Yellow/pink/purple colours = area of damaged plants, reddish = area of undamaged plants.

CHAPTER 9

SUMMARY

Destructive sampling surveys have shown that some grass species belonging to two families, Gramineae and Typhaceae, were host plants to one or more species of stem borers. Three species of stem borers, *Busseola fusca*, *Chilo partellus* and *Sesamia calamistis* were associated with one or more than two wild host plant species. During the survey *B. fusca* was found to be restricted to high altitudes while *C. partellus* and *S. calamistis* were found from low to high lying regions.

Colonisation of cultivated and wild host plants by stem borers was studied under field conditions. The stem borers of economic importance recorded on host plants were *C. partellus* and *B. fusca*. The populations of *S. calamistis* were insignificant hence this species was declared to be of no economic importance in the areas surveyed. The incidence of whorl damage, dead heart and stem damage observed indicated that all host plants were susceptible to stem borer attack. The high incidence of whorl and stem damage and the improved development of stem borers on cultivated crops than the grasses indicated that cultivated crops were more readily colonised by stem borers than the grasses.

There was a general preference of grasses for oviposition by *C. partellus* moths in the presence of crops such as maize and sorghum. However, the studies on larval preference have shown that these grasses may not be preferred by newly hatched larvae. As a result of the existing non-preference under field conditions larvae would climb off the plant in search of a suitable host plant. Since larval migration off a plant is considered a mortality factor the practical implications of this behaviour could have some added advantages for pest management in a habitat management system. Larvae would die without establishing on the crops.

Oviposition studies in the laboratory indicated that sweet sorghum varieties did not significantly attract oviposition by both *B. fusca* and *C. partellus* moths in the presence of maize to warrant their use as a trap crops around maize fields.

Larval weight, pupal weight, larval development, development time for pupae, development to adulthood and pupation of *C. partellus* were adversely affected when this pest fed on *H. tamba* and *P. purpureum*. This indicated that these grasses were non-suitable hosts for the development and survival of this pest compared to the crop

hosts. When used as trap crops for *C. partellus* it could be predicted that such grasses could cause a reduction in infestation in maize fields.

Two fodder grasses, forage sorghum and Napier grass were evaluated as trap crops under field conditions. While forage sorghum failed to reduce stem borer infestation in the maize field, infestation on maize monocrop was higher than that on maize crop surrounded by Napier grass. Therefore, further research is needed to investigate the suitability of forage sorghum for use as trap crop for stem borers

Sweet sorghum, forage sorghum and *H. tamba*, the latter which is too hard and unpalatable to be used as a grazing grass, are poor candidates for use as trap crops for stem borers compared to the Napier grass. The studies showed that *H. tamba* was better preferred for oviposition by *C. partellus* than the Napier grass and that both grasses did not favour survival of *C. partellus*. However, these results did not suggest that *H. tamba* is a suitable candidate for use as trap. Napier grass has a wide range of advantages and besides being grown as a trap crop for stem borers in maize fields it could be used by resource-poor farmers as fodder or grown to prevent soil erosion. While *H. tamba* is sometimes used as a thatching grass an activity which seems to be fast disappearing over time it is also too hard and unpalatable to be used as a grazing grass. Therefore, further research should focus on evaluating a grass species for use as trap crop that has a high possibility for being adopted in resource poor farming systems. However, in this regard Napier grass is a better candidate.