

REFERENCES

- ABE, S., 1997. *Neural Networks and Fuzzy Systems: Theory and Applications*. Massachusetts: Kluwer Academic Publishers.
- AL-ZUBAIDI, H., 1997. Assessing the Demand for Building Maintenance in a Major Hospital Complex. *Property Management*, Vol 15, No 3, p.173-183.
- ANDERSON, W.J., 1991. *Continuous-Time Markov Chains, An Application-Orientated Approach*. New York: Springer-Verlag.
- ASHWORTH, A., 1996. *Assessing the Life Expectancies of buildings and their Components in Life Cycle Costing*. Cobra '96, Royal Institution for Chartered Surveyors. [web page], http://www.rics.org/Management/Businessmanagement/Costmanagement/Costanalysis/Lifecyclecosting/assessing_life_expectancies_of_buildings_19960101.html. Date accessed: 05 November 2005.
- AUGENBROE, G., and PARK, C.S., 2002. *Towards a Maintenance Performance Toolkit for GSA*. Georgia Institute of Technology. [web page], <http://dcom.arch.gatech.edu/GSAToolkit/new/GSA%20Toolkit%20Report%20Maintenance.pdf>. Date accessed: 05 November 2005.
- BÄCK, T., FOGEL, B., and MICHALEWICZ, Z., Editors in Chief, 1997. *Handbook of Evolutionary Computation*. Oxford: Oxford University Press.
- BAGULEY, P., SHAIK, T., FRESCO, J., and STOCKTON, D. J., 2002. *Cost Modelling With Fuzzy Logic*. De Montfort University, The Gateway, Leicester.
- BOUSSABAIN, A.H., and ELHAG, T.M., 1997. *A Neurofuzzy Model for Predicting the Cost and Duration of Construction Projects*. Cobra '97, Royal Institution for Chartered Surveyors. [web page], <http://www.rics-foundation.org/publish/download.aspx?did=2399>. Date accessed: 05 November 2005.
- BRÉMAUD, P., 1999. *Markov Chains: Gibbs Fields, Monte Carlo Simulation, and Queues*. New York: Springer-Verlag.
- BRINK, A.B.A., 1979. *Engineering Geology of Southern Africa, Volume 1*, Pretoria: Building Publications.

BRITISH STANDARDS INSTITUTION, 1984. BS 3811: *British Standard Glossary of Maintenance Management Terms in Terotechnology*. British Standards Institution.

BRITISH STANDARDS INSTITUTION, 1986. BS 8210: *British Standard Guide to Building Maintenance Management*. British Standards Institution.

CAPITAL INVESTMENT MANUAL: BUSINESS CASE GUIDE, 1995. London: HMSO, p.37, [web page], http://www.dh.gov.uk/PublicationsAndStatistics/Publications/PublicationsPolicyAndGuidance/PublicationsPolicyAndGuidanceArticle/fs/en?CONTENT_ID=4119896&chk=ZZZYaj. Date accessed: 01 December 2005.

CHASE, S.B., and GÁSPÁR, L., 2000. “Modeling the Reduction in Load Capacity of Highway Bridges with Age.” *Journal of Bridge Engineering*. November 2000, p.331-336. [web page], <http://www.ce.cmu.edu/~hsm/im2004/readings/chase-gaspar-markov.pdf>. Date accessed: 05 November 2005.

CHOWN, G.A., BROWN W.C., KYLE, B.R., LACASSE, M.A., and VANIER, D.J., 1996. *Applying Service Life and Asset Management Techniques to Roofing Systems*. Sustainable Low-Slope Roofing Workshop, Oak Ridge, Tennessee, 9-10 October 1996. [web page], http://tech-env.com/service_life.html. Date accessed: 05 November 2005.

COOMBES, P.J., MICEVSKI, T., and KUCZERA, G., 2002. “Deterioration, Depreciation and Serviceability of Stormwater Pipes.” Stormwater Industry Association 2002 Conference on Urban Stormwater Management, Orange NSW, Australia, 23-24 April 2002. [web page], <http://www.eng.newcastle.edu.au/~cegak/Coombes/Assetmanagement.pdf>. Date accessed: 20 November 2005.

COUNCIL FOR SCIENTIFIC AND INDUSTRIAL RESEARCH, 1985. *Technical Recommendations for Highways, TRH4:1985, Structural Design of Interurban and Rural Road Pavements*. Pretoria: Council for Scientific and Industrial Research.

DAVISON, A.C., and HINKLEY, D.V., 1999. *Bootstrap methods and their applications*. Cambridge: Cambridge University Press.

DESIGN BRIEF WORKING GROUP, Richard Burton (Chairman), 2002. “Advice to trusts on the main components of the design brief for healthcare buildings.” NHS Estates, Department of Health, July 2002. [web page], <http://www.dh.gov.uk/PublicationsAndStatistics/Publications/Publications>

PolicyAndGuidance/PublicationsPolicyAndGuidanceArticle/fs/en?CONTENT_ID=4122634&chk=FTX/qg. Date accessed: 01 December 2005.

DURANGO P. and MADANAT S., 2002. “Optimal Maintenance and Repair Policies for Infrastructure Facilities under Uncertain Deterioration Rates: An Adaptive Control Approach”, *Transportation Research*, Part A, Vol. 36, No. 9, Elsevier Science, 2002, p.763–778. [web page], <http://www.ce.berkeley.edu/trans/Madanat/>. Date accessed: 20 November 2005.

ELLIOT, R.J., AGGOUN, L., and MOORE, J.B., 1995. *Hidden Markov Models, Estimation and Control*. New York: Springer-Verlag.

EUROPEAN COMMISSION, 2004. *Durability and the Construction Products Directive, Guidance Paper F*. Revision December 2004. Brussels, Belgium: European Commission. [web page] <http://www.be.no/beweb/prodfor/produkt/GP/GPF.pdf>. Date accessed 05 November 2005.

EUROPEAN ORGANISATION FOR TECHNICAL APPROVALS (EOTA), 1999. *Assumption of working life of construction products in Guidelines for European Technical Approval*. Guidance Document 002, December 1999 Edition. European Technical Approvals and Harmonized Standards. [web page], <http://www.eota.be/pdf/gd002.pdf>. Date accessed: 05 November 2005.

HÄGGSTRÖM, O., 2002. *Finite Markov Chains and Algorithmic Applications*. Cambridge: University Press.

HAPM's TECHNICAL AUDIT UNIT, 1995. *Lifespans of Building Components*. Technical Note 6, June 1995. [web page], <http://www.hapm.co.uk/technotes/technote6.htm>. Date accessed: 05 November 2005.

HARVEY, N., 2001. *Life Expectancy of Building Components, Surveyors' Experiences of buildings in Use, A Practical Guide*. London: Royal Institution of Chartered Surveyors.

HASSANAIN, M.A., FROESE, T.M., and VANIER, D.J., 2003. *Implementation of a distributed, model-based integrated asset management system*. National Research Council Canada. NRCC-46394. Canada. [web page], <http://irc.nrc-cnrc.gc.ca/fulltext/nrcc46394/nrcc46394.pdf>. Date accessed: 05 November 2005.

HASSANAIN, M.A., FROESE, T.M., and VANIER, D.J., 1999. “Information Analysis for Roofing Systems Maintenance Management Integrated System.” *8th International Conference on Durability of*

Building Materials and Components, Vancouver, Canada, 30 May - 3 June 1999 [web page], http://www.civil.ubc.ca/~tfroese/pubs/hassanain99a_roofing/hassanain99a_roofing.pdf. Date accessed: 05 November 2005.

HECKROODT, R.O., 2002. *Guide to Deterioration and Failure of Building Materials*. London: Thomas Telford.

HÖVDE, P.J., and MOSER, K., 2004. *State of the Art Reports, CIB W080 / RILEM 175-SLM Service Life Methodologies Prediction of Service Life for Buildings and Components*, CIB Report, Publication 294, March 2004. International Council for Research and Innovation in Building and Construction. [web page], <http://www.cibworld.nl>. Date accessed: 05 November 2005.

INTERNATIONAL COUNCIL FOR RESEARCH AND INNOVATION IN BUILDING AND CONSTRUCTION, 1999. *Agenda 21 on Sustainable Construction*. CIB Report Publication 237, July 1999. Rotterdam: International Council for Research and Innovation in Building and Construction. [web page], <http://www.cibworld.nl>. Date accessed: 05 November 2005.

INTERNATIONAL ORGANIZATION FOR STANDARDIZATION, 1984. ISO 6241, *Performance Standards in Building – Principles for their preparation and factors to be considered*, Geneva, Switzerland: International Organization for Standardization.

INTERNATIONAL ORGANIZATION FOR STANDARDIZATION, 2000. ISO 15686-1, *Buildings and constructed assets - Service life planning - Part 1: General principles*, Geneva, Switzerland: International Organization for Standardization.

INTERNATIONAL ORGANIZATION FOR STANDARDIZATION, 2001. ISO 15686-2, *Building and Construction Assets - Service Life Planning - Part 2: Service Life Prediction Procedures*, Geneva, Switzerland: International Organization for Standardization.

INFRASTRUCTURE CANADA, 2002a. *Developing Levels of Service, A Best Practice, National Guide to Sustainable Municipal Infrastructure*, Issue No 1.0., 2002. Canada. [web page], http://www.infraguide.ca/bestPractices/PublishedBP_e.asp#dmip. Date accessed: 05 November 2005.

INFRASTRUCTURE CANADA, 2002b. *Planning and Defining Municipal Infrastructure Needs, National Guide to Sustainable Municipal Infrastructure*, Issue No 1.0. 2002. Canada. [web page], http://www.infraguide.ca/bestPractices/PublishedBP_e.asp#dmip. Date accessed: 05 November 2005.

JANSSEN, J., and LIMNIOS, N., 1999. *Semi-Markov Models and Applications*. Dordrecht: Kluwer Academic Publishers.

JERNBERG, P., LACASSE, M. A., HAAGENRUD, S. E., and SJÖSTRÖM, C., 2004. *Guide and Bibliography to Service Life and Durability Research for Building Materials and Components*, Joint CIB W80 / RILEM TC 140 – TSL Committee on Service Life of Building Materials and Components, CIB Report, Publication 295. March 2004. International Council for Research and Innovation in Building and Construction. [web page], <http://www.cibworld.nl>. Date accessed: 05 November 2005.

KIRKHAM, R.J., ALISA, M., Da SILVA, A.P., GRINDLEY T., and BRØNDSTED, J., 2004a. "Eurolifeform: An Integrated Probabilistic Whole Life Cycle Cost and Performance Model for Buildings and Civil Infrastructure." *COBRA 2004, The international construction research conference of the Royal Institution of Chartered Surveyors*, Leeds Metropolitan University, 7-8 September 2004. [web page], <http://www.rics-foundation.org/publish/download.aspx?did=3282>. Date accessed: 05 November 2005.

KIRKHAM, R.J., ALISA, M., Da SILVA, A.P., GRINDLEY, T., and BRØNDSTED, J., 2004b. Rethinking Whole Life Cycle Cost Based Design Decision-Making, *The Association of Researchers in Construction Management ARCOM 20th Annual Conference and Annual General Meeting*, The Harriot-Watt University, Edinburgh, UK, 1-3 September 2004. [web page], <http://eurolifeform.teknologisk.dk/>. Date accessed: 12 August 2006.

KIRKHAM, R. J., and BOUSSABAIN, A. H., 2005. Forecasting the residual service life of NHS hospital buildings: a stochastic approach. *Construction Management and Economics*, June 2005, Vol 23, p.521–529.

KLEINER, Y., 2001. "Scheduling Inspection and Renewal of Large Infrastructure Assets." *Journal of Infrastructure Systems*, Vol 7, No. 4, 01 December 2001, p.136-143. (NRCC-44298). [web page], <http://irc.nrc-cnrc.gc.ca/fulltext/nrcc44298/>. Date accessed: 05 November 2005.

KLEINER, Y., RAJANI, B.B., and SADIQ, R., 2005. "Application of a fuzzy Markov model to plan the renewal of large-diameter buried pipes: a case study," *Computer and Control in the Water Industry (CCWI)*, Exeter, UK, September 05, 2005, p.1-6, (NRCC-48348). [web page], <http://irc.nrc-cnrc.gc.ca/fulltext/nrcc48348/>. Date accessed: 05 November 2005.

KYLE, B.R., VANIER, D.J., and LOUNIS, Z., 2002a. "The BELCAM Project: A Summary of Three Years of Research in Service Life Prediction and Information Technology." Proc. *9th International Conference on Durability of Building Materials and Components*. Brisbane. [web page], <http://irc.nrc-cnrc.gc.ca/fulltext/nrcc45189/>. Date accessed: 05 November 2005.

KYLE, B.R., VANIER, D.J., KOSOVAC, B., FROESE, T.M., and LOUNIS, Z., 2002b. "Visualizer: An Interactive, Graphical, Decision-Support Tool for Service Life Prediction for Asset Managers, NRCC-45198." Proc. *9th International Conference on Durability of Building Materials and Components*, Brisbane, Australia, March 17-20, 2002, Paper 183, p.1-9. [web page], <http://irc.nrc-cnrc.gc.ca/fulltext/nrcc45198/>. Date accessed: 05 November 2005.

LAIR, J., and CHEVALIER J-L., 2001. "Operational Methods For Implementing Durability In Service Life Planning Frameworks." *CIB World Building Congress*, April 2001. Wellington, New Zealand. [web page], <http://portal.tee.gr/pls/portal/url/ITEM/D8F182C36D7A4490E0340003BA2D133C>. Date accessed: 05 November 2005.

LEE, R., 1981. *Building Maintenance Management*. Second Edition. London: Granada.

LIANG, M.T., WANG, H.D., and WU, J.H., 2001. "Multiple Objective and Span Evaluation Method for Damage Grade of Existing Reinforced Concrete Bridges." *Journal of Marine Science and Technology*, Vol. 9, No. 2, p.133-144. [web page], <http://ind.ntou.edu.tw/~jmst/9-2/133-144.pdf>. Date accessed: 30 November 2005.

LOUNIS, Z., MARTIN-PEREZ, B., and HUNAIDI, O., 2001. "Decision support tools for life prediction and rehabilitation of concrete bridge decks. NRCC-45159." *Supersized Session on Asset Management, APWA International Public Work Congress*, Philadelphia, PA., Sept. 8, 2001, p.67-77. [web page], <http://irc.nrc-cnrc.gc.ca/fulltext/nrcc45159/>. Date accessed: 05 November 2005.

LOUNIS, Z., LACASSE, M.A., VANIER, D.J., and KYLE, B.R., 1998a. *Towards Standardization of Service Life Prediction of Roofing Membranes*. In: Wallace, T. J., and Rossiter, W.J. Jr., eds, *Roofing Research and Standards Development*, 4th Volume, ASTM STP 1349. American Society for Testing and Materials. [web page], <http://www.nrc.ca/irc/fulltext/nrcc42034.pdf>. Date accessed: 05 November 2005.

LOUNIS, Z., VANIER, D., LACASSE, M., and KYLE, B., 1998b. “Effective Decision-Making Tools for Roofing Maintenance Management.” Originally published in the *Proceedings of the First International Conference on New Information Technologies for Decision Making in Construction*, Miresco, E.T. ed., Montreal, Canada, 1998, p.425-436. [web page], <http://www.nrc.ca/irc/fulltext/nrcc42831.pdf>. Date accessed: 05 November 2005.

LOUNIS, Z., and VANIER, D. J., 2000. “A Multi-objective and Stochastic System for Building Maintenance Management.” *Computer-Aided Civil and Infrastructure Engineering*, Volume 15, Issue 5, September 2000, p.320 - 329. [web page], <http://irc.nrc-cnrc.gc.ca/fulltext/nrcc43053/>. Date accessed: 05 November 2005.

LOUNIS, Z., and VANIER, D.J., 1998. “*Optimization of Bridge Maintenance Management Using Markovian Models*,” Institute for Research in Construction, National Research Council, Ottawa, Ontario, Canada, Originally published in the Proceedings of the International Conference on Short and Medium Span Bridges, 1998, Calgary, Alberta, Vol. 2, p.1045-1053. [web page], <http://www.nrc.ca/irc/fulltext/nrcc42829.pdf>. Date accessed: 19 November 2005.

LÜCKEN, T., and STRANGENBERG, F., 2003. “Analysis and Assessment of Deteriorating Concrete Bridges Using Fuzzy Set Theory.” *International Symposium on Non-Destructive Testing in Civil Engineering*. [web page], <http://www.ndt.net/article/ndtce03/papers/v045/v045.htm>. Date accessed: 05 November 2005.

MADANAT, S., MISHALANI, R., and WAN IBRAHIM, W.H., 1995. “Estimation of Infrastructure Transition Probabilities from Condition Rating Data.” *Journal of Infrastructure Systems*, Vol. 1, No. 2, June 1995, p.120–125. [web page], <http://www.ce.berkeley.edu/trans/Madanat/>. Date accessed: 20 November 2005.

MADANAT, S., KARLAFTIS, M.G., and McCARTHY, P.S., 1997. “Probabilistic Infrastructure Deterioration Models with Panel Data.” *Journal of Infrastructure Systems*, Vol. 3, No. 1, March 1995, p.4–9. [web page], <http://www.ce.berkeley.edu/trans/Madanat/>. Date accessed: 20 November 2005.

MARTEINSSON, B., 2005. *Service Life Prediction in the Design of Buildings, A Development of the Factor Method*. Doctoral Thesis. Department of Technology and Built Environment, University of Gävle, Sweden. [web page], http://www.diva-portal.org/diva/getDocument?urn_nbn_se_kth_diva-201-2__fulltext.pdf. Date accessed: 05 November 2005.

Mc DULING, J.J., 2005. “The Risk of Inadequate Maintenance: Facilities.” *Healthcare Engineering in Southern Africa: “Back to Basics”: Quality, Safety & Standards*, SAFHE & CEASA National Biennial Conference & Exhibition, Sun City, South Africa, 13–15 April 2005.

Mc DULING, J.J., 2003a. “Forecasting the Consequences of Decisions in Maintenance Management.” *ICAMM 2003 International Conference on Asset and Maintenance Management*, University of Pretoria, 1-2 October 2003.

Mc DULING, J.J., 2003b. “Improved Service Delivery through the Establishment of Facility Management Units: A Case Study.” *International Facility Management Association World Workplace 2003 Conference*, Prague, Czech Republic, 11–13 May 2003.

Mc DULING, J.J., 2001. “Maintenance Management in the Public Sector.” *SAFHE and CEASA National Biennial Conference*, Sun City, South Africa, 3–5 October 2001.

Mc DULING, J.J., 2001. “Chapter 4: Building Condition Assessment, Chapter 5: Budgeting for Maintenance Work, and Chapter 6: Prioritising of Maintenance Work” in Cloete, C.E. (ed.) *Principles of Property Maintenance*, second edition, 2001, Pretoria: South African Property Education Trust

Mc DULING, J.J., 2000a. “Principles of a Building Maintenance Budgeting System Developed for the Provincial Government Sector in South Africa.” *CIB W70 Brisbane 2000 Symposium on Facilities Management and Asset Maintenance*, Brisbane, Australia, 15-17 November 2000.

Mc DULING, J.J., 2000b. *Principles of Condition Assessment, Budgeting and Prioritising for Building Maintenance Management*. Unpublished dissertation, M.Eng. (Structural Engineering). University of Pretoria.

Mc DULING, J.J., CLOETE, C.E., and HORAK, E., 2006. *The Application of Neuro-Fuzzy Methodology to Maintenance of Buildings*. 1st ICEC & IPMA Global Congress on Project Management and 5th World Congress on Cost Engineering, Project Management & Quantity Surveying, Ljubljana, Slovenia, 23 – 26 April 2006

Mc DULING, J.J., HORAK, E., and CLOETE, C.E., 2004. “Quantifying the Consequences of Maintenance Budget Cuts.” *International Cost Engineering Council, 18th ICEC Congress and 4th World Congress*, Cape Town, South Africa, 17–21 April 2004.

MILES, D., and SYAGGA, P., 1987. *Building Maintenance: A Management Manual*. London: A. Wheaton & Co. Ltd.

MISHALANI, R.G., and MADANAT, S.M., 2002. "Computation of Infrastructure Transition Probabilities Using Stochastic Duration Models." *Journal of Infrastructure Systems*, Vol. 8, No. 4, December 2002, p.139–148. [web page], <http://www.ce.berkeley.edu/trans/Madanat/>. Date accessed: 20 November 2005.

MORCOUS, G., LOUNIS, Z., and MIRZA, M.S., 2003. "Identification of environmental categories for Markovian Deterioration Models for Bridge Decks." *Journal of Bridge Engineering*. Vol 8, (6), Nov/Dec., November 01, 2003, p.353-361.

MOSER, K., 1999. "Towards the Practical Evaluation of Service Life: Illustrative Application of the Probabilistic Approach, Practical Probabilistic Approach to Service Life." *8th International Conference on the Durability of Building Materials and Components*, Vancouver, Canada, June 1999.

MOSER, K., and EDVARSEN, C., 2002. "Engineering Design Methods for Service Life Prediction." *9th International Conference on Durability of Building Materials and Components*, Brisbane, Australia, 17-21 March 2002.

NAUCK, D., KLAWONN, F., and KRUSE, R., 1997. *Foundations of Neuro-Fuzzy Systems*. Chichester: John Wiley & Sons.

NEGNEVITSKY, M., 2002. *Artificial Intelligence, A Guide to Intelligent Systems*. Essex, England, Addison-Wesley.

PAPOULIS, A., 1965. *Probability, Random Variables and Stochastic Processes*. New York: McGraw-Hill.

PUTERMAN, M.L., 1994. *Markov Decision Processes: Discrete Stochastic Dynamic Programming*. New York: John Wiley & Sons.

SEELEY, I.H., 1987. *Building Maintenance*. Second Edition. London: MacMillan Educational.

STEWART, W.J., 1994. *Introduction to the Numerical Solution of Markov Chains*. Princeton: Princeton University Press.

VAN AS, S.C., 2001. *Applied Statistics for Civil Engineers*. Pretoria: University of Pretoria.

VANIER, D.J., 2000. "Asset Management 101: A Primer," *APWA International Public Works Congress, NRCC/CPWA Seminar Series "Innovations in Urban Infrastructure"*, Louisville, 2000, [web page], http://www.irc.nrc-cnrc.gc.ca/fulltext/nrcc44300.pdf?N_ID=4. Date accessed: 21 November 2005.

VANIER, D.J., 1998. "Whole Life Building Management: Occupancy to Dismantling." *The CIB W78 Workshop on Service Life and Asset Management*, as part of the 8th International Conference on the Durability of Building Materials and Components (8DBMC), Vancouver, Canada, June 1998. [web page], <http://irc.nrc-cnrc.gc.ca/fulltext/nrcc44232.pdf>. Date accessed: 05 November 2005.

VANIER, D.J., 2001. "Why Industry Needs Asset Management Tools." *Journal of Computing in Civil Engineering*, January 2001, p.35-43. [web page], <http://irc.nrc-cnrc.gc.ca/fulltext/nrcc44702/>. Date accessed: 05 November 2005.

VANIER, D.J., and DANYLO, N.H., 1998. "Municipal Infrastructure Investment Planning: Asset Management." *APWA International Public Works Congress*. Las Vegas. [web page], http://irc.nrc-cnrc.gc.ca/fulltext/nrcc42665.pdf?N_ID=4. Date accessed: 05 November 2005.

VANIER, D.J., DOSHI, H., KYLE, B.R., and MARCELLUS R.W., 1998. "Roofing Maintenance Software Review: The Art of Roofing Condition Inspections" (First Report). *Interface*, March 1998, p.10-18. [web page], <http://www.nrc.ca/irc/fulltext/nrcc42038.pdf>. Date accessed: 05 November 2005.

VON ALTROCK, C., 1995. *Fuzzy Logic and NeuroFuzzy Applications Explained*. New Jersey: Prentice Hall.

WEINERT, H.H., 1980. *The Natural Road Construction Materials of Southern Africa*. Pretoria: Academica.

ZHANG, Y., AUGENBROE, G., and VIDAKOVIC, B., 2005. "Uncertainty Analysis in Using Markov Chain Model to Predict Roof Life Cycle Performance." *10DBMC International Conference on Durability of Building Materials and Components*, Lyon, France, 17-20 April 2005.

APPENDIX A: IF-THEN FUZZY RULE BLOCKS**A.1. IF-THEN FUZZY RULE BLOCK 1**

IF			THEN	
Design Level	Material	Workmanship	DoS	Durability
High	High	High	1.00	High
Very High	Very High	Very High	1.00	Very High
Very Low	Very Low	Very Low	1.00	Very Low
Medium	Medium	Medium	1.00	Medium
Low	Very Low	Very Low	0.66	Very Low
Very Low	Low	Very Low	0.66	Very Low
Low	Very Low	Very Low	0.34	Low
Very Low	Low	Very Low	0.34	Low
Low	Low	Very Low	0.34	Very Low
Low	Low	Very Low	0.66	Low
Medium	Very Low	Very Low	0.66	Very Low
Very Low	Medium	Very Low	0.66	Very Low
Medium	Very Low	Very Low	0.34	Medium
Very Low	Medium	Very Low	0.34	Medium
High	Very Low	Very Low	0.66	Very Low
Very Low	High	Very Low	0.66	Very Low
High	Very Low	Very Low	0.34	High
Very Low	High	Very Low	0.34	High
Medium	Low	Very Low	0.34	Very Low
Low	Medium	Very Low	0.34	Very Low
Medium	Low	Very Low	0.34	Low
Low	Medium	Very Low	0.34	Low
Medium	Low	Very Low	0.34	Medium
Low	Medium	Very Low	0.34	Medium
Very High	Very Low	Very Low	0.66	Very Low
Very High	Very Low	Very Low	0.34	Very High
Very Low	Very High	Very Low	0.66	Very Low
Very Low	Very High	Very Low	0.34	Very High
High	Low	Very Low	0.34	Very Low
Low	High	Very Low	0.34	Very Low
High	Low	Very Low	0.34	Low
Low	High	Very Low	0.34	Low

IF			THEN	
Design Level	Material	Workmanship	DoS	Durability
High	Low	Very Low	0.34	High
Low	High	Very Low	0.34	High
Medium	Medium	Very Low	0.66	Medium
Medium	Medium	Very Low	0.34	Very Low
Very High	Low	Very Low	0.34	Very Low
Low	Very High	Very Low	0.34	Very Low
Very High	Low	Very Low	0.34	Low
Low	Very High	Very Low	0.34	Low
Very High	Low	Very Low	0.34	Very High
Low	Very High	Very Low	0.34	Very High
High	Medium	Very Low	0.34	Very Low
Medium	High	Very Low	0.34	Very Low
High	Medium	Very Low	0.34	Medium
Medium	High	Very Low	0.34	Medium
High	Medium	Very Low	0.34	High
Medium	High	Very Low	0.34	High
Very High	Medium	Very Low	0.34	Very Low
Medium	Very High	Very Low	0.34	Very Low
Very High	Medium	Very Low	0.34	Medium
Medium	Very High	Very Low	0.34	Medium
Very High	Medium	Very Low	0.34	Very High
Medium	Very High	Very Low	0.34	Very High
High	High	Very Low	0.34	Very Low
High	High	Very Low	0.66	High
Very High	High	Very Low	0.34	Very Low
High	Very High	Very Low	0.34	Very Low
Very High	High	Very Low	0.34	High
High	Very High	Very Low	0.34	High
Very High	High	Very Low	0.34	Very High
High	Very High	Very Low	0.34	Very High
Very High	Very High	Very Low	0.34	Very Low
Very High	Very High	Very Low	0.66	Very High
Low	Low	Low	1.00	Low
Very Low	Very Low	Low	0.66	Very Low
Very Low	Very Low	Low	0.34	Low
Low	Very Low	Low	0.66	Low

IF			THEN	
Design Level	Material	Workmanship	DoS	Durability
Very Low	Low	Low	0.66	Low
Low	Very Low	Low	0.34	Very Low
Very Low	Low	Low	0.34	Very Low
Medium	Very Low	Low	0.34	Very Low
Very Low	Medium	Low	0.34	Very Low
Medium	Very Low	Low	0.34	Low
Very Low	Medium	Low	0.34	Low
Medium	Very Low	Low	0.34	Medium
Very Low	Medium	Low	0.34	Medium
High	Very Low	Low	0.34	Very Low
Very Low	High	Low	0.34	Very Low
High	Very Low	Low	0.34	Low
Very Low	High	Low	0.34	Low
High	Very Low	Low	0.34	High
Very Low	High	Low	0.34	High
Medium	Low	Low	0.66	Low
Low	Medium	Low	0.66	Low
Medium	Low	Low	0.34	Medium
Low	Medium	Low	0.34	Medium
Very High	Very Low	Low	0.34	Very Low
Very Low	Very High	Low	0.34	Very Low
Very High	Very Low	Low	0.34	Low
Very Low	Very High	Low	0.34	Low
Very High	Very Low	Low	0.34	Very High
Very Low	Very High	Low	0.34	Very High
High	Low	Low	0.66	Low
Low	High	Low	0.66	Low
High	Low	Low	0.34	High
Low	High	Low	0.34	High
Medium	Medium	Low	0.34	Low
Medium	Medium	Low	0.66	Medium
Very High	Low	Low	0.66	Low
Low	Very High	Low	0.66	Low
Very High	Low	Low	0.34	Very High
Low	Very High	Low	0.34	Very High
High	Medium	Low	0.34	Low

IF			THEN	
Design Level	Material	Workmanship	DoS	Durability
Medium	High	Low	0.34	Low
High	Medium	Low	0.34	Medium
Medium	High	Low	0.34	Medium
High	Medium	Low	0.34	High
Medium	High	Low	0.34	High
Very High	Medium	Low	0.34	Low
Medium	Very High	Low	0.34	Low
Very High	Medium	Low	0.34	Medium
Medium	Very High	Low	0.34	Medium
Very High	Medium	Low	0.34	Very High
Medium	Very High	Low	0.34	Very High
High	High	Low	0.34	Low
High	High	Low	0.66	High
Very High	High	Low	0.34	Low
High	Very High	Low	0.34	Low
Very High	High	Low	0.34	High
High	Very High	Low	0.34	High
Very High	High	Low	0.34	Very High
High	Very High	Low	0.34	Very High
Very High	Very High	Low	0.34	Low
Very High	Very High	Low	0.66	Very High
Very Low	Very Low	Medium	0.66	Very Low
Very Low	Very Low	Medium	0.34	Medium
Low	Very Low	Medium	0.34	Very Low
Very Low	Low	Medium	0.34	Very Low
Low	Very Low	Medium	0.34	Low
Very Low	Low	Medium	0.34	Low
Low	Very Low	Medium	0.34	Medium
Very Low	Low	Medium	0.34	Medium
Medium	Very Low	Medium	0.66	Medium
Very Low	Medium	Medium	0.66	Medium
Medium	Very Low	Medium	0.34	Very Low
Very Low	Medium	Medium	0.34	Very Low
Low	Low	Medium	0.66	Low
Low	Low	Medium	0.34	Medium
High	Very Low	Medium	0.34	Very Low

IF			THEN	
Design Level	Material	Workmanship	DoS	Durability
Very Low	High	Medium	0.34	Very Low
High	Very Low	Medium	0.34	Medium
Very Low	High	Medium	0.34	Medium
High	Very Low	Medium	0.34	High
Very Low	High	Medium	0.34	High
Medium	Low	Medium	0.66	Medium
Low	Medium	Medium	0.66	Medium
Medium	Low	Medium	0.34	Low
Low	Medium	Medium	0.34	Low
Very High	Very Low	Medium	0.34	Very Low
Very Low	Very High	Medium	0.34	Very Low
Very High	Very Low	Medium	0.34	Medium
Very Low	Very High	Medium	0.34	Medium
Very High	Very Low	Medium	0.34	Very High
Very Low	Very High	Medium	0.34	Very High
High	Low	Medium	0.34	Low
Low	High	Medium	0.34	Low
High	Low	Medium	0.34	Medium
Low	High	Medium	0.34	Medium
High	Low	Medium	0.34	High
Low	High	Medium	0.34	High
Very High	Low	Medium	0.34	Low
Low	Very High	Medium	0.34	Low
Very High	Low	Medium	0.34	Medium
Low	Very High	Medium	0.34	Medium
Very High	Low	Medium	0.34	Very High
Low	Very High	Medium	0.34	Very High
High	Medium	Medium	0.66	Medium
Medium	High	Medium	0.66	Medium
High	Medium	Medium	0.34	High
Medium	High	Medium	0.34	High
Very High	Medium	Medium	0.66	Medium
Medium	Very High	Medium	0.66	Medium
Very High	Medium	Medium	0.34	Very High
Medium	Very High	Medium	0.34	Very High
High	High	Medium	0.34	Medium

IF			THEN	
Design Level	Material	Workmanship	DoS	Durability
High	High	Medium	0.66	High
Very High	High	Medium	0.34	Medium
High	Very High	Medium	0.34	Medium
Very High	High	Medium	0.34	High
High	Very High	Medium	0.34	High
Very High	High	Medium	0.34	Very High
High	Very High	Medium	0.34	Very High
Very High	Very High	Medium	0.34	Medium
Very High	Very High	Medium	0.66	Very High
Very Low	Very Low	High	0.66	Very Low
Very Low	Very Low	High	0.34	High
Low	Very Low	High	0.34	Very Low
Very Low	Low	High	0.34	Very Low
Low	Very Low	High	0.34	Low
Very Low	Low	High	0.34	Low
Low	Very Low	High	0.34	High
Very Low	Low	High	0.34	High
Medium	Very Low	High	0.34	Very Low
Very Low	Medium	High	0.34	Very Low
Medium	Very Low	High	0.34	Medium
Very Low	Medium	High	0.34	Medium
Medium	Very Low	High	0.34	High
Very Low	Medium	High	0.34	High
Low	Low	High	0.66	Low
Low	Low	High	0.34	High
High	Very Low	High	0.34	Very Low
Very Low	High	High	0.34	Very Low
High	Very Low	High	0.66	High
Very Low	High	High	0.66	High
Medium	Low	High	0.34	Low
Low	Medium	High	0.34	Low
Medium	Low	High	0.34	Medium
Low	Medium	High	0.34	Medium
Medium	Low	High	0.34	High
Low	Medium	High	0.34	High
Very High	Very Low	High	0.34	Very Low

IF			THEN	
Design Level	Material	Workmanship	DoS	Durability
Very Low	Very High	High	0.34	Very Low
Very High	Very Low	High	0.34	High
Very Low	Very High	High	0.34	High
Very High	Very Low	High	0.34	Very High
Very Low	Very High	High	0.34	Very High
High	Low	High	0.34	Low
Low	High	High	0.34	Low
High	Low	High	0.66	High
Low	High	High	0.66	High
Medium	Medium	High	0.66	Medium
Medium	Medium	High	0.34	High
Very High	Low	High	0.34	Low
Low	Very High	High	0.34	Low
Very High	Low	High	0.34	High
Low	Very High	High	0.34	High
Very High	Low	High	0.34	Very High
Low	Very High	High	0.34	Very High
High	Medium	High	0.34	Medium
Medium	High	High	0.34	Medium
High	Medium	High	0.66	High
Medium	High	High	0.66	High
Very High	Medium	High	0.34	Medium
Medium	Very High	High	0.34	Medium
Very High	Medium	High	0.34	High
Medium	Very High	High	0.34	High
Very High	Medium	High	0.34	Very High
Medium	Very High	High	0.34	Very High
Very High	High	High	0.66	High
High	Very High	High	0.66	High
Very High	High	High	0.34	Very High
High	Very High	High	0.34	Very High
Very High	Very High	High	0.34	High
Very High	Very High	High	0.66	Very High
Very Low	Very Low	Very High	0.66	Very Low
Very Low	Very Low	Very High	0.34	Very High
Low	Very Low	Very High	0.34	Very Low

IF			THEN	
Design Level	Material	Workmanship	DoS	Durability
Very Low	Low	Very High	0.34	Very Low
Low	Very Low	Very High	0.34	Low
Very Low	Low	Very High	0.34	Low
Low	Very Low	Very High	0.34	Very High
Very Low	Low	Very High	0.34	Very High
Medium	Very Low	Very High	0.34	Very Low
Very Low	Medium	Very High	0.34	Very Low
Medium	Very Low	Very High	0.34	Medium
Very Low	Medium	Very High	0.34	Medium
Medium	Very Low	Very High	0.34	Very High
Very Low	Medium	Very High	0.34	Very High
Low	Low	Very High	0.66	Low
Low	Low	Very High	0.34	Very High
High	Very Low	Very High	0.34	Very Low
Very Low	High	Very High	0.34	Very Low
High	Very Low	Very High	0.34	High
Very Low	High	Very High	0.34	High
High	Very Low	Very High	0.34	Very High
Very Low	High	Very High	0.34	Very High
Medium	Low	Very High	0.34	Low
Low	Medium	Very High	0.34	Low
Medium	Low	Very High	0.34	Medium
Low	Medium	Very High	0.34	Medium
Medium	Low	Very High	0.34	Very High
Low	Medium	Very High	0.34	Very High
Very High	Very Low	Very High	0.34	Very Low
Very Low	Very High	Very High	0.34	Very Low
Very High	Very Low	Very High	0.66	Very High
Very Low	Very High	Very High	0.66	Very High
High	Low	Very High	0.34	Low
Low	High	Very High	0.34	Low
High	Low	Very High	0.34	High
Low	High	Very High	0.34	High
High	Low	Very High	0.34	Very High
Low	High	Very High	0.34	Very High
Medium	Medium	Very High	0.66	Medium

IF			THEN	
Design Level	Material	Workmanship	DoS	Durability
Medium	Medium	Very High	0.34	Very High
Very High	Low	Very High	0.34	Low
Low	Very High	Very High	0.34	Low
Very High	Low	Very High	0.66	Very High
Low	Very High	Very High	0.66	Very High
High	Medium	Very High	0.34	Medium
Medium	High	Very High	0.34	Medium
High	Medium	Very High	0.34	High
Medium	High	Very High	0.34	High
High	Medium	Very High	0.34	Very High
Medium	High	Very High	0.34	Very High
Very High	Medium	Very High	0.34	Medium
Medium	Very High	Very High	0.34	Medium
Very High	Medium	Very High	0.66	Very High
Medium	Very High	Very High	0.66	Very High
High	High	Very High	0.66	High
High	High	Very High	0.34	Very High
Very High	High	Very High	0.34	High
High	Very High	Very High	0.34	High
Very High	High	Very High	0.66	Very High
High	Very High	Very High	0.66	Very High

Table A-1: IF-THEN Rules for Rule Block 1**A.2. IF-THEN FUZZY RULE BLOCK 2**

IF			THEN	
External Climate	Internal Climate	Operational Environment	DoS	Environment
Internal Component	Very Aggressive	Very Aggressive	1.00	Very Aggressive
Internal Component	Aggressive	Aggressive	1.00	Aggressive
Internal Component	Slightly Aggressive	Slightly Aggressive	1.00	Slightly Aggressive
Internal Component	Less Favourable	Less Favourable	1.00	Less Favourable
Internal Component	Favourable	Favourable	1.00	Favourable
Internal Component	Aggressive	Very Aggressive	0.50	Very Aggressive
Internal Component	Very Aggressive	Aggressive	0.50	Very Aggressive
Internal Component	Aggressive	Very Aggressive	0.50	Aggressive
Internal Component	Very Aggressive	Aggressive	0.50	Aggressive
Internal Component	Slightly Aggressive	Very Aggressive	0.50	Very Aggressive

IF			THEN	
External Climate	Internal Climate	Operational Environment	DoS	Environment
Internal Component	Very Aggressive	Slightly Aggressive	0.50	Very Aggressive
Internal Component	Slightly Aggressive	Very Aggressive	0.50	Slightly Aggressive
Internal Component	Very Aggressive	Slightly Aggressive	0.50	Slightly Aggressive
Internal Component	Less Favourable	Very Aggressive	0.50	Very Aggressive
Internal Component	Very Aggressive	Less Favourable	0.50	Very Aggressive
Internal Component	Less Favourable	Very Aggressive	0.50	Less Favourable
Internal Component	Very Aggressive	Less Favourable	0.50	Less Favourable
Internal Component	Slightly Aggressive	Aggressive	0.50	Aggressive
Internal Component	Aggressive	Slightly Aggressive	0.50	Aggressive
Internal Component	Slightly Aggressive	Aggressive	0.50	Slightly Aggressive
Internal Component	Aggressive	Slightly Aggressive	0.50	Slightly Aggressive
Internal Component	Favourable	Very Aggressive	0.50	Very Aggressive
Internal Component	Very Aggressive	Favourable	0.50	Very Aggressive
Internal Component	Favourable	Very Aggressive	0.50	Favourable
Internal Component	Very Aggressive	Favourable	0.50	Favourable
Internal Component	Less Favourable	Aggressive	0.50	Aggressive
Internal Component	Aggressive	Less Favourable	0.50	Aggressive
Internal Component	Less Favourable	Aggressive	0.50	Less Favourable
Internal Component	Aggressive	Less Favourable	0.50	Less Favourable
Internal Component	Favourable	Aggressive	0.50	Aggressive
Internal Component	Aggressive	Favourable	0.50	Aggressive
Internal Component	Favourable	Aggressive	0.50	Favourable
Internal Component	Aggressive	Favourable	0.50	Favourable
Internal Component	Less Favourable	Slightly Aggressive	0.50	Slightly Aggressive
Internal Component	Slightly Aggressive	Less Favourable	0.50	Slightly Aggressive
Internal Component	Less Favourable	Slightly Aggressive	0.50	Less Favourable
Internal Component	Slightly Aggressive	Less Favourable	0.50	Less Favourable
Internal Component	Favourable	Slightly Aggressive	0.50	Slightly Aggressive
Internal Component	Slightly Aggressive	Favourable	0.50	Slightly Aggressive
Internal Component	Favourable	Slightly Aggressive	0.50	Favourable
Internal Component	Slightly Aggressive	Favourable	0.50	Favourable
Internal Component	Favourable	Less Favourable	0.50	Less Favourable
Internal Component	Less Favourable	Favourable	0.50	Less Favourable
Internal Component	Favourable	Less Favourable	0.50	Favourable
Internal Component	Less Favourable	Favourable	0.50	Favourable
Very Aggressive	External Component	Very Aggressive	1.00	Very Aggressive

IF			THEN	
External Climate	Internal Climate	Operational Environment	DoS	Environment
Aggressive	External Component	Aggressive	1.00	Aggressive
Slightly Aggressive	External Component	Slightly Aggressive	1.00	Slightly Aggressive
Less Favourable	External Component	Less Favourable	1.00	Less Favourable
Favourable	External Component	Favourable	1.00	Favourable
Aggressive	External Component	Very Aggressive	0.50	Very Aggressive
Very Aggressive	External Component	Aggressive	0.50	Very Aggressive
Aggressive	External Component	Very Aggressive	0.50	Aggressive
Very Aggressive	External Component	Aggressive	0.50	Aggressive
Slightly Aggressive	External Component	Very Aggressive	0.50	Very Aggressive
Very Aggressive	External Component	Slightly Aggressive	0.50	Very Aggressive
Slightly Aggressive	External Component	Very Aggressive	0.50	Slightly Aggressive
Very Aggressive	External Component	Slightly Aggressive	0.50	Slightly Aggressive
Less Favourable	External Component	Very Aggressive	0.50	Very Aggressive
Very Aggressive	External Component	Less Favourable	0.50	Very Aggressive
Less Favourable	External Component	Very Aggressive	0.50	Less Favourable
Very Aggressive	External Component	Less Favourable	0.50	Less Favourable
Favourable	External Component	Very Aggressive	0.50	Very Aggressive
Very Aggressive	External Component	Favourable	0.50	Very Aggressive
Favourable	External Component	Very Aggressive	0.50	Favourable
Very Aggressive	External Component	Favourable	0.50	Favourable
Slightly Aggressive	External Component	Aggressive	0.50	Aggressive
Aggressive	External Component	Slightly Aggressive	0.50	Aggressive
Slightly Aggressive	External Component	Aggressive	0.50	Slightly Aggressive
Aggressive	External Component	Slightly Aggressive	0.50	Slightly Aggressive
Less Favourable	External Component	Aggressive	0.50	Aggressive
Aggressive	External Component	Less Favourable	0.50	Aggressive
Less Favourable	External Component	Aggressive	0.50	Less Favourable
Aggressive	External Component	Less Favourable	0.50	Less Favourable
Favourable	External Component	Aggressive	0.50	Aggressive
Aggressive	External Component	Favourable	0.50	Aggressive
Favourable	External Component	Aggressive	0.50	Favourable
Aggressive	External Component	Favourable	0.50	Favourable
Less Favourable	External Component	Slightly Aggressive	0.50	Slightly Aggressive
Slightly Aggressive	External Component	Less Favourable	0.50	Slightly Aggressive
Less Favourable	External Component	Slightly Aggressive	0.50	Less Favourable
Slightly Aggressive	External Component	Less Favourable	0.50	Less Favourable

IF			THEN	
External Climate	Internal Climate	Operational Environment	DoS	Environment
Favourable	External Component	Slightly Aggressive	0.50	Slightly Aggressive
Slightly Aggressive	External Component	Favourable	0.50	Slightly Aggressive
Favourable	External Component	Slightly Aggressive	0.50	Favourable
Slightly Aggressive	External Component	Favourable	0.50	Favourable
Favourable	External Component	Less Favourable	0.50	Less Favourable
Less Favourable	External Component	Favourable	0.50	Less Favourable
Favourable	External Component	Less Favourable	0.50	Favourable
Less Favourable	External Component	Favourable	0.50	Favourable
Very Aggressive	Very Aggressive	Very Aggressive	1.00	Very Aggressive
Aggressive	Aggressive	Aggressive	1.00	Aggressive
Slightly Aggressive	Slightly Aggressive	Slightly Aggressive	1.00	Slightly Aggressive
Less Favourable	Less Favourable	Less Favourable	1.00	Less Favourable
Favourable	Favourable	Favourable	1.00	Favourable
Very Aggressive	Very Aggressive	Favourable	0.66	Very Aggressive
Very Aggressive	Very Aggressive	Favourable	0.34	Favourable
Aggressive	Very Aggressive	Favourable	0.34	Very Aggressive
Very Aggressive	Aggressive	Favourable	0.34	Very Aggressive
Aggressive	Very Aggressive	Favourable	0.34	Aggressive
Very Aggressive	Aggressive	Favourable	0.34	Aggressive
Aggressive	Very Aggressive	Favourable	0.34	Favourable
Very Aggressive	Aggressive	Favourable	0.34	Favourable
Slightly Aggressive	Very Aggressive	Favourable	0.34	Very Aggressive
Very Aggressive	Slightly Aggressive	Favourable	0.34	Very Aggressive
Slightly Aggressive	Very Aggressive	Favourable	0.34	Slightly Aggressive
Very Aggressive	Slightly Aggressive	Favourable	0.34	Slightly Aggressive
Slightly Aggressive	Very Aggressive	Favourable	0.34	Favourable
Very Aggressive	Slightly Aggressive	Favourable	0.34	Favourable
Aggressive	Aggressive	Favourable	0.66	Aggressive
Aggressive	Aggressive	Favourable	0.34	Favourable
Less Favourable	Very Aggressive	Favourable	0.34	Very Aggressive
Very Aggressive	Less Favourable	Favourable	0.34	Very Aggressive
Less Favourable	Very Aggressive	Favourable	0.34	Less Favourable
Very Aggressive	Less Favourable	Favourable	0.34	Less Favourable
Less Favourable	Very Aggressive	Favourable	0.34	Favourable
Very Aggressive	Less Favourable	Favourable	0.34	Favourable
Slightly Aggressive	Aggressive	Favourable	0.34	Aggressive

IF			THEN	
External Climate	Internal Climate	Operational Environment	DoS	Environment
Aggressive	Slightly Aggressive	Favourable	0.34	Aggressive
Slightly Aggressive	Aggressive	Favourable	0.34	Slightly Aggressive
Aggressive	Slightly Aggressive	Favourable	0.34	Slightly Aggressive
Slightly Aggressive	Aggressive	Favourable	0.34	Favourable
Aggressive	Slightly Aggressive	Favourable	0.34	Favourable
Favourable	Very Aggressive	Favourable	0.34	Very Aggressive
Very Aggressive	Favourable	Favourable	0.34	Very Aggressive
Favourable	Very Aggressive	Favourable	0.66	Favourable
Very Aggressive	Favourable	Favourable	0.66	Favourable
Less Favourable	Aggressive	Favourable	0.34	Aggressive
Aggressive	Less Favourable	Favourable	0.34	Aggressive
Less Favourable	Aggressive	Favourable	0.34	Less Favourable
Aggressive	Less Favourable	Favourable	0.34	Less Favourable
Less Favourable	Aggressive	Favourable	0.34	Favourable
Aggressive	Less Favourable	Favourable	0.34	Favourable
Slightly Aggressive	Slightly Aggressive	Favourable	0.66	Slightly Aggressive
Slightly Aggressive	Slightly Aggressive	Favourable	0.34	Favourable
Favourable	Aggressive	Favourable	0.34	Aggressive
Aggressive	Favourable	Favourable	0.34	Aggressive
Favourable	Aggressive	Favourable	0.66	Favourable
Aggressive	Favourable	Favourable	0.66	Favourable
Less Favourable	Slightly Aggressive	Favourable	0.34	Slightly Aggressive
Slightly Aggressive	Less Favourable	Favourable	0.34	Slightly Aggressive
Less Favourable	Slightly Aggressive	Favourable	0.34	Less Favourable
Slightly Aggressive	Less Favourable	Favourable	0.34	Less Favourable
Less Favourable	Slightly Aggressive	Favourable	0.34	Favourable
Slightly Aggressive	Less Favourable	Favourable	0.34	Favourable
Favourable	Slightly Aggressive	Favourable	0.34	Slightly Aggressive
Slightly Aggressive	Favourable	Favourable	0.34	Slightly Aggressive
Favourable	Slightly Aggressive	Favourable	0.66	Favourable
Slightly Aggressive	Favourable	Favourable	0.66	Favourable
Less Favourable	Less Favourable	Favourable	0.66	Less Favourable
Less Favourable	Less Favourable	Favourable	0.34	Favourable
Favourable	Less Favourable	Favourable	0.34	Less Favourable
Less Favourable	Favourable	Favourable	0.34	Less Favourable
Favourable	Less Favourable	Favourable	0.66	Favourable

IF			THEN	
External Climate	Internal Climate	Operational Environment	DoS	Environment
Less Favourable	Favourable	Favourable	0.66	Favourable
Very Aggressive	Very Aggressive	Less Favourable	0.66	Very Aggressive
Very Aggressive	Very Aggressive	Less Favourable	0.34	Less Favourable
Aggressive	Very Aggressive	Less Favourable	0.34	Very Aggressive
Very Aggressive	Aggressive	Less Favourable	0.34	Very Aggressive
Aggressive	Very Aggressive	Less Favourable	0.34	Aggressive
Very Aggressive	Aggressive	Less Favourable	0.34	Aggressive
Aggressive	Very Aggressive	Less Favourable	0.34	Less Favourable
Very Aggressive	Aggressive	Less Favourable	0.34	Less Favourable
Slightly Aggressive	Very Aggressive	Less Favourable	0.34	Very Aggressive
Very Aggressive	Slightly Aggressive	Less Favourable	0.34	Very Aggressive
Slightly Aggressive	Very Aggressive	Less Favourable	0.34	Slightly Aggressive
Very Aggressive	Slightly Aggressive	Less Favourable	0.34	Slightly Aggressive
Slightly Aggressive	Very Aggressive	Less Favourable	0.34	Less Favourable
Very Aggressive	Slightly Aggressive	Less Favourable	0.34	Less Favourable
Aggressive	Aggressive	Less Favourable	0.66	Aggressive
Aggressive	Aggressive	Less Favourable	0.34	Less Favourable
Less Favourable	Very Aggressive	Less Favourable	0.34	Very Aggressive
Very Aggressive	Less Favourable	Less Favourable	0.34	Very Aggressive
Less Favourable	Very Aggressive	Less Favourable	0.66	Less Favourable
Very Aggressive	Less Favourable	Less Favourable	0.66	Less Favourable
Slightly Aggressive	Aggressive	Less Favourable	0.34	Aggressive
Aggressive	Slightly Aggressive	Less Favourable	0.34	Aggressive
Slightly Aggressive	Aggressive	Less Favourable	0.34	Slightly Aggressive
Aggressive	Slightly Aggressive	Less Favourable	0.34	Slightly Aggressive
Slightly Aggressive	Aggressive	Less Favourable	0.34	Less Favourable
Aggressive	Slightly Aggressive	Less Favourable	0.34	Less Favourable
Favourable	Very Aggressive	Less Favourable	0.34	Very Aggressive
Very Aggressive	Favourable	Less Favourable	0.34	Very Aggressive
Favourable	Very Aggressive	Less Favourable	0.34	Less Favourable
Very Aggressive	Favourable	Less Favourable	0.34	Less Favourable
Favourable	Very Aggressive	Less Favourable	0.34	Favourable
Very Aggressive	Favourable	Less Favourable	0.34	Favourable
Less Favourable	Aggressive	Less Favourable	0.34	Aggressive
Aggressive	Less Favourable	Less Favourable	0.34	Aggressive
Less Favourable	Aggressive	Less Favourable	0.66	Less Favourable

IF			THEN	
External Climate	Internal Climate	Operational Environment	DoS	Environment
Aggressive	Less Favourable	Less Favourable	0.66	Less Favourable
Slightly Aggressive	Slightly Aggressive	Less Favourable	0.66	Slightly Aggressive
Slightly Aggressive	Slightly Aggressive	Less Favourable	0.34	Less Favourable
Favourable	Aggressive	Less Favourable	0.34	Aggressive
Aggressive	Favourable	Less Favourable	0.34	Aggressive
Favourable	Aggressive	Less Favourable	0.34	Less Favourable
Aggressive	Favourable	Less Favourable	0.34	Less Favourable
Favourable	Aggressive	Less Favourable	0.34	Favourable
Aggressive	Favourable	Less Favourable	0.34	Favourable
Less Favourable	Slightly Aggressive	Less Favourable	0.34	Slightly Aggressive
Slightly Aggressive	Less Favourable	Less Favourable	0.34	Slightly Aggressive
Less Favourable	Slightly Aggressive	Less Favourable	0.66	Less Favourable
Slightly Aggressive	Less Favourable	Less Favourable	0.66	Less Favourable
Favourable	Slightly Aggressive	Less Favourable	0.34	Slightly Aggressive
Slightly Aggressive	Favourable	Less Favourable	0.34	Slightly Aggressive
Favourable	Slightly Aggressive	Less Favourable	0.34	Less Favourable
Slightly Aggressive	Favourable	Less Favourable	0.34	Less Favourable
Favourable	Slightly Aggressive	Less Favourable	0.34	Favourable
Slightly Aggressive	Favourable	Less Favourable	0.34	Favourable
Favourable	Less Favourable	Less Favourable	0.66	Less Favourable
Less Favourable	Favourable	Less Favourable	0.66	Less Favourable
Favourable	Less Favourable	Less Favourable	0.34	Favourable
Less Favourable	Favourable	Less Favourable	0.34	Favourable
Favourable	Favourable	Less Favourable	0.34	Less Favourable
Favourable	Favourable	Less Favourable	0.66	Favourable
Very Aggressive	Very Aggressive	Slightly Aggressive	0.66	Very Aggressive
Very Aggressive	Very Aggressive	Slightly Aggressive	0.34	Slightly Aggressive
Aggressive	Very Aggressive	Slightly Aggressive	0.34	Very Aggressive
Very Aggressive	Aggressive	Slightly Aggressive	0.34	Very Aggressive
Aggressive	Very Aggressive	Slightly Aggressive	0.34	Aggressive
Very Aggressive	Aggressive	Slightly Aggressive	0.34	Aggressive
Aggressive	Very Aggressive	Slightly Aggressive	0.34	Slightly Aggressive
Very Aggressive	Aggressive	Slightly Aggressive	0.34	Slightly Aggressive
Slightly Aggressive	Very Aggressive	Slightly Aggressive	0.34	Very Aggressive
Very Aggressive	Slightly Aggressive	Slightly Aggressive	0.34	Very Aggressive
Slightly Aggressive	Very Aggressive	Slightly Aggressive	0.66	Slightly Aggressive

IF			THEN	
External Climate	Internal Climate	Operational Environment	DoS	Environment
Very Aggressive	Slightly Aggressive	Slightly Aggressive	0.66	Slightly Aggressive
Aggressive	Aggressive	Slightly Aggressive	0.66	Aggressive
Aggressive	Aggressive	Slightly Aggressive	0.34	Slightly Aggressive
Less Favourable	Very Aggressive	Slightly Aggressive	0.34	Very Aggressive
Very Aggressive	Less Favourable	Slightly Aggressive	0.34	Very Aggressive
Less Favourable	Very Aggressive	Slightly Aggressive	0.34	Slightly Aggressive
Very Aggressive	Less Favourable	Slightly Aggressive	0.34	Slightly Aggressive
Less Favourable	Very Aggressive	Slightly Aggressive	0.34	Less Favourable
Very Aggressive	Less Favourable	Slightly Aggressive	0.34	Less Favourable
Slightly Aggressive	Aggressive	Slightly Aggressive	0.34	Aggressive
Aggressive	Slightly Aggressive	Slightly Aggressive	0.34	Aggressive
Slightly Aggressive	Aggressive	Slightly Aggressive	0.66	Slightly Aggressive
Aggressive	Slightly Aggressive	Slightly Aggressive	0.66	Slightly Aggressive
Favourable	Very Aggressive	Slightly Aggressive	0.34	Very Aggressive
Very Aggressive	Favourable	Slightly Aggressive	0.34	Very Aggressive
Favourable	Very Aggressive	Slightly Aggressive	0.34	Slightly Aggressive
Very Aggressive	Favourable	Slightly Aggressive	0.34	Slightly Aggressive
Favourable	Very Aggressive	Slightly Aggressive	0.34	Favourable
Very Aggressive	Favourable	Slightly Aggressive	0.34	Favourable
Less Favourable	Aggressive	Slightly Aggressive	0.34	Aggressive
Aggressive	Less Favourable	Slightly Aggressive	0.34	Aggressive
Less Favourable	Aggressive	Slightly Aggressive	0.34	Slightly Aggressive
Aggressive	Less Favourable	Slightly Aggressive	0.34	Slightly Aggressive
Less Favourable	Aggressive	Slightly Aggressive	0.34	Less Favourable
Aggressive	Less Favourable	Slightly Aggressive	0.34	Less Favourable
Favourable	Aggressive	Slightly Aggressive	0.34	Aggressive
Aggressive	Favourable	Slightly Aggressive	0.34	Aggressive
Favourable	Aggressive	Slightly Aggressive	0.34	Slightly Aggressive
Aggressive	Favourable	Slightly Aggressive	0.34	Slightly Aggressive
Favourable	Aggressive	Slightly Aggressive	0.34	Favourable
Aggressive	Favourable	Slightly Aggressive	0.34	Favourable
Less Favourable	Slightly Aggressive	Slightly Aggressive	0.66	Slightly Aggressive
Slightly Aggressive	Less Favourable	Slightly Aggressive	0.66	Slightly Aggressive
Less Favourable	Slightly Aggressive	Slightly Aggressive	0.34	Less Favourable
Slightly Aggressive	Less Favourable	Slightly Aggressive	0.34	Less Favourable
Favourable	Slightly Aggressive	Slightly Aggressive	0.66	Slightly Aggressive

IF			THEN	
External Climate	Internal Climate	Operational Environment	DoS	Environment
Slightly Aggressive	Favourable	Slightly Aggressive	0.66	Slightly Aggressive
Favourable	Slightly Aggressive	Slightly Aggressive	0.34	Favourable
Slightly Aggressive	Favourable	Slightly Aggressive	0.34	Favourable
Less Favourable	Less Favourable	Slightly Aggressive	0.34	Slightly Aggressive
Less Favourable	Less Favourable	Slightly Aggressive	0.66	Less Favourable
Favourable	Less Favourable	Slightly Aggressive	0.34	Slightly Aggressive
Less Favourable	Favourable	Slightly Aggressive	0.34	Slightly Aggressive
Favourable	Less Favourable	Slightly Aggressive	0.34	Less Favourable
Less Favourable	Favourable	Slightly Aggressive	0.34	Less Favourable
Favourable	Less Favourable	Slightly Aggressive	0.34	Favourable
Less Favourable	Favourable	Slightly Aggressive	0.34	Favourable
Favourable	Favourable	Slightly Aggressive	0.34	Slightly Aggressive
Favourable	Favourable	Slightly Aggressive	0.66	Favourable
Very Aggressive	Very Aggressive	Aggressive	0.66	Very Aggressive
Very Aggressive	Very Aggressive	Aggressive	0.34	Aggressive
Aggressive	Very Aggressive	Aggressive	0.34	Very Aggressive
Very Aggressive	Aggressive	Aggressive	0.34	Very Aggressive
Aggressive	Very Aggressive	Aggressive	0.66	Aggressive
Very Aggressive	Aggressive	Aggressive	0.66	Aggressive
Slightly Aggressive	Very Aggressive	Aggressive	0.34	Very Aggressive
Very Aggressive	Slightly Aggressive	Aggressive	0.34	Very Aggressive
Slightly Aggressive	Very Aggressive	Aggressive	0.34	Aggressive
Very Aggressive	Slightly Aggressive	Aggressive	0.34	Aggressive
Slightly Aggressive	Very Aggressive	Aggressive	0.34	Slightly Aggressive
Very Aggressive	Slightly Aggressive	Aggressive	0.34	Slightly Aggressive
Less Favourable	Very Aggressive	Aggressive	0.34	Very Aggressive
Very Aggressive	Less Favourable	Aggressive	0.34	Very Aggressive
Less Favourable	Very Aggressive	Aggressive	0.34	Aggressive
Very Aggressive	Less Favourable	Aggressive	0.34	Aggressive
Less Favourable	Very Aggressive	Aggressive	0.34	Less Favourable
Very Aggressive	Less Favourable	Aggressive	0.34	Less Favourable
Slightly Aggressive	Aggressive	Aggressive	0.66	Aggressive
Aggressive	Slightly Aggressive	Aggressive	0.66	Aggressive
Slightly Aggressive	Aggressive	Aggressive	0.34	Slightly Aggressive
Aggressive	Slightly Aggressive	Aggressive	0.34	Slightly Aggressive
Favourable	Very Aggressive	Aggressive	0.34	Very Aggressive

IF			THEN	
External Climate	Internal Climate	Operational Environment	DoS	Environment
Very Aggressive	Favourable	Aggressive	0.34	Very Aggressive
Favourable	Very Aggressive	Aggressive	0.34	Aggressive
Very Aggressive	Favourable	Aggressive	0.34	Aggressive
Favourable	Very Aggressive	Aggressive	0.34	Favourable
Very Aggressive	Favourable	Aggressive	0.34	Favourable
Less Favourable	Aggressive	Aggressive	0.66	Aggressive
Aggressive	Less Favourable	Aggressive	0.66	Aggressive
Less Favourable	Aggressive	Aggressive	0.34	Less Favourable
Aggressive	Less Favourable	Aggressive	0.34	Less Favourable
Slightly Aggressive	Slightly Aggressive	Aggressive	0.34	Aggressive
Slightly Aggressive	Slightly Aggressive	Aggressive	0.66	Slightly Aggressive
Favourable	Aggressive	Aggressive	0.66	Aggressive
Aggressive	Favourable	Aggressive	0.66	Aggressive
Favourable	Aggressive	Aggressive	0.34	Favourable
Aggressive	Favourable	Aggressive	0.34	Favourable
Less Favourable	Slightly Aggressive	Aggressive	0.34	Aggressive
Slightly Aggressive	Less Favourable	Aggressive	0.34	Aggressive
Less Favourable	Slightly Aggressive	Aggressive	0.34	Slightly Aggressive
Slightly Aggressive	Less Favourable	Aggressive	0.34	Slightly Aggressive
Less Favourable	Slightly Aggressive	Aggressive	0.34	Less Favourable
Slightly Aggressive	Less Favourable	Aggressive	0.34	Less Favourable
Favourable	Slightly Aggressive	Aggressive	0.34	Aggressive
Slightly Aggressive	Favourable	Aggressive	0.34	Aggressive
Favourable	Slightly Aggressive	Aggressive	0.34	Slightly Aggressive
Slightly Aggressive	Favourable	Aggressive	0.34	Slightly Aggressive
Favourable	Slightly Aggressive	Aggressive	0.34	Favourable
Slightly Aggressive	Favourable	Aggressive	0.34	Favourable
Less Favourable	Less Favourable	Aggressive	0.34	Aggressive
Less Favourable	Less Favourable	Aggressive	0.66	Less Favourable
Favourable	Less Favourable	Aggressive	0.34	Aggressive
Less Favourable	Favourable	Aggressive	0.34	Aggressive
Favourable	Less Favourable	Aggressive	0.34	Less Favourable
Less Favourable	Favourable	Aggressive	0.34	Less Favourable
Favourable	Less Favourable	Aggressive	0.34	Favourable
Less Favourable	Favourable	Aggressive	0.34	Favourable
Favourable	Favourable	Aggressive	0.34	Aggressive

IF			THEN	
External Climate	Internal Climate	Operational Environment	DoS	Environment
Favourable	Favourable	Aggressive	0.66	Favourable
Aggressive	Very Aggressive	Very Aggressive	0.66	Very Aggressive
Very Aggressive	Aggressive	Very Aggressive	0.66	Very Aggressive
Aggressive	Very Aggressive	Very Aggressive	0.34	Aggressive
Very Aggressive	Aggressive	Very Aggressive	0.34	Aggressive
Slightly Aggressive	Very Aggressive	Very Aggressive	0.66	Very Aggressive
Very Aggressive	Slightly Aggressive	Very Aggressive	0.66	Very Aggressive
Slightly Aggressive	Very Aggressive	Very Aggressive	0.34	Slightly Aggressive
Very Aggressive	Slightly Aggressive	Very Aggressive	0.34	Slightly Aggressive
Aggressive	Aggressive	Very Aggressive	0.34	Very Aggressive
Aggressive	Aggressive	Very Aggressive	0.66	Aggressive
Less Favourable	Very Aggressive	Very Aggressive	0.66	Very Aggressive
Very Aggressive	Less Favourable	Very Aggressive	0.66	Very Aggressive
Less Favourable	Very Aggressive	Very Aggressive	0.34	Less Favourable
Very Aggressive	Less Favourable	Very Aggressive	0.34	Less Favourable
Slightly Aggressive	Aggressive	Very Aggressive	0.34	Very Aggressive
Aggressive	Slightly Aggressive	Very Aggressive	0.34	Very Aggressive
Slightly Aggressive	Aggressive	Very Aggressive	0.34	Aggressive
Aggressive	Slightly Aggressive	Very Aggressive	0.34	Aggressive
Slightly Aggressive	Aggressive	Very Aggressive	0.34	Slightly Aggressive
Aggressive	Slightly Aggressive	Very Aggressive	0.34	Slightly Aggressive
Favourable	Very Aggressive	Very Aggressive	0.66	Very Aggressive
Very Aggressive	Favourable	Very Aggressive	0.66	Very Aggressive
Favourable	Very Aggressive	Very Aggressive	0.34	Favourable
Very Aggressive	Favourable	Very Aggressive	0.34	Favourable
Less Favourable	Aggressive	Very Aggressive	0.34	Very Aggressive
Aggressive	Less Favourable	Very Aggressive	0.34	Very Aggressive
Less Favourable	Aggressive	Very Aggressive	0.34	Aggressive
Aggressive	Less Favourable	Very Aggressive	0.34	Aggressive
Less Favourable	Aggressive	Very Aggressive	0.34	Less Favourable
Aggressive	Less Favourable	Very Aggressive	0.34	Less Favourable
Slightly Aggressive	Slightly Aggressive	Very Aggressive	0.34	Very Aggressive
Slightly Aggressive	Slightly Aggressive	Very Aggressive	0.66	Slightly Aggressive
Favourable	Aggressive	Very Aggressive	0.34	Very Aggressive
Aggressive	Favourable	Very Aggressive	0.34	Very Aggressive
Favourable	Aggressive	Very Aggressive	0.34	Aggressive

IF			THEN	
External Climate	Internal Climate	Operational Environment	DoS	Environment
Aggressive	Favourable	Very Aggressive	0.34	Aggressive
Favourable	Aggressive	Very Aggressive	0.34	Favourable
Aggressive	Favourable	Very Aggressive	0.34	Favourable
Less Favourable	Slightly Aggressive	Very Aggressive	0.34	Very Aggressive
Slightly Aggressive	Less Favourable	Very Aggressive	0.34	Very Aggressive
Less Favourable	Slightly Aggressive	Very Aggressive	0.34	Slightly Aggressive
Slightly Aggressive	Less Favourable	Very Aggressive	0.34	Slightly Aggressive
Less Favourable	Slightly Aggressive	Very Aggressive	0.34	Less Favourable
Slightly Aggressive	Less Favourable	Very Aggressive	0.34	Less Favourable
Favourable	Slightly Aggressive	Very Aggressive	0.34	Very Aggressive
Slightly Aggressive	Favourable	Very Aggressive	0.34	Very Aggressive
Favourable	Slightly Aggressive	Very Aggressive	0.34	Slightly Aggressive
Slightly Aggressive	Favourable	Very Aggressive	0.34	Slightly Aggressive
Favourable	Slightly Aggressive	Very Aggressive	0.34	Favourable
Slightly Aggressive	Favourable	Very Aggressive	0.34	Favourable
Less Favourable	Less Favourable	Very Aggressive	0.34	Very Aggressive
Less Favourable	Less Favourable	Very Aggressive	0.66	Less Favourable
Favourable	Less Favourable	Very Aggressive	0.34	Very Aggressive
Less Favourable	Favourable	Very Aggressive	0.34	Very Aggressive
Favourable	Less Favourable	Very Aggressive	0.34	Less Favourable
Less Favourable	Favourable	Very Aggressive	0.34	Less Favourable
Favourable	Less Favourable	Very Aggressive	0.34	Favourable
Less Favourable	Favourable	Very Aggressive	0.34	Favourable
Favourable	Favourable	Very Aggressive	0.34	Very Aggressive
Favourable	Favourable	Very Aggressive	0.66	Favourable

Table A-2: IF – THEN Rules for Rule Block 2**A.3. IF-THEN FUZZY RULE BLOCK 3**

IF				THEN	
Condition	Durability	Environment	Maintenance Level	DoS	Degradation Rate
Very Bad	Very Low	Very Aggressive	Very Low	0.75	Very Fast
Very Bad	Very Low	Very Aggressive	Very Low	0.25	Very Slow
Very Bad	Very Low	Very Aggressive	Low	0.75	Very Fast
Very Bad	Very Low	Very Aggressive	Low	0.25	Fast
Very Bad	Very Low	Very Aggressive	Low	0.25	Very Slow
Very Bad	Very Low	Very Aggressive	Normal	0.50	Very Fast

IF				THEN	
Condition	Durability	Environment	Maintenance Level	DoS	Degradation Rate
Very Bad	Very Low	Very Aggressive	Normal	0.25	Medium
Very Bad	Very Low	Very Aggressive	Normal	0.25	Very Slow
Very Bad	Very Low	Very Aggressive	High	0.50	Very Fast
Very Bad	Very Low	Very Aggressive	High	0.25	Very Slow
Very Bad	Very Low	Very Aggressive	High	0.25	Slow
Very Bad	Very Low	Very Aggressive	Very High	0.50	Very Slow
Very Bad	Very Low	Very Aggressive	Very High	0.50	Very Fast
Bad	Very Low	Very Aggressive	Very Low	0.75	Very Fast
Bad	Very Low	Very Aggressive	Very Low	0.25	Fast
Bad	Very Low	Very Aggressive	Low	0.50	Very Fast
Bad	Very Low	Very Aggressive	Low	0.50	Fast
Bad	Very Low	Very Aggressive	Normal	0.50	Very Fast
Bad	Very Low	Very Aggressive	Normal	0.25	Fast
Bad	Very Low	Very Aggressive	Normal	0.25	Medium
Bad	Very Low	Very Aggressive	High	0.50	Very Fast
Bad	Very Low	Very Aggressive	High	0.25	Fast
Bad	Very Low	Very Aggressive	High	0.25	Slow
Bad	Very Low	Very Aggressive	Very High	0.50	Very Fast
Bad	Very Low	Very Aggressive	Very High	0.25	Very Slow
Bad	Very Low	Very Aggressive	Very High	0.25	Fast
Fair	Very Low	Very Aggressive	Very Low	1.00	Very Fast
Fair	Very Low	Very Aggressive	Low	0.75	Very Fast
Fair	Very Low	Very Aggressive	Low	0.25	Fast
Fair	Very Low	Very Aggressive	Normal	0.75	Very Fast
Fair	Very Low	Very Aggressive	Normal	0.25	Medium
Fair	Very Low	Very Aggressive	High	0.75	Very Fast
Fair	Very Low	Very Aggressive	High	0.25	Slow
Fair	Very Low	Very Aggressive	Very High	0.75	Very Fast
Fair	Very Low	Very Aggressive	Very High	0.25	Very Slow
Good	Very Low	Very Aggressive	Very Low	0.75	Very Fast
Good	Very Low	Very Aggressive	Very Low	0.25	Medium
Good	Very Low	Very Aggressive	Low	0.50	Very Fast
Good	Very Low	Very Aggressive	Low	0.25	Fast
Good	Very Low	Very Aggressive	Low	0.25	Medium
Good	Very Low	Very Aggressive	Normal	0.50	Very Fast
Good	Very Low	Very Aggressive	Normal	0.50	Medium

IF				THEN	
Condition	Durability	Environment	Maintenance Level	DoS	Degradation Rate
Good	Very Low	Very Aggressive	High	0.50	Very Fast
Good	Very Low	Very Aggressive	High	0.25	Medium
Good	Very Low	Very Aggressive	High	0.25	Slow
Good	Very Low	Very Aggressive	Very High	0.50	Very Fast
Good	Very Low	Very Aggressive	Very High	0.25	Medium
Good	Very Low	Very Aggressive	Very High	0.25	Very Slow
Very Good	Very Low	Very Aggressive	Very Low	0.75	Very Fast
Very Good	Very Low	Very Aggressive	Very Low	0.25	Slow
Very Good	Very Low	Very Aggressive	Low	0.50	Very Fast
Very Good	Very Low	Very Aggressive	Low	0.25	Fast
Very Good	Very Low	Very Aggressive	Low	0.25	Slow
Very Good	Very Low	Very Aggressive	Normal	0.50	Very Fast
Very Good	Very Low	Very Aggressive	Normal	0.25	Medium
Very Good	Very Low	Very Aggressive	Normal	0.25	Slow
Very Good	Very Low	Very Aggressive	High	0.50	Very Fast
Very Good	Very Low	Very Aggressive	High	0.50	Slow
Very Good	Very Low	Very Aggressive	Very High	0.50	Very Fast
Very Good	Very Low	Very Aggressive	Very High	0.25	Slow
Very Good	Very Low	Very Aggressive	Very High	0.25	Very Slow
Very Bad	Very Low	Aggressive	Very Low	0.50	Very Fast
Very Bad	Very Low	Aggressive	Very Low	0.25	Very Slow
Very Bad	Very Low	Aggressive	Very Low	0.25	Fast
Very Bad	Very Low	Aggressive	Low	0.25	Very Fast
Very Bad	Very Low	Aggressive	Low	0.50	Fast
Very Bad	Very Low	Aggressive	Low	0.25	Very Slow
Very Bad	Very Low	Aggressive	Normal	0.25	Very Fast
Very Bad	Very Low	Aggressive	Normal	0.25	Fast
Very Bad	Very Low	Aggressive	Normal	0.25	Medium
Very Bad	Very Low	Aggressive	Normal	0.25	Very Slow
Very Bad	Very Low	Aggressive	High	0.25	Very Fast
Very Bad	Very Low	Aggressive	High	0.25	Fast
Very Bad	Very Low	Aggressive	High	0.25	Slow
Very Bad	Very Low	Aggressive	High	0.25	Very Slow
Very Bad	Very Low	Aggressive	Very High	0.25	Very Fast
Very Bad	Very Low	Aggressive	Very High	0.25	Fast
Very Bad	Very Low	Aggressive	Very High	0.50	Very Slow

IF				THEN	
Condition	Durability	Environment	Maintenance Level	DoS	Degradation Rate
Bad	Very Low	Aggressive	Very Low	0.50	Very Fast
Bad	Very Low	Aggressive	Very Low	0.50	Fast
Bad	Very Low	Aggressive	Low	0.25	Very Fast
Bad	Very Low	Aggressive	Low	0.75	Fast
Bad	Very Low	Aggressive	Normal	0.25	Very Fast
Bad	Very Low	Aggressive	Normal	0.50	Fast
Bad	Very Low	Aggressive	Normal	0.25	Medium
Bad	Very Low	Aggressive	High	0.25	Very Fast
Bad	Very Low	Aggressive	High	0.50	Fast
Bad	Very Low	Aggressive	High	0.25	Slow
Bad	Very Low	Aggressive	Very High	0.25	Very Fast
Bad	Very Low	Aggressive	Very High	0.50	Fast
Bad	Very Low	Aggressive	Very High	0.25	Very Slow
Fair	Very Low	Aggressive	Very Low	0.75	Very Fast
Fair	Very Low	Aggressive	Very Low	0.25	Fast
Fair	Very Low	Aggressive	Low	0.50	Very Fast
Fair	Very Low	Aggressive	Low	0.50	Fast
Fair	Very Low	Aggressive	Normal	0.50	Very Fast
Fair	Very Low	Aggressive	Normal	0.25	Fast
Fair	Very Low	Aggressive	Normal	0.25	Medium
Fair	Very Low	Aggressive	High	0.50	Very Fast
Fair	Very Low	Aggressive	High	0.25	Fast
Fair	Very Low	Aggressive	High	0.25	Slow
Fair	Very Low	Aggressive	Very High	0.50	Very Fast
Fair	Very Low	Aggressive	Very High	0.25	Fast
Fair	Very Low	Aggressive	Very High	0.25	Very Slow
Good	Very Low	Aggressive	Very Low	0.50	Very Fast
Good	Very Low	Aggressive	Very Low	0.25	Fast
Good	Very Low	Aggressive	Very Low	0.25	Medium
Good	Very Low	Aggressive	Low	0.25	Very Fast
Good	Very Low	Aggressive	Low	0.50	Fast
Good	Very Low	Aggressive	Low	0.25	Medium
Good	Very Low	Aggressive	Normal	0.25	Very Fast
Good	Very Low	Aggressive	Normal	0.25	Fast
Good	Very Low	Aggressive	Normal	0.50	Medium
Good	Very Low	Aggressive	High	0.25	Very Fast

IF				THEN	
Condition	Durability	Environment	Maintenance Level	DoS	Degradation Rate
Good	Very Low	Aggressive	High	0.25	Fast
Good	Very Low	Aggressive	High	0.25	Medium
Good	Very Low	Aggressive	High	0.25	Slow
Good	Very Low	Aggressive	Very High	0.25	Very Fast
Good	Very Low	Aggressive	Very High	0.25	Fast
Good	Very Low	Aggressive	Very High	0.25	Medium
Good	Very Low	Aggressive	Very High	0.25	Very Slow
Very Good	Very Low	Aggressive	Very Low	0.50	Very Fast
Very Good	Very Low	Aggressive	Very Low	0.25	Fast
Very Good	Very Low	Aggressive	Very Low	0.25	Slow
Very Good	Very Low	Aggressive	Low	0.25	Very Fast
Very Good	Very Low	Aggressive	Low	0.50	Fast
Very Good	Very Low	Aggressive	Low	0.25	Slow
Very Good	Very Low	Aggressive	Normal	0.25	Very Fast
Very Good	Very Low	Aggressive	Normal	0.25	Fast
Very Good	Very Low	Aggressive	Normal	0.25	Medium
Very Good	Very Low	Aggressive	Normal	0.25	Slow
Very Good	Very Low	Aggressive	High	0.25	Very Fast
Very Good	Very Low	Aggressive	High	0.25	Fast
Very Good	Very Low	Aggressive	High	0.50	Slow
Very Good	Very Low	Aggressive	Very High	0.25	Very Fast
Very Good	Very Low	Aggressive	Very High	0.25	Fast
Very Good	Very Low	Aggressive	Very High	0.25	Slow
Very Good	Very Low	Aggressive	Very High	0.25	Very Slow
Very Bad	Very Low	Slightly Aggressive	Very Low	0.50	Very Fast
Very Bad	Very Low	Slightly Aggressive	Very Low	0.25	Medium
Very Bad	Very Low	Slightly Aggressive	Very Low	0.25	Very Slow
Very Bad	Very Low	Slightly Aggressive	Low	0.25	Very Fast
Very Bad	Very Low	Slightly Aggressive	Low	0.25	Fast
Very Bad	Very Low	Slightly Aggressive	Low	0.25	Medium
Very Bad	Very Low	Slightly Aggressive	Low	0.25	Very Slow
Very Bad	Very Low	Slightly Aggressive	Normal	0.25	Very Fast
Very Bad	Very Low	Slightly Aggressive	Normal	0.50	Medium
Very Bad	Very Low	Slightly Aggressive	Normal	0.25	Very Slow
Very Bad	Very Low	Slightly Aggressive	High	0.25	Very Fast
Very Bad	Very Low	Slightly Aggressive	High	0.25	Medium

IF				THEN	
Condition	Durability	Environment	Maintenance Level	DoS	Degradation Rate
Very Bad	Very Low	Slightly Aggressive	High	0.25	Slow
Very Bad	Very Low	Slightly Aggressive	High	0.25	Very Slow
Very Bad	Very Low	Slightly Aggressive	Very High	0.50	Very Slow
Very Bad	Very Low	Slightly Aggressive	Very High	0.25	Very Fast
Very Bad	Very Low	Slightly Aggressive	Very High	0.25	Medium
Bad	Very Low	Slightly Aggressive	Very Low	0.50	Very Fast
Bad	Very Low	Slightly Aggressive	Very Low	0.25	Fast
Bad	Very Low	Slightly Aggressive	Very Low	0.25	Medium
Bad	Very Low	Slightly Aggressive	Low	0.25	Very Fast
Bad	Very Low	Slightly Aggressive	Low	0.50	Fast
Bad	Very Low	Slightly Aggressive	Low	0.25	Medium
Bad	Very Low	Slightly Aggressive	Normal	0.25	Very Fast
Bad	Very Low	Slightly Aggressive	Normal	0.25	Fast
Bad	Very Low	Slightly Aggressive	Normal	0.50	Medium
Bad	Very Low	Slightly Aggressive	High	0.25	Very Fast
Bad	Very Low	Slightly Aggressive	High	0.25	Fast
Bad	Very Low	Slightly Aggressive	High	0.25	Medium
Bad	Very Low	Slightly Aggressive	High	0.25	Slow
Bad	Very Low	Slightly Aggressive	Very High	0.25	Very Fast
Bad	Very Low	Slightly Aggressive	Very High	0.25	Fast
Bad	Very Low	Slightly Aggressive	Very High	0.25	Medium
Bad	Very Low	Slightly Aggressive	Very High	0.25	Very Slow
Fair	Very Low	Slightly Aggressive	Very Low	0.75	Very Fast
Fair	Very Low	Slightly Aggressive	Very Low	0.25	Medium
Fair	Very Low	Slightly Aggressive	Low	0.50	Very Fast
Fair	Very Low	Slightly Aggressive	Low	0.25	Fast
Fair	Very Low	Slightly Aggressive	Low	0.25	Medium
Fair	Very Low	Slightly Aggressive	Normal	0.50	Very Fast
Fair	Very Low	Slightly Aggressive	Normal	0.50	Medium
Fair	Very Low	Slightly Aggressive	High	0.50	Very Fast
Fair	Very Low	Slightly Aggressive	High	0.25	Medium
Fair	Very Low	Slightly Aggressive	High	0.25	Slow
Fair	Very Low	Slightly Aggressive	Very High	0.50	Very Fast
Fair	Very Low	Slightly Aggressive	Very High	0.25	Medium
Fair	Very Low	Slightly Aggressive	Very High	0.25	Very Slow
Good	Very Low	Slightly Aggressive	Very Low	0.50	Very Fast

IF				THEN	
Condition	Durability	Environment	Maintenance Level	DoS	Degradation Rate
Good	Very Low	Slightly Aggressive	Very Low	0.50	Medium
Good	Very Low	Slightly Aggressive	Low	0.25	Very Fast
Good	Very Low	Slightly Aggressive	Low	0.25	Fast
Good	Very Low	Slightly Aggressive	Low	0.50	Medium
Good	Very Low	Slightly Aggressive	Normal	0.25	Very Fast
Good	Very Low	Slightly Aggressive	Normal	0.75	Medium
Good	Very Low	Slightly Aggressive	High	0.25	Very Fast
Good	Very Low	Slightly Aggressive	High	0.50	Medium
Good	Very Low	Slightly Aggressive	High	0.25	Slow
Good	Very Low	Slightly Aggressive	Very High	0.25	Very Fast
Good	Very Low	Slightly Aggressive	Very High	0.50	Medium
Good	Very Low	Slightly Aggressive	Very High	0.25	Very Slow
Very Good	Very Low	Slightly Aggressive	Very Low	0.50	Very Fast
Very Good	Very Low	Slightly Aggressive	Very Low	0.25	Medium
Very Good	Very Low	Slightly Aggressive	Very Low	0.25	Slow
Very Good	Very Low	Slightly Aggressive	Low	0.25	Very Fast
Very Good	Very Low	Slightly Aggressive	Low	0.25	Fast
Very Good	Very Low	Slightly Aggressive	Low	0.25	Medium
Very Good	Very Low	Slightly Aggressive	Low	0.25	Slow
Very Good	Very Low	Slightly Aggressive	Normal	0.25	Very Fast
Very Good	Very Low	Slightly Aggressive	Normal	0.50	Medium
Very Good	Very Low	Slightly Aggressive	Normal	0.25	Slow
Very Good	Very Low	Slightly Aggressive	High	0.25	Very Fast
Very Good	Very Low	Slightly Aggressive	High	0.25	Medium
Very Good	Very Low	Slightly Aggressive	High	0.50	Slow
Very Good	Very Low	Slightly Aggressive	Very High	0.25	Very Fast
Very Good	Very Low	Slightly Aggressive	Very High	0.25	Medium
Very Good	Very Low	Slightly Aggressive	Very High	0.25	Slow
Very Good	Very Low	Slightly Aggressive	Very High	0.25	Very Slow
Very Bad	Very Low	Less Favourable	Very Low	0.50	Very Fast
Very Bad	Very Low	Less Favourable	Very Low	0.25	Slow
Very Bad	Very Low	Less Favourable	Very Low	0.25	Very Slow
Very Bad	Very Low	Less Favourable	Low	0.25	Very Fast
Very Bad	Very Low	Less Favourable	Low	0.25	Fast
Very Bad	Very Low	Less Favourable	Low	0.25	Slow
Very Bad	Very Low	Less Favourable	Low	0.25	Very Slow

IF				THEN	
Condition	Durability	Environment	Maintenance Level	DoS	Degradation Rate
Very Bad	Very Low	Less Favourable	Normal	0.25	Very Fast
Very Bad	Very Low	Less Favourable	Normal	0.25	Medium
Very Bad	Very Low	Less Favourable	Normal	0.25	Slow
Very Bad	Very Low	Less Favourable	Normal	0.25	Very Slow
Very Bad	Very Low	Less Favourable	High	0.25	Very Fast
Very Bad	Very Low	Less Favourable	High	0.50	Slow
Very Bad	Very Low	Less Favourable	High	0.25	Very Slow
Very Bad	Very Low	Less Favourable	Very High	0.25	Very Fast
Very Bad	Very Low	Less Favourable	Very High	0.25	Slow
Very Bad	Very Low	Less Favourable	Very High	0.50	Very Slow
Bad	Very Low	Less Favourable	Very Low	0.50	Very Fast
Bad	Very Low	Less Favourable	Very Low	0.25	Fast
Bad	Very Low	Less Favourable	Very Low	0.25	Slow
Bad	Very Low	Less Favourable	Low	0.25	Very Fast
Bad	Very Low	Less Favourable	Low	0.50	Fast
Bad	Very Low	Less Favourable	Low	0.25	Slow
Bad	Very Low	Less Favourable	Normal	0.25	Very Fast
Bad	Very Low	Less Favourable	Normal	0.25	Medium
Bad	Very Low	Less Favourable	Normal	0.25	Fast
Bad	Very Low	Less Favourable	Normal	0.25	Slow
Bad	Very Low	Less Favourable	High	0.25	Very Fast
Bad	Very Low	Less Favourable	High	0.25	Fast
Bad	Very Low	Less Favourable	High	0.50	Slow
Bad	Very Low	Less Favourable	Very High	0.25	Very Fast
Bad	Very Low	Less Favourable	Very High	0.25	Fast
Bad	Very Low	Less Favourable	Very High	0.25	Slow
Bad	Very Low	Less Favourable	Very High	0.25	Very Slow
Fair	Very Low	Less Favourable	Very Low	0.75	Very Fast
Fair	Very Low	Less Favourable	Very Low	0.25	Slow
Fair	Very Low	Less Favourable	Low	0.50	Very Fast
Fair	Very Low	Less Favourable	Low	0.25	Fast
Fair	Very Low	Less Favourable	Low	0.25	Slow
Fair	Very Low	Less Favourable	Normal	0.50	Very Fast
Fair	Very Low	Less Favourable	Normal	0.25	Medium
Fair	Very Low	Less Favourable	Normal	0.25	Slow
Fair	Very Low	Less Favourable	High	0.50	Very Fast

IF				THEN	
Condition	Durability	Environment	Maintenance Level	DoS	Degradation Rate
Fair	Very Low	Less Favourable	High	0.50	Slow
Fair	Very Low	Less Favourable	Very High	0.50	Very Fast
Fair	Very Low	Less Favourable	Very High	0.25	Slow
Fair	Very Low	Less Favourable	Very High	0.25	Very Slow
Good	Very Low	Less Favourable	Very Low	0.50	Very Fast
Good	Very Low	Less Favourable	Very Low	0.25	Medium
Good	Very Low	Less Favourable	Very Low	0.25	Slow
Good	Very Low	Less Favourable	Low	0.25	Very Fast
Good	Very Low	Less Favourable	Low	0.25	Fast
Good	Very Low	Less Favourable	Low	0.25	Medium
Good	Very Low	Less Favourable	Low	0.25	Slow
Good	Very Low	Less Favourable	Normal	0.25	Very Fast
Good	Very Low	Less Favourable	Normal	0.50	Medium
Good	Very Low	Less Favourable	Normal	0.25	Slow
Good	Very Low	Less Favourable	High	0.25	Very Fast
Good	Very Low	Less Favourable	High	0.25	Medium
Good	Very Low	Less Favourable	High	0.50	Slow
Good	Very Low	Less Favourable	Very High	0.25	Very Fast
Good	Very Low	Less Favourable	Very High	0.25	Medium
Good	Very Low	Less Favourable	Very High	0.25	Slow
Good	Very Low	Less Favourable	Very High	0.25	Very Slow
Very Good	Very Low	Less Favourable	Very Low	0.50	Very Fast
Very Good	Very Low	Less Favourable	Very Low	0.50	Slow
Very Good	Very Low	Less Favourable	Low	0.25	Very Fast
Very Good	Very Low	Less Favourable	Low	0.25	Fast
Very Good	Very Low	Less Favourable	Low	0.50	Slow
Very Good	Very Low	Less Favourable	Normal	0.25	Very Fast
Very Good	Very Low	Less Favourable	Normal	0.25	Medium
Very Good	Very Low	Less Favourable	Normal	0.50	Slow
Very Good	Very Low	Less Favourable	High	0.25	Very Fast
Very Good	Very Low	Less Favourable	High	0.75	Slow
Very Good	Very Low	Less Favourable	Very High	0.25	Very Fast
Very Good	Very Low	Less Favourable	Very High	0.50	Slow
Very Good	Very Low	Less Favourable	Very High	0.25	Very Slow
Very Bad	Very Low	Favourable	Very Low	0.50	Very Fast
Very Bad	Very Low	Favourable	Very Low	0.50	Very Slow

IF				THEN	
Condition	Durability	Environment	Maintenance Level	DoS	Degradation Rate
Very Bad	Very Low	Favourable	Low	0.25	Very Fast
Very Bad	Very Low	Favourable	Low	0.25	Fast
Very Bad	Very Low	Favourable	Low	0.50	Very Slow
Very Bad	Very Low	Favourable	Normal	0.25	Very Fast
Very Bad	Very Low	Favourable	Normal	0.25	Medium
Very Bad	Very Low	Favourable	Normal	0.50	Very Slow
Very Bad	Very Low	Favourable	High	0.25	Very Fast
Very Bad	Very Low	Favourable	High	0.25	Slow
Very Bad	Very Low	Favourable	High	0.50	Very Slow
Very Bad	Very Low	Favourable	Very High	0.25	Very Fast
Very Bad	Very Low	Favourable	Very High	0.75	Very Slow
Bad	Very Low	Favourable	Very Low	0.50	Very Fast
Bad	Very Low	Favourable	Very Low	0.25	Fast
Bad	Very Low	Favourable	Very Low	0.25	Very Slow
Bad	Very Low	Favourable	Low	0.25	Very Fast
Bad	Very Low	Favourable	Low	0.50	Fast
Bad	Very Low	Favourable	Low	0.25	Very Slow
Bad	Very Low	Favourable	Normal	0.25	Very Fast
Bad	Very Low	Favourable	Normal	0.25	Fast
Bad	Very Low	Favourable	Normal	0.25	Medium
Bad	Very Low	Favourable	Normal	0.25	Very Slow
Bad	Very Low	Favourable	High	0.25	Very Fast
Bad	Very Low	Favourable	High	0.25	Fast
Bad	Very Low	Favourable	High	0.25	Slow
Bad	Very Low	Favourable	High	0.25	Very Slow
Bad	Very Low	Favourable	Very High	0.25	Very Fast
Bad	Very Low	Favourable	Very High	0.25	Fast
Bad	Very Low	Favourable	Very High	0.50	Very Slow
Fair	Very Low	Favourable	Very Low	0.75	Very Fast
Fair	Very Low	Favourable	Very Low	0.25	Very Slow
Fair	Very Low	Favourable	Low	0.50	Very Fast
Fair	Very Low	Favourable	Low	0.25	Fast
Fair	Very Low	Favourable	Low	0.25	Very Slow
Fair	Very Low	Favourable	Normal	0.50	Very Fast
Fair	Very Low	Favourable	Normal	0.25	Medium
Fair	Very Low	Favourable	Normal	0.25	Very Slow

IF				THEN	
Condition	Durability	Environment	Maintenance Level	DoS	Degradation Rate
Fair	Very Low	Favourable	High	0.50	Very Fast
Fair	Very Low	Favourable	High	0.25	Slow
Fair	Very Low	Favourable	High	0.25	Very Slow
Fair	Very Low	Favourable	Very High	0.50	Very Fast
Fair	Very Low	Favourable	Very High	0.50	Very Slow
Good	Very Low	Favourable	Very Low	0.50	Very Fast
Good	Very Low	Favourable	Very Low	0.25	Medium
Good	Very Low	Favourable	Very Low	0.25	Very Slow
Good	Very Low	Favourable	Low	0.25	Very Fast
Good	Very Low	Favourable	Low	0.25	Fast
Good	Very Low	Favourable	Low	0.25	Medium
Good	Very Low	Favourable	Low	0.25	Very Slow
Good	Very Low	Favourable	Normal	0.25	Very Fast
Good	Very Low	Favourable	Normal	0.50	Medium
Good	Very Low	Favourable	Normal	0.25	Very Slow
Good	Very Low	Favourable	High	0.25	Very Fast
Good	Very Low	Favourable	High	0.25	Medium
Good	Very Low	Favourable	High	0.25	Slow
Good	Very Low	Favourable	High	0.25	Very Slow
Good	Very Low	Favourable	Very High	0.25	Very Fast
Good	Very Low	Favourable	Very High	0.25	Medium
Good	Very Low	Favourable	Very High	0.50	Very Slow
Very Good	Very Low	Favourable	Very Low	0.50	Very Fast
Very Good	Very Low	Favourable	Very Low	0.25	Slow
Very Good	Very Low	Favourable	Very Low	0.25	Very Slow
Very Good	Very Low	Favourable	Low	0.25	Very Fast
Very Good	Very Low	Favourable	Low	0.25	Fast
Very Good	Very Low	Favourable	Low	0.25	Slow
Very Good	Very Low	Favourable	Low	0.25	Very Slow
Very Good	Very Low	Favourable	Normal	0.25	Very Fast
Very Good	Very Low	Favourable	Normal	0.25	Medium
Very Good	Very Low	Favourable	Normal	0.25	Slow
Very Good	Very Low	Favourable	Normal	0.25	Very Slow
Very Good	Very Low	Favourable	High	0.25	Very Fast
Very Good	Very Low	Favourable	High	0.50	Slow
Very Good	Very Low	Favourable	High	0.25	Very Slow

IF				THEN	
Condition	Durability	Environment	Maintenance Level	DoS	Degradation Rate
Very Good	Very Low	Favourable	Very High	0.25	Very Fast
Very Good	Very Low	Favourable	Very High	0.25	Slow
Very Good	Very Low	Favourable	Very High	0.50	Very Slow
Very Bad	Low	Very Aggressive	Very Low	0.50	Very Fast
Very Bad	Low	Very Aggressive	Very Low	0.25	Fast
Very Bad	Low	Very Aggressive	Very Low	0.25	Very Slow
Very Bad	Low	Very Aggressive	Low	0.25	Very Fast
Very Bad	Low	Very Aggressive	Low	0.50	Fast
Very Bad	Low	Very Aggressive	Low	0.25	Very Slow
Very Bad	Low	Very Aggressive	Normal	0.25	Very Fast
Very Bad	Low	Very Aggressive	Normal	0.25	Fast
Very Bad	Low	Very Aggressive	Normal	0.25	Medium
Very Bad	Low	Very Aggressive	Normal	0.25	Very Slow
Very Bad	Low	Very Aggressive	High	0.25	Very Fast
Very Bad	Low	Very Aggressive	High	0.25	Fast
Very Bad	Low	Very Aggressive	High	0.25	Slow
Very Bad	Low	Very Aggressive	High	0.25	Very Slow
Very Bad	Low	Very Aggressive	Very High	0.25	Very Fast
Very Bad	Low	Very Aggressive	Very High	0.25	Fast
Very Bad	Low	Very Aggressive	Very High	0.50	Very Slow
Bad	Low	Very Aggressive	Very Low	0.50	Very Fast
Bad	Low	Very Aggressive	Very Low	0.50	Fast
Bad	Low	Very Aggressive	Low	0.25	Very Fast
Bad	Low	Very Aggressive	Low	0.75	Fast
Bad	Low	Very Aggressive	Normal	0.25	Very Fast
Bad	Low	Very Aggressive	Normal	0.50	Fast
Bad	Low	Very Aggressive	Normal	0.25	Medium
Bad	Low	Very Aggressive	High	0.25	Very Fast
Bad	Low	Very Aggressive	High	0.50	Fast
Bad	Low	Very Aggressive	High	0.25	Slow
Bad	Low	Very Aggressive	Very High	0.25	Very Fast
Bad	Low	Very Aggressive	Very High	0.50	Fast
Bad	Low	Very Aggressive	Very High	0.25	Very Slow
Fair	Low	Very Aggressive	Very Low	0.75	Very Fast
Fair	Low	Very Aggressive	Very Low	0.25	Fast
Fair	Low	Very Aggressive	Low	0.50	Very Fast

IF				THEN	
Condition	Durability	Environment	Maintenance Level	DoS	Degradation Rate
Fair	Low	Very Aggressive	Low	0.50	Fast
Fair	Low	Very Aggressive	Normal	0.50	Very Fast
Fair	Low	Very Aggressive	Normal	0.25	Fast
Fair	Low	Very Aggressive	Normal	0.25	Medium
Fair	Low	Very Aggressive	High	0.50	Very Fast
Fair	Low	Very Aggressive	High	0.25	Fast
Fair	Low	Very Aggressive	High	0.25	Slow
Fair	Low	Very Aggressive	Very High	0.50	Very Fast
Fair	Low	Very Aggressive	Very High	0.25	Fast
Fair	Low	Very Aggressive	Very High	0.25	Very Slow
Good	Low	Very Aggressive	Very Low	0.50	Very Fast
Good	Low	Very Aggressive	Very Low	0.25	Fast
Good	Low	Very Aggressive	Very Low	0.25	Medium
Good	Low	Very Aggressive	Low	0.25	Very Fast
Good	Low	Very Aggressive	Low	0.50	Fast
Good	Low	Very Aggressive	Low	0.25	Medium
Good	Low	Very Aggressive	Normal	0.25	Very Fast
Good	Low	Very Aggressive	Normal	0.25	Fast
Good	Low	Very Aggressive	Normal	0.50	Medium
Good	Low	Very Aggressive	High	0.25	Very Fast
Good	Low	Very Aggressive	High	0.25	Fast
Good	Low	Very Aggressive	High	0.25	Medium
Good	Low	Very Aggressive	High	0.25	Slow
Good	Low	Very Aggressive	Very High	0.25	Very Fast
Good	Low	Very Aggressive	Very High	0.25	Fast
Good	Low	Very Aggressive	Very High	0.25	Medium
Good	Low	Very Aggressive	Very High	0.25	Very Slow
Very Good	Low	Very Aggressive	Very Low	0.50	Very Fast
Very Good	Low	Very Aggressive	Very Low	0.25	Fast
Very Good	Low	Very Aggressive	Very Low	0.25	Slow
Very Good	Low	Very Aggressive	Low	0.25	Very Fast
Very Good	Low	Very Aggressive	Low	0.50	Fast
Very Good	Low	Very Aggressive	Low	0.25	Slow
Very Good	Low	Very Aggressive	Normal	0.25	Very Fast
Very Good	Low	Very Aggressive	Normal	0.25	Fast
Very Good	Low	Very Aggressive	Normal	0.25	Medium

IF				THEN	
Condition	Durability	Environment	Maintenance Level	DoS	Degradation Rate
Very Good	Low	Very Aggressive	Normal	0.25	Slow
Very Good	Low	Very Aggressive	High	0.25	Very Fast
Very Good	Low	Very Aggressive	High	0.25	Fast
Very Good	Low	Very Aggressive	High	0.50	Slow
Very Good	Low	Very Aggressive	Very High	0.25	Very Fast
Very Good	Low	Very Aggressive	Very High	0.25	Fast
Very Good	Low	Very Aggressive	Very High	0.25	Slow
Very Good	Low	Very Aggressive	Very High	0.25	Very Slow
Very Bad	Low	Aggressive	Very Low	0.25	Very Fast
Very Bad	Low	Aggressive	Very Low	0.50	Fast
Very Bad	Low	Aggressive	Very Low	0.25	Very Slow
Very Bad	Low	Aggressive	Low	0.75	Fast
Very Bad	Low	Aggressive	Low	0.25	Very Slow
Very Bad	Low	Aggressive	Normal	0.50	Fast
Very Bad	Low	Aggressive	Normal	0.25	Medium
Very Bad	Low	Aggressive	Normal	0.25	Very Slow
Very Bad	Low	Aggressive	High	0.50	Fast
Very Bad	Low	Aggressive	High	0.25	Slow
Very Bad	Low	Aggressive	High	0.25	Very Slow
Very Bad	Low	Aggressive	Very High	0.50	Fast
Very Bad	Low	Aggressive	Very High	0.50	Very Slow
Bad	Low	Aggressive	Very Low	0.75	Fast
Bad	Low	Aggressive	Very Low	0.25	Very Fast
Bad	Low	Aggressive	Low	1.00	Fast
Bad	Low	Aggressive	Normal	0.75	Fast
Bad	Low	Aggressive	Normal	0.25	Medium
Bad	Low	Aggressive	High	0.75	Fast
Bad	Low	Aggressive	High	0.25	Slow
Bad	Low	Aggressive	Very High	0.75	Fast
Bad	Low	Aggressive	Very High	0.25	Very Slow
Fair	Low	Aggressive	Very Low	0.50	Very Fast
Fair	Low	Aggressive	Very Low	0.50	Fast
Fair	Low	Aggressive	Low	0.25	Very Fast
Fair	Low	Aggressive	Low	0.75	Fast
Fair	Low	Aggressive	Normal	0.25	Very Fast
Fair	Low	Aggressive	Normal	0.50	Fast

IF				THEN	
Condition	Durability	Environment	Maintenance Level	DoS	Degradation Rate
Fair	Low	Aggressive	Normal	0.25	Medium
Fair	Low	Aggressive	High	0.25	Very Fast
Fair	Low	Aggressive	High	0.50	Fast
Fair	Low	Aggressive	High	0.25	Slow
Fair	Low	Aggressive	Very High	0.25	Very Fast
Fair	Low	Aggressive	Very High	0.50	Fast
Fair	Low	Aggressive	Very High	0.25	Very Slow
Good	Low	Aggressive	Very Low	0.25	Very Fast
Good	Low	Aggressive	Very Low	0.50	Fast
Good	Low	Aggressive	Very Low	0.25	Medium
Good	Low	Aggressive	Low	0.75	Fast
Good	Low	Aggressive	Low	0.25	Medium
Good	Low	Aggressive	Normal	0.50	Fast
Good	Low	Aggressive	Normal	0.50	Medium
Good	Low	Aggressive	High	0.50	Fast
Good	Low	Aggressive	High	0.25	Medium
Good	Low	Aggressive	High	0.25	Slow
Good	Low	Aggressive	Very High	0.50	Fast
Good	Low	Aggressive	Very High	0.25	Medium
Good	Low	Aggressive	Very High	0.25	Very Slow
Very Good	Low	Aggressive	Very Low	0.25	Very Fast
Very Good	Low	Aggressive	Very Low	0.50	Fast
Very Good	Low	Aggressive	Very Low	0.25	Slow
Very Good	Low	Aggressive	Low	0.75	Fast
Very Good	Low	Aggressive	Low	0.25	Slow
Very Good	Low	Aggressive	Normal	0.50	Fast
Very Good	Low	Aggressive	Normal	0.25	Medium
Very Good	Low	Aggressive	Normal	0.25	Slow
Very Good	Low	Aggressive	High	0.50	Fast
Very Good	Low	Aggressive	High	0.50	Slow
Very Good	Low	Aggressive	Very High	0.50	Fast
Very Good	Low	Aggressive	Very High	0.25	Slow
Very Good	Low	Aggressive	Very High	0.25	Very Slow
Very Bad	Low	Slightly Aggressive	Very Low	0.25	Very Fast
Very Bad	Low	Slightly Aggressive	Very Low	0.25	Fast
Very Bad	Low	Slightly Aggressive	Very Low	0.25	Medium

IF				THEN	
Condition	Durability	Environment	Maintenance Level	DoS	Degradation Rate
Very Bad	Low	Slightly Aggressive	Very Low	0.25	Very Slow
Very Bad	Low	Slightly Aggressive	Low	0.50	Fast
Very Bad	Low	Slightly Aggressive	Low	0.25	Medium
Very Bad	Low	Slightly Aggressive	Low	0.25	Very Slow
Very Bad	Low	Slightly Aggressive	Normal	0.25	Fast
Very Bad	Low	Slightly Aggressive	Normal	0.50	Medium
Very Bad	Low	Slightly Aggressive	Normal	0.25	Very Slow
Very Bad	Low	Slightly Aggressive	High	0.25	Fast
Very Bad	Low	Slightly Aggressive	High	0.25	Medium
Very Bad	Low	Slightly Aggressive	High	0.25	Slow
Very Bad	Low	Slightly Aggressive	High	0.25	Very Slow
Very Bad	Low	Slightly Aggressive	Very High	0.25	Fast
Very Bad	Low	Slightly Aggressive	Very High	0.25	Medium
Very Bad	Low	Slightly Aggressive	Very High	0.50	Very Slow
Bad	Low	Slightly Aggressive	Very Low	0.25	Very Fast
Bad	Low	Slightly Aggressive	Very Low	0.50	Fast
Bad	Low	Slightly Aggressive	Very Low	0.25	Medium
Bad	Low	Slightly Aggressive	Low	0.75	Fast
Bad	Low	Slightly Aggressive	Low	0.25	Medium
Bad	Low	Slightly Aggressive	Normal	0.50	Fast
Bad	Low	Slightly Aggressive	Normal	0.50	Medium
Bad	Low	Slightly Aggressive	High	0.50	Fast
Bad	Low	Slightly Aggressive	High	0.25	Medium
Bad	Low	Slightly Aggressive	High	0.25	Slow
Bad	Low	Slightly Aggressive	Very High	0.50	Fast
Bad	Low	Slightly Aggressive	Very High	0.25	Medium
Bad	Low	Slightly Aggressive	Very High	0.25	Very Slow
Fair	Low	Slightly Aggressive	Very Low	0.50	Very Fast
Fair	Low	Slightly Aggressive	Very Low	0.25	Fast
Fair	Low	Slightly Aggressive	Very Low	0.25	Medium
Fair	Low	Slightly Aggressive	Low	0.25	Very Fast
Fair	Low	Slightly Aggressive	Low	0.50	Fast
Fair	Low	Slightly Aggressive	Low	0.25	Medium
Fair	Low	Slightly Aggressive	Normal	0.25	Very Fast
Fair	Low	Slightly Aggressive	Normal	0.25	Fast
Fair	Low	Slightly Aggressive	Normal	0.50	Medium

IF				THEN	
Condition	Durability	Environment	Maintenance Level	DoS	Degradation Rate
Fair	Low	Slightly Aggressive	High	0.25	Very Fast
Fair	Low	Slightly Aggressive	High	0.25	Fast
Fair	Low	Slightly Aggressive	High	0.25	Medium
Fair	Low	Slightly Aggressive	High	0.25	Slow
Fair	Low	Slightly Aggressive	Very High	0.25	Very Fast
Fair	Low	Slightly Aggressive	Very High	0.25	Fast
Fair	Low	Slightly Aggressive	Very High	0.25	Medium
Fair	Low	Slightly Aggressive	Very High	0.25	Very Slow
Good	Low	Slightly Aggressive	Very Low	0.25	Very Fast
Good	Low	Slightly Aggressive	Very Low	0.25	Fast
Good	Low	Slightly Aggressive	Very Low	0.50	Medium
Good	Low	Slightly Aggressive	Low	0.50	Fast
Good	Low	Slightly Aggressive	Low	0.50	Medium
Good	Low	Slightly Aggressive	Normal	0.75	Medium
Good	Low	Slightly Aggressive	Normal	0.25	Fast
Good	Low	Slightly Aggressive	High	0.25	Fast
Good	Low	Slightly Aggressive	High	0.50	Medium
Good	Low	Slightly Aggressive	High	0.25	Slow
Good	Low	Slightly Aggressive	Very High	0.25	Fast
Good	Low	Slightly Aggressive	Very High	0.50	Medium
Good	Low	Slightly Aggressive	Very High	0.25	Very Slow
Very Good	Low	Slightly Aggressive	Very Low	0.25	Very Fast
Very Good	Low	Slightly Aggressive	Very Low	0.25	Fast
Very Good	Low	Slightly Aggressive	Very Low	0.25	Medium
Very Good	Low	Slightly Aggressive	Very Low	0.25	Slow
Very Good	Low	Slightly Aggressive	Low	0.50	Fast
Very Good	Low	Slightly Aggressive	Low	0.25	Medium
Very Good	Low	Slightly Aggressive	Low	0.25	Slow
Very Good	Low	Slightly Aggressive	Normal	0.25	Fast
Very Good	Low	Slightly Aggressive	Normal	0.50	Medium
Very Good	Low	Slightly Aggressive	Normal	0.25	Slow
Very Good	Low	Slightly Aggressive	High	0.25	Fast
Very Good	Low	Slightly Aggressive	High	0.25	Medium
Very Good	Low	Slightly Aggressive	High	0.50	Slow
Very Good	Low	Slightly Aggressive	Very High	0.25	Fast
Very Good	Low	Slightly Aggressive	Very High	0.25	Medium

IF				THEN	
Condition	Durability	Environment	Maintenance Level	DoS	Degradation Rate
Very Good	Low	Slightly Aggressive	Very High	0.25	Slow
Very Good	Low	Slightly Aggressive	Very High	0.25	Very Slow
Very Bad	Low	Less Favourable	Very Low	0.25	Very Fast
Very Bad	Low	Less Favourable	Very Low	0.25	Fast
Very Bad	Low	Less Favourable	Very Low	0.25	Slow
Very Bad	Low	Less Favourable	Very Low	0.25	Very Slow
Very Bad	Low	Less Favourable	Low	0.50	Fast
Very Bad	Low	Less Favourable	Low	0.25	Slow
Very Bad	Low	Less Favourable	Low	0.25	Very Slow
Very Bad	Low	Less Favourable	Normal	0.25	Fast
Very Bad	Low	Less Favourable	Normal	0.25	Medium
Very Bad	Low	Less Favourable	Normal	0.25	Slow
Very Bad	Low	Less Favourable	Normal	0.25	Very Slow
Very Bad	Low	Less Favourable	High	0.25	Fast
Very Bad	Low	Less Favourable	High	0.50	Slow
Very Bad	Low	Less Favourable	High	0.25	Very Slow
Very Bad	Low	Less Favourable	Very High	0.25	Fast
Very Bad	Low	Less Favourable	Very High	0.25	Slow
Very Bad	Low	Less Favourable	Very High	0.50	Very Slow
Bad	Low	Less Favourable	Very Low	0.25	Very Fast
Bad	Low	Less Favourable	Very Low	0.50	Fast
Bad	Low	Less Favourable	Very Low	0.25	Slow
Bad	Low	Less Favourable	Low	0.75	Fast
Bad	Low	Less Favourable	Low	0.25	Slow
Bad	Low	Less Favourable	Normal	0.50	Fast
Bad	Low	Less Favourable	Normal	0.25	Medium
Bad	Low	Less Favourable	Normal	0.25	Slow
Bad	Low	Less Favourable	High	0.50	Fast
Bad	Low	Less Favourable	High	0.50	Slow
Bad	Low	Less Favourable	Very High	0.50	Fast
Bad	Low	Less Favourable	Very High	0.25	Slow
Bad	Low	Less Favourable	Very High	0.25	Very Slow
Fair	Low	Less Favourable	Very Low	0.50	Very Fast
Fair	Low	Less Favourable	Very Low	0.25	Fast
Fair	Low	Less Favourable	Very Low	0.25	Slow
Fair	Low	Less Favourable	Low	0.25	Very Fast

IF				THEN	
Condition	Durability	Environment	Maintenance Level	DoS	Degradation Rate
Fair	Low	Less Favourable	Low	0.50	Fast
Fair	Low	Less Favourable	Low	0.25	Slow
Fair	Low	Less Favourable	Normal	0.25	Very Fast
Fair	Low	Less Favourable	Normal	0.25	Fast
Fair	Low	Less Favourable	Normal	0.25	Medium
Fair	Low	Less Favourable	Normal	0.25	Slow
Fair	Low	Less Favourable	High	0.25	Very Fast
Fair	Low	Less Favourable	High	0.25	Fast
Fair	Low	Less Favourable	High	0.50	Slow
Fair	Low	Less Favourable	Very High	0.25	Very Fast
Fair	Low	Less Favourable	Very High	0.25	Fast
Fair	Low	Less Favourable	Very High	0.25	Slow
Fair	Low	Less Favourable	Very High	0.25	Very Slow
Good	Low	Less Favourable	Very Low	0.25	Very Fast
Good	Low	Less Favourable	Very Low	0.25	Fast
Good	Low	Less Favourable	Very Low	0.25	Medium
Good	Low	Less Favourable	Very Low	0.25	Slow
Good	Low	Less Favourable	Low	0.50	Fast
Good	Low	Less Favourable	Low	0.25	Medium
Good	Low	Less Favourable	Low	0.25	Slow
Good	Low	Less Favourable	Normal	0.25	Fast
Good	Low	Less Favourable	Normal	0.50	Medium
Good	Low	Less Favourable	Normal	0.25	Slow
Good	Low	Less Favourable	High	0.25	Fast
Good	Low	Less Favourable	High	0.25	Medium
Good	Low	Less Favourable	High	0.50	Slow
Good	Low	Less Favourable	Very High	0.25	Fast
Good	Low	Less Favourable	Very High	0.25	Medium
Good	Low	Less Favourable	Very High	0.25	Slow
Good	Low	Less Favourable	Very High	0.25	Very Slow
Very Good	Low	Less Favourable	Very Low	0.25	Very Fast
Very Good	Low	Less Favourable	Very Low	0.25	Fast
Very Good	Low	Less Favourable	Very Low	0.50	Slow
Very Good	Low	Less Favourable	Low	0.50	Fast
Very Good	Low	Less Favourable	Low	0.50	Slow
Very Good	Low	Less Favourable	Normal	0.25	Fast

IF				THEN	
Condition	Durability	Environment	Maintenance Level	DoS	Degradation Rate
Very Good	Low	Less Favourable	Normal	0.25	Medium
Very Good	Low	Less Favourable	Normal	0.50	Slow
Very Good	Low	Less Favourable	High	0.25	Fast
Very Good	Low	Less Favourable	High	0.75	Slow
Very Good	Low	Less Favourable	Very High	0.25	Fast
Very Good	Low	Less Favourable	Very High	0.50	Slow
Very Good	Low	Less Favourable	Very High	0.25	Very Slow
Very Bad	Low	Favourable	Very Low	0.25	Very Fast
Very Bad	Low	Favourable	Very Low	0.25	Fast
Very Bad	Low	Favourable	Very Low	0.50	Very Slow
Very Bad	Low	Favourable	Low	0.50	Fast
Very Bad	Low	Favourable	Low	0.50	Very Slow
Very Bad	Low	Favourable	Normal	0.25	Fast
Very Bad	Low	Favourable	Normal	0.25	Medium
Very Bad	Low	Favourable	Normal	0.50	Very Slow
Very Bad	Low	Favourable	High	0.25	Fast
Very Bad	Low	Favourable	High	0.25	Slow
Very Bad	Low	Favourable	High	0.50	Very Slow
Very Bad	Low	Favourable	Very High	0.25	Fast
Very Bad	Low	Favourable	Very High	0.75	Very Slow
Bad	Low	Favourable	Very Low	0.25	Very Fast
Bad	Low	Favourable	Very Low	0.50	Fast
Bad	Low	Favourable	Very Low	0.25	Very Slow
Bad	Low	Favourable	Low	0.75	Fast
Bad	Low	Favourable	Low	0.25	Very Slow
Bad	Low	Favourable	Normal	0.50	Fast
Bad	Low	Favourable	Normal	0.25	Medium
Bad	Low	Favourable	Normal	0.25	Very Slow
Bad	Low	Favourable	High	0.50	Fast
Bad	Low	Favourable	High	0.25	Slow
Bad	Low	Favourable	High	0.25	Very Slow
Bad	Low	Favourable	Very High	0.50	Fast
Bad	Low	Favourable	Very High	0.50	Very Slow
Fair	Low	Favourable	Very Low	0.50	Very Fast
Fair	Low	Favourable	Very Low	0.25	Fast
Fair	Low	Favourable	Very Low	0.25	Very Slow

IF				THEN	
Condition	Durability	Environment	Maintenance Level	DoS	Degradation Rate
Fair	Low	Favourable	Low	0.25	Very Fast
Fair	Low	Favourable	Low	0.50	Fast
Fair	Low	Favourable	Low	0.25	Very Slow
Fair	Low	Favourable	Normal	0.25	Very Fast
Fair	Low	Favourable	Normal	0.25	Fast
Fair	Low	Favourable	Normal	0.25	Medium
Fair	Low	Favourable	Normal	0.25	Very Slow
Fair	Low	Favourable	High	0.25	Very Fast
Fair	Low	Favourable	High	0.25	Fast
Fair	Low	Favourable	High	0.25	Slow
Fair	Low	Favourable	High	0.25	Very Slow
Fair	Low	Favourable	Very High	0.25	Very Fast
Fair	Low	Favourable	Very High	0.25	Fast
Fair	Low	Favourable	Very High	0.50	Very Slow
Good	Low	Favourable	Very Low	0.25	Very Fast
Good	Low	Favourable	Very Low	0.25	Fast
Good	Low	Favourable	Very Low	0.25	Medium
Good	Low	Favourable	Very Low	0.25	Very Slow
Good	Low	Favourable	Low	0.50	Fast
Good	Low	Favourable	Low	0.25	Medium
Good	Low	Favourable	Low	0.25	Very Slow
Good	Low	Favourable	Normal	0.25	Fast
Good	Low	Favourable	Normal	0.50	Medium
Good	Low	Favourable	Normal	0.25	Very Slow
Good	Low	Favourable	High	0.25	Fast
Good	Low	Favourable	High	0.25	Medium
Good	Low	Favourable	High	0.25	Slow
Good	Low	Favourable	High	0.25	Very Slow
Good	Low	Favourable	Very High	0.25	Fast
Good	Low	Favourable	Very High	0.25	Medium
Good	Low	Favourable	Very High	0.50	Very Slow
Very Good	Low	Favourable	Very Low	0.25	Very Fast
Very Good	Low	Favourable	Very Low	0.25	Fast
Very Good	Low	Favourable	Very Low	0.25	Slow
Very Good	Low	Favourable	Very Low	0.25	Very Slow
Very Good	Low	Favourable	Low	0.50	Fast

IF				THEN	
Condition	Durability	Environment	Maintenance Level	DoS	Degradation Rate
Very Good	Low	Favourable	Low	0.25	Slow
Very Good	Low	Favourable	Low	0.25	Very Slow
Very Good	Low	Favourable	Normal	0.25	Fast
Very Good	Low	Favourable	Normal	0.25	Medium
Very Good	Low	Favourable	Normal	0.25	Slow
Very Good	Low	Favourable	Normal	0.25	Very Slow
Very Good	Low	Favourable	High	0.25	Fast
Very Good	Low	Favourable	High	0.50	Slow
Very Good	Low	Favourable	High	0.25	Very Slow
Very Good	Low	Favourable	Very High	0.25	Fast
Very Good	Low	Favourable	Very High	0.25	Slow
Very Good	Low	Favourable	Very High	0.50	Very Slow
Very Bad	Medium	Very Aggressive	Very Low	0.50	Very Fast
Very Bad	Medium	Very Aggressive	Very Low	0.25	Medium
Very Bad	Medium	Very Aggressive	Very Low	0.25	Very Slow
Very Bad	Medium	Very Aggressive	Low	0.25	Very Fast
Very Bad	Medium	Very Aggressive	Low	0.25	Fast
Very Bad	Medium	Very Aggressive	Low	0.25	Medium
Very Bad	Medium	Very Aggressive	Low	0.25	Very Slow
Very Bad	Medium	Very Aggressive	Normal	0.25	Very Fast
Very Bad	Medium	Very Aggressive	Normal	0.50	Medium
Very Bad	Medium	Very Aggressive	Normal	0.25	Very Slow
Very Bad	Medium	Very Aggressive	High	0.25	Very Fast
Very Bad	Medium	Very Aggressive	High	0.25	Medium
Very Bad	Medium	Very Aggressive	High	0.25	Slow
Very Bad	Medium	Very Aggressive	High	0.25	Very Slow
Very Bad	Medium	Very Aggressive	Very High	0.25	Very Fast
Very Bad	Medium	Very Aggressive	Very High	0.25	Medium
Very Bad	Medium	Very Aggressive	Very High	0.50	Very Slow
Bad	Medium	Very Aggressive	Very Low	0.50	Very Fast
Bad	Medium	Very Aggressive	Very Low	0.25	Fast
Bad	Medium	Very Aggressive	Very Low	0.25	Medium
Bad	Medium	Very Aggressive	Low	0.25	Very Fast
Bad	Medium	Very Aggressive	Low	0.50	Fast
Bad	Medium	Very Aggressive	Low	0.25	Medium
Bad	Medium	Very Aggressive	Normal	0.25	Very Fast

IF				THEN	
Condition	Durability	Environment	Maintenance Level	DoS	Degradation Rate
Bad	Medium	Very Aggressive	Normal	0.25	Fast
Bad	Medium	Very Aggressive	Normal	0.50	Medium
Bad	Medium	Very Aggressive	High	0.25	Very Fast
Bad	Medium	Very Aggressive	High	0.25	Fast
Bad	Medium	Very Aggressive	High	0.25	Medium
Bad	Medium	Very Aggressive	High	0.25	Slow
Bad	Medium	Very Aggressive	Very High	0.25	Very Fast
Bad	Medium	Very Aggressive	Very High	0.25	Fast
Bad	Medium	Very Aggressive	Very High	0.25	Medium
Bad	Medium	Very Aggressive	Very High	0.25	Very Slow
Fair	Medium	Very Aggressive	Very Low	0.75	Very Fast
Fair	Medium	Very Aggressive	Very Low	0.25	Medium
Fair	Medium	Very Aggressive	Low	0.50	Very Fast
Fair	Medium	Very Aggressive	Low	0.25	Fast
Fair	Medium	Very Aggressive	Low	0.25	Medium
Fair	Medium	Very Aggressive	Normal	0.50	Very Fast
Fair	Medium	Very Aggressive	Normal	0.50	Medium
Fair	Medium	Very Aggressive	High	0.50	Very Fast
Fair	Medium	Very Aggressive	High	0.25	Medium
Fair	Medium	Very Aggressive	High	0.25	Slow
Fair	Medium	Very Aggressive	Very High	0.50	Very Fast
Fair	Medium	Very Aggressive	Very High	0.25	Medium
Fair	Medium	Very Aggressive	Very High	0.25	Very Slow
Good	Medium	Very Aggressive	Very Low	0.50	Very Fast
Good	Medium	Very Aggressive	Very Low	0.50	Medium
Good	Medium	Very Aggressive	Low	0.25	Very Fast
Good	Medium	Very Aggressive	Low	0.25	Fast
Good	Medium	Very Aggressive	Low	0.50	Medium
Good	Medium	Very Aggressive	Normal	0.25	Very Fast
Good	Medium	Very Aggressive	Normal	0.75	Medium
Good	Medium	Very Aggressive	High	0.25	Very Fast
Good	Medium	Very Aggressive	High	0.50	Medium
Good	Medium	Very Aggressive	High	0.25	Slow
Good	Medium	Very Aggressive	Very High	0.25	Very Fast
Good	Medium	Very Aggressive	Very High	0.50	Medium
Good	Medium	Very Aggressive	Very High	0.25	Very Slow

IF				THEN	
Condition	Durability	Environment	Maintenance Level	DoS	Degradation Rate
Very Good	Medium	Very Aggressive	Very Low	0.50	Very Fast
Very Good	Medium	Very Aggressive	Very Low	0.25	Medium
Very Good	Medium	Very Aggressive	Very Low	0.25	Slow
Very Good	Medium	Very Aggressive	Low	0.25	Very Fast
Very Good	Medium	Very Aggressive	Low	0.25	Fast
Very Good	Medium	Very Aggressive	Low	0.25	Medium
Very Good	Medium	Very Aggressive	Low	0.25	Slow
Very Good	Medium	Very Aggressive	Normal	0.25	Very Fast
Very Good	Medium	Very Aggressive	Normal	0.50	Medium
Very Good	Medium	Very Aggressive	Normal	0.25	Slow
Very Good	Medium	Very Aggressive	High	0.25	Very Fast
Very Good	Medium	Very Aggressive	High	0.25	Medium
Very Good	Medium	Very Aggressive	High	0.50	Slow
Very Good	Medium	Very Aggressive	Very High	0.25	Very Fast
Very Good	Medium	Very Aggressive	Very High	0.25	Medium
Very Good	Medium	Very Aggressive	Very High	0.25	Slow
Very Good	Medium	Very Aggressive	Very High	0.25	Very Slow
Very Bad	Medium	Aggressive	Very Low	0.25	Very Fast
Very Bad	Medium	Aggressive	Very Low	0.25	Fast
Very Bad	Medium	Aggressive	Very Low	0.25	Medium
Very Bad	Medium	Aggressive	Very Low	0.25	Very Slow
Very Bad	Medium	Aggressive	Low	0.50	Fast
Very Bad	Medium	Aggressive	Low	0.25	Medium
Very Bad	Medium	Aggressive	Low	0.25	Very Slow
Very Bad	Medium	Aggressive	Normal	0.25	Fast
Very Bad	Medium	Aggressive	Normal	0.50	Medium
Very Bad	Medium	Aggressive	Normal	0.25	Very Slow
Very Bad	Medium	Aggressive	High	0.25	Fast
Very Bad	Medium	Aggressive	High	0.25	Medium
Very Bad	Medium	Aggressive	High	0.25	Slow
Very Bad	Medium	Aggressive	High	0.25	Very Slow
Very Bad	Medium	Aggressive	Very High	0.25	Fast
Very Bad	Medium	Aggressive	Very High	0.25	Medium
Very Bad	Medium	Aggressive	Very High	0.50	Very Slow
Bad	Medium	Aggressive	Very Low	0.25	Very Fast
Bad	Medium	Aggressive	Very Low	0.50	Fast

IF				THEN	
Condition	Durability	Environment	Maintenance Level	DoS	Degradation Rate
Bad	Medium	Aggressive	Very Low	0.25	Medium
Bad	Medium	Aggressive	Low	0.75	Fast
Bad	Medium	Aggressive	Low	0.25	Medium
Bad	Medium	Aggressive	Normal	0.50	Fast
Bad	Medium	Aggressive	Normal	0.50	Medium
Bad	Medium	Aggressive	High	0.50	Fast
Bad	Medium	Aggressive	High	0.25	Medium
Bad	Medium	Aggressive	High	0.25	Slow
Bad	Medium	Aggressive	Very High	0.50	Fast
Bad	Medium	Aggressive	Very High	0.25	Medium
Bad	Medium	Aggressive	Very High	0.25	Very Slow
Fair	Medium	Aggressive	Very Low	0.50	Very Fast
Fair	Medium	Aggressive	Very Low	0.25	Fast
Fair	Medium	Aggressive	Very Low	0.25	Medium
Fair	Medium	Aggressive	Low	0.25	Very Fast
Fair	Medium	Aggressive	Low	0.50	Fast
Fair	Medium	Aggressive	Low	0.25	Medium
Fair	Medium	Aggressive	Normal	0.25	Very Fast
Fair	Medium	Aggressive	Normal	0.50	Medium
Fair	Medium	Aggressive	Normal	0.25	Fast
Fair	Medium	Aggressive	High	0.25	Very Fast
Fair	Medium	Aggressive	High	0.25	Fast
Fair	Medium	Aggressive	High	0.25	Medium
Fair	Medium	Aggressive	High	0.25	Slow
Fair	Medium	Aggressive	Very High	0.25	Very Fast
Fair	Medium	Aggressive	Very High	0.25	Fast
Fair	Medium	Aggressive	Very High	0.25	Medium
Fair	Medium	Aggressive	Very High	0.25	Very Slow
Good	Medium	Aggressive	Very Low	0.25	Very Fast
Good	Medium	Aggressive	Very Low	0.25	Fast
Good	Medium	Aggressive	Very Low	0.50	Medium
Good	Medium	Aggressive	Low	0.50	Fast
Good	Medium	Aggressive	Low	0.50	Medium
Good	Medium	Aggressive	Normal	0.25	Fast
Good	Medium	Aggressive	Normal	0.75	Medium
Good	Medium	Aggressive	High	0.25	Fast

IF				THEN	
Condition	Durability	Environment	Maintenance Level	DoS	Degradation Rate
Good	Medium	Aggressive	High	0.50	Medium
Good	Medium	Aggressive	High	0.25	Slow
Good	Medium	Aggressive	Very High	0.25	Fast
Good	Medium	Aggressive	Very High	0.50	Medium
Good	Medium	Aggressive	Very High	0.25	Very Slow
Very Good	Medium	Aggressive	Very Low	0.25	Very Fast
Very Good	Medium	Aggressive	Very Low	0.25	Fast
Very Good	Medium	Aggressive	Very Low	0.25	Medium
Very Good	Medium	Aggressive	Very Low	0.25	Slow
Very Good	Medium	Aggressive	Low	0.50	Fast
Very Good	Medium	Aggressive	Low	0.25	Medium
Very Good	Medium	Aggressive	Low	0.25	Slow
Very Good	Medium	Aggressive	Normal	0.25	Fast
Very Good	Medium	Aggressive	Normal	0.50	Medium
Very Good	Medium	Aggressive	Normal	0.25	Slow
Very Good	Medium	Aggressive	High	0.25	Fast
Very Good	Medium	Aggressive	High	0.25	Medium
Very Good	Medium	Aggressive	High	0.50	Slow
Very Good	Medium	Aggressive	Very High	0.25	Fast
Very Good	Medium	Aggressive	Very High	0.25	Medium
Very Good	Medium	Aggressive	Very High	0.25	Slow
Very Good	Medium	Aggressive	Very High	0.25	Very Slow
Very Bad	Medium	Slightly Aggressive	Very Low	0.25	Very Fast
Very Bad	Medium	Slightly Aggressive	Very Low	0.50	Medium
Very Bad	Medium	Slightly Aggressive	Very Low	0.25	Very Slow
Very Bad	Medium	Slightly Aggressive	Low	0.25	Fast
Very Bad	Medium	Slightly Aggressive	Low	0.50	Medium
Very Bad	Medium	Slightly Aggressive	Low	0.25	Very Slow
Very Bad	Medium	Slightly Aggressive	Normal	0.75	Medium
Very Bad	Medium	Slightly Aggressive	Normal	0.25	Very Slow
Very Bad	Medium	Slightly Aggressive	High	0.50	Medium
Very Bad	Medium	Slightly Aggressive	High	0.25	Slow
Very Bad	Medium	Slightly Aggressive	High	0.25	Very Slow
Very Bad	Medium	Slightly Aggressive	Very High	0.50	Medium
Very Bad	Medium	Slightly Aggressive	Very High	0.50	Very Slow
Bad	Medium	Slightly Aggressive	Very Low	0.25	Very Fast

IF				THEN	
Condition	Durability	Environment	Maintenance Level	DoS	Degradation Rate
Bad	Medium	Slightly Aggressive	Very Low	0.25	Fast
Bad	Medium	Slightly Aggressive	Very Low	0.50	Medium
Bad	Medium	Slightly Aggressive	Low	0.50	Medium
Bad	Medium	Slightly Aggressive	Low	0.50	Fast
Bad	Medium	Slightly Aggressive	Normal	0.25	Fast
Bad	Medium	Slightly Aggressive	Normal	0.75	Medium
Bad	Medium	Slightly Aggressive	High	0.25	Fast
Bad	Medium	Slightly Aggressive	High	0.50	Medium
Bad	Medium	Slightly Aggressive	High	0.25	Slow
Bad	Medium	Slightly Aggressive	Very High	0.25	Fast
Bad	Medium	Slightly Aggressive	Very High	0.50	Medium
Bad	Medium	Slightly Aggressive	Very High	0.25	Very Slow
Fair	Medium	Slightly Aggressive	Very Low	0.50	Very Fast
Fair	Medium	Slightly Aggressive	Very Low	0.50	Medium
Fair	Medium	Slightly Aggressive	Low	0.25	Very Fast
Fair	Medium	Slightly Aggressive	Low	0.25	Fast
Fair	Medium	Slightly Aggressive	Low	0.50	Medium
Fair	Medium	Slightly Aggressive	Normal	0.25	Very Fast
Fair	Medium	Slightly Aggressive	Normal	0.75	Medium
Fair	Medium	Slightly Aggressive	High	0.25	Very Fast
Fair	Medium	Slightly Aggressive	High	0.50	Medium
Fair	Medium	Slightly Aggressive	High	0.25	Slow
Fair	Medium	Slightly Aggressive	Very High	0.25	Very Fast
Fair	Medium	Slightly Aggressive	Very High	0.50	Medium
Fair	Medium	Slightly Aggressive	Very High	0.25	Very Slow
Good	Medium	Slightly Aggressive	Very Low	0.25	Very Fast
Good	Medium	Slightly Aggressive	Very Low	0.75	Medium
Good	Medium	Slightly Aggressive	Low	0.25	Fast
Good	Medium	Slightly Aggressive	Low	0.75	Medium
Good	Medium	Slightly Aggressive	Normal	1.00	Medium
Good	Medium	Slightly Aggressive	High	0.75	Medium
Good	Medium	Slightly Aggressive	High	0.25	Slow
Good	Medium	Slightly Aggressive	Very High	0.75	Medium
Good	Medium	Slightly Aggressive	Very High	0.25	Very Slow
Very Good	Medium	Slightly Aggressive	Very Low	0.25	Very Fast
Very Good	Medium	Slightly Aggressive	Very Low	0.50	Medium

IF				THEN	
Condition	Durability	Environment	Maintenance Level	DoS	Degradation Rate
Very Good	Medium	Slightly Aggressive	Very Low	0.25	Slow
Very Good	Medium	Slightly Aggressive	Low	0.25	Fast
Very Good	Medium	Slightly Aggressive	Low	0.50	Medium
Very Good	Medium	Slightly Aggressive	Low	0.25	Slow
Very Good	Medium	Slightly Aggressive	Normal	0.75	Medium
Very Good	Medium	Slightly Aggressive	Normal	0.25	Slow
Very Good	Medium	Slightly Aggressive	High	0.50	Medium
Very Good	Medium	Slightly Aggressive	High	0.50	Slow
Very Good	Medium	Slightly Aggressive	Very High	0.50	Medium
Very Good	Medium	Slightly Aggressive	Very High	0.25	Slow
Very Good	Medium	Slightly Aggressive	Very High	0.25	Very Slow
Very Bad	Medium	Less Favourable	Very Low	0.25	Very Fast
Very Bad	Medium	Less Favourable	Very Low	0.25	Medium
Very Bad	Medium	Less Favourable	Very Low	0.25	Slow
Very Bad	Medium	Less Favourable	Very Low	0.25	Very Slow
Very Bad	Medium	Less Favourable	Low	0.25	Fast
Very Bad	Medium	Less Favourable	Low	0.25	Medium
Very Bad	Medium	Less Favourable	Low	0.25	Slow
Very Bad	Medium	Less Favourable	Low	0.25	Very Slow
Very Bad	Medium	Less Favourable	Normal	0.50	Medium
Very Bad	Medium	Less Favourable	Normal	0.25	Slow
Very Bad	Medium	Less Favourable	Normal	0.25	Very Slow
Very Bad	Medium	Less Favourable	High	0.25	Medium
Very Bad	Medium	Less Favourable	High	0.50	Slow
Very Bad	Medium	Less Favourable	High	0.25	Very Slow
Very Bad	Medium	Less Favourable	Very High	0.25	Medium
Very Bad	Medium	Less Favourable	Very High	0.25	Slow
Very Bad	Medium	Less Favourable	Very High	0.50	Very Slow
Bad	Medium	Less Favourable	Very Low	0.25	Very Fast
Bad	Medium	Less Favourable	Very Low	0.25	Fast
Bad	Medium	Less Favourable	Very Low	0.25	Medium
Bad	Medium	Less Favourable	Very Low	0.25	Slow
Bad	Medium	Less Favourable	Low	0.50	Fast
Bad	Medium	Less Favourable	Low	0.25	Medium
Bad	Medium	Less Favourable	Low	0.25	Slow
Bad	Medium	Less Favourable	Normal	0.25	Fast

IF				THEN	
Condition	Durability	Environment	Maintenance Level	DoS	Degradation Rate
Bad	Medium	Less Favourable	Normal	0.50	Medium
Bad	Medium	Less Favourable	Normal	0.25	Slow
Bad	Medium	Less Favourable	High	0.25	Fast
Bad	Medium	Less Favourable	High	0.25	Medium
Bad	Medium	Less Favourable	High	0.50	Slow
Bad	Medium	Less Favourable	Very High	0.25	Fast
Bad	Medium	Less Favourable	Very High	0.25	Medium
Bad	Medium	Less Favourable	Very High	0.25	Slow
Bad	Medium	Less Favourable	Very High	0.25	Very Slow
Fair	Medium	Less Favourable	Very Low	0.50	Very Fast
Fair	Medium	Less Favourable	Very Low	0.25	Medium
Fair	Medium	Less Favourable	Very Low	0.25	Slow
Fair	Medium	Less Favourable	Low	0.25	Very Fast
Fair	Medium	Less Favourable	Low	0.25	Fast
Fair	Medium	Less Favourable	Low	0.25	Medium
Fair	Medium	Less Favourable	Low	0.25	Slow
Fair	Medium	Less Favourable	Normal	0.25	Very Fast
Fair	Medium	Less Favourable	Normal	0.50	Medium
Fair	Medium	Less Favourable	Normal	0.25	Slow
Fair	Medium	Less Favourable	High	0.25	Very Fast
Fair	Medium	Less Favourable	High	0.25	Medium
Fair	Medium	Less Favourable	High	0.50	Slow
Fair	Medium	Less Favourable	Very High	0.25	Very Fast
Fair	Medium	Less Favourable	Very High	0.25	Medium
Fair	Medium	Less Favourable	Very High	0.25	Slow
Fair	Medium	Less Favourable	Very High	0.25	Very Slow
Good	Medium	Less Favourable	Very Low	0.25	Very Fast
Good	Medium	Less Favourable	Very Low	0.50	Medium
Good	Medium	Less Favourable	Very Low	0.25	Slow
Good	Medium	Less Favourable	Low	0.25	Fast
Good	Medium	Less Favourable	Low	0.50	Medium
Good	Medium	Less Favourable	Low	0.25	Slow
Good	Medium	Less Favourable	Normal	0.75	Medium
Good	Medium	Less Favourable	Normal	0.25	Slow
Good	Medium	Less Favourable	High	0.50	Medium
Good	Medium	Less Favourable	High	0.50	Slow

IF				THEN	
Condition	Durability	Environment	Maintenance Level	DoS	Degradation Rate
Good	Medium	Less Favourable	Very High	0.50	Medium
Good	Medium	Less Favourable	Very High	0.25	Slow
Good	Medium	Less Favourable	Very High	0.25	Very Slow
Very Good	Medium	Less Favourable	Very Low	0.25	Very Fast
Very Good	Medium	Less Favourable	Very Low	0.25	Medium
Very Good	Medium	Less Favourable	Very Low	0.50	Slow
Very Good	Medium	Less Favourable	Low	0.25	Fast
Very Good	Medium	Less Favourable	Low	0.25	Medium
Very Good	Medium	Less Favourable	Low	0.50	Slow
Very Good	Medium	Less Favourable	Normal	0.50	Medium
Very Good	Medium	Less Favourable	Normal	0.50	Slow
Very Good	Medium	Less Favourable	High	0.25	Medium
Very Good	Medium	Less Favourable	High	0.75	Slow
Very Good	Medium	Less Favourable	Very High	0.25	Medium
Very Good	Medium	Less Favourable	Very High	0.50	Slow
Very Good	Medium	Less Favourable	Very High	0.25	Very Slow
Very Bad	Medium	Favourable	Very Low	0.25	Very Fast
Very Bad	Medium	Favourable	Very Low	0.25	Medium
Very Bad	Medium	Favourable	Very Low	0.50	Very Slow
Very Bad	Medium	Favourable	Low	0.25	Fast
Very Bad	Medium	Favourable	Low	0.25	Medium
Very Bad	Medium	Favourable	Low	0.50	Very Slow
Very Bad	Medium	Favourable	Normal	0.50	Medium
Very Bad	Medium	Favourable	Normal	0.50	Very Slow
Very Bad	Medium	Favourable	High	0.25	Medium
Very Bad	Medium	Favourable	High	0.25	Slow
Very Bad	Medium	Favourable	High	0.50	Very Slow
Very Bad	Medium	Favourable	Very High	0.25	Medium
Very Bad	Medium	Favourable	Very High	0.75	Very Slow
Bad	Medium	Favourable	Very Low	0.25	Very Fast
Bad	Medium	Favourable	Very Low	0.25	Fast
Bad	Medium	Favourable	Very Low	0.25	Medium
Bad	Medium	Favourable	Very Low	0.25	Very Slow
Bad	Medium	Favourable	Low	0.50	Fast
Bad	Medium	Favourable	Low	0.25	Medium
Bad	Medium	Favourable	Low	0.25	Very Slow

IF				THEN	
Condition	Durability	Environment	Maintenance Level	DoS	Degradation Rate
Bad	Medium	Favourable	Normal	0.25	Fast
Bad	Medium	Favourable	Normal	0.50	Medium
Bad	Medium	Favourable	Normal	0.25	Very Slow
Bad	Medium	Favourable	High	0.25	Fast
Bad	Medium	Favourable	High	0.25	Medium
Bad	Medium	Favourable	High	0.25	Slow
Bad	Medium	Favourable	High	0.25	Very Slow
Bad	Medium	Favourable	Very High	0.25	Fast
Bad	Medium	Favourable	Very High	0.25	Medium
Bad	Medium	Favourable	Very High	0.50	Very Slow
Fair	Medium	Favourable	Very Low	0.50	Very Fast
Fair	Medium	Favourable	Very Low	0.25	Medium
Fair	Medium	Favourable	Very Low	0.25	Very Slow
Fair	Medium	Favourable	Low	0.25	Very Fast
Fair	Medium	Favourable	Low	0.25	Fast
Fair	Medium	Favourable	Low	0.25	Medium
Fair	Medium	Favourable	Low	0.25	Very Slow
Fair	Medium	Favourable	Normal	0.25	Very Fast
Fair	Medium	Favourable	Normal	0.50	Medium
Fair	Medium	Favourable	Normal	0.25	Very Slow
Fair	Medium	Favourable	High	0.25	Very Fast
Fair	Medium	Favourable	High	0.25	Medium
Fair	Medium	Favourable	High	0.25	Slow
Fair	Medium	Favourable	High	0.25	Very Slow
Fair	Medium	Favourable	Very High	0.25	Very Fast
Fair	Medium	Favourable	Very High	0.25	Medium
Fair	Medium	Favourable	Very High	0.50	Very Slow
Good	Medium	Favourable	Very Low	0.25	Very Fast
Good	Medium	Favourable	Very Low	0.50	Medium
Good	Medium	Favourable	Very Low	0.25	Very Slow
Good	Medium	Favourable	Low	0.25	Fast
Good	Medium	Favourable	Low	0.50	Medium
Good	Medium	Favourable	Low	0.25	Very Slow
Good	Medium	Favourable	Normal	0.75	Medium
Good	Medium	Favourable	Normal	0.25	Very Slow
Good	Medium	Favourable	High	0.50	Medium

IF				THEN	
Condition	Durability	Environment	Maintenance Level	DoS	Degradation Rate
Good	Medium	Favourable	High	0.25	Slow
Good	Medium	Favourable	High	0.25	Very Slow
Good	Medium	Favourable	Very High	0.50	Medium
Good	Medium	Favourable	Very High	0.50	Very Slow
Very Good	Medium	Favourable	Very Low	0.25	Very Fast
Very Good	Medium	Favourable	Very Low	0.25	Medium
Very Good	Medium	Favourable	Very Low	0.25	Slow
Very Good	Medium	Favourable	Very Low	0.25	Very Slow
Very Good	Medium	Favourable	Low	0.25	Fast
Very Good	Medium	Favourable	Low	0.25	Medium
Very Good	Medium	Favourable	Low	0.25	Slow
Very Good	Medium	Favourable	Low	0.25	Very Slow
Very Good	Medium	Favourable	Normal	0.50	Medium
Very Good	Medium	Favourable	Normal	0.25	Slow
Very Good	Medium	Favourable	Normal	0.25	Very Slow
Very Good	Medium	Favourable	High	0.25	Medium
Very Good	Medium	Favourable	High	0.50	Slow
Very Good	Medium	Favourable	High	0.25	Very Slow
Very Good	Medium	Favourable	Very High	0.25	Medium
Very Good	Medium	Favourable	Very High	0.25	Slow
Very Good	Medium	Favourable	Very High	0.50	Very Slow
Very Bad	High	Very Aggressive	Very Low	0.50	Very Fast
Very Bad	High	Very Aggressive	Very Low	0.25	Very Slow
Very Bad	High	Very Aggressive	Very Low	0.25	Slow
Very Bad	High	Very Aggressive	Low	0.25	Very Fast
Very Bad	High	Very Aggressive	Low	0.25	Fast
Very Bad	High	Very Aggressive	Low	0.25	Slow
Very Bad	High	Very Aggressive	Low	0.25	Very Slow
Very Bad	High	Very Aggressive	Normal	0.25	Very Fast
Very Bad	High	Very Aggressive	Normal	0.25	Medium
Very Bad	High	Very Aggressive	Normal	0.25	Slow
Very Bad	High	Very Aggressive	Normal	0.25	Very Slow
Very Bad	High	Very Aggressive	High	0.25	Very Fast
Very Bad	High	Very Aggressive	High	0.50	Slow
Very Bad	High	Very Aggressive	High	0.25	Very Slow
Very Bad	High	Very Aggressive	Very High	0.25	Very Fast

IF				THEN	
Condition	Durability	Environment	Maintenance Level	DoS	Degradation Rate
Very Bad	High	Very Aggressive	Very High	0.25	Slow
Very Bad	High	Very Aggressive	Very High	0.50	Very Slow
Bad	High	Very Aggressive	Very Low	0.50	Very Fast
Bad	High	Very Aggressive	Very Low	0.25	Fast
Bad	High	Very Aggressive	Very Low	0.25	Slow
Bad	High	Very Aggressive	Low	0.25	Very Fast
Bad	High	Very Aggressive	Low	0.50	Fast
Bad	High	Very Aggressive	Low	0.25	Slow
Bad	High	Very Aggressive	Normal	0.25	Very Fast
Bad	High	Very Aggressive	Normal	0.25	Fast
Bad	High	Very Aggressive	Normal	0.25	Medium
Bad	High	Very Aggressive	Normal	0.25	Slow
Bad	High	Very Aggressive	High	0.25	Very Fast
Bad	High	Very Aggressive	High	0.25	Fast
Bad	High	Very Aggressive	High	0.50	Slow
Bad	High	Very Aggressive	Very High	0.25	Very Fast
Bad	High	Very Aggressive	Very High	0.25	Fast
Bad	High	Very Aggressive	Very High	0.25	Slow
Bad	High	Very Aggressive	Very High	0.25	Very Slow
Fair	High	Very Aggressive	Very Low	0.75	Very Fast
Fair	High	Very Aggressive	Very Low	0.25	Slow
Fair	High	Very Aggressive	Low	0.50	Very Fast
Fair	High	Very Aggressive	Low	0.25	Fast
Fair	High	Very Aggressive	Low	0.25	Slow
Fair	High	Very Aggressive	Normal	0.50	Very Fast
Fair	High	Very Aggressive	Normal	0.25	Medium
Fair	High	Very Aggressive	Normal	0.25	Slow
Fair	High	Very Aggressive	High	0.50	Very Fast
Fair	High	Very Aggressive	High	0.50	Slow
Fair	High	Very Aggressive	Very High	0.50	Very Fast
Fair	High	Very Aggressive	Very High	0.25	Slow
Fair	High	Very Aggressive	Very High	0.25	Very Slow
Good	High	Very Aggressive	Very Low	0.50	Very Fast
Good	High	Very Aggressive	Very Low	0.25	Medium
Good	High	Very Aggressive	Very Low	0.25	Slow
Good	High	Very Aggressive	Low	0.25	Very Fast

IF				THEN	
Condition	Durability	Environment	Maintenance Level	DoS	Degradation Rate
Good	High	Very Aggressive	Low	0.25	Fast
Good	High	Very Aggressive	Low	0.25	Medium
Good	High	Very Aggressive	Low	0.25	Slow
Good	High	Very Aggressive	Normal	0.25	Very Fast
Good	High	Very Aggressive	Normal	0.50	Medium
Good	High	Very Aggressive	Normal	0.25	Slow
Good	High	Very Aggressive	High	0.25	Very Fast
Good	High	Very Aggressive	High	0.25	Medium
Good	High	Very Aggressive	High	0.50	Slow
Good	High	Very Aggressive	Very High	0.25	Very Fast
Good	High	Very Aggressive	Very High	0.25	Medium
Good	High	Very Aggressive	Very High	0.25	Slow
Good	High	Very Aggressive	Very High	0.25	Very Slow
Very Good	High	Very Aggressive	Very Low	0.50	Very Fast
Very Good	High	Very Aggressive	Very Low	0.50	Slow
Very Good	High	Very Aggressive	Low	0.25	Very Fast
Very Good	High	Very Aggressive	Low	0.25	Fast
Very Good	High	Very Aggressive	Low	0.50	Slow
Very Good	High	Very Aggressive	Normal	0.25	Very Fast
Very Good	High	Very Aggressive	Normal	0.25	Medium
Very Good	High	Very Aggressive	Normal	0.50	Slow
Very Good	High	Very Aggressive	High	0.25	Very Fast
Very Good	High	Very Aggressive	High	0.75	Slow
Very Good	High	Very Aggressive	Very High	0.25	Very Fast
Very Good	High	Very Aggressive	Very High	0.50	Slow
Very Good	High	Very Aggressive	Very High	0.25	Very Slow
Very Bad	High	Aggressive	Very Low	0.25	Very Fast
Very Bad	High	Aggressive	Very Low	0.25	Fast
Very Bad	High	Aggressive	Very Low	0.25	Slow
Very Bad	High	Aggressive	Very Low	0.25	Very Slow
Very Bad	High	Aggressive	Low	0.50	Fast
Very Bad	High	Aggressive	Low	0.25	Slow
Very Bad	High	Aggressive	Low	0.25	Very Slow
Very Bad	High	Aggressive	Normal	0.25	Fast
Very Bad	High	Aggressive	Normal	0.25	Medium
Very Bad	High	Aggressive	Normal	0.25	Slow

IF				THEN	
Condition	Durability	Environment	Maintenance Level	DoS	Degradation Rate
Very Bad	High	Aggressive	Normal	0.25	Very Slow
Very Bad	High	Aggressive	High	0.25	Fast
Very Bad	High	Aggressive	High	0.50	Slow
Very Bad	High	Aggressive	High	0.25	Very Slow
Very Bad	High	Aggressive	Very High	0.25	Fast
Very Bad	High	Aggressive	Very High	0.25	Slow
Very Bad	High	Aggressive	Very High	0.50	Very Slow
Bad	High	Aggressive	Very Low	0.25	Very Fast
Bad	High	Aggressive	Very Low	0.50	Fast
Bad	High	Aggressive	Very Low	0.25	Slow
Bad	High	Aggressive	Low	0.75	Fast
Bad	High	Aggressive	Low	0.25	Slow
Bad	High	Aggressive	Normal	0.50	Fast
Bad	High	Aggressive	Normal	0.25	Medium
Bad	High	Aggressive	Normal	0.25	Slow
Bad	High	Aggressive	High	0.50	Fast
Bad	High	Aggressive	High	0.50	Slow
Bad	High	Aggressive	Very High	0.50	Fast
Bad	High	Aggressive	Very High	0.25	Slow
Bad	High	Aggressive	Very High	0.25	Very Slow
Fair	High	Aggressive	Very Low	0.50	Very Fast
Fair	High	Aggressive	Very Low	0.25	Fast
Fair	High	Aggressive	Very Low	0.25	Slow
Fair	High	Aggressive	Low	0.25	Very Fast
Fair	High	Aggressive	Low	0.50	Fast
Fair	High	Aggressive	Low	0.25	Slow
Fair	High	Aggressive	Normal	0.25	Very Fast
Fair	High	Aggressive	Normal	0.25	Fast
Fair	High	Aggressive	Normal	0.25	Medium
Fair	High	Aggressive	Normal	0.25	Slow
Fair	High	Aggressive	High	0.25	Very Fast
Fair	High	Aggressive	High	0.25	Fast
Fair	High	Aggressive	High	0.50	Slow
Fair	High	Aggressive	Very High	0.25	Very Fast
Fair	High	Aggressive	Very High	0.25	Fast
Fair	High	Aggressive	Very High	0.25	Slow

IF				THEN	
Condition	Durability	Environment	Maintenance Level	DoS	Degradation Rate
Fair	High	Aggressive	Very High	0.25	Very Slow
Good	High	Aggressive	Very Low	0.25	Very Fast
Good	High	Aggressive	Very Low	0.25	Fast
Good	High	Aggressive	Very Low	0.25	Medium
Good	High	Aggressive	Very Low	0.25	Slow
Good	High	Aggressive	Low	0.50	Fast
Good	High	Aggressive	Low	0.25	Medium
Good	High	Aggressive	Low	0.25	Slow
Good	High	Aggressive	Normal	0.25	Fast
Good	High	Aggressive	Normal	0.50	Medium
Good	High	Aggressive	Normal	0.25	Slow
Good	High	Aggressive	High	0.25	Fast
Good	High	Aggressive	High	0.25	Medium
Good	High	Aggressive	High	0.50	Slow
Good	High	Aggressive	Very High	0.25	Fast
Good	High	Aggressive	Very High	0.25	Medium
Good	High	Aggressive	Very High	0.25	Slow
Good	High	Aggressive	Very High	0.25	Very Slow
Very Good	High	Aggressive	Very Low	0.25	Very Fast
Very Good	High	Aggressive	Very Low	0.25	Fast
Very Good	High	Aggressive	Very Low	0.50	Slow
Very Good	High	Aggressive	Low	0.50	Fast
Very Good	High	Aggressive	Low	0.50	Slow
Very Good	High	Aggressive	Normal	0.25	Fast
Very Good	High	Aggressive	Normal	0.25	Medium
Very Good	High	Aggressive	Normal	0.50	Slow
Very Good	High	Aggressive	High	0.25	Fast
Very Good	High	Aggressive	High	0.75	Slow
Very Good	High	Aggressive	Very High	0.25	Fast
Very Good	High	Aggressive	Very High	0.50	Slow
Very Good	High	Aggressive	Very High	0.25	Very Slow
Very Bad	High	Slightly Aggressive	Very Low	0.25	Very Fast
Very Bad	High	Slightly Aggressive	Very Low	0.25	Medium
Very Bad	High	Slightly Aggressive	Very Low	0.25	Slow
Very Bad	High	Slightly Aggressive	Very Low	0.25	Very Slow
Very Bad	High	Slightly Aggressive	Low	0.25	Fast

IF				THEN	
Condition	Durability	Environment	Maintenance Level	DoS	Degradation Rate
Very Bad	High	Slightly Aggressive	Low	0.25	Medium
Very Bad	High	Slightly Aggressive	Low	0.25	Slow
Very Bad	High	Slightly Aggressive	Low	0.25	Very Slow
Very Bad	High	Slightly Aggressive	Normal	0.50	Medium
Very Bad	High	Slightly Aggressive	Normal	0.25	Slow
Very Bad	High	Slightly Aggressive	Normal	0.25	Very Slow
Very Bad	High	Slightly Aggressive	High	0.25	Medium
Very Bad	High	Slightly Aggressive	High	0.50	Slow
Very Bad	High	Slightly Aggressive	High	0.25	Very Slow
Very Bad	High	Slightly Aggressive	Very High	0.25	Medium
Very Bad	High	Slightly Aggressive	Very High	0.25	Slow
Very Bad	High	Slightly Aggressive	Very High	0.50	Very Slow
Bad	High	Slightly Aggressive	Very Low	0.25	Very Fast
Bad	High	Slightly Aggressive	Very Low	0.25	Fast
Bad	High	Slightly Aggressive	Very Low	0.25	Medium
Bad	High	Slightly Aggressive	Very Low	0.25	Slow
Bad	High	Slightly Aggressive	Low	0.50	Fast
Bad	High	Slightly Aggressive	Low	0.25	Medium
Bad	High	Slightly Aggressive	Low	0.25	Slow
Bad	High	Slightly Aggressive	Normal	0.25	Fast
Bad	High	Slightly Aggressive	Normal	0.50	Medium
Bad	High	Slightly Aggressive	Normal	0.25	Slow
Bad	High	Slightly Aggressive	High	0.25	Fast
Bad	High	Slightly Aggressive	High	0.25	Medium
Bad	High	Slightly Aggressive	High	0.50	Slow
Bad	High	Slightly Aggressive	Very High	0.25	Fast
Bad	High	Slightly Aggressive	Very High	0.25	Medium
Bad	High	Slightly Aggressive	Very High	0.25	Slow
Bad	High	Slightly Aggressive	Very High	0.25	Very Slow
Fair	High	Slightly Aggressive	Very Low	0.50	Very Fast
Fair	High	Slightly Aggressive	Very Low	0.25	Medium
Fair	High	Slightly Aggressive	Very Low	0.25	Slow
Fair	High	Slightly Aggressive	Low	0.25	Very Fast
Fair	High	Slightly Aggressive	Low	0.25	Fast
Fair	High	Slightly Aggressive	Low	0.25	Medium
Fair	High	Slightly Aggressive	Low	0.25	Slow

IF				THEN	
Condition	Durability	Environment	Maintenance Level	DoS	Degradation Rate
Fair	High	Slightly Aggressive	Normal	0.25	Very Fast
Fair	High	Slightly Aggressive	Normal	0.50	Medium
Fair	High	Slightly Aggressive	Normal	0.25	Slow
Fair	High	Slightly Aggressive	High	0.25	Very Fast
Fair	High	Slightly Aggressive	High	0.25	Medium
Fair	High	Slightly Aggressive	High	0.50	Slow
Fair	High	Slightly Aggressive	Very High	0.25	Very Fast
Fair	High	Slightly Aggressive	Very High	0.25	Medium
Fair	High	Slightly Aggressive	Very High	0.25	Slow
Fair	High	Slightly Aggressive	Very High	0.25	Very Slow
Good	High	Slightly Aggressive	Very Low	0.25	Very Fast
Good	High	Slightly Aggressive	Very Low	0.50	Medium
Good	High	Slightly Aggressive	Very Low	0.25	Slow
Good	High	Slightly Aggressive	Low	0.25	Fast
Good	High	Slightly Aggressive	Low	0.50	Medium
Good	High	Slightly Aggressive	Low	0.25	Slow
Good	High	Slightly Aggressive	Normal	0.75	Medium
Good	High	Slightly Aggressive	Normal	0.25	Slow
Good	High	Slightly Aggressive	High	0.50	Medium
Good	High	Slightly Aggressive	High	0.50	Slow
Good	High	Slightly Aggressive	Very High	0.50	Medium
Good	High	Slightly Aggressive	Very High	0.25	Slow
Good	High	Slightly Aggressive	Very High	0.25	Very Slow
Very Good	High	Slightly Aggressive	Very Low	0.25	Very Fast
Very Good	High	Slightly Aggressive	Very Low	0.25	Medium
Very Good	High	Slightly Aggressive	Very Low	0.50	Slow
Very Good	High	Slightly Aggressive	Low	0.25	Fast
Very Good	High	Slightly Aggressive	Low	0.25	Medium
Very Good	High	Slightly Aggressive	Low	0.50	Slow
Very Good	High	Slightly Aggressive	Normal	0.50	Medium
Very Good	High	Slightly Aggressive	Normal	0.50	Slow
Very Good	High	Slightly Aggressive	High	0.25	Medium
Very Good	High	Slightly Aggressive	High	0.75	Slow
Very Good	High	Slightly Aggressive	Very High	0.25	Medium
Very Good	High	Slightly Aggressive	Very High	0.50	Slow
Very Good	High	Slightly Aggressive	Very High	0.25	Very Slow

IF				THEN	
Condition	Durability	Environment	Maintenance Level	DoS	Degradation Rate
Very Bad	High	Less Favourable	Very Low	0.25	Very Fast
Very Bad	High	Less Favourable	Very Low	0.50	Slow
Very Bad	High	Less Favourable	Very Low	0.25	Very Slow
Very Bad	High	Less Favourable	Low	0.25	Fast
Very Bad	High	Less Favourable	Low	0.50	Slow
Very Bad	High	Less Favourable	Low	0.25	Very Slow
Very Bad	High	Less Favourable	Normal	0.25	Medium
Very Bad	High	Less Favourable	Normal	0.50	Slow
Very Bad	High	Less Favourable	Normal	0.25	Very Slow
Very Bad	High	Less Favourable	High	0.75	Slow
Very Bad	High	Less Favourable	High	0.25	Very Slow
Very Bad	High	Less Favourable	Very High	0.50	Slow
Very Bad	High	Less Favourable	Very High	0.50	Very Slow
Bad	High	Less Favourable	Very Low	0.25	Very Fast
Bad	High	Less Favourable	Very Low	0.25	Fast
Bad	High	Less Favourable	Very Low	0.50	Slow
Bad	High	Less Favourable	Low	0.50	Fast
Bad	High	Less Favourable	Low	0.50	Slow
Bad	High	Less Favourable	Normal	0.25	Fast
Bad	High	Less Favourable	Normal	0.25	Medium
Bad	High	Less Favourable	Normal	0.50	Slow
Bad	High	Less Favourable	High	0.25	Fast
Bad	High	Less Favourable	High	0.75	Slow
Bad	High	Less Favourable	Very High	0.25	Fast
Bad	High	Less Favourable	Very High	0.50	Slow
Bad	High	Less Favourable	Very High	0.25	Very Slow
Fair	High	Less Favourable	Very Low	0.50	Very Fast
Fair	High	Less Favourable	Very Low	0.50	Slow
Fair	High	Less Favourable	Low	0.25	Very Fast
Fair	High	Less Favourable	Low	0.25	Fast
Fair	High	Less Favourable	Low	0.50	Slow
Fair	High	Less Favourable	Normal	0.25	Very Fast
Fair	High	Less Favourable	Normal	0.25	Medium
Fair	High	Less Favourable	Normal	0.50	Slow
Fair	High	Less Favourable	High	0.25	Very Fast
Fair	High	Less Favourable	High	0.75	Slow

IF				THEN	
Condition	Durability	Environment	Maintenance Level	DoS	Degradation Rate
Fair	High	Less Favourable	Very High	0.25	Very Fast
Fair	High	Less Favourable	Very High	0.50	Slow
Fair	High	Less Favourable	Very High	0.25	Very Slow
Good	High	Less Favourable	Very Low	0.25	Very Fast
Good	High	Less Favourable	Very Low	0.25	Medium
Good	High	Less Favourable	Very Low	0.50	Slow
Good	High	Less Favourable	Low	0.25	Fast
Good	High	Less Favourable	Low	0.25	Medium
Good	High	Less Favourable	Low	0.50	Slow
Good	High	Less Favourable	Normal	0.50	Medium
Good	High	Less Favourable	Normal	0.50	Slow
Good	High	Less Favourable	High	0.25	Medium
Good	High	Less Favourable	High	0.75	Slow
Good	High	Less Favourable	Very High	0.25	Medium
Good	High	Less Favourable	Very High	0.50	Slow
Good	High	Less Favourable	Very High	0.25	Very Slow
Very Good	High	Less Favourable	Very Low	0.25	Very Fast
Very Good	High	Less Favourable	Very Low	0.75	Slow
Very Good	High	Less Favourable	Low	0.25	Fast
Very Good	High	Less Favourable	Low	0.75	Slow
Very Good	High	Less Favourable	Normal	0.25	Medium
Very Good	High	Less Favourable	Normal	0.75	Slow
Very Good	High	Less Favourable	High	1.00	Slow
Very Good	High	Less Favourable	Very High	0.75	Slow
Very Good	High	Less Favourable	Very High	0.25	Very Slow
Very Bad	High	Favourable	Very Low	0.25	Very Fast
Very Bad	High	Favourable	Very Low	0.25	Slow
Very Bad	High	Favourable	Very Low	0.50	Very Slow
Very Bad	High	Favourable	Low	0.25	Fast
Very Bad	High	Favourable	Low	0.25	Slow
Very Bad	High	Favourable	Low	0.50	Very Slow
Very Bad	High	Favourable	Normal	0.25	Medium
Very Bad	High	Favourable	Normal	0.25	Slow
Very Bad	High	Favourable	Normal	0.50	Very Slow
Very Bad	High	Favourable	High	0.50	Slow
Very Bad	High	Favourable	High	0.50	Very Slow

IF				THEN	
Condition	Durability	Environment	Maintenance Level	DoS	Degradation Rate
Very Bad	High	Favourable	Very High	0.25	Slow
Very Bad	High	Favourable	Very High	0.75	Very Slow
Bad	High	Favourable	Very Low	0.25	Very Fast
Bad	High	Favourable	Very Low	0.25	Fast
Bad	High	Favourable	Very Low	0.25	Slow
Bad	High	Favourable	Very Low	0.25	Very Slow
Bad	High	Favourable	Low	0.50	Fast
Bad	High	Favourable	Low	0.25	Slow
Bad	High	Favourable	Low	0.25	Very Slow
Bad	High	Favourable	Normal	0.25	Fast
Bad	High	Favourable	Normal	0.25	Medium
Bad	High	Favourable	Normal	0.25	Slow
Bad	High	Favourable	Normal	0.25	Very Slow
Bad	High	Favourable	High	0.25	Fast
Bad	High	Favourable	High	0.50	Slow
Bad	High	Favourable	High	0.25	Very Slow
Bad	High	Favourable	Very High	0.25	Fast
Bad	High	Favourable	Very High	0.25	Slow
Bad	High	Favourable	Very High	0.50	Very Slow
Fair	High	Favourable	Very Low	0.50	Very Fast
Fair	High	Favourable	Very Low	0.25	Slow
Fair	High	Favourable	Very Low	0.25	Very Slow
Fair	High	Favourable	Low	0.25	Very Fast
Fair	High	Favourable	Low	0.25	Fast
Fair	High	Favourable	Low	0.25	Slow
Fair	High	Favourable	Low	0.25	Very Slow
Fair	High	Favourable	Normal	0.25	Very Fast
Fair	High	Favourable	Normal	0.25	Medium
Fair	High	Favourable	Normal	0.25	Slow
Fair	High	Favourable	Normal	0.25	Very Slow
Fair	High	Favourable	High	0.25	Very Fast
Fair	High	Favourable	High	0.50	Slow
Fair	High	Favourable	High	0.25	Very Slow
Fair	High	Favourable	Very High	0.25	Very Fast
Fair	High	Favourable	Very High	0.25	Slow
Fair	High	Favourable	Very High	0.50	Very Slow

IF				THEN	
Condition	Durability	Environment	Maintenance Level	DoS	Degradation Rate
Good	High	Favourable	Very Low	0.25	Very Fast
Good	High	Favourable	Very Low	0.25	Medium
Good	High	Favourable	Very Low	0.25	Slow
Good	High	Favourable	Very Low	0.25	Very Slow
Good	High	Favourable	Low	0.25	Fast
Good	High	Favourable	Low	0.25	Medium
Good	High	Favourable	Low	0.25	Slow
Good	High	Favourable	Low	0.25	Very Slow
Good	High	Favourable	Normal	0.50	Medium
Good	High	Favourable	Normal	0.25	Slow
Good	High	Favourable	Normal	0.25	Very Slow
Good	High	Favourable	High	0.25	Medium
Good	High	Favourable	High	0.50	Slow
Good	High	Favourable	High	0.25	Very Slow
Good	High	Favourable	Very High	0.25	Medium
Good	High	Favourable	Very High	0.25	Slow
Good	High	Favourable	Very High	0.50	Very Slow
Very Good	High	Favourable	Very Low	0.25	Very Fast
Very Good	High	Favourable	Very Low	0.50	Slow
Very Good	High	Favourable	Very Low	0.25	Very Slow
Very Good	High	Favourable	Low	0.25	Fast
Very Good	High	Favourable	Low	0.50	Slow
Very Good	High	Favourable	Low	0.25	Very Slow
Very Good	High	Favourable	Normal	0.25	Medium
Very Good	High	Favourable	Normal	0.50	Slow
Very Good	High	Favourable	Normal	0.25	Very Slow
Very Good	High	Favourable	High	0.75	Slow
Very Good	High	Favourable	High	0.25	Very Slow
Very Good	High	Favourable	Very High	0.50	Slow
Very Good	High	Favourable	Very High	0.50	Very Slow
Very Bad	Very High	Very Aggressive	Very Low	0.50	Very Fast
Very Bad	Very High	Very Aggressive	Very Low	0.50	Very Slow
Very Bad	Very High	Very Aggressive	Low	0.25	Very Fast
Very Bad	Very High	Very Aggressive	Low	0.25	Fast
Very Bad	Very High	Very Aggressive	Low	0.50	Very Slow
Very Bad	Very High	Very Aggressive	Normal	0.25	Very Fast

IF				THEN	
Condition	Durability	Environment	Maintenance Level	DoS	Degradation Rate
Very Bad	Very High	Very Aggressive	Normal	0.25	Medium
Very Bad	Very High	Very Aggressive	Normal	0.50	Very Slow
Very Bad	Very High	Very Aggressive	High	0.25	Very Fast
Very Bad	Very High	Very Aggressive	High	0.25	Slow
Very Bad	Very High	Very Aggressive	High	0.50	Very Slow
Very Bad	Very High	Very Aggressive	Very High	0.25	Very Fast
Very Bad	Very High	Very Aggressive	Very High	0.75	Very Slow
Bad	Very High	Very Aggressive	Very Low	0.50	Very Fast
Bad	Very High	Very Aggressive	Very Low	0.25	Fast
Bad	Very High	Very Aggressive	Very Low	0.25	Very Slow
Bad	Very High	Very Aggressive	Low	0.25	Very Fast
Bad	Very High	Very Aggressive	Low	0.50	Fast
Bad	Very High	Very Aggressive	Low	0.25	Very Slow
Bad	Very High	Very Aggressive	Normal	0.25	Very Fast
Bad	Very High	Very Aggressive	Normal	0.25	Fast
Bad	Very High	Very Aggressive	Normal	0.25	Medium
Bad	Very High	Very Aggressive	Normal	0.25	Very Slow
Bad	Very High	Very Aggressive	High	0.25	Very Fast
Bad	Very High	Very Aggressive	High	0.25	Fast
Bad	Very High	Very Aggressive	High	0.25	Slow
Bad	Very High	Very Aggressive	High	0.25	Very Slow
Bad	Very High	Very Aggressive	Very High	0.25	Very Fast
Bad	Very High	Very Aggressive	Very High	0.25	Fast
Bad	Very High	Very Aggressive	Very High	0.50	Very Slow
Fair	Very High	Very Aggressive	Very Low	0.75	Very Fast
Fair	Very High	Very Aggressive	Very Low	0.25	Very Slow
Fair	Very High	Very Aggressive	Low	0.50	Very Fast
Fair	Very High	Very Aggressive	Low	0.25	Fast
Fair	Very High	Very Aggressive	Low	0.25	Very Slow
Fair	Very High	Very Aggressive	Normal	0.50	Very Fast
Fair	Very High	Very Aggressive	Normal	0.25	Medium
Fair	Very High	Very Aggressive	Normal	0.25	Very Slow
Fair	Very High	Very Aggressive	High	0.50	Very Fast
Fair	Very High	Very Aggressive	High	0.25	Slow
Fair	Very High	Very Aggressive	High	0.25	Very Slow
Fair	Very High	Very Aggressive	Very High	0.50	Very Fast

IF				THEN	
Condition	Durability	Environment	Maintenance Level	DoS	Degradation Rate
Fair	Very High	Very Aggressive	Very High	0.50	Very Slow
Good	Very High	Very Aggressive	Very Low	0.50	Very Fast
Good	Very High	Very Aggressive	Very Low	0.25	Medium
Good	Very High	Very Aggressive	Very Low	0.25	Very Slow
Good	Very High	Very Aggressive	Low	0.25	Very Fast
Good	Very High	Very Aggressive	Low	0.25	Fast
Good	Very High	Very Aggressive	Low	0.25	Medium
Good	Very High	Very Aggressive	Low	0.25	Very Slow
Good	Very High	Very Aggressive	Normal	0.25	Very Fast
Good	Very High	Very Aggressive	Normal	0.50	Medium
Good	Very High	Very Aggressive	Normal	0.25	Very Slow
Good	Very High	Very Aggressive	High	0.25	Very Fast
Good	Very High	Very Aggressive	High	0.25	Medium
Good	Very High	Very Aggressive	High	0.25	Slow
Good	Very High	Very Aggressive	High	0.25	Very Slow
Good	Very High	Very Aggressive	Very High	0.25	Very Fast
Good	Very High	Very Aggressive	Very High	0.25	Medium
Good	Very High	Very Aggressive	Very High	0.50	Very Slow
Very Good	Very High	Very Aggressive	Very Low	0.50	Very Fast
Very Good	Very High	Very Aggressive	Very Low	0.25	Slow
Very Good	Very High	Very Aggressive	Very Low	0.25	Very Slow
Very Good	Very High	Very Aggressive	Low	0.25	Very Fast
Very Good	Very High	Very Aggressive	Low	0.25	Fast
Very Good	Very High	Very Aggressive	Low	0.25	Slow
Very Good	Very High	Very Aggressive	Low	0.25	Very Slow
Very Good	Very High	Very Aggressive	Normal	0.25	Very Fast
Very Good	Very High	Very Aggressive	Normal	0.25	Medium
Very Good	Very High	Very Aggressive	Normal	0.25	Slow
Very Good	Very High	Very Aggressive	Normal	0.25	Very Slow
Very Good	Very High	Very Aggressive	High	0.25	Very Fast
Very Good	Very High	Very Aggressive	High	0.50	Slow
Very Good	Very High	Very Aggressive	High	0.25	Very Slow
Very Good	Very High	Very Aggressive	Very High	0.25	Very Fast
Very Good	Very High	Very Aggressive	Very High	0.25	Slow
Very Good	Very High	Very Aggressive	Very High	0.50	Very Slow
Very Bad	Very High	Aggressive	Very Low	0.25	Very Fast

IF				THEN	
Condition	Durability	Environment	Maintenance Level	DoS	Degradation Rate
Very Bad	Very High	Aggressive	Very Low	0.25	Fast
Very Bad	Very High	Aggressive	Very Low	0.50	Very Slow
Very Bad	Very High	Aggressive	Low	0.50	Fast
Very Bad	Very High	Aggressive	Low	0.50	Very Slow
Very Bad	Very High	Aggressive	Normal	0.25	Fast
Very Bad	Very High	Aggressive	Normal	0.25	Medium
Very Bad	Very High	Aggressive	Normal	0.50	Very Slow
Very Bad	Very High	Aggressive	High	0.25	Fast
Very Bad	Very High	Aggressive	High	0.25	Slow
Very Bad	Very High	Aggressive	High	0.50	Very Slow
Very Bad	Very High	Aggressive	Very High	0.25	Fast
Very Bad	Very High	Aggressive	Very High	0.75	Very Slow
Bad	Very High	Aggressive	Very Low	0.25	Very Fast
Bad	Very High	Aggressive	Very Low	0.50	Fast
Bad	Very High	Aggressive	Very Low	0.25	Very Slow
Bad	Very High	Aggressive	Low	0.75	Fast
Bad	Very High	Aggressive	Low	0.25	Very Slow
Bad	Very High	Aggressive	Normal	0.50	Fast
Bad	Very High	Aggressive	Normal	0.25	Medium
Bad	Very High	Aggressive	Normal	0.25	Very Slow
Bad	Very High	Aggressive	High	0.50	Fast
Bad	Very High	Aggressive	High	0.25	Slow
Bad	Very High	Aggressive	High	0.25	Very Slow
Bad	Very High	Aggressive	Very High	0.50	Fast
Bad	Very High	Aggressive	Very High	0.50	Very Slow
Fair	Very High	Aggressive	Very Low	0.50	Very Fast
Fair	Very High	Aggressive	Very Low	0.25	Fast
Fair	Very High	Aggressive	Very Low	0.25	Very Slow
Fair	Very High	Aggressive	Low	0.25	Very Fast
Fair	Very High	Aggressive	Low	0.50	Fast
Fair	Very High	Aggressive	Low	0.25	Very Slow
Fair	Very High	Aggressive	Normal	0.25	Very Fast
Fair	Very High	Aggressive	Normal	0.25	Fast
Fair	Very High	Aggressive	Normal	0.25	Medium
Fair	Very High	Aggressive	Normal	0.25	Very Slow
Fair	Very High	Aggressive	High	0.25	Very Fast

IF				THEN	
Condition	Durability	Environment	Maintenance Level	DoS	Degradation Rate
Fair	Very High	Aggressive	High	0.25	Fast
Fair	Very High	Aggressive	High	0.25	Slow
Fair	Very High	Aggressive	High	0.25	Very Slow
Fair	Very High	Aggressive	Very High	0.25	Very Fast
Fair	Very High	Aggressive	Very High	0.25	Fast
Fair	Very High	Aggressive	Very High	0.50	Very Slow
Good	Very High	Aggressive	Very Low	0.25	Very Fast
Good	Very High	Aggressive	Very Low	0.25	Fast
Good	Very High	Aggressive	Very Low	0.25	Medium
Good	Very High	Aggressive	Very Low	0.25	Very Slow
Good	Very High	Aggressive	Low	0.50	Fast
Good	Very High	Aggressive	Low	0.25	Medium
Good	Very High	Aggressive	Low	0.25	Very Slow
Good	Very High	Aggressive	Normal	0.25	Fast
Good	Very High	Aggressive	Normal	0.50	Medium
Good	Very High	Aggressive	Normal	0.25	Very Slow
Good	Very High	Aggressive	High	0.25	Fast
Good	Very High	Aggressive	High	0.25	Medium
Good	Very High	Aggressive	High	0.25	Slow
Good	Very High	Aggressive	High	0.25	Very Slow
Good	Very High	Aggressive	Very High	0.25	Fast
Good	Very High	Aggressive	Very High	0.25	Medium
Good	Very High	Aggressive	Very High	0.50	Very Slow
Very Good	Very High	Aggressive	Very Low	0.25	Very Fast
Very Good	Very High	Aggressive	Very Low	0.25	Fast
Very Good	Very High	Aggressive	Very Low	0.25	Slow
Very Good	Very High	Aggressive	Very Low	0.25	Very Slow
Very Good	Very High	Aggressive	Low	0.50	Fast
Very Good	Very High	Aggressive	Low	0.25	Slow
Very Good	Very High	Aggressive	Low	0.25	Very Slow
Very Good	Very High	Aggressive	Normal	0.25	Fast
Very Good	Very High	Aggressive	Normal	0.25	Medium
Very Good	Very High	Aggressive	Normal	0.25	Slow
Very Good	Very High	Aggressive	Normal	0.25	Very Slow
Very Good	Very High	Aggressive	High	0.25	Fast
Very Good	Very High	Aggressive	High	0.50	Slow

IF				THEN	
Condition	Durability	Environment	Maintenance Level	DoS	Degradation Rate
Very Good	Very High	Aggressive	High	0.25	Very Slow
Very Good	Very High	Aggressive	Very High	0.25	Fast
Very Good	Very High	Aggressive	Very High	0.25	Slow
Very Good	Very High	Aggressive	Very High	0.50	Very Slow
Very Bad	Very High	Slightly Aggressive	Very Low	0.25	Very Fast
Very Bad	Very High	Slightly Aggressive	Very Low	0.25	Medium
Very Bad	Very High	Slightly Aggressive	Very Low	0.50	Very Slow
Very Bad	Very High	Slightly Aggressive	Low	0.25	Fast
Very Bad	Very High	Slightly Aggressive	Low	0.25	Medium
Very Bad	Very High	Slightly Aggressive	Low	0.50	Very Slow
Very Bad	Very High	Slightly Aggressive	Normal	0.50	Medium
Very Bad	Very High	Slightly Aggressive	Normal	0.50	Very Slow
Very Bad	Very High	Slightly Aggressive	High	0.25	Medium
Very Bad	Very High	Slightly Aggressive	High	0.25	Slow
Very Bad	Very High	Slightly Aggressive	High	0.50	Very Slow
Very Bad	Very High	Slightly Aggressive	Very High	0.25	Medium
Very Bad	Very High	Slightly Aggressive	Very High	0.75	Very Slow
Bad	Very High	Slightly Aggressive	Very Low	0.25	Very Fast
Bad	Very High	Slightly Aggressive	Very Low	0.25	Fast
Bad	Very High	Slightly Aggressive	Very Low	0.25	Medium
Bad	Very High	Slightly Aggressive	Very Low	0.25	Very Slow
Bad	Very High	Slightly Aggressive	Low	0.50	Fast
Bad	Very High	Slightly Aggressive	Low	0.25	Medium
Bad	Very High	Slightly Aggressive	Low	0.25	Very Slow
Bad	Very High	Slightly Aggressive	Normal	0.25	Fast
Bad	Very High	Slightly Aggressive	Normal	0.50	Medium
Bad	Very High	Slightly Aggressive	Normal	0.25	Very Slow
Bad	Very High	Slightly Aggressive	High	0.25	Fast
Bad	Very High	Slightly Aggressive	High	0.25	Medium
Bad	Very High	Slightly Aggressive	High	0.25	Slow
Bad	Very High	Slightly Aggressive	High	0.25	Very Slow
Bad	Very High	Slightly Aggressive	Very High	0.25	Fast
Bad	Very High	Slightly Aggressive	Very High	0.25	Medium
Bad	Very High	Slightly Aggressive	Very High	0.50	Very Slow
Fair	Very High	Slightly Aggressive	Very Low	0.50	Very Fast
Fair	Very High	Slightly Aggressive	Very Low	0.25	Medium

IF				THEN	
Condition	Durability	Environment	Maintenance Level	DoS	Degradation Rate
Fair	Very High	Slightly Aggressive	Very Low	0.25	Very Slow
Fair	Very High	Slightly Aggressive	Low	0.25	Very Fast
Fair	Very High	Slightly Aggressive	Low	0.25	Fast
Fair	Very High	Slightly Aggressive	Low	0.25	Medium
Fair	Very High	Slightly Aggressive	Low	0.25	Very Slow
Fair	Very High	Slightly Aggressive	Normal	0.25	Very Fast
Fair	Very High	Slightly Aggressive	Normal	0.50	Medium
Fair	Very High	Slightly Aggressive	Normal	0.25	Very Slow
Fair	Very High	Slightly Aggressive	High	0.25	Very Fast
Fair	Very High	Slightly Aggressive	High	0.25	Medium
Fair	Very High	Slightly Aggressive	High	0.25	Slow
Fair	Very High	Slightly Aggressive	High	0.25	Very Slow
Fair	Very High	Slightly Aggressive	Very High	0.25	Very Fast
Fair	Very High	Slightly Aggressive	Very High	0.25	Medium
Fair	Very High	Slightly Aggressive	Very High	0.50	Very Slow
Good	Very High	Slightly Aggressive	Very Low	0.25	Very Fast
Good	Very High	Slightly Aggressive	Very Low	0.50	Medium
Good	Very High	Slightly Aggressive	Very Low	0.25	Very Slow
Good	Very High	Slightly Aggressive	Low	0.25	Fast
Good	Very High	Slightly Aggressive	Low	0.50	Medium
Good	Very High	Slightly Aggressive	Low	0.25	Very Slow
Good	Very High	Slightly Aggressive	Normal	0.75	Medium
Good	Very High	Slightly Aggressive	Normal	0.25	Very Slow
Good	Very High	Slightly Aggressive	High	0.50	Medium
Good	Very High	Slightly Aggressive	High	0.25	Slow
Good	Very High	Slightly Aggressive	High	0.25	Very Slow
Good	Very High	Slightly Aggressive	Very High	0.50	Medium
Good	Very High	Slightly Aggressive	Very High	0.50	Very Slow
Very Good	Very High	Slightly Aggressive	Very Low	0.25	Very Fast
Very Good	Very High	Slightly Aggressive	Very Low	0.25	Medium
Very Good	Very High	Slightly Aggressive	Very Low	0.25	Slow
Very Good	Very High	Slightly Aggressive	Very Low	0.25	Very Slow
Very Good	Very High	Slightly Aggressive	Low	0.25	Fast
Very Good	Very High	Slightly Aggressive	Low	0.25	Medium
Very Good	Very High	Slightly Aggressive	Low	0.25	Slow
Very Good	Very High	Slightly Aggressive	Low	0.25	Very Slow

IF				THEN	
Condition	Durability	Environment	Maintenance Level	DoS	Degradation Rate
Very Good	Very High	Slightly Aggressive	Normal	0.50	Medium
Very Good	Very High	Slightly Aggressive	Normal	0.25	Slow
Very Good	Very High	Slightly Aggressive	Normal	0.25	Very Slow
Very Good	Very High	Slightly Aggressive	High	0.25	Medium
Very Good	Very High	Slightly Aggressive	High	0.50	Slow
Very Good	Very High	Slightly Aggressive	High	0.25	Very Slow
Very Good	Very High	Slightly Aggressive	Very High	0.25	Medium
Very Good	Very High	Slightly Aggressive	Very High	0.25	Slow
Very Good	Very High	Slightly Aggressive	Very High	0.50	Very Slow
Very Bad	Very High	Less Favourable	Very Low	0.25	Very Fast
Very Bad	Very High	Less Favourable	Very Low	0.25	Slow
Very Bad	Very High	Less Favourable	Very Low	0.50	Very Slow
Very Bad	Very High	Less Favourable	Low	0.25	Fast
Very Bad	Very High	Less Favourable	Low	0.25	Slow
Very Bad	Very High	Less Favourable	Low	0.50	Very Slow
Very Bad	Very High	Less Favourable	Normal	0.25	Medium
Very Bad	Very High	Less Favourable	Normal	0.25	Slow
Very Bad	Very High	Less Favourable	Normal	0.50	Very Slow
Very Bad	Very High	Less Favourable	High	0.50	Slow
Very Bad	Very High	Less Favourable	High	0.50	Very Slow
Very Bad	Very High	Less Favourable	Very High	0.25	Slow
Very Bad	Very High	Less Favourable	Very High	0.75	Very Slow
Bad	Very High	Less Favourable	Very Low	0.25	Very Fast
Bad	Very High	Less Favourable	Very Low	0.25	Fast
Bad	Very High	Less Favourable	Very Low	0.25	Slow
Bad	Very High	Less Favourable	Very Low	0.25	Very Slow
Bad	Very High	Less Favourable	Low	0.50	Fast
Bad	Very High	Less Favourable	Low	0.25	Slow
Bad	Very High	Less Favourable	Low	0.25	Very Slow
Bad	Very High	Less Favourable	Normal	0.25	Fast
Bad	Very High	Less Favourable	Normal	0.25	Medium
Bad	Very High	Less Favourable	Normal	0.25	Slow
Bad	Very High	Less Favourable	Normal	0.25	Very Slow
Bad	Very High	Less Favourable	High	0.25	Fast
Bad	Very High	Less Favourable	High	0.50	Slow
Bad	Very High	Less Favourable	High	0.25	Very Slow

IF				THEN	
Condition	Durability	Environment	Maintenance Level	DoS	Degradation Rate
Bad	Very High	Less Favourable	Very High	0.25	Fast
Bad	Very High	Less Favourable	Very High	0.25	Slow
Bad	Very High	Less Favourable	Very High	0.50	Very Slow
Fair	Very High	Less Favourable	Very Low	0.50	Very Fast
Fair	Very High	Less Favourable	Very Low	0.25	Slow
Fair	Very High	Less Favourable	Very Low	0.25	Very Slow
Fair	Very High	Less Favourable	Low	0.25	Very Fast
Fair	Very High	Less Favourable	Low	0.25	Fast
Fair	Very High	Less Favourable	Low	0.25	Slow
Fair	Very High	Less Favourable	Low	0.25	Very Slow
Fair	Very High	Less Favourable	Normal	0.25	Very Fast
Fair	Very High	Less Favourable	Normal	0.25	Medium
Fair	Very High	Less Favourable	Normal	0.25	Slow
Fair	Very High	Less Favourable	Normal	0.25	Very Slow
Fair	Very High	Less Favourable	High	0.25	Very Fast
Fair	Very High	Less Favourable	High	0.50	Slow
Fair	Very High	Less Favourable	High	0.25	Very Slow
Fair	Very High	Less Favourable	Very High	0.25	Very Fast
Fair	Very High	Less Favourable	Very High	0.25	Slow
Fair	Very High	Less Favourable	Very High	0.50	Very Slow
Good	Very High	Less Favourable	Very Low	0.25	Very Fast
Good	Very High	Less Favourable	Very Low	0.25	Medium
Good	Very High	Less Favourable	Very Low	0.25	Slow
Good	Very High	Less Favourable	Very Low	0.25	Very Slow
Good	Very High	Less Favourable	Low	0.25	Fast
Good	Very High	Less Favourable	Low	0.25	Medium
Good	Very High	Less Favourable	Low	0.25	Slow
Good	Very High	Less Favourable	Low	0.25	Very Slow
Good	Very High	Less Favourable	Normal	0.50	Medium
Good	Very High	Less Favourable	Normal	0.25	Slow
Good	Very High	Less Favourable	Normal	0.25	Very Slow
Good	Very High	Less Favourable	High	0.25	Medium
Good	Very High	Less Favourable	High	0.50	Slow
Good	Very High	Less Favourable	High	0.25	Very Slow
Good	Very High	Less Favourable	Very High	0.25	Medium
Good	Very High	Less Favourable	Very High	0.25	Slow

IF				THEN	
Condition	Durability	Environment	Maintenance Level	DoS	Degradation Rate
Good	Very High	Less Favourable	Very High	0.50	Very Slow
Very Good	Very High	Less Favourable	Very Low	0.25	Very Fast
Very Good	Very High	Less Favourable	Very Low	0.50	Slow
Very Good	Very High	Less Favourable	Very Low	0.25	Very Slow
Very Good	Very High	Less Favourable	Low	0.25	Fast
Very Good	Very High	Less Favourable	Low	0.50	Slow
Very Good	Very High	Less Favourable	Low	0.25	Very Slow
Very Good	Very High	Less Favourable	Normal	0.25	Medium
Very Good	Very High	Less Favourable	Normal	0.50	Slow
Very Good	Very High	Less Favourable	Normal	0.25	Very Slow
Very Good	Very High	Less Favourable	High	0.75	Slow
Very Good	Very High	Less Favourable	High	0.25	Very Slow
Very Good	Very High	Less Favourable	Very High	0.50	Slow
Very Good	Very High	Less Favourable	Very High	0.50	Very Slow
Very Bad	Very High	Favourable	Very Low	0.25	Very Fast
Very Bad	Very High	Favourable	Very Low	0.75	Very Slow
Very Bad	Very High	Favourable	Low	0.25	Fast
Very Bad	Very High	Favourable	Low	0.75	Very Slow
Very Bad	Very High	Favourable	Normal	0.25	Medium
Very Bad	Very High	Favourable	Normal	0.75	Very Slow
Very Bad	Very High	Favourable	High	0.25	Slow
Very Bad	Very High	Favourable	High	0.75	Very Slow
Very Bad	Very High	Favourable	Very High	1.00	Very Slow
Bad	Very High	Favourable	Very Low	0.25	Very Fast
Bad	Very High	Favourable	Very Low	0.25	Fast
Bad	Very High	Favourable	Very Low	0.50	Very Slow
Bad	Very High	Favourable	Low	0.50	Fast
Bad	Very High	Favourable	Low	0.50	Very Slow
Bad	Very High	Favourable	Normal	0.25	Fast
Bad	Very High	Favourable	Normal	0.25	Medium
Bad	Very High	Favourable	Normal	0.50	Very Slow
Bad	Very High	Favourable	High	0.25	Fast
Bad	Very High	Favourable	High	0.25	Slow
Bad	Very High	Favourable	High	0.50	Very Slow
Bad	Very High	Favourable	Very High	0.25	Fast
Bad	Very High	Favourable	Very High	0.75	Very Slow

IF				THEN	
Condition	Durability	Environment	Maintenance Level	DoS	Degradation Rate
Fair	Very High	Favourable	Very Low	0.50	Very Fast
Fair	Very High	Favourable	Very Low	0.50	Very Slow
Fair	Very High	Favourable	Low	0.25	Very Fast
Fair	Very High	Favourable	Low	0.25	Fast
Fair	Very High	Favourable	Low	0.50	Very Slow
Fair	Very High	Favourable	Normal	0.25	Very Fast
Fair	Very High	Favourable	Normal	0.25	Medium
Fair	Very High	Favourable	Normal	0.50	Very Slow
Fair	Very High	Favourable	High	0.25	Very Fast
Fair	Very High	Favourable	High	0.25	Slow
Fair	Very High	Favourable	High	0.50	Very Slow
Fair	Very High	Favourable	Very High	0.25	Very Fast
Fair	Very High	Favourable	Very High	0.75	Very Slow
Good	Very High	Favourable	Very Low	0.25	Very Fast
Good	Very High	Favourable	Very Low	0.25	Medium
Good	Very High	Favourable	Very Low	0.50	Very Slow
Good	Very High	Favourable	Low	0.25	Fast
Good	Very High	Favourable	Low	0.25	Medium
Good	Very High	Favourable	Low	0.50	Very Slow
Good	Very High	Favourable	Normal	0.50	Medium
Good	Very High	Favourable	Normal	0.50	Very Slow
Good	Very High	Favourable	High	0.25	Medium
Good	Very High	Favourable	High	0.25	Slow
Good	Very High	Favourable	High	0.50	Very Slow
Good	Very High	Favourable	Very High	0.25	Medium
Good	Very High	Favourable	Very High	0.75	Very Slow
Very Good	Very High	Favourable	Very Low	0.25	Very Fast
Very Good	Very High	Favourable	Very Low	0.25	Slow
Very Good	Very High	Favourable	Very Low	0.50	Very Slow
Very Good	Very High	Favourable	Low	0.25	Fast
Very Good	Very High	Favourable	Low	0.25	Slow
Very Good	Very High	Favourable	Low	0.50	Very Slow
Very Good	Very High	Favourable	Normal	0.25	Medium
Very Good	Very High	Favourable	Normal	0.25	Slow
Very Good	Very High	Favourable	Normal	0.50	Very Slow
Very Good	Very High	Favourable	High	0.50	Slow

IF				THEN	
Condition	Durability	Environment	Maintenance Level	DoS	Degradation Rate
Very Good	Very High	Favourable	High	0.50	Very Slow
Very Good	Very High	Favourable	Very High	0.25	Slow
Very Good	Very High	Favourable	Very High	0.75	Very Slow

Table A-3: IF-THEN Rules for Rule Block 3

Rule Block 3		Environment					Rule Block 3																									
		Maintenance Level					Very Aggressive				Aggressive				Slightly Aggressive				Less Favourable				Favourable									
		Very Low	Low	Normal	High	Very High	Very Low	Low	Normal	High	Very High	Very Low	Low	Normal	High	Very High	Very Low	Low	Normal	High	Very High	Very Low	Low	Normal	High	Very High						
		VF=10	VF=0.75	VF=0.75	VF=0.75	VF=0.75	VF=10	VF=0.75	VF=0.75	VF=0.75	VF=0.75	VF=10	VF=0.75	VF=0.75	VF=0.75	VF=0.75	VF=10	VF=0.75	VF=0.75	VF=0.75	VF=0.75	VF=10	VF=0.75	VF=0.75	VF=0.75	VF=0.75	VF=0.75					
Durability	Condition	Very Bad	F=0.0	F=0.025	F=0.0	F=0.0	F=0.0	F=0.0	F=0.0	F=0.0	M=0.0	M=0.0	M=0.0	M=0.0	M=0.0	M=0.0	M=0.0	M=0.0	M=0.0	M=0.0	M=0.0	M=0.0	M=0.0	M=0.0	M=0.0	M=0.0	M=0.0					
			Bad	S=0.0	S=0.0	S=0.0	S=0.0	S=0.0	S=0.0	S=0.0	S=0.0	S=0.0	S=0.0	S=0.0	S=0.0	S=0.0	S=0.0	S=0.0	S=0.0	S=0.0	S=0.0	S=0.0	S=0.0	S=0.0	S=0.0	S=0.0	S=0.0	S=0.0	S=0.0			
				Fair	M=0.25	M=0.0	M=0.5	M=0.25	M=0.0	M=0.25	M=0.0	M=0.25	M=0.0	M=0.25	M=0.0	M=0.25	M=0.0	M=0.25	M=0.0	M=0.25	M=0.0	M=0.25	M=0.0	M=0.25	M=0.0	M=0.25	M=0.0	M=0.25	M=0.0	M=0.25	M=0.0	
					Good	S=0.0	S=0.0	S=0.0	S=0.0	S=0.0	S=0.0	S=0.0	S=0.0	S=0.0	S=0.0	S=0.0	S=0.0	S=0.0	S=0.0	S=0.0	S=0.0	S=0.0	S=0.0	S=0.0	S=0.0	S=0.0	S=0.0	S=0.0	S=0.0	S=0.0	S=0.0	S=0.0
						Very Good	VS=0.0	VS=0.0	VS=0.0	VS=0.0	VS=0.0	VS=0.0	VS=0.0	VS=0.0	VS=0.0	VS=0.0	VS=0.0	VS=0.0	VS=0.0	VS=0.0	VS=0.0	VS=0.0	VS=0.0	VS=0.0	VS=0.0	VS=0.0	VS=0.0	VS=0.0	VS=0.0	VS=0.0	VS=0.0	VS=0.0

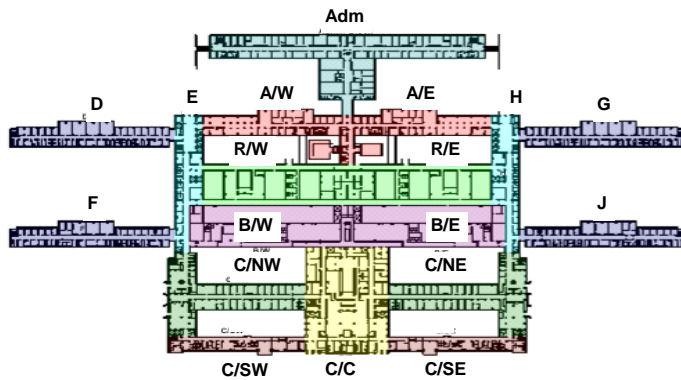
Table A-6: Fuzzy Rule Block 3

Appendix B: Condition Assessment Database

Appendix B-1: Hospital A Condition Profile	B-2
Appendix B-2: Extract from Hospital C Condition Matrix	B-14
Appendix B-3: Extracts from Hospital D Audit	B-15

Block	Administration Block Adm	Ward Block (North West)	Link Block (West)	ICU Block (West)	ICU Block (East)	Link Block (East)	Ward Block (North East)	Link & Support Block (West)	Link & Support Block (East)	Ward Block (South West)	Theatre Block (West)	Theatre Block (East)	Ward Block (South East)	Out-patients (North West)	Out-patients (South West)	OP & Theatres (Centre)	Out-patients (North East)	Out-patients (South East)
		D	E	A	A	H	G	R/W	R/E	F	B/W	B/E	J	C/NW	C/SW	C/C	C/NE	C/SE
13th Floor			3	3	3	3										3		
12th Floor														3	3	2.75	3	3
11th Floor		3	3	3	3	3	3							3	3	2.75	3	3
10th Floor		2.5	2.5	2.5	2.5	2.75	2.5							3	3.5	2.75	3	3.5
9th Floor		4	3	3	3	3	3.5						3	3.25	3	3.5	4	3.5
8th Floor		4	3	3.5	3	2.5	2.5						3.5	3	3	3	3	3.75
7th Floor		3.5	3	3.5	3.5	2.5	3.75						3	3.5	3.5	3	3	3.5
6th Floor		3.75	2.75	3	3	2.5	4						2.5	3	2.75	2.75	3	2.75
5th Floor		4	3	3	3.5	2.5	2.5	3	3	3	3	3	2.75	3	3	2.5	3	3
4th Floor		4	3	3	3	3	3	4	4	2.75	3	3	3.25	3.5	3	3	3	3.5
3rd Floor		4	3	2.5	2.5	3	2.75	3	3	2.75	3	3	3	3	4	2.5	3	3.5
2nd Floor		2.5	3	3.25	3.25	3	4	2.75	2.75	3	3	3	3	3	3.5	2.75	4	3
1st Floor	3.5	2.5	3	3.25	3	3	2	3	3	3.5	3	3	3	3	3.25	3	3.5	3
Ground Floor	3.75	3.5	3	3.75	3.5	3	2	3	3	3.5	2.5	2.5	3	3	3	3	3	3
Lower Ground Floor	3	2.5	2.5	3	3	2.5	2.5	2.5	2.5	2.5	2	3	2.5	2.5	2.5	2.5	2.5	2.5
Basement																		
Average / Block	3.42	3.39	2.90	3.10	3.06	2.78	2.92	3.04	3.04	3.00	2.80	2.92	2.95	3.06	3.16	2.84	3.15	3.20

3.02 2005 Assessment : Main Hospital Building



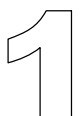
4.1 Hatched blocks indicate roof level plant rooms or full plant room floors

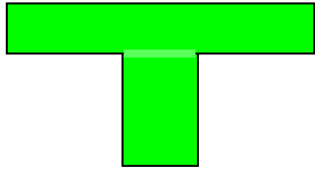
Block	Administration Block Adm	Ward Block (North West)	Link Block (West)	ICU Block (West)	ICU Block (East)	Link Block (East)	Ward Block (North East)	Link & Support Block (West)	Link & Support Block (East)	Ward Block (South West)	Theatre Block (West)	Theatre Block (East)	Ward Block (South East)	Out-patients (North West)	Out-patients (South West)	OP & Theatres (Centre)	Out-patients (North East)	Out-patients (South East)
		D	E	A	A	H	G	R/W	R/E	F	B/W	B/E	J	C/NW	C/SW	C/C	C/NE	C/SE
13th Floor																4		
12th Floor				3.7	3.7	3.7	3.7							4	4	4	4	4
11th Floor		3.6	3.7	3.7	3.7	3.7	3.7							3.6	3.6	3.7	3.6	3.6
10th Floor		3.3	3.9	3.8	3.8	3.9	3.3							3.4	3.4	3.4	3.4	3.4
9th Floor		3.4	4	3.8	3.8	4	3.4						3.9	3.5	3.5	3.5	3.7	3.5
8th Floor		3.7	3.8	3.7	3.7	3.8	3.7						3.4	3.8	3.8	4.2	3.8	3.8
7th Floor		3.3	3.7	3.8	3.8	3.7	3.3						3.7	3.9	3.9	3.8	3.9	3.9
6th Floor		3.2	3.9	4.2	4.2	3.9	3.2			4.1	4.1		3.2	3.9	3.9	3.8	3.9	3.9
5th Floor		3.6	3.6	3.7	3.6	3.6	3.3	3.7	3.7	4	3.7	3.7	3.3	3.8	3.8	4.1	3.8	3.8
4th Floor		3.4	3.9	3.7	3.7	3.9	3.4	3.9	3.9	3.5	3.5	3.5	3.5	3.2	3.2	3.2	3.2	3.2
3rd Floor		3.3	3.6	3.3	3.3	3.6	3.3	3.7	3.7	3.3	3.2	3.2	3.3	3.8	3.8	3.2	3.8	3.8
2nd Floor		3.3	3.7	4.1	4.1	3.7	3.3	3.7	3.7	3.3	3.3	3.3	3.3	3.3	3.3	3.3	3.3	3.3
1st Floor	4.5	3.5	3.7	3.5	3.5	3.7	3.5	3.6	3.6	2.7	3.2	3.2	2.7	3.3	3.3	3.4	3.3	3.3
Ground Floor	4.6	3.6	3.9	3.6	3.6	3.9	3.6	3.7	3.7	3.4	4	4	3.4	3.7	3.6	4.3	3.7	4.1
Lower Ground Floor	4.5	3.4	3.3	3.3	3.3	3.3	3.4	3.3	3.8	3.8	3.7	4	3.8	3.8	3.8	3.9	3.8	3.8
Basement										3.7	3.7					3.7		
Average / Block	4.53	3.43	3.74	3.71	3.70	3.74	3.42	3.66	3.73	3.43	3.60	3.63	3.41	3.64	3.64	3.72	3.66	3.67

3.65 1995/95 NHFA Assessment : Main Hospital Building

- 5 Very good / Normal maintenance value ≥ 4.5
- 4 Good / Condition-based maintenance 4.0 ≤ value < 4.5
- 3 Fair / Repairs 3.0 ≤ value < 4.0
- 2 Poor / Rehabilitation 2.0 ≤ value < 3.0
- 1 Very Poor / Replacement 1.0 ≤ value < 2.0

Hospital A
CONDITION PROFILE






Basement

1995/96 NHFA

3.5

Key Issues

-



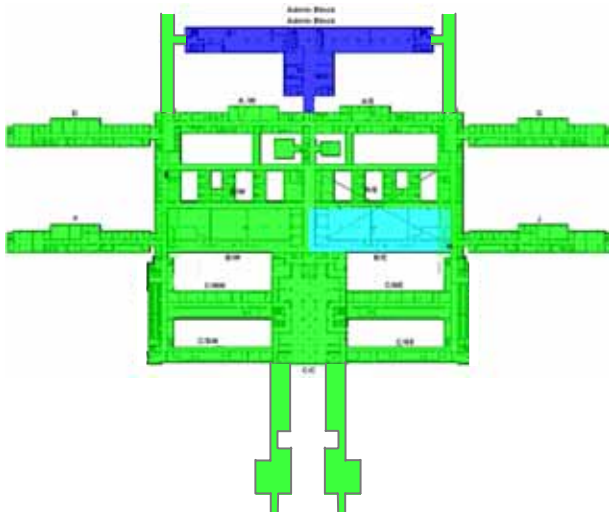
Basement

2005 Assessment

2.6

Key Issues

- Poor ventilation
- Leaking sewers
- All pipes in bad condition
- Decaying food waste underneath kitchen



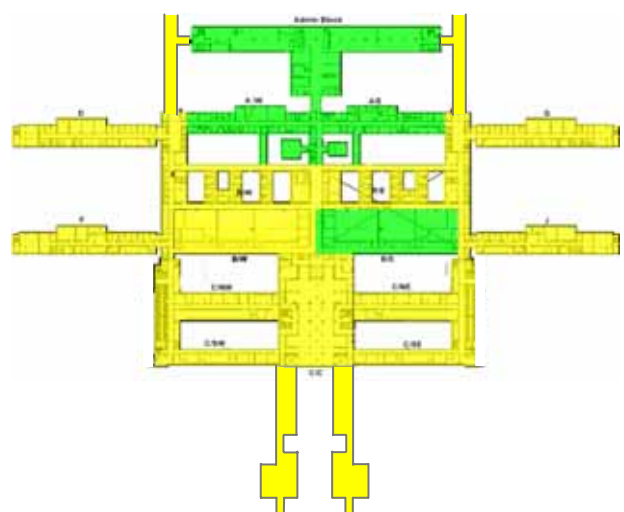
Lower Ground Floor

1995/96 NHFA

3.7

Key Issues

- General problems highlighted (scoring 3 or below) include wall finishes, water supply (hot & cold), fire appliances, steam, vacuum, heating, ventilation and air-conditioning
- General air quality and thermal quality problematic
- Housekeeping in general



Lower Ground Floor

2005 Assessment

2.6

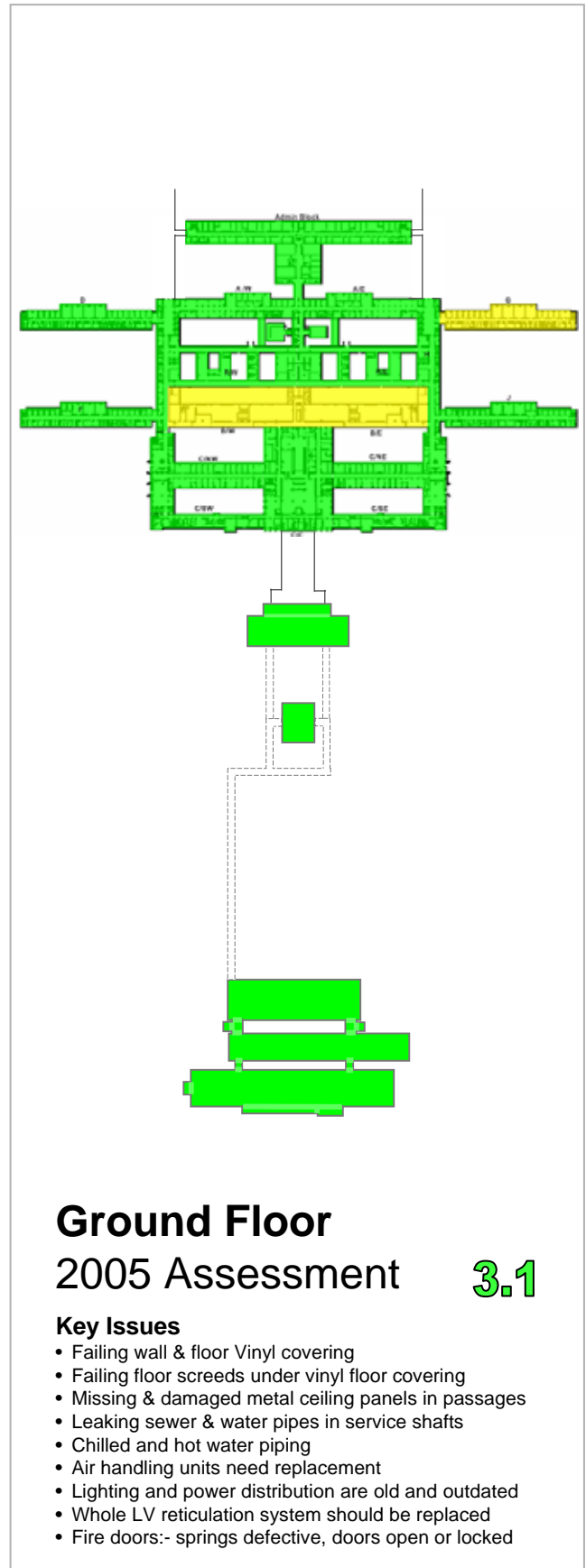
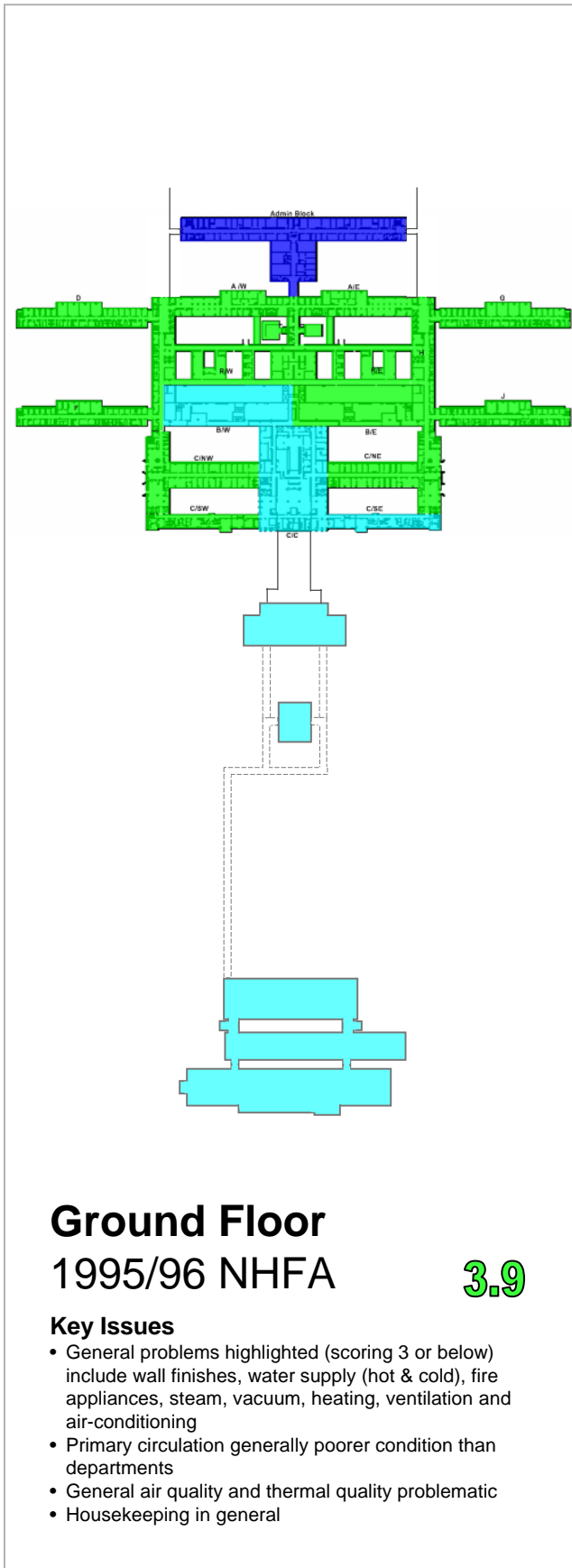
Key Issues

- **Kitchen is serious health risk and must be redesigned and refurbished as matter of urgency**
- Leaking sewer & water pipes in service shafts
- Piping in bad condition
- In urgent need of rehabilitation
- Vinyl wall covering brittle & peeling
- Medical & other waste around building perimeter & open spaces
- Missing & damaged metal ceiling panels in passages
- Failing floor screeds and vinyl floor & wall covering

5	Very good / Normal maintenance	value ≥ 4.5
4	Good / Condition-based maintenance	4.0 ≤ value < 4.5
3	Fair / Repairs	3.0 ≤ value < 4.0
2	Poor / Rehabilitation	2.0 ≤ value < 3.0
1	Very Poor / Replacement	1.0 ≤ value < 2.0

Hospital A CONDITION PROFILE

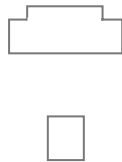
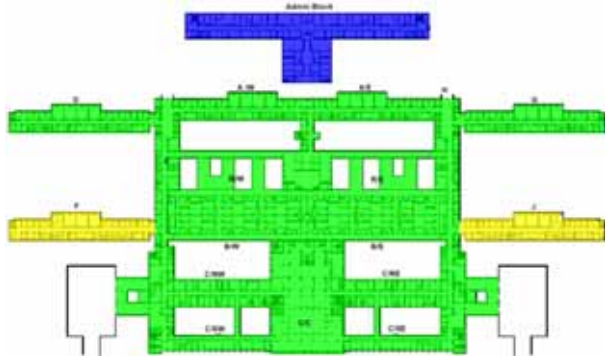
4



5	Very good / Normal maintenance	value \geq 4.5
4	Good / Condition-based maintenance	4.0 \leq value < 4.5
3	Fair / Repairs	3.0 \leq value < 4.0
2	Poor / Rehabilitation	2.0 \leq value < 3.0
1	Very Poor / Replacement	1.0 \leq value < 2.0

Hospital A
CONDITION PROFILE

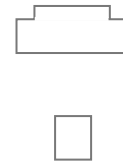
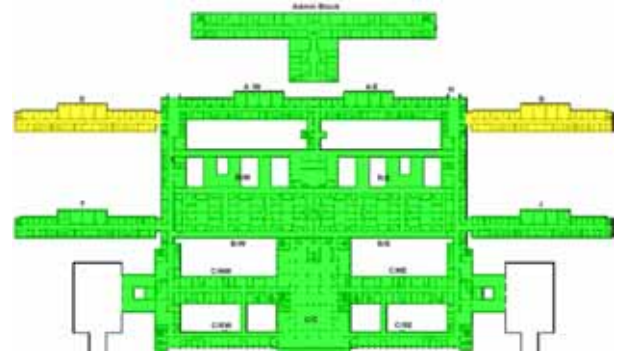
5



First Floor
1995/96 NHFA **3.5**

Key Issues

- General problems highlighted (scoring 3 or below) include wall finishes, water supply (hot & cold), fire appliances, steam, vacuum, heating, ventilation and air-conditioning
- Primary circulation generally poorer condition than departments
- General air quality and thermal quality problematic
- Housekeeping in general



First Floor
2005 Assessment **3.0**

Key Issues



- Failing wall & floor Vinyl covering
- Failing floor screeds under vinyl floor covering
- Missing & damaged metal ceiling panels in passages
- Leaking sewer & water pipes in service shafts
- Chilled and hot water piping
- Air handling units need replacement
- Lighting and power distribution are old and outdated
- Whole LV reticulation system should be replaced
- Fire doors:- springs defective, doors open or locked

5	Very good / Normal maintenance	value \geq 4.5
4	Good / Condition-based maintenance	4.0 \leq value < 4.5
3	Fair / Repairs	3.0 \leq value < 4.0
2	Poor / Rehabilitation	2.0 \leq value < 3.0
1	Very Poor / Replacement	1.0 \leq value < 2.0

CSIR : Final 3 October 2005

Hospital A
CONDITION PROFILE

6



Second Floor
1995/96 NHFA **3.5**

Key Issues

- General problems highlighted (scoring 3 or below) include wall finishes, water supply (hot & cold), fire appliances, steam, vacuum, heating, ventilation and air-conditioning
- Primary circulation generally poorer condition than departments
- General air quality and thermal quality problematic
- Housekeeping in general



Second Floor
2005 Assessment **3.1**

Key Issues

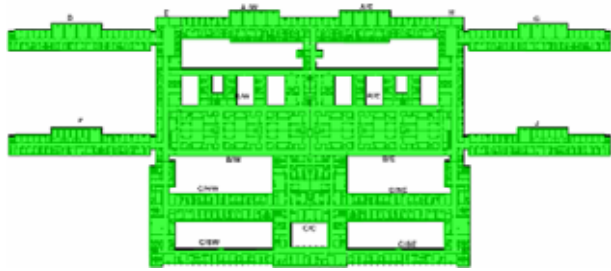
- Blocks C-NE and G – refurbished
- Failing wall & floor Vinyl covering
- Failing floor screeds under vinyl floor covering
- Missing & damaged metal ceiling panels in passages
- Leaking sewer & water pipes in service shafts
- Chilled and hot water piping
- Air handling units need replacement
- Lighting and power distribution are old and outdated
- Whole LV reticulation system should be replaced
- Fire doors:- springs defective, doors open or locked

5	Very good / Normal maintenance	value ≥ 4.5
4	Good / Condition-based maintenance	4.0 ≤ value < 4.5
3	Fair / Repairs	3.0 ≤ value < 4.0
2	Poor / Rehabilitation	2.0 ≤ value < 3.0
1	Very Poor / Replacement	1.0 ≤ value < 2.0

Hospital A
CONDITION PROFILE

7

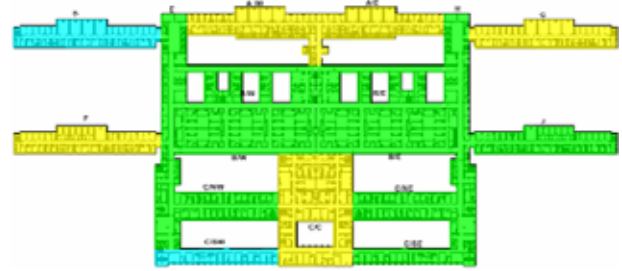
CSIR : Final 3 October 2005



Third Floor
1995/96 NHFA **3.5**

Key Issues

- General problems highlighted (scoring 3 or below) include wall finishes, water supply (hot & cold), fire appliances, steam, vacuum, heating, ventilation and air-conditioning



Third Floor
2005 Assessment **3.0**

Key Issues

- Failing wall & floor Vinyl covering
- Failing floor screeds under vinyl floor covering
- Missing & damaged metal ceiling panels in passages
- Leaking sewer & water pipes in service shafts
- Chilled and hot water piping
- Air handling units need replacement
- Lighting and power distribution are old and outdated
- Whole LV reticulation system should be replaced
- Fire doors:- springs defective, doors open or locked



Fourth Floor
1995/96 NHFA **3.7**

Key Issues

- General problems highlighted (scoring 3 or below) include wall finishes, water supply (hot & cold), fire appliances, steam, vacuum, heating, ventilation and air-conditioning
- Primary circulation generally better condition than departments




Fourth Floor
2005 Assessment **3.2**

Key Issues

- Failing wall & floor Vinyl covering
- Failing floor screeds under vinyl floor covering
- Missing & damaged metal ceiling panels in passages
- Leaking sewer & water pipes in service shafts
- Chilled and hot water piping
- Air handling units need replacement
- Lighting and power distribution are old and outdated
- Whole LV reticulation system should be replaced
- Fire doors:- springs defective, doors open or locked
- Block F: Waterproofing on roof slabs replaced but leaching from slab still taking place

5	Very good / Normal maintenance	value ≥ 4.5
4	Good / Condition-based maintenance	4.0 ≤ value < 4.5
3	Fair / Repairs	3.0 ≤ value < 4.0
2	Poor / Rehabilitation	2.0 ≤ value < 3.0
1	Very Poor / Replacement	1.0 ≤ value < 2.0

Hospital A
CONDITION PROFILE





Fifth Floor
1995/96 NHFA **3.7**

Key Issues

- General problems highlighted (scoring 3 or below) include wall finishes, water supply (hot & cold), fire appliances, steam, vacuum, heating, ventilation and air-conditioning
- Primary circulation generally poorer condition than departments
- General air quality and thermal quality problematic
- Housekeeping in general



Fifth Floor
2005 Assessment **3.0**

Key Issues

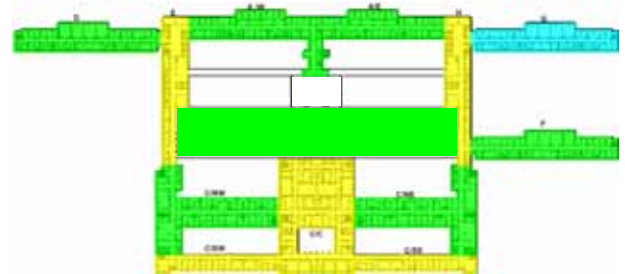
- Failing wall & floor Vinyl covering
- Failing floor screeds under vinyl floor covering
- Missing & damaged metal ceiling panels in passages
- Leaking sewer & water pipes in service shafts
- Chilled and hot water piping
- Air handling units need replacement
- Lighting and power distribution are old and outdated
- Whole LV reticulation system should be replaced
- Fire doors:- springs defective, doors open or locked



Sixth Floor
1995/96 NHFA **3.7**

Key Issues

- General problems highlighted (scoring 3 or below) include wall finishes, water supply (hot & cold), fire appliances, steam, vacuum, heating, ventilation and air-conditioning
- Primary circulation generally poorer condition than departments
- General air quality and thermal quality problematic
- Housekeeping in general



Sixth Floor
2005 Assessment **3.0**

Key Issues

- Failing wall & floor Vinyl covering
- Failing floor screeds under vinyl floor covering
- Missing & damaged metal ceiling panels in passages
- Leaking sewer & water pipes in service shafts
- Chilled and hot water piping
- Air handling units need replacement
- Lighting and power distribution are old and outdated
- Whole LV reticulation system should be replaced
- Fire doors:- springs defective, doors open or locked

5	Very good / Normal maintenance	value ≥ 4.5
4	Good / Condition-based maintenance	4.0 ≤ value < 4.5
3	Fair / Repairs	3.0 ≤ value < 4.0
2	Poor / Rehabilitation	2.0 ≤ value < 3.0
1	Very Poor / Replacement	1.0 ≤ value < 2.0

CSIR : Final 3 October 2005

Hospital A
CONDITION PROFILE

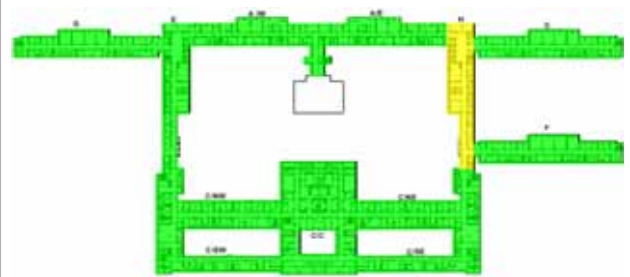
9



Seventh Floor
1995/96 NHFA **3.7**

Key Issues

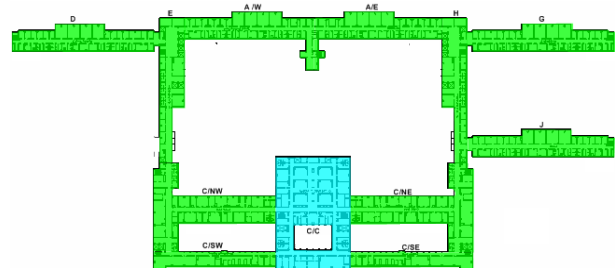
- General problems highlighted (scoring 3 or below) include wall finishes, water supply (hot & cold), fire appliances, steam, vacuum, heating, ventilation and air-conditioning
- Primary circulation generally poorer condition than departments
- General air quality and thermal quality problematic
- Housekeeping in general



Seventh Floor
2005 Assessment **3.3**

Key Issues

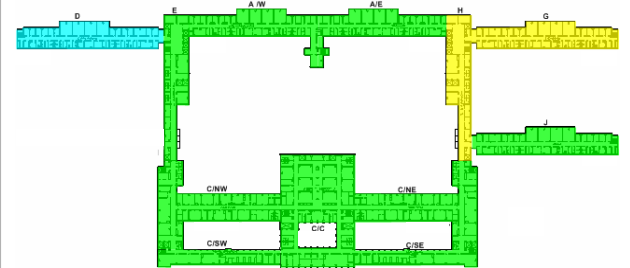
- Failing wall & floor Vinyl covering
- Failing floor screeds under vinyl floor covering
- Missing & damaged metal ceiling panels in passages
- Leaking sewer & water pipes in service shafts
- Chilled and hot water piping
- Air handling units need replacement
- Lighting and power distribution are old and outdated
- Whole LV reticulation system should be replaced
- Fire doors:- springs defective, doors open or locked



Eighth Floor
1995/96 NHFA **3.7**

Key Issues

- General problems highlighted (scoring 3 or below) include wall finishes, water supply (hot & cold), fire appliances, steam, vacuum, heating, ventilation and air-conditioning
- Primary circulation generally poorer condition than departments
- General air quality and thermal quality problematic
- Housekeeping in general



Eighth Floor
2005 Assessment **3.1**

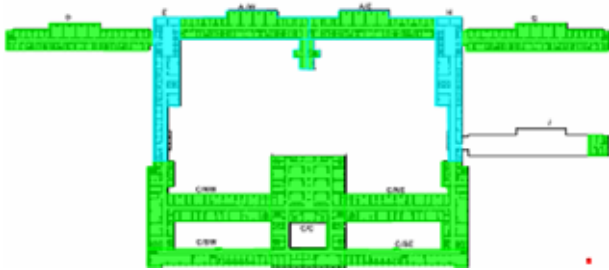
Key Issues

- Failing wall & floor Vinyl covering
- Failing floor screeds under vinyl floor covering
- Missing & damaged metal ceiling panels in passages
- Leaking sewer & water pipes in service shafts
- Chilled and hot water piping
- Air handling units need replacement
- Lighting and power distribution are old and outdated
- Whole LV reticulation system should be replaced
- Fire doors:- springs defective, doors open or locked

5	Very good / Normal maintenance	value ≥ 4.5
4	Good / Condition-based maintenance	4.0 ≤ value < 4.5
3	Fair / Repairs	3.0 ≤ value < 4.0
2	Poor / Rehabilitation	2.0 ≤ value < 3.0
1	Very Poor / Replacement	1.0 ≤ value < 2.0

CSIR : Final 3 October 2005

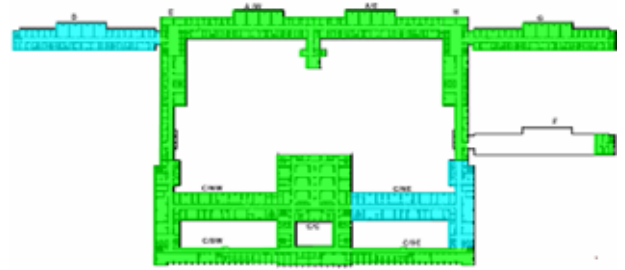
Hospital A
CONDITION PROFILE **10**



Ninth Floor
1995/96 NHFA **3.6**

Key Issues

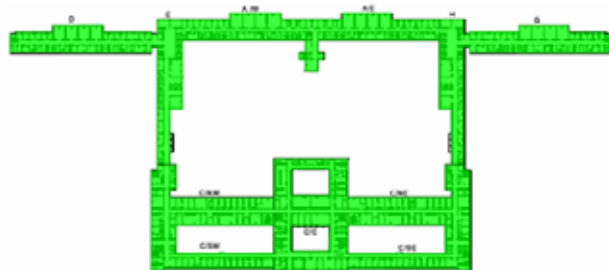
- General problems highlighted (scoring 3 or below) include wall finishes, water supply (hot & cold), fire appliances, steam, vacuum, heating, ventilation and air-conditioning
- Primary circulation generally poorer condition than departments
- General air quality and thermal quality problematic
- Housekeeping in general



Ninth Floor
2005 Assessment **3.3**

Key Issues

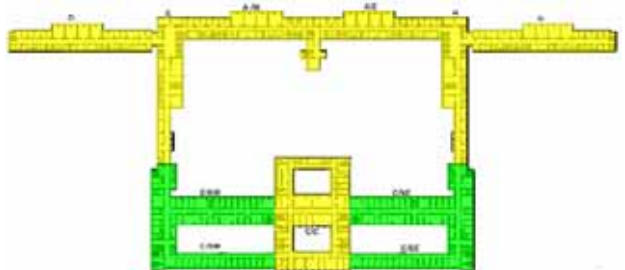
- Failing wall & floor Vinyl covering
- Failing floor screeds under vinyl floor covering
- Missing & damaged metal ceiling panels in passages
- Leaking sewer & water pipes in service shafts
- Chilled and hot water piping
- Air handling units need replacement
- Lighting and power distribution are old and outdated
- Whole LV reticulation system should be replaced
- Fire doors:- springs defective, doors open or locked
- Blocks C/NE and D refurbished



Tenth Floor
1995/96 NHFA **3.6**

Key Issues

- General problems highlighted (scoring 3 or below) include wall finishes, water supply (hot & cold), fire appliances, steam, vacuum, heating, ventilation and air-conditioning
- Primary circulation generally poorer condition than departments
- General air quality and thermal quality problematic
- Housekeeping in general



Tenth Floor
2005 Assessment **2.8**

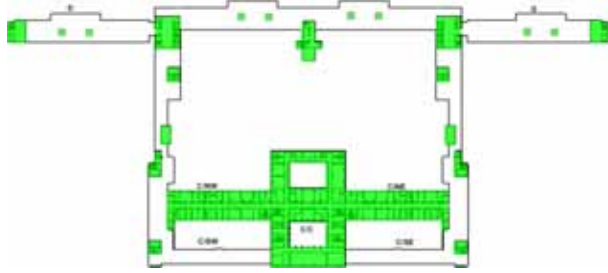
Key Issues

- Failing wall & floor Vinyl covering
- Failing floor screeds under vinyl floor covering
- Missing & damaged metal ceiling panels in passages
- Leaking sewer & water pipes in service shafts
- Chilled and hot water piping
- Air handling units need replacement
- Lighting and power distribution are old and outdated
- Whole LV reticulation system should be replaced
- Fire doors:- springs defective, doors open or locked
- Waterproofing on roof slabs to be replaced

5	Very good / Normal maintenance	value ≥ 4.5
4	Good / Condition-based maintenance	4.0 ≤ value < 4.5
3	Fair / Repairs	3.0 ≤ value < 4.0
2	Poor / Rehabilitation	2.0 ≤ value < 3.0
1	Very Poor / Replacement	1.0 ≤ value < 2.0

CSIR : Final 3 October 2005

Hospital A
CONDITION PROFILE **11**



Eleventh Floor
1995/96 NHFA **3.7**

Key Issues

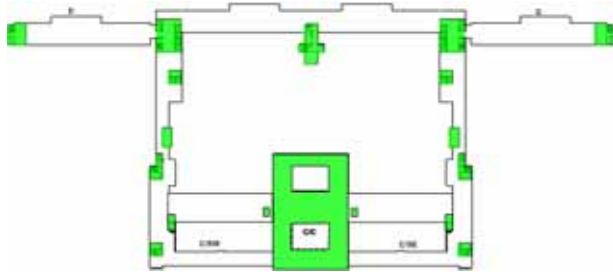
- General problems highlighted (scoring 3 or below) include wall finishes, water supply (hot & cold), fire appliances, steam, vacuum, heating, ventilation and air-conditioning
- Primary circulation generally poorer condition than departments
- General air quality and thermal quality problematic
- Housekeeping in general



Eleventh Floor
2005 Assessment **2.9**

Key Issues

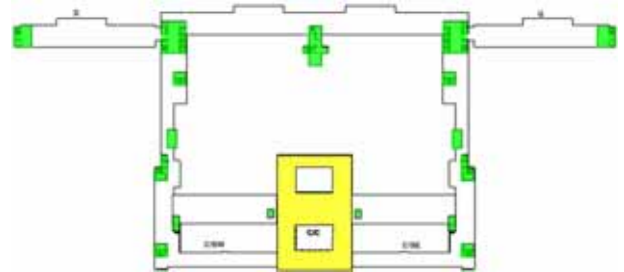
- Failing wall & floor Vinyl covering
- Failing floor screeds under vinyl floor covering
- Missing & damaged metal ceiling panels in passages
- Leaking sewer & water pipes in service shafts
- Chilled and hot water piping
- Air handling units need replacement
- Lighting and power distribution are old and outdated
- Whole LV reticulation system should be replaced
- Fire doors:- springs defective, doors open or locked
- Waterproofing on roof slabs to be replaced



Twelfth Floor
1995/96 NHFA **3.9**

Key Issues

- Waterproofing on roof needs replacement



Twelfth Floor
2005 Assessment **2.8**

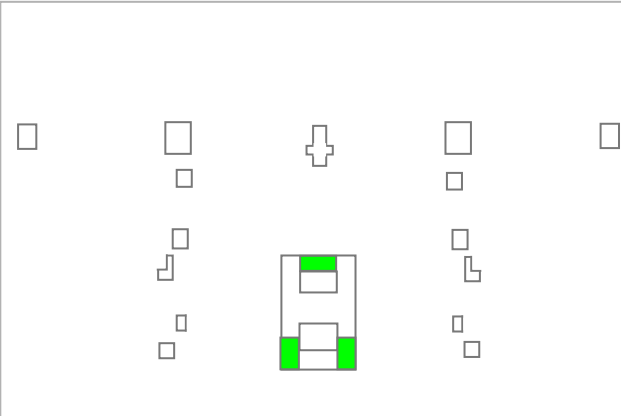
Key Issues

- Waterproofing on roof needs replacement
- Leaks from plant on roof
- Damp in walls
- Lack of regular maintenance
- Storage of junk

5	Very good / Normal maintenance	value ≥ 4.5
4	Good / Condition-based maintenance	4.0 ≤ value < 4.5
3	Fair / Repairs	3.0 ≤ value < 4.0
2	Poor / Rehabilitation	2.0 ≤ value < 3.0
1	Very Poor / Replacement	1.0 ≤ value < 2.0

CSIR : Final 3 October 2005

Hospital A
CONDITION PROFILE **12**



Thirteenth Floor
1995/96 NHFA **3.9**

Key Issues

- Waterproofing on roof needs replacement



Thirteenth Floor
2005 Assessment **3.0**

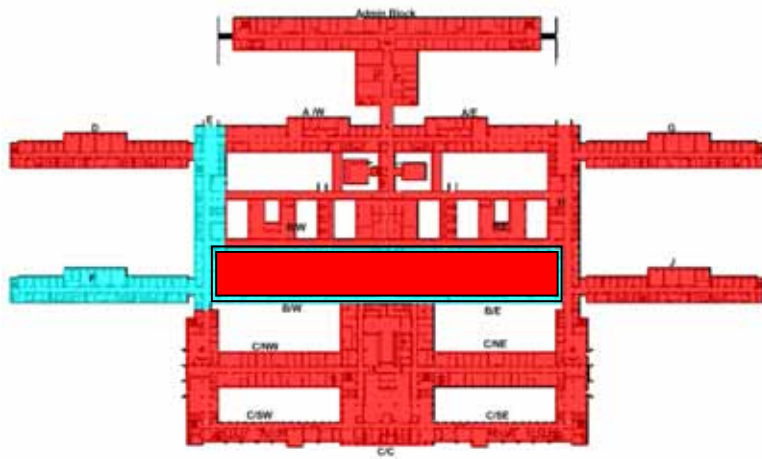
Key Issues

- Waterproofing on roof needs replacement

5	Very good / Normal maintenance	value \geq 4.5
4	Good / Condition-based maintenance	4.0 \leq value < 4.5
3	Fair / Repairs	3.0 \leq value < 4.0
2	Poor / Rehabilitation	2.0 \leq value < 3.0
1	Very Poor / Replacement	1.0 \leq value < 2.0

CSIR : Final 3 October 2005

Hospital A
CONDITION PROFILE **13**



Main Building Roofs 2005 Assessment

Key Issues

- Main Building:
 - Replace waterproofing on all roofs except Block A – East, Block E, Block F and ring around Block B
 - Block B (Theatre block) - Replace metal roof sheeting in total
- Mortuary: Replace waterproofing
- Block X and Boiler house: Repairs to roof cladding – Condition 3
- Pumphouses and substations: Replace waterproofing

5	Very good / Normal maintenance	value \geq 4.5
4	Good / Condition-based maintenance	$4.0 \leq$ value $<$ 4.5
3	Fair / Repairs	$3.0 \leq$ value $<$ 4.0
2	Poor / Rehabilitation	$2.0 \leq$ value $<$ 3.0
1	Very Poor / Replacement	$1.0 \leq$ value $<$ 2.0

Hospital A
CONDITION PROFILE 14

Appendix C: Transition Probability Matrices for Proposed Markovian Model

Hospital A

Facility Type Tertiary Hospital (Academic - Government)
 Year construction completed 1975 Age 30 years (2005)
 Total Floor Area 218,603 m² Main building only
 No of levels 15
 Structural frame Reinforced concrete
 External walls Face brick
 External windows Aluminium
 Roof Flat concrete slabs with waterproofing
 Estimated current construction cost R 1,882,376,130
 \$289,596,328 ± @ R6.50/US\$1.00

VARIABLES	Rating	
Design Level	4	High
Material	4	High
Workmanship	4	High
External Climate	3	Slightly Aggressive
Internal Climate	0	External Elements
Operational Environment	3.5	Less Favourable to Slightly Aggressive
Maintenance level	2	Low
Current Average Condition	3.02	Fair

CONDITION	5	4	3	2	1
% at t = 0	100%	0%	0%	0%	0%
Average Condition @ t = 0	5.00				

Markov Transition Probability Matrix	Condition at time t = 1					
	5	4	3	2	1	
Condition at time t = 0	5	0.950	0.050	0	0	0
	4	0	0.915	0.085	0	0
	3	0	0	0.900	0.100	0
	2	0	0	0	0.875	0.125
	1	0	0	0	0	1
	Very Good	Good	Fair	Bad	Very Bad	

Year	Age	Condition 5	Condition 4	Condition 3	Condition 2	Condition 1	Average Condition
1975	0	100.000%	0.000%	0.000%	0.000%	0.000%	5.00
1976	1	95.000%	5.000%	0.000%	0.000%	0.000%	4.95
1977	2	90.250%	9.325%	0.425%	0.000%	0.000%	4.90
1978	3	85.738%	13.045%	1.175%	0.043%	0.000%	4.84
1979	4	81.451%	16.223%	2.166%	0.155%	0.005%	4.79
1980	5	77.378%	18.917%	3.329%	0.352%	0.025%	4.73
1981	6	73.509%	21.178%	4.604%	0.641%	0.069%	4.67
1982	7	69.834%	23.053%	5.943%	1.021%	0.149%	4.61
1983	8	66.342%	24.585%	7.309%	1.488%	0.276%	4.55
1984	9	63.025%	25.812%	8.667%	2.033%	0.462%	4.49
1985	10	59.874%	26.770%	9.995%	2.645%	0.716%	4.42
1986	11	56.880%	27.488%	11.271%	3.314%	1.047%	4.36
1987	12	54.036%	27.995%	12.480%	4.027%	1.461%	4.29
1988	13	51.334%	28.318%	13.612%	4.772%	1.965%	4.22
1989	14	48.767%	28.477%	14.658%	5.536%	2.561%	4.15
1990	15	46.329%	28.495%	15.612%	6.310%	3.253%	4.08
1991	16	44.013%	28.390%	16.473%	7.083%	4.042%	4.01
1992	17	41.812%	28.177%	17.239%	7.845%	4.927%	3.94
1993	18	39.721%	27.873%	17.910%	8.588%	5.908%	3.87
1994	19	37.735%	27.489%	18.488%	9.305%	6.981%	3.80
1995	20	35.849%	27.040%	18.976%	9.991%	8.145%	3.72
1996	21	34.056%	26.534%	19.377%	10.640%	9.393%	3.65
1997	22	32.353%	25.981%	19.695%	11.248%	10.723%	3.58
1998	23	30.736%	25.390%	19.933%	11.811%	12.129%	3.51
1999	24	29.199%	24.769%	20.098%	12.328%	13.606%	3.44
2000	25	27.739%	24.124%	20.194%	12.797%	15.147%	3.37
2001	26	26.352%	23.460%	20.225%	13.217%	16.746%	3.29
2002	27	25.034%	22.784%	20.197%	13.587%	18.398%	3.22
2003	28	23.783%	22.099%	20.114%	13.908%	20.097%	3.16
2004	29	22.594%	21.409%	19.981%	14.181%	21.835%	3.09
2005	30	21.464%	20.719%	19.802%	14.407%	23.608%	3.02

1975: Completion of Construction

1996: NHF Audit

2005: CSIR Audit

VARIABLES

Design Level	4	High
Material	4	High
Workmanship	4	High
External Climate	3	Slightly Aggressive
Internal Climate	0	External Elements
Operational Environme	3.5	Less Favourable to Slightly Aggressive
Maintenance level	1	Very Low - No Maintenance

CONDITION	5	4	3	2	1
% at t = 0	100%	0%	0%	0%	0%
Average Condition	5.00				

Markov Transition Probability Matrix		Condition at time = 1				
		5	4	3	2	1
Condition at time t = 0	5	94.000%	6.000%	0.000%	0.000%	0.000%
	4	0.000%	89.800%	10.200%	0.000%	0.000%
	3	0.000%	0.000%	88.000%	12.000%	0.000%
	2	0.000%	0.000%	0.000%	85.000%	15.000%
	1	0.000%	0.000%	0.000%	0.000%	100.000%

Very Good Good Fair Bad Very Bad
5 4 3 2 1

Age	Condition 5	Condition 4	Condition 3	Condition 2	Condition 1	Average Condition
0	100.000%	0.000%	0.000%	0.000%	0.000%	5.00
1	94.000%	6.000%	0.000%	0.000%	0.000%	4.94
2	88.360%	11.028%	0.612%	0.000%	0.000%	4.88
3	83.058%	15.205%	1.663%	0.073%	0.000%	4.81
4	78.075%	18.637%	3.015%	0.262%	0.011%	4.75
5	73.390%	21.421%	4.554%	0.584%	0.050%	4.68
6	68.987%	23.639%	6.192%	1.043%	0.138%	4.60
7	64.848%	25.367%	7.861%	1.630%	0.294%	4.53
8	60.957%	26.671%	9.505%	2.329%	0.539%	4.45
9	57.299%	27.608%	11.085%	3.120%	0.888%	4.37
10	53.862%	28.230%	12.570%	3.982%	1.356%	4.29
11	50.630%	28.582%	13.941%	4.893%	1.954%	4.21
12	47.592%	28.704%	15.184%	5.832%	2.688%	4.13
13	44.737%	28.632%	16.290%	6.779%	3.562%	4.04
14	42.052%	28.396%	17.255%	7.717%	4.579%	3.96
15	39.529%	28.023%	18.081%	8.630%	5.737%	3.87
16	37.157%	27.536%	18.770%	9.505%	7.031%	3.78
17	34.928%	26.957%	19.326%	10.332%	8.457%	3.70
18	32.832%	26.303%	19.756%	11.101%	10.007%	3.61
19	30.862%	25.590%	20.069%	11.807%	11.672%	3.52
20	29.011%	24.831%	20.270%	12.444%	13.443%	3.44
21	27.270%	24.039%	20.371%	13.010%	15.310%	3.35
22	25.634%	23.224%	20.378%	13.503%	17.261%	3.26
23	24.096%	22.393%	20.302%	13.923%	19.287%	3.18
24	22.650%	21.554%	20.150%	14.271%	21.375%	3.10
25	21.291%	20.715%	19.930%	14.548%	23.516%	3.02
26	20.014%	19.879%	19.651%	14.757%	25.698%	2.94
27	18.813%	19.053%	19.321%	14.902%	27.912%	2.86
28	17.684%	18.238%	18.946%	14.985%	30.147%	2.78
29	16.623%	17.439%	18.533%	15.011%	32.395%	2.71
30	15.626%	16.657%	18.087%	14.983%	34.646%	2.64

VARIABLES

	Rating	
Design Level	4	High
Material	4	High
Workmanship	4	High
External Climate	3	Slightly Aggressive
Internal Climate	0	External Elements
Operational Environment	3.5	Less Favourable to Slightly Aggressive
Maintenance level	2	Low

CONDITION	5	4	3	2	1
% at t = 0	100%	0%	0%	0%	0%
Average Condition @ t = 0	5.00				

Markov Transition Probability Matrix		Condition at time t = 1				
		5	4	3	2	1
Condition at time t = 0	5	0.950	0.050	0	0	0
	4	0	0.915	0.085	0	0
	3	0	0	0.900	0.100	0
	2	0	0	0	0.875	0.125
	1	0	0	0	0	1
		Very Good	Good	Fair	Bad	Very Bad

Year	Age	Condition					Average Condition
		5	4	3	2	1	
1975	0	100.000%	0.000%	0.000%	0.000%	0.000%	5.00
1976	1	95.000%	5.000%	0.000%	0.000%	0.000%	4.95
1977	2	90.250%	9.325%	0.425%	0.000%	0.000%	4.90
1978	3	85.738%	13.045%	1.175%	0.043%	0.000%	4.84
1979	4	81.451%	16.223%	2.166%	0.155%	0.005%	4.79
1980	5	77.378%	18.917%	3.329%	0.352%	0.025%	4.73
1981	6	73.509%	21.178%	4.604%	0.641%	0.069%	4.67
1982	7	69.834%	23.053%	5.943%	1.021%	0.149%	4.61
1983	8	66.342%	24.585%	7.309%	1.488%	0.276%	4.55
1984	9	63.025%	25.812%	8.667%	2.033%	0.462%	4.49
1985	10	59.874%	26.770%	9.995%	2.645%	0.716%	4.42
1986	11	56.880%	27.488%	11.271%	3.314%	1.047%	4.36
1987	12	54.036%	27.995%	12.480%	4.027%	1.461%	4.29
1988	13	51.334%	28.318%	13.612%	4.772%	1.965%	4.22
1989	14	48.767%	28.477%	14.658%	5.536%	2.561%	4.15
1990	15	46.329%	28.495%	15.612%	6.310%	3.253%	4.08
1991	16	44.013%	28.390%	16.473%	7.083%	4.042%	4.01
1992	17	41.812%	28.177%	17.239%	7.845%	4.927%	3.94
1993	18	39.721%	27.873%	17.910%	8.588%	5.908%	3.87
1994	19	37.735%	27.489%	18.488%	9.305%	6.981%	3.80
1995	20	35.849%	27.040%	18.976%	9.991%	8.145%	3.72
1996	21	34.056%	26.534%	19.377%	10.640%	9.393%	3.65
1997	22	32.353%	25.981%	19.695%	11.248%	10.723%	3.58
1998	23	30.736%	25.390%	19.933%	11.811%	12.129%	3.51
1999	24	29.199%	24.769%	20.098%	12.328%	13.606%	3.44
2000	25	27.739%	24.124%	20.194%	12.797%	15.147%	3.37
2001	26	26.352%	23.460%	20.225%	13.217%	16.746%	3.29
2002	27	25.034%	22.784%	20.197%	13.587%	18.398%	3.22
2003	28	23.783%	22.099%	20.114%	13.908%	20.097%	3.16
2004	29	22.594%	21.409%	19.981%	14.181%	21.835%	3.09
2005	30	21.464%	20.719%	19.802%	14.407%	23.608%	3.02

VARIABLES

Design Level	4	High
Material	4	High
Workmanship	4	High
External Climate	3	Slightly Aggressive
Internal Climate	0	External Elements
Operational Environme	3.5	Less Favourable to Slightly Aggressive
Maintenance level	3	Medium

CONDITION	5	4	3	2	1
% at t = 0	100%	0%	0%	0%	0%
Average Condition	5.00				

Markov Transition Probability Matrix		Condition at time = 1				
		5	4	3	2	1
Condition at time t = 0	5	96.000%	4.000%	0.000%	0.000%	0.000%
	4	0.000%	93.200%	6.800%	0.000%	0.000%
	3	0.000%	0.000%	92.000%	8.000%	0.000%
	2	0.000%	0.000%	0.000%	90.000%	10.000%
	1	0.000%	0.000%	0.000%	0.000%	100.000%

Very Good Good Fair Bad Very Bad
5 4 3 2 1

Age	Condition 5	Condition 4	Condition 3	Condition 2	Condition 1	Average Condition
0	100.000%	0.000%	0.000%	0.000%	0.000%	5.00
1	96.000%	4.000%	0.000%	0.000%	0.000%	4.96
2	92.160%	7.568%	0.272%	0.000%	0.000%	4.92
3	88.474%	10.740%	0.765%	0.022%	0.000%	4.88
4	84.935%	13.548%	1.434%	0.081%	0.002%	4.83
5	81.537%	16.025%	2.241%	0.187%	0.010%	4.79
6	78.276%	18.196%	3.151%	0.348%	0.029%	4.74
7	75.145%	20.090%	4.136%	0.565%	0.064%	4.70
8	72.139%	21.730%	5.171%	0.840%	0.120%	4.65
9	69.253%	23.138%	6.235%	1.169%	0.204%	4.60
10	66.483%	24.334%	7.310%	1.551%	0.321%	4.55
11	63.824%	25.339%	8.380%	1.981%	0.476%	4.50
12	61.271%	26.169%	9.433%	2.453%	0.674%	4.45
13	58.820%	26.840%	10.457%	2.962%	0.920%	4.40
14	56.467%	27.368%	11.446%	3.503%	1.216%	4.34
15	54.209%	27.766%	12.391%	4.068%	1.566%	4.29
16	52.040%	28.046%	13.288%	4.653%	1.973%	4.24
17	49.959%	28.220%	14.132%	5.250%	2.438%	4.18
18	47.960%	28.300%	14.921%	5.856%	2.963%	4.12
19	46.042%	28.294%	15.651%	6.464%	3.549%	4.07
20	44.200%	28.211%	16.323%	7.070%	4.195%	4.01
21	42.432%	28.061%	16.936%	7.669%	4.902%	3.95
22	40.735%	27.850%	17.489%	8.257%	5.669%	3.90
23	39.106%	27.586%	17.984%	8.830%	6.495%	3.84
24	37.541%	27.274%	18.421%	9.386%	7.378%	3.78
25	36.040%	26.921%	18.802%	9.921%	8.316%	3.72
26	34.598%	26.532%	19.128%	10.433%	9.309%	3.67
27	33.214%	26.112%	19.402%	10.920%	10.352%	3.61
28	31.886%	25.665%	19.626%	11.380%	11.444%	3.55
29	30.610%	25.195%	19.801%	11.812%	12.582%	3.49
30	29.386%	24.706%	19.930%	12.215%	13.763%	3.44

VARIABLES	Rating	
Design Level	4	High
Material	4	High
Workmanship	4	High
External Climate	3	Slightly Aggressive
Internal Climate	0	External Elements
Operational Environment	3.5	Less Favourable to Slightly Aggressive
Maintenance level	4	High

CONDITION	5	4	3	2	1
% at t = 0	100%	0%	0%	0%	0%
Average Condition	5.00				

Markov Transition Probability Matrix		Condition at time = 1				
		5	4	3	2	1
Condition at time t = 0	5	97.000%	3.000%	0.000%	0.000%	0.000%
	4	0.000%	94.900%	5.100%	0.000%	0.000%
	3	0.000%	0.000%	94.000%	6.000%	0.000%
	2	0.000%	0.000%	0.000%	92.500%	7.500%
	1	0.000%	0.000%	0.000%	0.000%	100.000%

Very Good Good Fair Bad Very Bad
5 4 3 2 1

Age	Condition 5	Condition 4	Condition 3	Condition 2	Condition 1	Average Condition
0	100.000%	0.000%	0.000%	0.000%	0.000%	5.00
1	97.000%	3.000%	0.000%	0.000%	0.000%	4.97
2	94.090%	5.757%	0.153%	0.000%	0.000%	4.94
3	91.267%	8.286%	0.437%	0.009%	0.000%	4.91
4	88.529%	10.602%	0.834%	0.035%	0.001%	4.88
5	85.873%	12.717%	1.324%	0.082%	0.003%	4.84
6	83.297%	14.644%	1.894%	0.155%	0.009%	4.81
7	80.798%	16.396%	2.527%	0.257%	0.021%	4.78
8	78.374%	17.984%	3.211%	0.390%	0.040%	4.74
9	76.023%	19.418%	3.936%	0.553%	0.070%	4.71
10	73.742%	20.709%	4.690%	0.748%	0.111%	4.67
11	71.530%	21.865%	5.465%	0.973%	0.167%	4.64
12	69.384%	22.895%	6.252%	1.228%	0.240%	4.60
13	67.303%	23.809%	7.045%	1.511%	0.332%	4.56
14	65.284%	24.614%	7.836%	1.820%	0.446%	4.52
15	63.325%	25.317%	8.621%	2.154%	0.582%	4.49
16	61.425%	25.926%	9.395%	2.510%	0.744%	4.45
17	59.583%	26.446%	10.154%	2.885%	0.932%	4.41
18	57.795%	26.885%	10.893%	3.278%	1.148%	4.37
19	56.061%	27.248%	11.611%	3.686%	1.394%	4.33
20	54.379%	27.540%	12.304%	4.106%	1.671%	4.29
21	52.748%	27.767%	12.970%	4.536%	1.979%	4.25
22	51.166%	27.933%	13.608%	4.974%	2.319%	4.21
23	49.631%	28.044%	14.216%	5.418%	2.692%	4.17
24	48.142%	28.102%	14.793%	5.864%	3.098%	4.12
25	46.697%	28.113%	15.339%	6.312%	3.538%	4.08
26	45.297%	28.080%	15.852%	6.759%	4.011%	4.04
27	43.938%	28.007%	16.333%	7.203%	4.518%	4.00
28	42.620%	27.897%	16.782%	7.643%	5.059%	3.95
29	41.341%	27.753%	17.198%	8.077%	5.632%	3.91
30	40.101%	27.578%	17.581%	8.503%	6.238%	3.87

VARIABLES

Design Level	4	High
Material	4	High
Workmanship	4	High
External Climate	3	Slightly Aggressive
Internal Climate	0	External Elements
Operational Environment	3.5	Less Favourable to Slightly Aggressive
Maintenance level	5	Very High

CONDITION	5	4	3	2	1
% at t = 0	100%	0%	0%	0%	0%
Average Condition	5.00				

Markov Transition Probability Matrix		Condition at time = 1				
		5	4	3	2	1
Condition at time t = 0	5	98.000%	2.000%	0.000%	0.000%	0.000%
	4	0.000%	96.600%	3.400%	0.000%	0.000%
	3	0.000%	0.000%	96.000%	4.000%	0.000%
	2	0.000%	0.000%	0.000%	95.000%	5.000%
	1	0.000%	0.000%	0.000%	0.000%	100.000%

Very Good Good Fair Bad Very Bad
 5 4 3 2 1

Age	Condition 5	Condition 4	Condition 3	Condition 2	Condition 1	Average Condition
0	100.000%	0.000%	0.000%	0.000%	0.000%	5.00
1	98.000%	2.000%	0.000%	0.000%	0.000%	4.98
2	96.040%	3.892%	0.068%	0.000%	0.000%	4.96
3	94.119%	5.680%	0.198%	0.003%	0.000%	4.94
4	92.237%	7.370%	0.383%	0.010%	0.000%	4.92
5	90.392%	8.964%	0.618%	0.025%	0.001%	4.90
6	88.584%	10.467%	0.898%	0.049%	0.002%	4.88
7	86.813%	11.883%	1.218%	0.082%	0.004%	4.85
8	85.076%	13.215%	1.573%	0.127%	0.008%	4.83
9	83.375%	14.467%	1.960%	0.183%	0.015%	4.81
10	81.707%	15.643%	2.373%	0.253%	0.024%	4.79
11	80.073%	16.745%	2.810%	0.335%	0.037%	4.76
12	78.472%	17.777%	3.267%	0.431%	0.053%	4.74
13	76.902%	18.742%	3.741%	0.540%	0.075%	4.72
14	75.364%	19.643%	4.228%	0.662%	0.102%	4.70
15	73.857%	20.482%	4.727%	0.798%	0.135%	4.67
16	72.380%	21.263%	5.234%	0.948%	0.175%	4.65
17	70.932%	21.988%	5.748%	1.110%	0.222%	4.62
18	69.514%	22.659%	6.266%	1.284%	0.278%	4.60
19	68.123%	23.279%	6.786%	1.470%	0.342%	4.57
20	66.761%	23.850%	7.306%	1.668%	0.416%	4.55
21	65.426%	24.374%	7.824%	1.877%	0.499%	4.52
22	64.117%	24.854%	8.340%	2.096%	0.593%	4.50
23	62.835%	25.291%	8.851%	2.325%	0.698%	4.47
24	61.578%	25.688%	9.357%	2.563%	0.814%	4.45
25	60.346%	26.046%	9.856%	2.809%	0.942%	4.42
26	59.140%	26.368%	10.348%	3.063%	1.082%	4.39
27	57.957%	26.654%	10.830%	3.324%	1.236%	4.37
28	56.798%	26.907%	11.303%	3.591%	1.402%	4.34
29	55.662%	27.128%	11.766%	3.863%	1.581%	4.31
30	54.548%	27.319%	12.218%	4.141%	1.774%	4.29