

Facts and Theories about Stijfziekte and Lamziekte.




Plate No. 11

Stiff-sickness (Crotalism). Chronic Stage.

Facts and Theories about Stijfziekte and Lamziekte.




Plate No 2.]

Stijfziekte : Joint or complicated form.

Facts and Theories about Stijfziekte and Lamziekte.

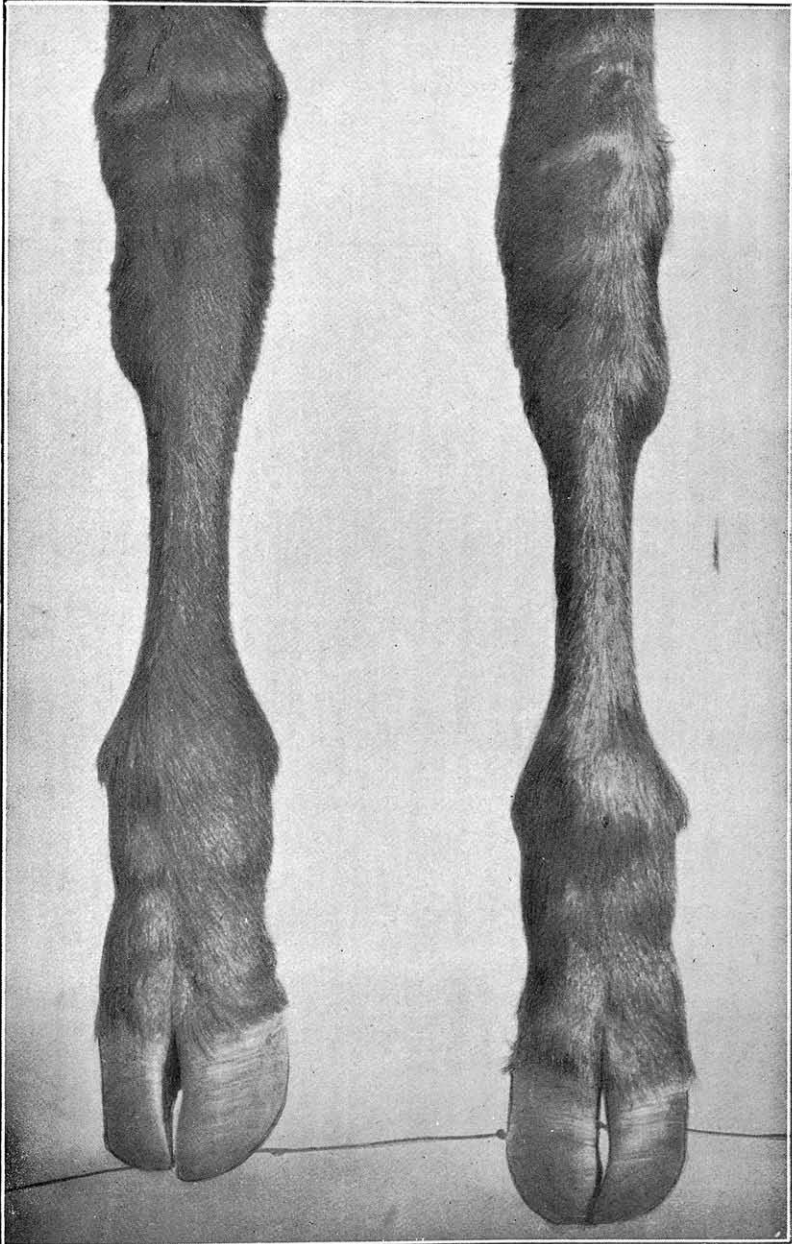


Plate No. 3.]

Stijfziekte : Joint form, hind legs.

Facts and Theories about Stijfziekte and Lamziekte.

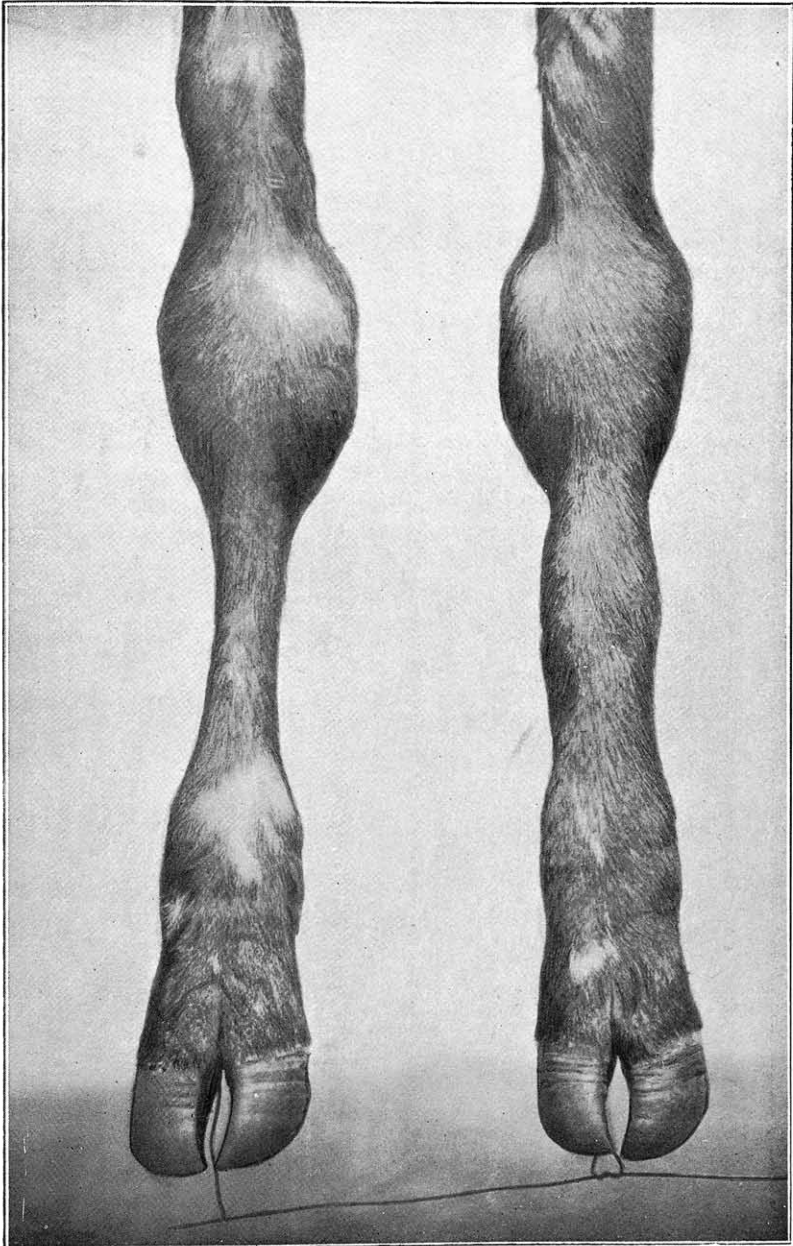


Plate No. 4.]

Stijfziekte : Joint form, forelegs.

Facts and Theories about Stijtziekte and Lamziekte.

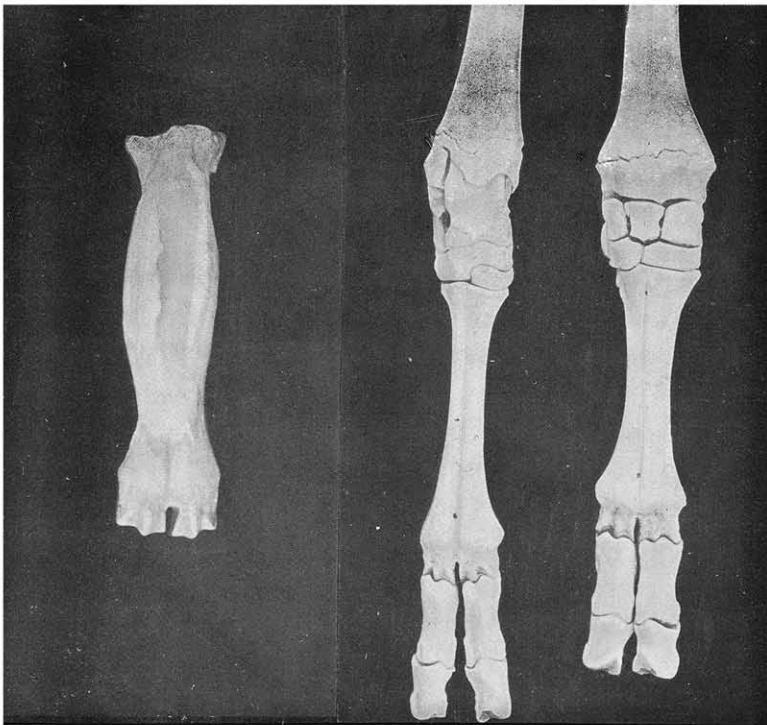



Plate No. 5.]

Stijfziekte : Joint form. Bones showing periostitis.

Facts and Theories about Stijfziekte and Lamziekte.



Bechuanaland.]

Ox suffering from Lamziekte.

[Photo by Joseph Burt-Davy.



Plate No. 6.]

Calf suffering from Lamziekte.

Uitenhage Division.]

[Photo by Joseph Burt-Davy.




Plate No. 7 (a).]

Lamziekte in a tolly. (a) Lying position.




Plate No. 7 (b).]

Lamziekte in a tolly. (b) Attempting to rise.





Plate No. 7 (c).]

Lamziekte in a tolly. (c) Standing position.



Orange Free State.]

[Photo by J. Burtt Davy.]

Lamziekte in a cow. (a) Attempting to rise.




Plate No. 8.]

Lamziekte in a cow. (b) Lying position.

Orange Free State.]

[Photo by J. Burtt Davy.]




Plate No. 9.]
Bechuanaland.]

Lamziekte in a bull. (b) Lying position.

[*Photo by J. Burt Davy.*




Plate No. 10]

Lamzichte experiments : Muzzled Cattle.