

An illustrated catalogue of South American species of *Omorgus* Erichson, 1847 (Coleoptera, Trogidae, Omorginae) including a neotype designation and taxonomical changes

Vinícius da Costa-Silva^{1,2}, Werner P. Strümpher³, Maxwell V. L. Barclay⁴, Fernando Z. Vaz-de-Mello²

1 Department of Zoology & Entomology, University of Pretoria, Private Bag X20, Hatfield, 0028, South Africa

2 Laboratório de Scarabaeoidologia, Instituto de Biociências, Universidade Federal de Mato Grosso (UFMT), Cuiabá, Mato Grosso, Brazil

3 Ditsong National Museum of Natural History, PO Box 413, Pretoria 0001, South Africa

4 Department of Life Sciences, Natural History Museum, London SW7 5BD, UK

<https://zoobank.org/339AB68C-DCB1-435F-B88E-2C42D0A7B05E>

Corresponding author: Vinícius da Costa-Silva (silvavinicius92@gmail.com)

Academic editor: Vinícius S. Ferreira | Received 4 May 2024 | Accepted 11 July 2024 | Published 29 July 2024

Abstract

An illustrated catalogue of South American species of the genus *Omorgus* Erichson is presented. Based on this study we propose the following taxonomic changes: *Omorgus* (*Omorgus*) *capillaceus* Scholtz, 1990, **syn. nov.** and *Omorgus* (*O.*) *lucidus* Pittino, 2010, **syn. nov.** are proposed as junior subjective synonyms of *Omorgus* (*O.*) *fuliginosus* (Robinson, 1941) and *Omorgus* (*O.*) *ciliatus* (Blanchard, 1847), respectively. Lastly, we designated a male neotype for the ubiquitous New World species *Trox suberosus* Fabricius, 1775 to replace the missing type.

Key Words

Keratin feeding, Omorgini, Scarabaeoidea, South America, taxonomy, type specimens

Introduction

Omorgus Erichson, 1847 (Scarabaeoidea, Trogidae) is a diverse and widespread genus of Trogidae MacLeay, 1819 with c. 150 valid names (Scholtz 1986a; Strümpher et al. 2016; Zidek 2017). After the morphological phylogeny study conducted by Scholtz (1986a) and later supported by Strümpher et al. (2014 – molecular phylogeny), three subgenera are recognized within *Omorgus*: *Afromorgus* Scholtz, 1986a with 57 species distributed throughout the sub-Saharan Africa, Oriental, and Palearctic regions (Kalawate and Strümpher 2024); the monotypic *Haroldomorgus* Scholtz, 1986a [*Omorgus* (*H.*) *batesi* Harold, 1872] endemic to South America; and the nominotypical *Omorgus* with 94 species reported from the Neotropical, Nearctic, Palearctic, Oriental and Australasian regions (Huchet and Costa-Silva 2018; Costa-Silva et al. 2021; Strümpher and Kalawate

2023). For a more comprehensive taxonomical overview of the genus, see Strümpher et al. (2016).

From South America, 17 species of *Omorgus* are recognized after the studies carried out by Vaurie (1962), Scholtz (1990), Pittino (1987, 2010), and Huchet and Costa-Silva (2018), where redescrptions, taxonomic changes, and identification keys for the species can be found. More recently, Costa-Silva et al. (2021) have addressed a modern revision of Brazilian species of *Omorgus*, presenting for the first time a high-resolution image of all name-bearing types (with the exception of *Omorgus suberosus* – see results) of the group.

Thus, our main goal is to present an illustrated catalogue of those name-bearing type specimens of South American species of *Omorgus* whose images have never been published before. Our results, as well as the publication by Smith (2017) and Costa-Silva et al. (2021),

include all South American *Omorgus* types available for consultation. This study will provide researchers around the World who are interested in the South American *Omorgus* the opportunity to examine the type specimens through high-definition photography, subsidizing the taxonomic and nomenclatural stability of the names studied in the future. Additionally, after studying all type specimens of *Omorgus* from South America, we propose here *Omorgus* (*O.*) *lucidus* Pittino, 2010 as a junior subjective synonym of *Omorgus* (*O.*) *ciliatus* (Blanchard, 1847), and *Omorgus* (*O.*) *capillaceus* Scholtz, 1990 as a junior subjective synonym of *Omorgus* (*O.*) *fuliginosus* (Robinson, 1941). Also, in order to fix the problem regarding the missing type specimen of *Trox suberosus* Fabricius, 1775 from Joseph Banks collection (see Hielkema and Hielkema (2019) and Costa-Silva et al. (2021)), a neotype is designated in accordance with Art. 75.3 of the International Code of Zoological Nomenclature (ICZN 1999).

Material

A total of 899 specimens of *Omorgus* (including types and non-type material) from the institutions listed below were examined. The curators are presented in brackets.

CEMT	Coleção Entomológica de Mato Grosso Eurides Furtado, Cuiabá, Mato Grosso, Brazil (Fernando Z. Vaz-de-Mello)
CMNC	Canadian Museum of Nature, Ottawa, Canada (Robert Anderson and François Génier)
CMNCH	Carnegie Museum of Natural History, Pittsburgh, Pennsylvania, United States (Robert Androw)
CNC	Canadian National Collection of Insects, Ottawa, Canada (Patrice Bouchard)
CVMD	Collection of Víctor Manuel Diéguez [Private Collection], Peñalolén, Santiago, Chile (Víctor Manuel Diéguez).
DZUP	Museu de Entomologia ‘Pe. Jesus Santiago Moure’, Universidade Federal do Paraná, Curitiba, Paraná, Brazil (Cibele Stramare Ribeiro-Costa).
IADIZA	Instituto Argentino de Investigaciones de Zonas Áridas, Mendoza, Mendoza, Argentina (Gustavo Flores and Sergio Roig).
IFML	Instituto Fundación Miguel Lillo, Tucumán, Argentina (Emilia Perez).
LACM	Los Angeles County Museum of Natural History, Los Angeles, California, United States (Brian Brown)
MACN	Museo Argentino de Ciencias Naturales ‘Bernardino Rivadavia’, Buenos Aires, Argentina (Pablo Mulieri).
MCZC	Museum of Comparative Zoology, Harvard University, Cambridge, Massachusetts, United States (Rachel Hawkins)

MNHN	Muséum national d’Histoire naturelle, Paris, France (Olivier Montreuil and Antoine Mantilleri)
MZSP	Museu de Zoologia da Universidade de São Paulo, São Paulo, Brazil (Sônia Casari).
NHMB	Naturhistorisches Museum, Basel, Switzerland (Christoph Germann)
NHMUK	The Natural History Museum, London, United Kingdom (Maxwell Barclay)
RBINS	Royal Belgian Institute of Natural Sciences, Brussels, Belgium (Alain Drumont and Wouter Dekoninck)
RPMI	Collection of Riccardo Pittino [Private Collection], Milan, Italy (Riccardo Pittino).
ZMUK	Zoologisches Museum, Universität Kiel, Kiel, Germany (Michael Kuhlmann)

Methods

Label data for primary type specimens are transcribed *ipsis litteris* in quotation marks (“...”). Forward slashes “/” were used to indicate a new line of text on the same label. Comments and additional information are provided in square brackets “[...]”. All handwritten information is underlined. The non-type material follows the format present by Costa-Silva et al. (2021): COUNTRY (in capital letters); followed by **Department, province of state name** (in bold letters); city or specific locality (when mentioned in the label); metres above sea level (when mentioned), geographical coordinates (when mentioned), date, name of the collector(s), number of examined specimens, gender and depository. The countries, first-order political divisions and cities and/or specific localities are given in alphabetical order.

All images taken by the authors were made using a Leica model m205C stereomicroscope with MC190 HD image capture system. Photographs that were not taken by the authors are indicated in the captions of the respective images with the respective copyright of the author and the museum.

Results

Systematics

Order Coleoptera

Family Trogidae MacLeay, 1819

Subfamily Omorginae Nikolajev, 2005

Tribe Omorgini Nikolajev, 2005

Genus *Omorgus* Erichson, 1847

Note. For morphological description and diagnosis, see Vaurie (1962 – as “species group *suberosus*”), Scholtz (1990), and Strümpher et al. (2016).

Type species. *Trox suberosus* Fabricius, 1775 (by subsequent designation, Lacordaire, 1856).

Identification key. The identification keys of Vaurie (1962) and Scholtz (1990) can be used to identify South American species of *Omorgus*, while Costa-Silva et al. (2021) can be used for Brazilian species.

Catalogue of South American species of *Omorgus*

Omorgus (Haroldomorgus) batesi (Harold, 1872)

Trox batesi Harold, 1872: 126 (original description); Arrow 1912: 54 (catalogue); Blackwelder 1944: 218 (catalogue); Vaurie 1962: 154 (redescription).

Trox (Omorgus) batesi: Scholtz 1982: 8 (catalogue).

Omorgus (Haroldomorgus) batesi: Scholtz 1986a: 362 (phylogenetics); Scholtz 1990: 1418 (redescription); Zidek 2013: 7 (catalogue); Strümpher et al. 2014: 549 (systematics); Strümpher et al. 2016: 62 (systematics); Zidek 2017: 98 (catalogue); Hielkema and Hielkema 2019: 10 (checklist for the Guianas); Costa-Silva et al. 2021: 1997 (review of Brazilian species).

Omorgus batesi: Deloya 2005: 122 (checklist).

Type specimen examined. *Holotype* (♂ MNHN). See Costa-Silva et al. (2021: 1997) for high-quality images of the type specimen. **Type locality:** “Amazonestrom” [Amazonas River].

Geographic distribution. Argentina, Bolivia, Brazil and Paraguay (Zidek 2017; Costa-Silva et al. 2021).

Non-type examined material (four specimens additionally to Scholtz (1990) and Costa-Silva et al. (2021)). BRAZIL – Amazonas • 1; Parana da Eva; 8 Nov. 1969; J.M. & B.A. Campbell leg.; CNC. – Mato Grosso • 1; Juina; 1 Oct. 2022; K.R. Ferreira leg.; CEMT • 1; Santa Cruz do Xingu, Faz. da Ilha; 9°45'41"S, 52°15'41"W; UV light trap; 11–17 Jan. 2024; D.F. Rodrigues & T.I. Victor-da-Silva leg.; CEMT. – Rio de Janeiro • 1♀; Magé, 70 km N [north] of Rio de Janeiro; 15 Oct.–10 Nov. 1999; W. Grosser leg.; NHMUK.

Note. The monotypic subgenus *Haroldomorgus* Scholtz, 1986a was established to accommodate *Trox batesi* Harold, 1872, following a morphological phylogenetic analysis aimed at elucidating the suprageneric relationships within Trogidae (refer to Scholtz, 1986a for details). One of the most distinctive features of *Omorgus (Haroldomorgus)* species is a complete absence of tubercles or ridges on the pronotum and elytra. Additionally, this species exhibits an oval-shaped scutellum that is not constricted at the base, which distinguishes it from the typical modern concept of *Omorgus* species. Following a morphological phylogenetic analysis conducted by some of the authors (VCS, WPS, and FZVM – Costa-Silva et al. in press), the genus *Omorgus* was recovered to be paraphyletic, restoring *Haroldomorgus* as a sister group to *Omorgus + Polynoncus*. In the first and only molecular phylogeny of Trogidae performed to date, by Strümpher et al. (2014), no specimens of *Omorgus (Haroldomorgus) batesi* were used in the analysis. However, we have now obtained fresh specimens to revisit the molecular analysis

and finally test the Scholtz’s (1986a) hypothesis and the position of *Haroldomorgus* within Trogidae.

Omorgus (Omorgus) badeni (Harold, 1872)

Trox badeni Harold, 1872: 83 (original description); Arrow 1912: 54 (catalogue); Vaurie 1962: 147 (as syn. of *Omorgus borrei*); Scholtz 1982: 9 (as syn. of *Omorgus borrei*).

Omorgus (Omorgus) badeni: Scholtz 1990: 1416 (revalidated, re-described and lectotype designated); Zidek 2013: 7 (checklist); Zidek 2017: 98 (checklist); Costa-Silva et al. 2021: 2001 (review of Brazilian species).

Omorgus badeni: Morrone 2001: 57 (mention, biogeography); Deloya 2005: 122 (checklist); Morrone 2014: 57 (mention, biogeography).

Type specimen examined. *Lectotype* (RBINS). See Costa-Silva et al. (2021: 2001) for high quality images of the type specimen. **Type locality:** “Ceará, Brazil”.

Geographic distribution. Brazil. For details of distribution, see Costa-Silva et al. (2021). Morrone (2001, 2014) report this species from “Northern Colombia and northwestern (sic!)”, without specific locality. Although plausible, so far, no specimen of *Omorgus (O.) badeni* from Colombia has been examined by the authors.

Omorgus (Omorgus) borrei (Harold, 1872)

Trox borrei Harold, 1872: 84 (original description); Bruch 1911: 193 (checklist); Arrow 1912: 54 (catalogue); Blackwelder 1944: 218 (catalogue); Vaurie 1962: 147 (redescription).

Trox (Omorgus) borrei: Scholtz 1982: 9 (catalogue).

Omorgus (Omorgus) borrei: Scholtz 1986a: 361 (phylogenetics); Scholtz 1990: 1417 (redescription); Zidek 2013: 8 (checklist); Zidek 2017: 98 (checklist); Costa-Silva et al. 2021: 2002 (review of Brazilian species, lectotype designation).

Omorgus borrei: Deloya 2005: 122 (checklist, as “borreri”); Morrone 2014: 78 (mention, biogeography).

Type specimen examined. *Lectotype* (RBINS). See Costa-Silva et al. (2021: 2002) for high-quality images of the type specimen. **Type locality:** “Montevideo, Uruguay”.

Geographic distribution. Argentina, Bolivia, Brazil, Paraguay and Uruguay (Vaurie 1962; Scholtz 1990; Costa-Silva et al. 2021).

Non-type examined material (23 specimens additionally to Costa-Silva et al. 2021). ARGENTINA – Chaco • 1♂ and 1 unsexed; Charata; Dec. 1995; S. Bolle leg.; NHMUK • 1; Pampa del Infierno; Set. 1982, A. Martínez leg.; CMNC. – Corrientes • 1♀; Bella Vista, Bords du Parana; Dec. 1903, E.R. Wagner leg.; MNHN • 1; 15 Mar. 1827–20 Apr. 1828, d’Orbigny leg.; MNHN. – Misiones • 1; 1932; K.J. Hayward leg. NHMUK. – Santa Fe • 1; Villa Ana; Nov. 1925, K.J. Hayward leg.; NHMUK. – Santiago del Estero • 1♂ and 7 unsexed; El Pinto; Dec. 1956; CNC • 1♀; Icaño, Edges of Rio Salado; Dec. 1910, E.R. Wagner leg.; MNHN.

BOLIVIA • 1; Jansen leg.; NHMUK.

BRAZIL • 1; Matto Grosso (sic!); 1886; P. Germain leg.; MNHN.

PARAGUAY – **Presidente Hayes** • 2; Nanawa, “Paraguayan Chaco”; Mar. 1927; G.S. Carter leg.; NHMUK.

URUGUAY – **Artigas** • 1; 20 km SE Artigas; 30°31'S, 56°22'W; 27 Dec. 2002, S. & J. Peck leg.; CMNC. – **Montevideo** • 1; Montevideo; MNHN. – **Without specific locality** • 1♀; MNHN.

Omorgus (Omorgus) candezei (Harold, 1872)

Fig. 1

Trox candezei Harold, 1872: 113 (original description); Burmeister 1876: 259 (as syn. of *Trox ciliatus*); Bruch 1911: 193 (checklist – as syn. of *Trox ciliatus*); Arrow 1912: 55 (catalogue – as syn. of *Trox ciliatus*); Blackwelder 1944: 218 (checklist – as syn. of *Trox ciliatus*); Vaurie 1962: 153 (redescription).

Trox (Omorgus) candezei: Scholtz 1982: 9 (catalogue).

Omorgus candezei: Scholtz 1990: 1406 (redescription); Diéguez and Gómez 2004: 94 (checklist); Deloya 2005: 122 (checklist); Gómez 2008: 514 (key and notes for Argentinean species); Zidek 2013: 8 (checklist); Zidek 2017: 99 (checklist); Smith 2017: 84 (notes, distribution).

Type specimen examined. Holotype, by monotypy (RBINS – Fig. 1). First label [red, typeset]: “Coll. R. I.

Sc. N. B. / Argentine / Pampas / ex coll. Candeze”. Second label [white]: “det. Harold 1872 / [yellow card, Edgar von Harold’s handwriting] Tr. Candezei / Harold typ.”. Third label [red, typeset]: “TYPE”. Fourth label [white aged with green border]: “Candezei / Har. / Pampas / Ch.”. Fifth label [white, printed]: “*Omorgus candezei* / (Harold) / det. Scholtz 1988” (Fig. 1C). **Type locality**: “die Pampas von Südamerika” [the Pampas of South America].

Note. According to Harold (1872: 114), the holotype was found in a factory in Verviers (Belgium) in a consignment of sheep’s wool originally from the Pampas region (Argentina).

Geographic distribution. Argentina (Vaurie 1962; Scholtz 1990; Smith 2017).

Non-type examined material (15 specimens).

ARGENTINA – **Buenos Aires** • 1; C. Bruch leg.; MACN. – **Córdoba** • 1; [Villa] Yacanto, A. Stevenin leg.; MACN • 1; Calamuchita, “El Saucó”; Apr. 1959, M.J. Viana leg.; CVMD. – **Mendoza** • 1; Santa Rosa, Reserva de Biosfera Ñacuñan; 22–25 Mar. 2010; G. Arriagada & R. Garcez leg.; CVMD • 1; Santa Rosa, Reserva de Biosfera Ñacuñan; 11–13 Dec. 2002; V.M. Diéguez leg.; IADIZA. – **Río Negro** • 1; Río Colorado; Dec. 1963; Bachmann leg.; CMNC. – **Río Negro** • 1; Village de Patagones [=Viedma]; Set. 1829; D’Orbigny leg.; MNHN. – **San Luis** • 2; 18 km S Ariona; 18–26 Jan. 1982; H. & A. Howden leg.; CMNC • 1; Arizona; Fev. 1980; M.J. Viana leg.;




Figure 1. Holotype of *Trox candezei* Harold, 1872 (now *Omorgus candezei*). **A.** Habitus in dorsal view; **B.** Habitus in lateral view; **C.** Labels. Photos by Jonathan Brecko (RBINS). Length of specimen: 10.5 mm.

CVMD • 1; Quines; 24 Nov. 1995; Flores & Roig leg.; CVMD • 1; San Geronimo; Fev. 1914; M.J. Viana leg.; CVMD. – **Santa Fe** • 1; Weiser leg.; MACN. – **Santiago del Estero** • 1; Lago Mayo; 22 Mar.–22 May 1957, Golbach leg.; IFML. – **Tucumán** • 1; A. Breyer leg.; MACN.

***Omorgus (Omorgus) ciliatus* (Blanchard, 1847)**

Fig. 3

Trox ciliatus Blanchard, 1847: 190 (original description); Harold 1869: 1088 (catalogue); Harold 1872: 112 (redescription); Bruch 1911: 193 (checklist); Arrow 1912: 54 (catalogue); Blackwelder 1944: 218 (catalogue – as “*ciliata*”); Vaurie 1962: 152 (redescription).

Trox (Lagopelus) ciliatus: Burmeister 1876: 258, 265 (key and diagnosis); Preudhomme de Borre 1886: 59 (key and comments).

Trox (Omorgus) ciliatus: Scholtz 1982: 9 (catalogue).

Omorgus ciliatus: Scholtz 1990: 1405 (redescription); Diéguez and Gómez 2004: 94 (checklist); Deloya 2005: 122 (checklist); Gómez 2008: 514 (key for Argentinean species); Zidek 2013: 8 (checklist); Zidek 2017: 99 (checklist); Smith 2017: 85 (lectotype designation).

Omorgus lucidus Pittino, 2010 (new synonym); Zidek 2013: 12 (checklist); Zidek 2017: 103 (checklist).

Type specimen examined. *Lectotype* (MNHN). See Smith (2017: 2085) for high-quality images of the type specimen. **Type locality:** “village the Patagones” [=Viedna, Río Negro, Argentina].

Type specimen of *Omorgus (Omorgus) lucidus* Pittino, 2010 (new synonym) examined. *Holotype, by monotypy* (♀ RPMI – Fig. 2). First label [white, Riccardo Pittino’s handwriting]: “ARGENTINA / Buenos Ayres / ex Coll. Winkler”. Second label [white with red border, Riccardo Pittino’s handwriting]: “*Omorgus* ♀ / *lucidus* n. sp. / HOLOTYPUS / Det. R. Pittino 1980” (Fig. 2C). **Type locality:** “Buenos Ayres” [=Buenos Aires], Argentina.

Remarks. *Omorgus lucidus* Pittino, 2010 was described to accommodate a single female specimen closely resembling *Omorgus ciliatus* (Blanchard, 1847: 190), from “Buenos Ayres” (Argentina) (see Pittino 2010: 80). According to the author, both species are distinguished by “several minor characters” that include the form of clypeal edge, punctures of the forebody and elytral sculpture (which is visible in *Omorgus ciliatus* and without any trace of tubercle in *Omorgus lucidus*, according to the author). However, Trogidae species tend to show great intraspecific morphological variation (Costa-Silva, pers. communication) and we deem that *Omorgus lucidus* morphology falls within the intraspecific variability of *O. ciliatus* for the reasons specified below.

The diagnostic characteristics cited by Pittino (2010) to separate *O. lucidus* from *O. ciliatus*, include the shape of clypeal edge, punctures of the forebody and mainly the elytral sculpture. These features are dubious and, in our opinion, do not allow to confirm the validity of this species based on only a single female specimen, considering the morphological variation in Trogidae.




Figure 2. Holotype of *Omorgus lucidus* Pittino, 2010. **A.** Habitus in dorsal view; **B.** Habitus in lateral view; **C.** Labels. Photos by Alberto Ballerio (Brescia). Length of specimen: 13.8 mm.

During an investigation of many South American and European collections, more than 170 specimens of proper *O. ciliatus* (according to the description provided by Scholtz 1990: 1405) were examined, being 25 males dissected to study. All specimens were studied considering the external and internal morphology, beyond the photographs of both type-species of *O. lucidus* (Fig. 2) and *O. ciliatus* (see Smith 2017: 2085).

In conclusion, we found a great variability in *O. ciliatus* for morphological characters used by Pittino (2010) as diagnostic for *O. lucidus*, as for example, the elytral sculpture (Fig. 3A–F). According to the author, the elytra of *O. lucidus* are “scarcely convex with no tubercles” and, after our study, we agree with the author’s statement. However, this character state is also found in a few specimens of *O. ciliatus*, as shown in Fig. 3A–C, whose aedeagus was identical to the one of the more typical *O. ciliatus* (Fig. 3G–I). Therefore, we deem that *Omorgus (Omorgus) lucidus* Pittino, 2010 to be a junior subjective synonym of *Omorgus (O.) ciliatus* (Blanchard, 1847), that presents a wide distribution in Argentina.

Geographic distribution. Argentina and Bolivia [?]. We have examined only one specimen at NHMUK, which bears a small label inscribed ‘Bolivia’ and another label with the accession number ‘67-45’. This number corresponds to a data entry in the museum’s book, which refers to a donation made by Edward Wesley Janson (1822–1891) around 1867. This is probably the same specimen previously studied by Vaurie (1962). However, we treat this single record of *Omorgus ciliatus* from Bolivia with caution until new and reliable data becomes available.

Non-type examined material (171 specimens). ARGENTINA – **Buenos Aires**, • 1; Baía Blanca; C. Bruch leg.; MACN • 1; Carmen de Patagones; MACN • 1; Medanos; 11 Nov. 1946; Hayward y Willink leg.; IFML. – **Catamarca** • 2; 120 km N Belén; 26°59'44"S, 66°18'48"W; 3 Feb. 2009; V.M. Diéguez & G. Arriagada leg.; CVMD • 4; Campo Posuelo, 60 km S Punta de Balasto; 8 Feb. 1997; G. Arriagada leg.; CVMD • 2; Punta Balasto; 18 Jan. 1997; G. Arriagada leg.; CVMD • 2; Recreo; Dec. 1928; IFML • 1; María; 27 Feb. 1992; A. Ugarte leg.; NHMUK • 1; C. Bruch leg.; 1 MACN. – **Chubut** • 2; Biedma, Puerto Madryn, 4 km W costa; 42°47'8"S, 65°2'56"W; 11 Nov. 2011; G. Cheli leg.; IADIZA • 2; Estepa, Trelew; 10 Apr. 2010; D. Rojas Lanus leg.; CVMD • 1; Paleontology Park Bryn Gwyn; Apr.–May 2012; D. Rojas Lanus leg.; CVMD • 1; Península Valdes; 1 Mar. 1998; D. Rojas Lanus leg.; CVMD • 1; Peninsula Valdés, Playa Colombo; 12 Dec. 2001; D. Rojas Lanus leg.; CVMD • 1; Peninsula Valdés, Punta Pardelas; 12 Dec. 2011; D. Rojas Lanus leg.; CVMD • 1; Pto. Madryn, Playa El Doradillo; 23 Oct. 2011; D. Rojas Lanus leg.; CVMD. – **Córdoba** • 1; Río Cuarto, Las Albahacas; 2 Nov. 2001; R. Gómez leg. CVMD. – **La Pampa** • 1; Curacó, Puelches,

Estância La Graciélita; 21 Oct. 2001; Bárbara Corró Molas leg.; IADIZA • 1; Curacó, Puelches, Estância La Graciélita; 26 Nov. 2002; Bárbara Corró Molas leg.; IADIZA • 1; MACN. – **La Rioja** • 1; Mascasin; Jan. 1959; CNC. – **Mendoza** • 6; 17 km E refugio Alvarado, Res. Laguna del Diamante; 35°15'22"S, 69°12'4"W; 19 Nov. 2012; G. Arriagada leg.; CVMD • 1; Desaguadero; 28–29 Feb. 2005; R. Barrera leg.; CVMD • 12; La Valle, Reserva de Telteca; 8–10 Dec. 2002; V.M. Diéguez leg.; CVMD • 1; La Valle, Reserva de Telteca; 9 Dec. 2002; R. Gómez leg. CVMD • 3; Lavalle, Telteca; 10 Dec. 2002; G. Flores leg.; IADIZA • 1; Lavalle, Telteca; 16–17 Dec. 2005; A. Marvaldi, R. Ruiz y G. Flores leg.; IADIZA • 3; Malargüe, Payunia; 35°40'47"S, 68°41'40"W; 6 Jan. 2016; F. Aballay leg.; IADIZA • 8; Malargüe, Payunia; 35°59'59"S, 68°52'55"W; 2 Dec. 2015; F. Aballay leg.; IADIZA • 2; Malargüe, Payunia, Mina Ethel; 36°0'4"S, 68°50'11"W; 4 Jan. 2016; F. Aballay leg.; IADIZA • 4; San Carlos, Laguna del Diamante; 31 Jan. 2016; F. Aballay & F. Jofré leg.; IADIZA • 36; San Carlos, Laguna del Diamante; 31 Dec. 2015; F. Aballay & F. Jofré leg.; IADIZA • 1; San Rafael, “El Sosneado”; MACN • 1; Santa Rosa, Ñacuñan; 15 Nov. 1996; G. Debandi leg.; IADIZA • 1; Santa Rosa, Ñacuñan; 16 Feb. 1982; S. Claver leg.; IADIZA • 1; Santa Rosa, Ñacuñan; 34°2'42"S, 67°54'33"W; 24 Oct. 2002; G. Debandi leg.; IADIZA • 1; Santa Rosa, Ñacuñan; Jan. 1976; S. Roig leg.; IADIZA • 1; Santa Rosa, Ñacuñan, Nov.–Dec. 1998; S. Roig leg.; IADIZA • 12; Santa Rosa, Reserva de Ñacuñan; 11–13 Dec. 2002; V.M. Diéguez leg.; IADIZA • 8; Santa Rosa, Reserva de Ñacuñan; 8–10 Dec. 2002; V.M. Diéguez leg.; IADIZA • 1; Santa Rosa, Reserva Ñacuñan; 10 Mar. 2014; G. Arriadaga leg.; CVMD • 2; Santa Rosa, Reserva Provincial Telteca; 9 Dec. 2002; R. Gómez leg.; IFML • 1; Santa Rosa, Reserva Provincial Telteca; 9 Dec. 2002; R. Gómez leg.; IADIZA • 1; MNHN • 1; Nov. 1946; Moyano leg.; IFML • 1; Dec. 1897; C. Bruch leg.; MACN. – **Neuquén** • 1; A. Breyer leg.; MACN • 1; Zapala; 12–22 Dec. 1946; Hayward y Willink leg.; IFML. – **Río Negro** • 1; Aguada Cecilio; MACN • 1; Río Colorado; 13–19 Nov. 1946; Willink leg.; IFML • 3; Río Colorado; Dec. 1990; CMNC • 3; A. Breyer leg.; MACN • 1; H. Richter leg.; MLPA • 1; Weiske leg.; MACN. – **Salta** • Anta, 33 km NE Joaquín Gonzales; 22–28 Nov. 1979; Willink leg.; IFML • 1; Cachi; MACN. – **San Luis** • 1; 30 Km NE San Luis; Dec. 2009, P. Wegner leg.; CEMT • 3; Desaguadero; 15–22 Jan. 1997; Jorge Jensen leg.; CVMD • 1; Desaguadero, 8–19 Jan. 1996; E. Escobar leg.; CVMD • 1; San Jeronimo; Jan. 1983; CMNC • 1; Santa Rosa; Feb. 1998; Jaime Pizzaro leg.; IADIZA. – **Santiago del Estero** • 3; El Pinto; Nov. 1956; CNC • 1; La Banda; Oct. 1945; Briones leg.; CMNC. – **Tucumán** • 1; C. Bruch leg.; MACN.

BOLIVIA [?] – **Without further locality** • 1; NHMUK.




Figure 3. Details of elytra, dorsal habitus and aedeagus of *Omorgus ciliatus* (Blanchard, 1847): **A.** Elytral tubercles present and visible (from Catamarca, Argentina); **B.** Poorly visible (Salta, Argentina) and **C.** Elytral tubercles absent (Neuquén). Habitus in dorsal view (**D–F**) of *Omorgus ciliatus* specimens and their respective aedeagus (**G–I**) showing no appreciable variation. Scale bars: 1 mm.

***Omorgus (Omorgus) indigenus* Scholtz, 1990**

Fig. 4

Omorgus (Omorgus) indigenus Scholtz 1990: 1411 (original description); Zidek 2013: 11 (checklist); Zidek 2017: 102 (checklist).

Omorgus indigenus: Morrone 2001: 63 (mention); Deloya 2005: 122 (checklist); Morrone 2014: 62 (mention, biogeography).

Type specimens examined. Holotype, by original designation (♂ CMNC). First label [white, typeset]: “ECU: Galap; Espanola / Bahia Manzanilla / 5–10. VI.85, S&J Peck / Prospis grove behind / beach, carrion traps”. Second label [white with black border, printed]: “[QR code] / Canadian Museum of / Musée canadien de la / NATURE / CMNCEN 00011596”. Third label [white with red border, Clarke Scholtz’s handwriting]: *Omorgus / indigenus / C.H. Scholtz 1988 / HOLOTYPE*. **Type locality**: “Bahia Manzanilla, Española Is., Galapagos” [Ecuador].

Paratypes examined: ECUADOR – Galapagos • 15; Española Is., Bahia Manzanilla; Prosopis grove behind beach; carrion traps; 5–10 Jun. 1985; S. & J. Peck leg.; CMNC • 2; same collection data; NHMUK.

Geographic distribution. Endemic to Galapagos Islands [Ecuador].

Non-type examined material (24 specimens). ECUADOR – Galapagos • 3; Española Is., Bahia Manzanilla; 5–10 Jun. 1985; S. & J. Peck leg.; CMNC • 15; Galapagos, Española Is., Bahia Manzanilla; 25 Apr.–2

May 1985; S. Peck leg.; CMNC • 6; Galapagos, Española Is., Pta. Suarez; 2 Jun. 1992; S. Peck leg.; CMNC.

***Omorgus (Omorgus) loxus* (Vaurie, 1955)**

Trox loxus Vaurie, 1955: 58 (original description); Vaurie 1962: 147 (redescription); Ratcliffe 1978: 301 (new distribution records).

Trox (Omorgus) loxus: Scholtz 1982: 11 (catalogue).

Omorgus (Omorgus) loxus: Scholtz 1986a: 361 (phylogenetics); Scholtz 1990: 1416 (redescription), Moragues 2010: 77 (checklist – as “*lauxus*”); Zidek 2013: 12 (checklist); Zidek 2017: 103 (checklist); Hielkema and Hielkema 2019: 11 (checklist of the Guianas); Costa-Silva et al. 2021: 1999 (review of Brazilian species).

Omorgus loxus: Deloya 2000: 67 (checklist); Diéguez and Gómez 2004: 94 (checklist); Deloya 2005: 122 (checklist); Gómez 2008: 515 (key for Argentinean species).

Type specimen examined. Holotype, by original designation (♀ MCZH). See Costa-Silva et al. (2021: 1999) for high-quality images of the type specimen. **Type locality**: “El Palmar, 16k.W. of Tetzonapa” [Mexico].

Geographic distribution. Argentina, Brazil, Colombia, Costa Rica, French Guiana, Mexico, Panama, and Paraguay (Vaurie 1955; Ratcliffe 1978; Scholtz 1990; Costa-Silva et al. 2021).

Non-type examined material (three specimens additionally to Costa-Silva et al. 2021). ARGENTINA – La Rioja • 1♀; Patquia; 1933; K.J. Hayward leg.; NHMUK




Figure 4. Holotype of *Omorgus indigenus* Scholtz 1990. **A.** Habitus in dorsal view; **B.** Habitus in lateral view; **C.** Aedeagus in dorsal view; **D.** Aedeagus in lateral view; **E.** Labels. Photos by François Génier (CMNC).

• 1 ♀; Santiago del Estero, Bords du Rio Salado, D'Icarno, Mistol paso; 1909; E.R. Wagner leg.; MNHN.

BRAZIL • 1; Matto Grosso (sic!); 1886; P. Germain leg.; MNHN.

Omorgus (Omorgus) nocheles Scholtz, 1990

Fig. 5

Omorgus (Omorgus) nocheles Scholtz, 1990: 1412 (original description); Gómez 2008: 515 (key for Argentinean species); Zidek 2013: 14 (checklist); Zidek 2017: 105 (checklist); Smith 2017: 86 (notes).

Omorgus nocheles: Deloya 2005: 122 (checklist).

Type specimen examined. Holotype, by original designation (♂ LACM). First label [white, typeset]: “El Bolson, Rio Negro, / ARGENTINA / Oct. 24–25, 1956 / Andor Kovacs”. Second label [white with red border, Clarke Scholtz’s handwriting]: “Omorgus / nocheles / 1988 / Scholtz / HOLOTYPE”. Third label [white, printed]: “[QR Code] / LACM ENT 160322” (Fig. 5E). **Type locality**: “Argentina, El Bolsón, Río Negro”.

Geographic distribution. *Omorgus (O.) nocheles* is known only from two specimens collected in 1956 in El Bolsón, Argentina (Scholtz 1990).

Omorgus (Omorgus) pastillarius (Blanchard, 1847)

Trox pastillarius Blanchard, 1847: 187 (original description); Harold 1869: 1089 (catalogue); Harold 1972: 50 (redescription); Bruch

1911: 193 (checklist); Blackwelder 1944: 218 (catalogue – as “*pastillaria*”); Vaurie 1962: 149 (redescription).

Trox (Chesas) pastillarius: Burmeister 1876: 250, 264 (key and diagnosis); Preudhomme de Borre 1886: 59 (key and comments); Arrow 1912: 59 (catalogue).

Trox (Omorgus) pastillarius: Scholtz 1982: 12 (catalogue).

Omorgus pastillarius: Diéguez and Gómez 2004: 94 (checklist); Deloya 2005: 122 (checklist); Gómez 2008: 515 (key for Argentinean species).

Omorgus (Omorgus) pastillarius: Scholtz 1990: 1404 (redescription).

Type specimen examined. Lectotype (MNHN). See Smith (2017: 87) for high-quality images of the type specimen. **Type locality**: “en Patagonie, [...], en dehors de la baie de San-Blas [Buenos Aires, Argentina]”.

Geographic distribution. Argentina, Bolivia, and Chile (Vaurie 1962; Scholtz 1990; Smith 2017). Here we present the new country record for Paraguay (National Park Cerro Corá).

Non-type examined material (352 specimens).

ARGENTINA – **Buenos Aires** • 3; Bahía Blanca; 6 Set.–3 Oct. 1832; C. Darwin leg.; NHMUK • 1; Estancia Barran, 30 km SO Viña Lais; Nov. 1946; CMNC • 16–30 Set. 1968; Willink, Terán y Stange leg.; IFML. – **Catamarca** • 1; 10 km S Andalgalá; May 2004; Pio Brizuela leg.; IADIZA • 1; 6 km Santa María; 6 Dec. 1968; A. Willink y Stange leg.; IFML • 1; Belén, La Cienega; 1926; Weister Wolters leg.; MACN • 1; Belén, Loma Negra; Jan. 1927; IFML • 1; Belén; IFML • 1; Catamarca; Nov. 1983; L. Peña leg.; CMNC • 1; Los Nacimientos; 27°12'S, 66°40'W; 15 Oct. 1997; S. Roig leg.; IADIZA • 1; Punta de Balasto; 18 Jan. 1997; G. Arriágado leg.; CVMD • 1; Recreo; Dec.




Figure 5. Holotype of *Omorgus nocheles* Scholtz, 1990. **A.** Habitus in dorsal view; **B.** Habitus in lateral view; **C.** Aedeagus in dorsal view; **D.** Aedeagus in lateral view; **E.** Labels. Photos by Brian Brown (LACM). Length of specimen: 15.5–16.5 mm.

- 1920; IFML • 2; Santa María; 10–17 Dec. 1995; G. Arriá-gada leg.; CVMD • 1; Santa María; 27 Feb. 1992; NHMUK • 1; C. Bruch leg.; MACN • 1; 11 Dec. 1896; C. Bruch leg.; MACN • 1; MACN • 1; MLPA. – **Chubut** • Valdés, San Pablo Médano; 42°41'43"S, 64°10'44"W; 23 Aug. 2008; G. Cheli leg.; IADIZA • 2; MACN • 1; May 1905; C. Bruch leg.; MACN. – **Córdoba** • 1; 24 Oct. 1987; Gonir leg.; MACN • 1; Argüello, Dec. 1956–Jan. 1957; A. Espinal leg.; IFML • 1; Calamuchita, Belgrano; Oct. 1971; CMNC • 1; Pocho Chancaní; 19 Set.–23 Oct. 1993; L. Acosta leg.; IADIZA • 1; Rio Cuarto, Las Albahacas; 17 Nov. 2001; CVMD • 1; MACN • 3; MNHN. – **La Pampa** • 4; Chical C6, Reserva Provincial La Humada, Puesto Los Toldos; 29 Set.–24 Oct. 2002; N. Gouts leg.; IADIZA • 1; Curac6, Puelches, Estancia La Graciélita; 18 Set. 2002; Martínez leg.; IADIZA • 1; Curac6, Puelches, Estancia La Graciélita, 18 Set. 2002; Bárbara Corró Molas leg.; IADIZA • 14; Curac6, Puelches, Estancia La Graciélita; 21 Dec. 2001; Bárbara Corró Molas leg.; IADIZA • 1; Curac6, Puelches, Estancia La Graciélita; 26 Nov. 2001; Bárbara Corró Molas leg.; IADIZA • 2; Curac6, Puelches, Estancia La Graciélita; 6 Apr. 2000; Bárbara Corró Molas leg.; IADIZA • 1; La Humada, Puesto Los Toldos; 3 Oct. 2002; Maceda leg.; IADIZA • 5; Lihué Calel, Lihué Calel Parque Nacional; 17 Aug. 1996; Pessino leg.; IADIZA • 1; Lihué Calel, Lihué Calel Parque Nacional; 21 Dec. 1992; Bárbara Corró Molas leg.; IADIZA • 3; Lihué Calel, Lihué Calel Parque Nacional; 23 Mar. 1994; Pessino leg.; IADIZA • Reserva Provincial Pichi Mahuida, Salto Anderson; 22 Nov. 2003; Maceda leg.; IADIZA. – **La Rioja** • 1; Chamical, “las viscacheras”; Feb. 1989; Zunino, Barbero & Luzzatto leg.; CVMD • 1; Mascasin; Jan. 1960; M. Viana leg.; CVMD • 1; Parque Talampaya; 10 Jan. 1997; CVMD • 1; Patquia; Mar. 1948; Bremer leg.; CMNC • 1; Patquia; K.J. Hayward leg.; NHMUK • 1; Talampaya; 15–16 Jan. 1997; IADIZA. – **Mendoza** • 2; 17 km E refugio Alvarado; 36°15'22"S, 69°12'4"W; 19 Nov. 2012; G. Arriá-gada leg.; CVMD • 1; El Carrizal; Set. 1974; S. Roig leg.; IADIZA • 1; General Alvear, RP 188; 3 Jan. 2019; S. Roig & R. Carrara leg.; IADIZA • 2; La Cruceta; Jan. 1983; A. Crimi leg.; IADIZA • 6; La Paz, 14 km S Maquinista Levét; 2–14 Jan. 2019; S. Roig & R. Carrara leg.; IADIZA • 1; La Paz, 51 km S de La Paz; 14 Jan. 2015; S. Roig, R. Carrara leg.; IADIZA • 1; La Tosca; 17 Jun. 1976; A. Roig leg.; IADIZA • 3; Las Catitas; 10 Dec. 1951; IADIZA • 3; Lavalley, Reserva Telteca; 32°22'59"S, 68°3'14"W; 12 Apr. 2008; L. Muñoz leg.; IADIZA • 2; Lavalley, Telteca; 10 Oct.–3 Dec. 1996; R. Gonzáles leg.; IADIZA • 1; Lavalley, Telteca; 12 May–17 Jun. 1995; Flores & Roig leg.; IADIZA • 2; Lavalley, Telteca; 1–24 Nov. 1995; G. Flores, S. Roig leg.; IADIZA • 1; Lavalley, Telteca; 13 Dec. 1994–3 Feb. 1995; G. Flores leg.; IADIZA • 2; Lavalley, Telteca; 25 Set.–31 Oct. 1995; Flores & Roig leg.; IADIZA • 2; Lavalley, Telteca; 26 Mar.–2 May 1996; Flores & Roig leg.; IADIZA • 1; Lavalley, Telteca; 3 Feb.–14 Mar. 1995; G. Flores leg.; IADIZA • 2; Lavalley, Telteca; 3 Dec. 1996–6 Jan. 1997; Flores & Roig leg.; IADIZA • 1; Lavalley, Telteca; 6 Nov.–3 Dec. 1996; Flores & Roig leg.; IADIZA • 1; Malargüe, 5 km E [East] Mina Ethel, Puesto Poso de Agua; 6 Jan. 2016; R. Carrara & G. Flores leg.; IADIZA • 1; Malargüe, 5 km E Mina Ethel, Puesto Poso da Agua; 6 Jan. 2016; R. Carrara & G. Flores leg.; IADIZA • 3; Malargüe, Agua Escondida; Dec. 1975; S. Roig leg.; IADIZA • 1; Malargüe, La Senillosa, Payunia; 20 Jan. 1998; A. Atencio leg.; IADIZA • 4; Malargüe, Ñacuñan; Dec. 1975; S. Roig leg.; IADIZA • 2; Reserva Ecologica Ñacuñan; Dec. 1990; Zunino, Barbero Valdinazzi leg.; CEMT • 2; Reserva Ñacuñan; Dec. 1975; Arturo Roig leg.; CVMD • 1; San Carlos, Laguna del Diamante; 31 Dec. 2015; F. Aballay & F. Jofré leg.; IADIZA • 1; San Rafael, 20 km N Ruta 146; 14 Jan. 2019; S. Roig, R. Carrara leg.; IADIZA • 1; San Rafael, 22 km W 25 de Mayo; 17 Dec. 1998; Flores & Roig leg.; IADIZA • 6; San Rafael, 30 km S Nihuil; 15 Jan. 2019; S. Roig & R. Carrara leg.; IADIZA • 1; San Rafael; MNHN • 1; San Rafael, RP 190, 32 km S Punta de Agua; 4 Jan. 2019; S. Roig & R. Carrara leg.; IADIZA • 1; San Rafael, Solar del Nihuil, 20 km S El Nihuil; 35°10'S, 68°41'W; 24 Feb. 2006; R. Carrara leg.; IADIZA • 2; Santa Rosa, Divisadero; 11 Mar. 2005; A. Scollo leg.; IADIZA • 1; Santa Rosa, El Divijadero; IADIZA • 21; Santa Rosa, Ñacuñan; 12 Dec. 1998; S. Lagos leg.; IADIZA • 2; Santa Rosa, Ñacuñan; 15 Dec. 1983; Videla Puig leg.; IADIZA • 11; Santa Rosa, Ñacuñan; 15 Dec. 1996; S. Lagos leg.; IADIZA • 5; Santa Rosa, Ñacuñan; 16 Feb. 1982; S. Claver leg.; IADIZA • 3; Santa Rosa, Ñacuñan; 16 Feb. 1996; G. Debandi leg.; IADIZA • 10; Santa Rosa, Ñacuñan; 18 Jun.–16 Jul. 1998; S. Lagos leg.; IADIZA • 2; Santa Rosa, Ñacuñan; 20 Apr. 1998; S. Roig leg.; IADIZA • 10; Santa Rosa, Ñacuñan; 20 Nov. 1992; S. Roig leg.; IADIZA • 3; Santa Rosa, Ñacuñan; 24 Apr. 1998; S. Lagos leg.; IADIZA • 1; Santa Rosa, Ñacuñan; 29 Dec. 1997–7 Feb. 1998; S. Lagos leg.; IADIZA • 1; Santa Rosa, Ñacuñan; 4 Feb. 1982; S. Claver leg.; IADIZA • 1; Santa Rosa, Reserva Ñacuñan; 1 Dec. 1981; S. Claver leg.; IADIZA • 1; Santa Rosa, Reserva Ñacuñan; 11–13 Dec. 2002; V.M. Diéguez leg.; CVMD • 1; Santa Rosa, Reserva Ñacuñan; 12 Dec. 1998; S. Lagos leg.; IADIZA • 3; Santa Rosa, Reserva Ñacuñan; 12 Dec. 1998; S. Lagos leg.; CVMD • 2; Santa Rosa, Reserva Ñacuñan; 18 Jul.–16 Aug. 1998; S. Lagos leg.; CVMD • 1; Santa Rosa, Reserva Ñacuñan; 20 Oct.–22 Nov. 1997; S. Lagos leg.; CVMD • 3; Santa Rosa, Reserva Ñacuñan; 24 Set. 1995; C. Campos leg.; IADIZA • 1; Santa Rosa, Reserva Ñacuñan; 26 Mar. 1984; Ruig Videla leg.; IADIZA • 1; Santa Rosa, Reserva Ñacuñan; 27 Jan. 1994; M. Lacomí leg.; IADIZA • 9; Santa Rosa, Reserva Ñacuñan; 3 Dec. 1981; S. Claver leg.; IADIZA • 5; Santa Rosa, Reserva Ñacuñan; 7 Feb. 1998; S. Lagos leg.; IADIZA • 1; Santa Rosa, Reserva Ñacuñan; 9 Nov. 1996; IADIZA • 2; Santa Rosa, Reserva Ñacuñan; Feb. 1974; A. Roig leg.; IADIZA • 1; Santa Rosa, Reserva Ñacuñan; Mar. 1976; F. Roig leg.; IADIZA • 1; Santa Rosa, Reserva Ñacuñan; Apr. 1976; S. Roig leg.; IADIZA • 1; Telteca; 15 Dec. 1994–3 Feb. 1995; Flores & Roig leg.; CVMD • 1; C. Bruch leg.; MACN • 1; MNHN • 13; MLPA • 1; MACN. – **Misiones** • 2; 1932; K.J. Hayward leg. NHMUK. – **Neuquén** • 2; Añelo; 24 Nov. 1976; O. de Ferraris leg.;

IADIZA • 1; Confluencia, Estación Challacó; C. Bruch leg.; MACN • 2; Plaza Huincul; 29 Oct. 1970; M. Gentili leg. IADIZA • 1; Ramon M. Castro; 25 Set. 1971; M. Gentili leg.; IADIZA • 1; Santa Rosa, Sierra Auca Mahuida; 22 Mar. 2002; Bernardo Parisek leg.; CVMD • 1; Villa La Angostura, Cerro Bayo; 15 Oct. 1982; M. Gentili leg.; IADIZA • 1; C. Bruch leg.; MACN • 5; 1907; Dr. Adolf Lendl leg.; MNHN • 2; Zapala, Cerro Mesa, 20 km E Zapala (Ruta 16); 8 Dec. 2017; E. Stevani, G. Flores, R. Carrara, F. Aballay leg.; IADIZA. – **Río Negro** • 1; Pringles; Mar. 1895; Koehler leg.; MLPA • 1; Río Colorado; 13–19 Nov. 1946; Willink leg.; IFML • 1; Villa Regina; Oct. 1961; DZUP • 4; Village de Patagones [= Viedma], “salinas d’Andrés Paz”; Mar.–Apr. 1829; A. d’Orbigny leg.; MNHN. – **La Rioja** • Castro Barros; 18 Feb. 1939; Biraben-Scott leg.; MLPA • 1; MLPA. – **Salta** • 1; Cafayate (Yacochuya); 6 Apr. 1988; Stange y Willink leg.; IFML • 1; Cafayate, Tolombóm; 9 Nov. 1995; G. Flores leg.; IADIZA • 1; Merán; Mar. 1929; IFML • 1; Piedra del Molino; Dec. 1990; CMNC • 1; Ruiz de los Llanos; Fev. 1947; R. Golbach leg.; IFML. – **San Luis** • 1; 18 km S Arionza; 18–26 Jan. 1982; H & A Howden leg.; CMNC • 3; Belgrano, Fundo El Molle; 15–20 Jan. 2007; José Gómez leg.; CVMD • 2; Belgrano, Fundo El Molle; 20–28 Jan. 2013; G. Arriágado leg.; CEMT • 2; Belgrano, Fundo El Molle; 33°2'22"S, 66°30'47"W; 10–15 Jan. 2009; José Gómez leg.; CVMD • 3; Belgrano, San Isidro; Jan. 2007; E. Abadie leg.; CEMT • 4; Desaguadero; 15 Jan. 1998; Daniel Velasquez leg.; CVMD • 1; Desaguadero; 4–7 Jan. 2008; V.M. Diéguez leg.; CVMD • 4; Jarilla; Dec. 1974; S. Roig leg.; IADIZA • 1; San Jeronimo; Nov. 1974; S. Roig leg.; IADIZA • 6; Suyuque; MLPA. – **Santiago del Estero** • 3; Choya; Apr. 1968; M. Viana leg.; CVMD • 1; Estación Puni-Tajo; 11 Dec. 1939; Biraben - Bezzi leg.; MLPA • 5; Icano, Rio Salado; 1910; E.R. Wagner leg.; MNHN • 1; La Banda; Oct. 1945; Briones-Prosen leg.; CMNC • 1; Lago Muyo; 29 Mar.–12 Apr. 1957; R. Golbach leg.; IFML • 1; Mal Paso; Oct. 1946; Ruiz Huidobro leg.; IFML • 2; Monte Quemado; MACN • 1; Río Salado; Wagner leg.; MLPA • 2; MNHN • 2; Jan. 1952; IADIZA. – **Tucumán** • 1; Cruz Alta, La Soledad, Cañete; 27 Jan. 1966; Bucher leg.; IFML • 1; MNHN.

BOLIVIA • 3; NHMUK.

CHILE • 8; NHMUK.

PARAGUAY – **Amambay** • 1; P.N. [National Park] Cerro Corá; 30 Mar. 2003; R. Garcés leg.; CVMD.

Omorgus (Omorgus) persuberorus (Vaurie, 1962)

Trox persuberorus Vaurie, 1962: 145 (original description).

Trox (Omorgus) persuberorus: Scholtz 1982: 12 (catalogue).

Omorgus persuberorus: Deloya 2005: 122 (checklist); Ratcliffe 2015: 189 (checklist from Peru); Casari et al. 2024: 629 (image).

Omorgus (Omorgus) persuberorus: Scholtz 1986a: 361 (phylogenetics); Scholtz 1990: 1411 (redescription); Zidek 2013: 15 (catalogue); Zidek 2017: 106 (catalogue); Smith 2017: 87 (distribution data); Costa-Silva et al. 2021: 2005 (review of Brazilian species).

Type specimens examined. Holotype, by original designation (♂ MZSP). See Costa-Silva et al. (2021: 2003) for high-quality images of the type specimen. **Type locality**: “Ypiranga, São Paulo” [Brazil].

Paratypes. Forty specimens from several localities in different institutions (see Vaurie 1962: 146).

Geographic distribution. Argentina, Bolivia, Brazil, Paraguay, Peru, and Uruguay (Vaurie 1962; Scholtz 1990; Costa-Silva et al. 2021).

Omorgus (Omorgus) spatulatus (Vaurie, 1962)

Fig. 6

Trox spatulatus Vaurie, 1962: 151 (original description).

Trox (Omorgus) spatulatus: Scholtz 1982: 13 (catalogue).

Omorgus spatulatus: Deloya 2005: 122 (checklist).

Omorgus (Omorgus) spatulatus: Scholtz 1990: 1404 (redescription); Zidek 2013: 16 (checklist); Zidek 2017: 108 (checklist).

Type specimen examined. Holotype, by original designation (♂ NHMB). First label [white aged, typeset]: “Provincia / Buenos Aires”. Second label [white aged, unknown handwriting]: “II [?]”. Third label [white, typeset]: “Museum Frey / Tutzing”. Fourth label [red, Patricia Vaurie’s handwriting]: “TYPE / Trox / spatulatus / Vaurie” (Fig. 6D). **Type locality**: “Provincia Buenos Aires” [Argentina].

Geographic distribution. Argentina (Vaurie 1962; Scholtz 1990).

Non-type examined material (215 specimens). ARGENTINA – **Buenos Aires** • 1; La Plata; MLPA • 12; Quéquen Puerto; 7 Mar. 1928; M.D. Jurado leg.; MACN • 1; Quéquen Puerto; G. Pellerano leg.; MACN • 1; Quéquen; Fev. 1937; CEMT • 1; Quéquen; Fev. 1937; DZUP • 12; A. Breyer leg.; MACN • 2; C. Bruch leg. MACN • 175; MACN. – **Córdoba** • 10; Miramar; MLPA.

Omorgus (Omorgus) suberosus (Fabricius, 1775)

Fig. 7

Trox suberosus Fabricius, 1775: 31 (original description); Fabricius 1781: 34 (diagnosis); Fabricius 1787: 18 (diagnosis); Olivier 1789: 6 (diagnosis); Gmelin 1790: 1586 (diagnosis); Herbst 1790: 29 (description); Fabricius 1792: 87 (diagnosis); Fabricius 1801: 111 (diagnosis); Illiger 1802: 332 (catalogue); Schönherr 1806: 118 (catalogue); Castelnau 1840: 107 (as ‘*tuberosus*’ – misspelling); Sturm 1843: 112 (checklist); Blanchard 1847: 190 (catalogue); Lacordaire 1856: 151 (type designation of *Omorgus*) Harold 1869: 1090 (checklist); Harold 1872: 119 (redescription); Horn 1874: 5 (diagnosis, comments); Burmeister 1876: 257 (diagnosis); Berg 1881: 99 (checklist); Arrow 1903: 516 (notes about fauna of the St. Vincent Island); Bruch 1911: 194 (checklist); Leng 1920: 253 (catalogue); Mutchler 1925: 238 (catalogue of Galapagos Islands); Blatchley 1928: 64 (records for Florida); Leng 1928: 422 (catalogue of New York); Sim 1934: 11 (larvae description); Denier 1936: 205 (natural history); Hayward 1936: 217 (feeding habit); Blackwelder 1944: 219 (catalogue – as ‘*suberosa*’); Van Dyke 1953:




Figure 6. Holotype of *Trox spatulatus* Vaurie, 1962 (now *Omorgus spatulatus*). **A.** Habitus in dorsal view; **B.** Habitus in lateral view; **C.** Spiculum gastrale and aedeagus in dorsal view; **D.** Labels. Photos by Christoph Germann (NHMB). Length of specimen: 10 mm.




Figure 7. *Trox suberosus* Fabricius, 1775 (now *Omorgus suberosus*), Neotype, here designated (♂ NHMUK): **A.** Habitus in dorsal view; **B.** Habitus in lateral view; **C.** Aedeagus in dorsal view; **D.** Aedeagus in lateral view; **E.** Labels. Scale bars: 1 mm.

123 (distribution data); Haaf 1954: 739 (catalogue of Australia); Vaurie 1955: 60 (redescription); Howden and Vaurie 1957: 4 (pronotum and aedeagus drawing); Ritcher 1958: 325 (biology); Vaurie 1962: 144 (redescription); Landin 1963: 4 (record from Cape Verde Is.); Zimsen 1964: 38 (catalogue); Ritcher 1966: 73 (biology); Hatch 1971: 464 (key to the Pacific Northwest beetles); Chalumeau and Gruner 1974: 787 (catalogue of French Antilles); Paulian 1981: 4 (larvae morphology); Young and Hamm 1985: 93 (feeding experiment); Young 2006: 271 (biology); Bouchard et al. 2024: 372 (mentioned as type species).

Trox (Omorgus) suberosus: Burmeister 1876: 257 (redescription); Arrow 1912: 62 (catalogue); Scholtz 1982: 13 (systematics).

Omorgus suberosus: Erichson 1847: 111 (new combination); Baker 1968: 42 (larvae's description); Chalumeau 1977: 231 (corrigenda); Scholtz 1986a: 361 (phylogenetics); Scholtz 1986b: 54 (distribution from Australia); Scholtz 1990: 1407 (redescription); Ratcliffe 1991: 157 (redescription); Baraud 1992: 24 (diagnosis); Browne et al. 1993: 199 (phylogeny); Muñoz-Batet and Lopez-Colon 1995: 279 (record from Czech Republic); Páramo 1997: 29–31 (distribution); Costa et al. 1988: 109 (larvae description and illustration); Deloya 2000: 69 (checklist); Ratcliffe 2002: 8 (checklist from Panama); Rosano-Hernandes and Deloya 2002: 32: (natural history); Morón 2003: 408 (checklist); Deloya 2003: 132 (diagnosis and distribution); Diéguez and Gómez 2004: 94 (checklist); Deloya 2005: 122 (checklist); Nikolajev 2005: 322 (larvae characteristics); Löbl and Smetana 2006: 79 (catalogue); Lopes et al. 2007: Mora-Aguilar and Montes de Oca 2009: 575 (distribution); Philips 2009: 4 (association with mites); Krell 2010: 4 (checklist); Carvajal et al. 2011: 161 (checklist); Zidek 2013: 17 (checklist); Verdugo 2014: 212 (mention); Ratcliffe 2015: 189 (checklist from Peru); Ziani et al. 2015: 3 (distribution); Baena et al. 2015: 2, 4 (feeding behaviour); Pittino and Bezděk 2016: 54 (checklist); Strümpher et al. 2016: 57 (phylogeny); Zidek 2017: 109 (checklist); Smith 2017: 87 (notes, distribution); Cortez et al. 2017: 4 (natural history); Huchet and Costa-Silva 2018: 565 (new distribution records from South America); Hielkema and Hielkema 2019 (checklist of the Guianas); Miquel 2019: 184, 186 (distribution); Giraldo-Mendoza 2021: 64 (checklist from Peru); Costa-Silva et al. 2021: 2008 (review of Brazilian species).

Omorgus (Omorgus) suberosus: Gianizella and Prado 1999: 749–751 (in poultry houses); Lopes et al. 2007: 29–31 (in poultry houses); Strümpher and Kalawate 2023: 518 (catalogue of the Oriental and Palearctic species); Pablo-Cea et al. 2023: 16 (catalogue of El Salvador).

Synonyms. For a comprehensive list, see Pittino and Bezděk (2016: 54–55) and Smith (2017: 88).

Type specimen examined. *Neotype, here designated* (♂ NHMUK – Fig. 7). First label [white, printed]: “BRASIL: Rio de Janeiro, / Cabo Frio, I-1991, / F.Z. Vaz-de-Mello”. Second label [red, Vinicius Costa-Silva's handwriting]: “NEOTYPE / *Trox suberosus* / Fabricius, 1775 / des. V. Costa-Silva, 2022”. Third label [white with black border, Vinicius Costa-Silva's handwriting]: “*Omorgus* / *suberosus* / Det. V. Costa-Silva, 2022”. Fourth label [white, printed]: “[QR Code] / WORLD / TROGIDAE / DATABASE / WTD0000386” (Fig. 7E). **Type locality:** “Brasil, Rio de Janeiro, Cabo Frio”.

Geographic distribution. Widespread (see below). For details of distribution, see Huchet and Costa-Silva (2018) and Costa-Silva et al. (2021).

Neotype designation of *Trox suberosus* Fabricius, 1775. *Trox suberosus* was originally described in 1775 by the Danish entomologist Johan Christian Fabricius (1745–1808) based on an unspecified number of specimens collected from “Brasilia” (Latin spelling meaning Brazil) that he had examined in the collection of Sir Joseph Banks (“*Mus. Dom. Banks*”). The collection is housed currently in The Natural History Museum, London, UK (Fabricius 1775; Zimsen 1964). Seventy years later, Erichson (1847) described the genus *Omorgus*, transferring *Trox suberosus* to the new genus. Even after the proposal of Erichson (1847) and the subsequent designation of *Omorgus suberosus* as type species of the genus *Omorgus* by Lacordaire (1856), the species was historically cited as in its original combination by several authors (i.e., Harold 1869; Harold 1872; Burmeister 1876; Arrow 1903; Bruch 1911; Arrow 1912; Leng 1920; Mutchler 1925; Leng 1928; Denier 1936; Hayward 1936; Blackwelder 1944; Van Dyke 1953; Haaf 1954; Vaurie 1955; Ritcher 1958; Vaurie 1962; Zimsen 1964; Ritcher 1966; Hatch 1971; Chalumeau and Gruner 1974; Scholtz 1982). The species remained in the original combination until the systematic study carried out by Scholtz (1986a), where the author proposed *Omorgus* as a genus based on several synapomorphies (see Scholtz 1986a for more details). Scholtz's proposal (1986a), which was adopted by recent authors, was supported by the molecular phylogeny conducted by Strümpher et al. (2014).

Omorgus suberosus is native to the New World and is widely distributed throughout South, Central and North America (from Canada to southern Argentina) (Vaurie 1962; Scholtz 1990; Huchet and Costa-Silva 2018; Costa-Silva et al. 2021). In South America *Omorgus suberosus* is present in all countries except Chile (see Diéguez 2008). It has also been recorded from the Galapagos Archipelago (Ecuador) (Vaurie 1962; Scholtz 1990).

The ubiquitous New World species has also been recorded from other parts of the world (outside of the New World) such as: Australia, Europe (from Belgium, Czech Republic, Spain), North Africa (from Morocco), Southeast Asia (from the Philippines), and on oceanic islands in the Pacific (Fiji, New Caledonia) and Atlantic (Cape Verde, Canary Islands) (Vaurie 1955, 1962; Scholtz 1986b; Scholtz 1990; Batet and López-Colón 1995; Páramo 1997; Ziani et al. 2015; Pittino and Bezděk 2016; Huchet and Costa-Silva 2018; Costa-Silva et al. 2021). The human hand may have contributed to the dispersal of *Omorgus suberosus* to almost all continents through human migrations, and international transport of products mainly via shipping. Harold (1872) mentioned specimens of *Trox suberosus* found in a wool shipment imported from Argentina in a factory in Verviers (Belgium). With the fast and silent widespread introductions, plus the high degree of intraspecific variability (i.e., colour, size, the shape of elytral tubercles; see Harold 1872) of *T. suberosus* (originally described from Brazil), a lot of new species names were described for several countries/continents when in fact, they are just morphotypes of the introduced *T. suberosus*. For the list of synonyms, see Smith (2017) and Zidek (2017).

Omorgus suberosus is also known to be highly opportunistic, and in the absence of carcasses will exploit virtually any other source of keratin (or chitin) present in their environment. This species has been recorded feeding on eggs, dung and chicken feathers in poultry farms in Brazil (Gianizella and Prado 1999; Lopes et al. 2007), locust eggs in Argentina (Baker 1986), as a “potential predator” of the eggs of the turtles in Mexico, Costa Rica and the Galapagos Islands (Rosano-Hernández and Deloya 2002; Baena et al. 2015), and iguana eggs also in Galapagos (Allgower 1979; Rosano-Hernández and Deloya 2002), being considered a risk factor for the survival of these (and other) species considered as vulnerable according to the International Union for the Conservation of Nature (IUCN) (see Baena et al. 2015).

On the compilation of Fabricius types, Zimsen (1964) presented a list mentioning two type specimens




Figure 8. Supposed syntype of *Trox suberosus* Fabricius, 1775 (= *Trox monachus* Herbst, 1790) from Joseph Banks collection (NHMUK): **A.** Habitus in dorsal view; **B.** Patricia Vaurie’s handwritten note about the type specimen; **C.** Type labels. Scale bar: 1 mm. Photo by Keita Matsumoto (NHMUK).

of *Trox suberosus*: one from Joseph Banks’ collection (housed in the British Museum of Natural History - NHMUK) and another from the Zoologisches Museum, Kiel University (ZMUK). Both specimens were meticulously studied by us; however, as first noted by Vaurie (1962), the type specimen of *Trox suberosus* lodged in Banks’ collection (NHMUK) corresponds to *Trox monachus* (now *Omorgus monachus* – Fig. 8) described by Johann Friedrich Wilhelm Herbst in 1790, 15 years after *Trox suberosus* description. In the description, Fabricius (1775) mentioned “elytris striatis” and later “Elytra minus rugosa [...]”, but none of these statements correspond to the specimen standing as “type” of *Trox suberosus* in Banks’ collection. This statement/description of “elytris striatis” was repeated in all of Fabricius’ subsequent publications that mentioned *T. suberosus* (Fabricius 1781, 1787, 1792 and 1801; Fig. 9). According to Harold (1872), *Trox monachus* presents “tuberculata elytrorum omnia, etiam suturalia, rotundam omnino tomentosa” and Vaurie (1962) presents records of this species only from the USA (Florida, Nebraska, Kansas, Oklahoma and Texas); the type of *Trox suberosus* is from Brazil, probably Rio de Janeiro (see Papavero 1971). The other specimen mentioned by Zimsen (1964), from ZMUK (Fig. 10), was studied through detailed photographs kindly provided to us by Dr. Michael Kuhlmann (ZMUK). With these high-resolution images from various angles, it was possible to confirm, without any doubt, that the specimen from ZMUK mentioned as a

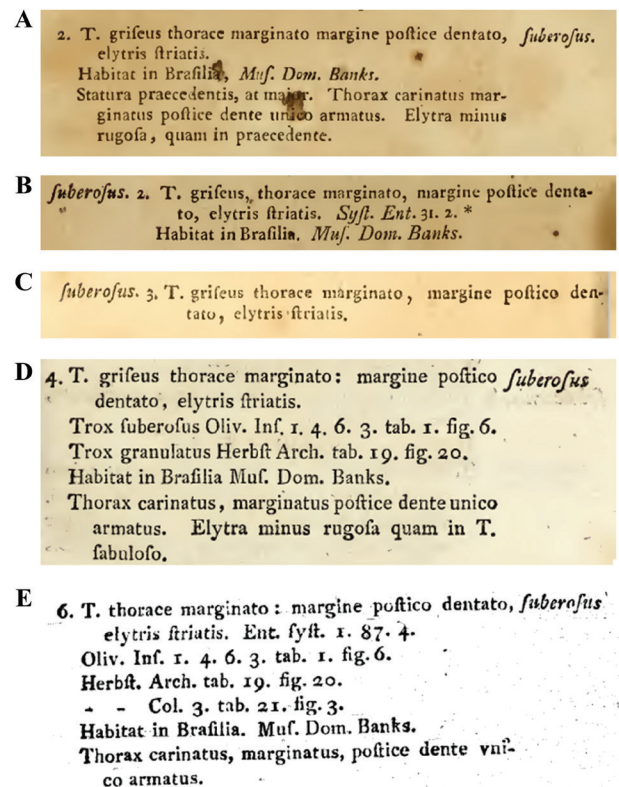


Figure 9. *Trox suberosus*’ descriptions provided by Johan Christian Fabricius in his publications of **A.** 1775; **B.** 1781; **C.** 1787; **D.** 1792; and **E.** 1801.

Trox suberosus' syntype by Zimsen (1964) is a specimen that belongs to the modern concept of the genus *Trox*, and not *Omorgus*. The identification to species level was not conclusive. However, considering that the species described by Fabricius comes from the Banks Collection, there is no reason (or evidence) to consider the specimen housed in ZMUK as part of the type series. The label with Fabricius' handwriting saying "*suberosus*" on the specimen from ZMUK was probably put on later and corresponds to either a misidentification of the species or an inadvertent misspelling (between "*sabulosus*" and "*suberosus*") of a specimen from his own collection.

Since Vaurie (1962), the name-bearing type specimen of *Trox suberosus* (mainly that from NHMUK) has been cited as "problematic" (i.e., Vaurie 1962; Hielkema and Hielkema 2019; Costa-Silva et al. 2021), because the specimen does not correspond to the original description. In the case here presented, we believe that all specimens widely recognized and identified as *Trox suberosus* were based on "*common sense*" and on a universally recognized concept, but not based on a proper name-bearing type. As presented here and well-documented in the literature (see Vaurie 1955), both *Omorgus suberosus* and *O. monachus* are morphologically well-defined, and universally recognized as different species, and should be treated as such. Due to its non-compliance with the description and the stated type locality, we here propose that the specimen

housed in the Banks collection under the name *suberosus* Fabricius is a specimen of the North American *Trox monachus* which has been mistakenly substituted with the original material of *Trox suberosus* from Brazil, and that the original type material of *Trox suberosus* has been lost. Such a substitution is particularly credible in the Joseph Banks collection, since the specimens do not have locality labels or determination labels, and the handwritten name labels, and labels indicating 'type', are pinned onto the drawers and not attached to the specimens. Hence a misplaced specimen would not be easy to recognize as such except by comparison with the original description.

In order to establish the single name-bearing type specimen of the widespread *Trox suberosus*, we propose the designation of a neotype. Our proposed neotype specimen (Fig. 7) morphologically match with the original description provided by Fabricius (1775; Fig. 9A) and fulfils the qualifying conditions of ICZN Article 75.3 (ICZN 1999). To avoid possible future confusion and to maintain the type locality as consistent as possible, and to comply with ICZN Article 75.3.6, we here select as the neotype a specimen from a similar locality as the presumed lost specimen collected by Joseph Banks during his voyage across the globe on the Endeavour (1768–1771) (Zimsen 1964; Papavero 1971). According to Papavero (1971), "Brasilia, Dom. Banks of Fabricius" refers to the collection made by Sir. Joseph Banks in Ilha Rasa, off the coast near the



Figure 10. Alleged syntype of *Trox suberosus* Fabricius, 1775 (= *Trox* sp.) from Fabricius collection (ZMUK): **A.** Habitus in dorsal view; **B.** Habitus in fronto-lateral view; **C.** Type labels. Photo by Michael Kuhlmann (ZMUK).

Guanabara Bay (Rio de Janeiro) on December 7th, 1768 (for details, see Banks 1896; also see Cupello et al. 2023 for additional information about Joseph Bank collection). For detailed diagnoses and redescriptions of *Omorgus suberosus*, see Harold (1872), Vaurie (1962) and Scholtz (1990); and for additional high-quality images see also Huchet and Costa-Silva (2018) and Costa-Silva et al. (2021).

Omorgus (Omorgus) triestinae Pittino, 1987

Omorgus triestinae Pittino, 1987: 378; Scholtz 1990: 1407 (as new synonym of *Omorgus suberosus*), Zidek 2013: 17 (catalogue – as synonym of *Omorgus suberosus*); Smith 2017: 88 (as synonym of *Omorgus suberosus*); Zidek 2017: 109 (catalogue – as synonym of *Omorgus suberosus*); Huchet and Costa-Silva 2018: 559 (reinstated as a valid name); Costa-Silva et al. 2021: 2016 (review of Brazilian species).

Type specimens examined. *Holotype, by original designation* (♂ MNHN). See Costa-Silva et al. (2021: 2015) for high quality images of the type specimen. **Type locality:** “Brésil, Minas-Geraes” [Brazil].

Paratypes. Same data label of the holotype (11 MNHN).

Geographic distribution. Bolivia, Brazil, and Paraguay (Huchet and Costa-Silva 2018; Costa-Silva et al. 2021).

Omorgus (Omorgus) capillaceus Scholtz, 1990 a new junior synonym of *Omorgus (Omorgus) fuliginosus* (Robinson, 1941).

Omorgus (Omorgus) fuliginosus (Robinson, 1941)

Fig. 11

Trox (Omorgus) fuliginosus Robinson, 1941: 134 (original description); Blackwelder and Blackwelder 1948: 31 (checklist).

Trox fuliginosus: Vaurie 1955: 66 (redescription); Vaurie 1958: 45 (distribution); Blackwelder 1973: 35 (checklist); Ratcliffe 1978: 301 (distribution).

Omorgus fuliginosus: Baker 1968: 43 (larvae description); Deloya 1992: 3 (natural history); Deloya 1996: 43 (natural history); Morón et al. 1998: 91 (distribution); Deloya 2000: 66, 73 (checklist); Smith 2003: 6 (checklist); Deloya 2003: 130 (diagnosis and distribution); Deloya 2005: 122, 124, 128 (key); Mora-Aguilar and Montes de Oca 2009: 575 (distribution).

Omorgus (Omorgus) fuliginosus: Zidek 2013: 10 (checklist); Zidek 2017: 101 (checklist); Pablo-Cea et al. 2023: 16 (catalogue of El Salvador).

Omorgus (Omorgus) capillaceus Scholtz, 1990: 1413 (new synonym); Deloya 2005: 122 (checklist); Zidek 2013: 8 (checklist); Zidek 2017: 99 (checklist).

Type specimen examined. *Holotype, by original designation* (♂ USNM – Fig. 11). First label [white aged, typeset]: “New Braunfels / IV.10 '02 Tex”. Second label [white aged, typeset]: “H. Mittendorf / Collector”. Third label [red, printed]: “Type No / 55468 / USNM”. Fourth label [red, Mark Robinson’s handwriting]: “HOLOTYPE / Trox / fuliginosus / Mark Robinson”. Sixth label [white, print-

ed]: “USNMENT / [QR Code] / 01474112” (Fig. 11C).

Type locality: “New Braunfels” [Texas, United States].

Type specimen of *Omorgus (Omorgus) capillaceus* Scholtz, 1990 (new synonym) examined. *Holotype, by original designation* (♀ CMNCH – Fig. 12). First label [white aged, unknown’s handwriting]: “Botoga / Colombia / S. Amer.”. Second label [white, typeset]: “Carn. Mus. / Acc. 2275”. Third label [white, printed]: “[QR code] / CMNCH-IZ / 724,596”. Fourth label [white with red border, Clark Scholtz’s handwriting]: “Omorgus / capillaceus / C.H. Scholtz 1988 / HOLOTYPE” (Fig. 12C).

Type locality: “Bogota, Colombia”.

Remarks. *Omorgus (Omorgus) capillaceus* was one of the species described by Scholtz in 1990 during his monographic revision of the Trogidae of South America. This species was identified in the collection of the Carnegie Museum of Natural History (CMNCH) and described based on a single female specimen, distinguished by its morphological differences from other South American species. Scholtz noted that *O. capillaceus* was similar to *O. monachus* (Herbst, 1790) and *O. fuliginosus* (Robinson, 1941), both of which are North American species. However, he highlighted a diagnostic feature that distinguishes *O. capillaceus* from other similar-looking species: the absence of a velutinous covering on the elytral disc, which is present in its relatives.

Upon reviewing the holotype of *O. capillaceus*, it became evident that the specimen is merely a worn variation of *O. fuliginosus*. While we concur with Scholtz’s observation of the glabrous elytral disc, this feature alone is insufficient for distinguishing Trogidae species without considering male genitalia. Trogidae specimens often exhibit significant intraspecific variation, and it is not uncommon to encounter specimens that are partially or entirely glabrous (or worn) in collections (V. Costa-Silva, personal observation).

Another factor that may have led Scholtz to describe a new species is the specimen’s locality: Bogota, Colombia. The holotype of *O. capillaceus* was associated with the label number “2275” (Fig. 12C), which corresponds to specimen from the Henry Klages Collection, acquired by the CMNCH on May 28, 1903 (Robert Androw, personal communication to VCS). However, as documented by Nearn and Androw (2013) and Costa-Silva et al. (2024), the Henry Klages collection has been noted for containing numerous mislabelled Nearctic and Neotropical specimens, including some cases of misidentification within the Trogidae (see Costa-Silva et al. 2024 for examples). *Omorgus fuliginosus* is known from the United States, Mexico, Guatemala, El Salvador, and Costa Rica (Vaurie 1955; Ratcliffe 1978; Deloya 2000), making its record in Colombia questionable, but not impossible.

Therefore, we conclude that *O. capillaceus* should be considered a junior subjective synonym of *O. fuliginosus*, having been described based on a worn and mislabelled specimen from Bogotá, Colombia.

Geographic distribution. Costa Rica, El Salvador, Guatemala, Mexico, and United States (Vaurie 1955; Ratcliffe 1978; Deloya 2000).




Figure 11. Holotype of *Trox fuliginosus* Robinson, 1941 (now *Omorgus fuliginosus*). **A.** Habitus in dorsal view; **B.** Habitus in lateral view; **C.** Labels. Photos by Robert Finn (USNM). Length of specimen: 14–15 mm.




Figure 12. Holotype of *Omorgus capillaceus* Scholtz, 1990. **A.** Habitus in dorsal view; **B.** Habitus in lateral view; **C.** Labels. Photos by Vanessa Verdecia (CMNCH).

Non-type examined material (9 specimens).
MEXICO – Veracruz • 5; Carr. Actopan, Passando la Desv. Idolos; 30 Aug. 1994; L. Arellano & R. Sanchez leg.; CEMT • 1; Carr. Alto Lucero, Km 2 Desviación la

Concepción; 18 Oct. 1994; L. Arellano & R. Sanchez leg.; CEMT • 1; Carretera Xalapa-Alto Lucera, 1 km de Espinal; 31 Aug. 1994; L. Arellano & R. Sanchez leg.; CEMT • 1; Catemaco, Parq. de la Flora y Fauna Silvestre

tropical; 29 Apr. 1990; F. Capistran leg.; CEMT • 1; Plan de Hidalgo, Mpio de Papantla; 19 Mar. 1997; R. Sánchez & M.E. Favila leg.; CEMT.

Author contributions

Vinicius da Costa-Silva: Conceptualization, Methodology, Investigation, Resources, Data Curation, Writing - Original draft, Writing - Review and Editing, Visualization, Supervision, Project administration. Werner P. Strümpher: Methodology, Investigation, Resources, Writing - Review and Editing, Supervision. Maxwell V.L. Barclay: Methodology, Investigation, Writing - Review and Editing, Visualization. Fernando Z. Vaz-de-Mello: Investigation, Resources, Writing - Review and Editing, Visualization, Supervision.

Acknowledgements

The authors thanks Michal Geiser for his help with the literature and catalogues about NHMUK specimens. We also wish to thank Michael Kuhlmann and Ulrich Irmeler (ZMUK), Keita Matsumoto (NHMUK), Robert Androw and Vanessa Verdecia (CMNCH), François Génier (CMNC), Jonathan Brecko (RBINS), Brian Brown (LACM), Alberto Ballerio (Brescia), Robert Finn (USNM), Christoph Germann (NHMB) for providing further information and/or photographs of the types housed on their respective institution. VCS also thanks the Ernst Mayer Grants (Harvard University) and Stewart and Jarmila Peck Visiting Scientist Awards in Entomology (Canadian Museum of Nature) for the financial support to visit the Muséum national d'histoire Naturelle (Paris, France), The British Museum of Nature (London, UK), and the Canadian Museum of Nature (Ottawa, Canada). VCS thanks the Post-Doctoral Fellowship Programme from University of Pretoria and Prof. Catherine Sole (University of Pretoria, South Africa) for the provision of all laboratory facilities. We also extend thanks to Alberto Ballerio (Brescia) and Gimo M. Daniel (The National Museum, South Africa) for providing helpful comments and suggestions that significantly improved the manuscript.

References

- Allgower K (1979) Effect of the Scarab beetle *Trox suberosus* on the hatching success of the east Pacific green turtle *Chelonia mydas agassizi* in the Galapagos Islands. Charles Darwin Research Station Annual Report 152–154.
- Arrow GJ (1903) On the laparostict Coleoptera of Granada and St. Vincent (W. Indies). Transactions of the Entomological Society of London 1903: 509–520. <https://doi.org/10.1111/j.1365-2311.1903.tb01144.x>
- Arrow GJ (1912) Coleopterorum Catalogus auspiciis et auxilio W. Junk editus a S. Schenckling. Pars 43. Scarabaeidae: Pachypodinae, Pleocominae, Aclopiniae, Glaphyrinae, Ochodaeinae, Orphninae, Idiostominae, Hybosorinae, Dynamopinae, Acanthocerinae, Troginae. Berlin: W. Junk, 66 pp.
- Baena ML, Escobar F, Halfiter G, García-Chávez JH (2015) Distribution and feeding behavior of *Omorgus suberosus* (Coleoptera: Trogidae) in *Lepidochelys olivacea* turtle nests. PLOS ONE 10(9): e0139538. <https://doi.org/10.1371/journal.pone.0139538>
- Baker CW (1968) Larval taxonomy of the Troginae in North America with notes on biologies and histories (Coleoptera: Scarabaeidae). Bulletin of the United States National Museum 279(279): 1–79. <https://doi.org/10.5479/si.03629236.279.1>
- Banks J (1896) Chapter II: Rio de Janeiro. In Hooker JD (Ed.) Journal of the Right Hon. Sir Joseph Banks during Captain Cook's first voyage in H.M.S. Endeavour in 1768–71 to Tierra del Fuego, Otaheite, New Zealand, Australia, the Dutch East Indies, etc. Mac Millan & Co. Ltd., London & N. York, 406 pp. [., 2 pls., 4 maps.] <https://doi.org/10.5962/bhl.title.56795>
- Baraud J (1992) Coléoptères Scarabaeoidea d'Europe. Fédération Française des Sociétés de Sciences Naturelles 78: 1–856. <https://doi.org/10.3406/linly.1992.11007>
- Batet JM, López-Colón JI (1995) Primer registro centroeuropeo de *Omorgus suberosus* (Fabricius, 1775) (Coleoptera, Trogidae). Nouvelle Revue d'Entomologie 12(4): 279.
- Berg C (1881) Insectos. Informe oficial de la comision científica agregada al Estado Mayor General de la Expedicion al Río Negro (Patagonia) realizada en los meses de Abril, Mayo y Junio de 1879, bajo las órdenes del General D. Julio A. Roca (com 16 láminas). Entrega I. – Zoología (con 4 láminas). Buenos Aires: Ostwald y Martinez, [xxiv +] 168 [+ 1 (Errores tipográficos)] pp. [+ 4 pls.]
- Blackwelder RE (1944) Checklist of the coleopterous insects of Mexico, Central America, the West Indies, and South America. Part 2. Scarabaeidae, Troginae. Bulletin of the United States National Museum 185: 218–219. <https://doi.org/10.5479/si.03629236.185.2>
- Blackwelder RE, Blackwelder RM (1948) Fifth supplement to the Leng Catalogue of Coleoptera of America, north of Mexico. John D. Sherman; Mt. Vernon, New York, 87 pp.
- Blanchard CÉ (1847) Insectes de l'Amérique Méridionale. In: d'Orbigny A, Blanchard CÉ, Brullé A (Eds) Voyage dans l'Amérique Méridionale. Vol. 6, part 2, livraison 90. Paris (France): P. Bertrand, 185–232.
- Blatchley WS (1928) The Scarabaeidae of Floridae. The Florida Entomologist 12(4): 63–65. <https://doi.org/10.2307/3492997>
- Bouchard P, Bousquet Y, Davies AE, Cai C (2024) On the nomenclatural status of type genera in Coleoptera (Insecta). ZooKeys 1194: 1–981. <https://doi.org/10.3897/zookeys.1194.106440>
- Bousquet Y (2016) Litterature Coleopterologica (1758–1900): a guide to selected books related to the taxonomy of Coleoptera with publication dates and notes. Zookeys 583: 1–776. <https://doi.org/10.3897/zookeys.583.7084>
- Bruch C (1911) Catálogo sistemático de los Coleópteros de la República Argentina. Pars IV: Familias Lucanidae, Scarabaeidae (Coproini-Cetonini), Passalidae. Revista del Museo de La Plata, Tomo XVII, 181–225. <https://doi.org/10.5962/bhl.title.8799>
- Browne DJ, Scholtz CH, Kukulova-Peck J (1993) Phylogenetic significance of wing characters in the Trogidae (Coleoptera: Scarabaeoidea). African Entomology 1(2): 195–206.
- Burmeister HCC (1876) Die argentinischen Arten der Gattung *Trox* F. Stettiner Entomologische Zeitung 37: 241–268.
- Carvajal VL, Villamarin SC, Ortega AMA (2011) Escarabajos del Ecuador: Principales géneros. Instituto de ciencias biológicas de la

- Escuela Politécnica Nacional, Série Entomología No. 1. Quito, Ecuador., [xviii +] 350 pp.
- Casari SA, Biffi G, Ide S (2024) Coleoptera Linnaeus, 1758. In: Rafael JA, Melo GAR, Carvalho CJB, Casari S, Constantino R (Eds) Insetos do Brasil: Diversidade e Taxonomia. 2ª ed. Instituto Nacional de Pesquisas da Amazônia, Manaus, 575–698. <https://doi.org/10.61818/56330464c31>
- Castelnau Comte de (1840) Histoire naturelle des animaux Articulés, Annelides, Crustacés, Arachnides, Myriapodes et Insectes. Histoire naturelle des Insectes Coléoptères. Tome deuxième. Paris (Duménil), 563 pp. <https://doi.org/10.5962/bhl.title.47104>
- Chalumeau F (1977) Contribution à l'étude des Scarabaeoidea des Antilles (Corrigenda et Addenda aux Scarabaeoidea des Antilles françaises). Bulletin Mensuel de la Société Linnéenne de Lyon 8: 231–240.
- Chalumeau F, Gruner L (1974) Scarabaeoidea des Antilles françaises. Annales de la Société Entomologique de France (n.s.) 10(4): 781–819. <https://doi.org/10.1080/21686351.1974.12278526>
- Cortez V, Verdú JR, Ortiz AJ, Halfiter G (2017) Identification and evaluation of semiochemicals for the biological control of the beetle *Omorgus suberosus* (F.) (Coleoptera: Trogidae), a facultative predator of eggs of the sea turtle *Lepidochelys olivacea* (Eschscholtz). PLOS ONE 12(2): e0172015. <https://doi.org/10.1371/journal.pone.0172015>
- Costa C, Vanin SA, Casari SA (1998) Larvas de Coleoptera do Brasil. Museu de Zoologia da Universidade de São Paulo, São Paulo, 282 pp [+ 165 pls].
- Costa-Silva V, Strümpher WP, Vaz-de-Mello FZ (2021) Review of the Brazilian species of *Omorgus* Erichson, 1847 (Coleoptera: Trogidae: Omorginae). Journal of Natural History 54(31–32): 1993–2024. <https://doi.org/10.1080/00222933.2020.1833999>
- Costa-Silva V, Strümpher WP, Thyssen, PJ, Vaz-de-Mello, FZ (2024) Taxonomic revision of the South American genus *Polynoncus* Burmeister, 1876 (Coleoptera: Scarabaeoidea: Trogidae). Journal of Natural History 58(1–4): 14–166. <https://doi.org/10.1080/00222933.2023.2260060>
- Costa-Silva V, Strümpher WP, Thyssen, PJ, Vaz-de-Mello, FZ (in press) Phylogenetic systematics of the keratin-feeding genus *Polynoncus* Burmeister, 1876 (Coleoptera: Scarabaeoidea: Trogidae). Zoological Journal of the Linnean Society.
- Deloya C (1992) Necrophilous Scarabaeidae and Trogidae beetles of tropical deciduous forest in Tepexco, Puebla, Mexico. Acta Zoologica Mexicana 52: 1–13. <https://doi.org/10.21829/azm.1992.49521952>
- Deloya C (1996) Los Macro-Coleopteros necrofilos de Tepoztlan, Morelos, Mexico (Scarabaeidae, Trogidae, Silphidae). Folia Entomologica Mexicana 97: 39–54.
- Deloya C (2000) Distribucion de la familia Trogidae en México (Coleoptera Lamellicornia). Acta Zoológica Mexicana 81: 63–76. <https://doi.org/10.21829/azm.2000.81811871>
- Deloya C (2003) Familia Trogidae. In: Morón MA (Ed.) Atlas de los escarabajos de México. Vol II. Barcelona, 125–133.
- Deloya C (2005) *Omorgus rodriguezae* a new species from Mexico, and a key for the separation of the Central and North America species of the genus (Coleoptera: Trogidae). Folia Entomologica Mexicana 44(Supl. 1): 121–129.
- Denier P (1936) Estado natural de mis conocimientos acerca del “champi” (*Trox suberosus* F.). In: Ministerio de Agricultura de la Nación, (Ed.) Memoria de la Comisión Central de Investigaciones Sobre La Langosta (Argentina). República Argentina, Buenos Aires, 205–216.
- Diéguez VM (2008) Conocimiento actual de los Trogidae de Chile (Coleoptera: Scarabaeoidea). Revista Chilena de Entomología 34: 11–28.
- Diéguez VM, Gómez RS (2004) Aporte al conocimiento de las Trogidae de la Argentina. Revista de la Sociedad Entomológica de Argentina 63(1–2): 92–95.
- Erichson WF (1847) Conspectus coleopterorum quae in Republica Peruana observata sunt. Archiv für Naturgeschichte 13(1): 67–185.
- Fabricius JC (1775) Systema Entomologiae, sistens insectorvm Classes, Ordines, Genera, Species, adiectis Synonymis, Locis, Descriptionibus, Observationibus. Kortii, Flensburg and Leipzig [“Flensburgi et Lipsiae”]; Havniae [=Copenhagen], p. [32] + 832 pp. <https://doi.org/10.5962/bhl.title.36510>
- Fabricius JC (1781) Species insectorvm exhibentes eorvm differentias specificas, synonyma avctorvm, loca natalia, metamorphosin adiectis observationibus, descriptionibus. Carol. Ernest. Bohn, Hambvrgi et Kilonii [= Hamburg & Kiel], Tom. I, [viii +] 552 pp. <https://doi.org/10.5962/bhl.title.36509>
- Fabricius JC (1787) Mantissa Insectorum Sistens Eorum Species Nuper Detectas Adiectis Characteribus, Genericis, Differentiis, Specificis, Emendationibus, Observationibus. I. Proft, Hafniae, 382 pp. <https://doi.org/10.5962/bhl.title.36471>
- Fabricius JC (1792) Entomologia Systematica Emendata et Aucta. Secundum Classes, Ordines, Genera, Species Adiectis Synonymis, Locis, Observationibus, Descriptionibus. I. Proft, Hafniae, 538 pp. <https://doi.org/10.5962/bhl.title.125869>
- Fabricius JC (1801) Systema Eleutheratorum Secundum Ordines, Genera, Species Adiectis Synonymis, Locis, Observationibus, Descriptionibus. I. Impensis Bibliopolii Adademici Novi, Kiliae [= Kiel], 506 pp.
- Gianizzella SL, Prado AP (1999) Ocorrência e sazonalidade de *Omorgus* (*Omorgus*) *suberosus* (Fabr.) (Trogidae: Coleoptera) em esterco de aves poedeiras, em Monte Mor, SP. Anais da Sociedade Entomológica do Brasil 28(4): 749–751. <https://doi.org/10.1590/S0301-80591999000400019>
- Giraldo-Mendoza AE (2021) A preliminary list of beetles (Insecta: Coleoptera) of forensic importance from Peru. Dugesiana 28(2): 61–74. <https://doi.org/10.32870/dugesiana.v28i2.7148>
- Gmelin JF (1790) Caroli a Linné Systema Naturae per regna tria naturae, secundum classes, ordines, genera, species, cum characteribus, differentiis, synonymis, locis. Editio decima tertia, aucta, reformata. Tom. I. Pars IV. Georg Emanuel Beer, Lipsiae [= Leipzig], 1517–2224.
- Gómez RS (2008) Trogidae. In: Claps LE, Debandi G, Roig-Juñent S (Eds) Biodiversidad de Artrópodos Argentinos II. Sociedad Entomológica Argentina, 509–518.
- Haaf E (1954) Die Australischen arten der gattung *Trox* (Col. Scarab.). Entomologische Arbeiten aus dem Museum G. Frey 5(2): 691–740.
- Harold E (1869) Tomo IV. Scarabaeidae. In: Gemminger M, Harold E (Eds) Catalogus coleopterorum hucusque descriptorum synonymicus et systematicus. Monachii: Sumptu E.H. Gummi, 979–1346. <https://doi.org/10.5962/bhl.title.9089>
- Harold E (1872) Monographie der Gattung *Trox*. Coleopterologische Hefte 9: 1–192.
- Hatch MH (1971) The beetles of the Pacific northwest. Part 5. Rhipicerioidea, Sternoxi, Phytophaga, Rhynchophora and Lamellicornia. Publications in Biology of the University of Washington 16: 433–485.
- Hayward KJ (1936) Contribucion al conocimiento de la langosta *Schistocerca paranensis* Burm. y sus enemigos naturales. Memoria de la

- Comisión Central de Investigaciones Sobre La Langosta (Argentina) 1934: 199–229.
- Herbst JFW (1790) [Hefte 1: 1–151, 6 pls.]. In: Herbst JFW (Ed.) 1790–1791. *Natursystem aller bekannten in- und ausländischen Insekten, als eine Fortsetzung der von Büffonschen Naturgeschichte. Der Käfer Dritter Theil*. Berlin: Joachim Pauli; p. xiv + 325 pp. + pls. 21–34. D–E [publication date following Bousquet 2016].
- Hielkema AJ, Hielkema MA (2019) An annotated checklist of the Scarabaeoidea (Insecta: Coleoptera) of the Guianas. *Insecta Mundi* 732: 1–306.
- Horn GH (1874) Revision of the species of *Trox* of the United States. *Transactions of the American Entomological Society* 5: 1–12. <https://doi.org/10.2307/25076284>
- Howden HF, Vaurie P (1957) Two new species of *Trox* from Florida (Coleoptera, Scarabaeidae). *American Museum Novitates* 1818: 1–6.
- Huchet JB, Costa-Silva V (2018) A new species of *Polynoncus* Burmeister, 1876 from Brazil (Coleoptera: Trogidae). *Zootaxa* 4524(5): 553–566. <https://doi.org/10.11646/zootaxa.4524.5.3>
- ICZN [International Commission on Zoological Nomenclature] (1999) *International Code of Zoological Nomenclature*. 4th Edition. The International Trust for Zoological Nomenclature, London, [xxix +] 306 pp.
- Illiger K (1802) *Olivier's Entomologie oder Naturgeschichte der Insekten mit ihren Gattungs- und Artmerkmalen, ihrer Beschreibung und Synonymie. Käfer*. Uebersetzt und mit Zusätzen und Anmerkungen durchgängig begleitet von Karl Illiger. Karl Reichard, Braunschweig, Zweiter Theil. Mit Kupfern. [iv +] 266 pp.
- Kalawate AS, Strümpher WP (2024) Catalogue of species of the subgenus *Afromorgus* Scholtz, 1986 (Coleoptera: Trogidae: Omorginae) known from the Oriental and Palaearctic Regions, including a description of one new species from the Deccan Plateau in India. *Zootaxa* 5437(1): 021–063. <https://doi.org/10.11646/zootaxa.5437.1.3>
- Krell F-T (2010) Catalogue of Colorado scarab and stag beetles (Coleoptera: Scarabaeoidea), based on literature records. *Denver Museum of Nature & Science (Technical Report)*, 87 pp.
- Lacordaire JT (1856) *Histoire naturelle des insectes. Genera des Coléoptères ou exposé méthodique et critique de tous les genres proposés jusqu'ici dans cet ordre d'insectes*. Tome troisième contenant les familles des pectinicornes et lamellicornes, Roret, Paris, 594 pp.
- Landin B-O (1963) The Lamellicorn beetles of the Cape Verde Islands, with some biogeographical aspects. *Societas Scientiarum Fennica (commentationes biologicae)* 26(2): 1–27.
- Leng CW (1920) *Catalogue of the Coleoptera of America, north of Mexico*. John D. Sherman, Jr., Mount Vernon, New York, 470 pp. <https://doi.org/10.5962/bhl.title.8777>
- Leng CW (1928) Order Coleoptera. In: Leonard MD (Ed.) *A list of the insects of New York. With a list of the spiders and certain other allied groups*, Vol. 101. Cornell University Agricultural Experiment Station Memoir, New York, 1–1121.
- Löbl I, Smetana A (2006) *Catalogue of Palaearctic Coleoptera (Vol. 3)*. Apollo Books, Stenstrup, 690 pp.
- Lopes WZ, da Costa FH, Çopes WCZ, Balieiro JC, Soares VE, Prado AP (2007) *Omorgus (Omorgus) suberosus* (Fabricius) (Coleoptera: Trogidae) em esterco de galinhas poedeiras de São João da Boa Vista, SP, Brasil. *Arquivos do Instituto Biológico* 74(3): 227–232. <https://doi.org/10.1590/1808-1657v74p2272007>
- MacLeay WS (1819) *Horae entomologicae: or essays on the annulose animals*. Containing general observations on the geography, manners, and natural affinities of the Insects which compose the genus *Scarabaeus* of Linnaeus; to which are added a few incidental remarks on the genera *Lucanus* and *Hister* of the same author. With an appendix and plates. Vol. 1, Pt. 1. London: S. Bagster, 160 pp. <https://doi.org/10.5962/bhl.title.65809>
- Miquel ME (2019) On the distribution of *Omorgus suberosus* (Coleoptera: Trogidae) and its presence in the Philippines. *Entomofauna* 8: 183–191.
- Mora-Aguilar EF, Montes de Oca E (2009) Escarabajos necrófagos (Coleoptera: Scarabaeidae y Trogidae) de la región central baja de Veracruz, México. *Acta Zoológica Mexicana (nueva serie)* 25(3): 569–588. <https://doi.org/10.21829/azm.2009.253662>
- Moragues G. (2010) Aperçu des *Trox* de Guyane (Coleoptera: Trogidae). Contribution à l'étude des Coléoptères de Guyane, 1: 76–78. [Supplément au Bulletin de liaison de l'ACOREP France "Le Coléoptériste"].
- Morrone JJ (2001) Toward a cladistic model for the Caribbean subregion: delimitation of areas of endemism. *Caldasia* 23(1): 43–76.
- Morrone JJ (2014) Biogeographical regionalisation of the Neotropical region. *Zootaxa* 3782(1): 1–110. <https://doi.org/10.11646/zootaxa.3782.1.1>
- Morón MA (1998) Fauna de Coleoptera Lamellicornia de la región de Tepic, Nayarit, Mexico. *Acta Zoologica Mexicana* 75: 73–116 <https://doi.org/10.21829/azm.1998.75751708>.
- Morón MA (2003) Los coleópteros Scarabaeoidea que habitan en los cafetales bajo sombra de México. *Folia Entomológica Mexicana* 42(2): 397–414.
- Muñoz-Batet J, Lopez-Colon JI (1995) Primer registro centroeuropeo de *Omorgus suberosus* (Fabricius, 17759) (Coleoptera, Trogidae). *Nouvelle Revue d'Entomologie* 12(4): 279.
- Mutchler AJ (1925) Coleoptera from the Williams Galapagos expeditions. *Zoologica* 5(20): 219–240. <https://doi.org/10.5962/p.190343>
- Nikolajev GV (2005) Omorgini (Coleoptera, Scarabaeidae, Troginae) – a new tribe of scarab beetles. *Euroasian Entomological Journal* 4: 321–322. [In Russian]
- Olivier GA (1789) *Entomologie, ou histoire naturelle des insectes, avec leurs caractères génériques et spécifiques, leur description, leur synonymie, et leur figure enluminée*. Coléoptères. Baudouin. Tome premier, [xx +] 433 pp. <https://doi.org/10.5962/bhl.title.61905>
- Pablo-Cea JD, Cave RD, Serrano-Peraza FA, Alvarado-Larios R, Deloya C, Serrano-Chicas KA, Alfaro E, Chinchilla-Rodríguez AC, Girón-Segovia D, Noriega JA (2023) Catálogo y atlas de distribución de los Scarabaeoidea (Insecta: Coleoptera) de El Salvador. *Revista Mexicana de Biodiversidad* 94: e945117. <https://doi.org/10.22201/ib.20078706e.2023.94.5117>
- Papavero N (1971) *Essays on the history of Neotropical dipterology, with special reference to collectors (1750–1905)*. Vol. I + II. Museu de Zoologia, Universidade de São Paulo, São Paulo, [viii +] 446 pp. <https://doi.org/10.5962/bhl.title.101715>
- Páramo PB (1997) El género *Omorgus* Erichson, 1847 en la Península Ibérica (Coleoptera, Scarabaeoidea: Trogidae). *Boletín de la Sociedad Entomológica Aragonesa* 17: 29–31.
- Paulian R (1981) *Insectes Coléoptères Trogidae et Hybosoridae*. Faune de Madagascar 56: 1–29.
- Philips JR (2009) The mite (Acarina) fauna of trogid beetles (Coleoptera: Trogidae). *International Journal of Acarology* 35(1): 1–17. <https://doi.org/10.1080/01647950802709843>
- Pittino R (1987) New Coleoptera Trogidae from South America (XXXII contribution to the knowledge of Coleoptera Scarabaeoidea). *Giornale Italiano di Entomologia* 3(17): 377–397.
- Pittino R (2010) A new genus and species of Trogidae MacLeay, 1819 from Madagascar, and a new species of *Omorgus* Erichson, 1847 from Argentina (Coleoptera, Trogidae). *Kogane* 11: 75–83.

- Pittino R, Bezděk A (2016) Family Trogidae W.S. Macleay, 1819. In: Löbl I, Löbl D (Eds) Catalogue of Palaearctic Coleoptera. Volume 3. Scarabaeoidea—Scirtoidea—Dascilloidea—Buprestoidea—Byrrhoidea. Revised and updated edition. Brill, Leiden, The Netherlands, 53–58.
- Preudhomme de Borre FPCA (1886) Catalogue des Trogides décrits jusque' à ce jour précédé d' un synopsis de leurs genres et d' une esquisse de leur distribution géographique. Annales de la Société entomologique de Belgique 30: 56–82.
- Ratcliffe BC (1978) A new species of *Trox* from the Amazon Basin with new distributional records for Central American *Trox* (Coleoptera: Scarabaeidae). Acta Amazonica 8(2): 299–302. <https://doi.org/10.1590/1809-43921978082299>
- Ratcliffe BC (1991) The scarab beetles of Nebraska. Bulletin of the University of Nebraska State Museum 12: 1–333.
- Ratcliffe BC (2002) A checklist of the Scarabaeoidea (Coleoptera) of Panama. Zootaxa 32(1): 1–48. <https://doi.org/10.11646/zootaxa.32.1.1>
- Ratcliffe BC, Jameson ML, Figueroa L, Cave RD, Paulsen MJ, Cano EB, Beza-Beza C, Jimenez-Ferbans L, Reyes-Castillo P (2015) Beetles (Coleoptera) of Peru: a survey of the families. Scarabaeoidea. Journal of the Kansas Entomological Society 88(2): 186–207. <https://doi.org/10.2317/kent-88-02-186-207.1>
- Ritcher OP (1958) Biology of Scarabaeidae. Annual Review of Entomology 3: 311–334. <https://doi.org/10.1146/annurev.en.03.010158.001523>
- Ritcher OP (1966) White grubs and their allies: a study of North American Scarabaeoid larvae. Oregon State University Press, Corvallis, Oregon, 220 pp.
- Robinson M (1941) A new species of *Trox* from Texas (Coleoptera: Scarabaeidae). Entomological News 52: 134–135.
- Rosano-Hernández MC, Deloya C (2002) Interacción entre trogidos (Coleoptera: Trogidae) y tortugas marinas (Reptilia: Cheloniidae) en el Pacífico Mexicano. Acta zoológica Mexicana 87: 29–46. <https://doi.org/10.21829/azm.2002.87871799>
- Scholtz CH (1982) Catalogue of world Trogidae (Coleoptera: Scarabaeoidea). Entomology Memoir, Department of Agriculture and Fisheries Republic of South Africa 54: 1–27.
- Scholtz CH (1986a) Phylogeny and systematics of the Trogidae (Coleoptera: Scarabaeoidea). Systematic Entomology 11: 355–363. <https://doi.org/10.1111/j.1365-3113.1986.tb00186.x>
- Scholtz CH (1986b) Revision of the genus *Trox* Fabricius (Coleoptera: Trogidae) of the Australian region. Australian Journal of Zoology 125: 1–99. <https://doi.org/10.1071/AJZS125>
- Scholtz CH (1990) Revision of the Trogidae of South America (Coleoptera: Scarabaeoidea). Journal of Natural History 24: 1391–1456. <https://doi.org/10.1080/00222939000770841>
- Schönherr CJ (1806) Synonymia insectorum, oder: Versuch einer Synonymie aller bisher bekannten Insecten; nach Fabricii Systema Eleutheratorum geordnet. Mit Berichtigungen und Anmerkungen, wie auch Beschreibungen neuer Arten und illuminirten Kupfern. Erster Band. Eleutherata oder Käfer. Heinr. A. Nordström, Stockholm. Erster Theil. Lethrus – Scolytes, [xxii +] 293 pp. <https://doi.org/10.5962/bhl.title.66107>
- Smith ABT (2003) Checklist of the Scarabaeoidea of the Nearctic Realm. Version 3. Electronically published, Lincoln, Nebraska, 74 pp.
- Smith ABT (2017) Southern South American Trogidae (Coleoptera): verification of specimens and notes on geographic distribution. Revista Chilena de Entomología 43: 81–103.
- Strümpfer WP, Kalawate AS (2023) *Omorgus* (*Omorgus*) *khandesh* (Coleoptera: Scarabaeoidea: Trogidae), a new species from India, along with an annotated catalogue of the Oriental and Palearctic species of the subgenus *Omorgus* Erichson, 1847. Zootaxa 5231(5): 501–522. <https://doi.org/10.11646/zootaxa.5231.5.1>
- Strümpfer WP, Sole CL, Villet MH, Scholtz CH (2014) Phylogeny of the family Trogidae (Coleoptera: Scarabaeoidea) inferred from mitochondrial and nuclear ribosomal DNA sequence data. Systematic Entomology 39(3): 548–562. <https://doi.org/10.1111/syen.12074>
- Strümpfer WP, Villet MH, Sole CL, Scholtz CH (2016) Overview and revision of the extant genera and subgenera of Trogidae (Coleoptera: Scarabaeoidea). Insect Systematics & Evolution 47(1): 53–82. <https://doi.org/10.1163/1876312X-46052133>
- Sturm J (1843) Catalog der Käfer-Sammlung von Jacob Sturm. Mit 6 ausgemalten Kupfertafeln. Nürnberg, [xii +] 386 pp. <https://doi.org/10.5962/bhl.title.37837>
- Van Dyke EC (1953) The Coleoptera of the Galapagos Islands. Occasional papers of the California Academy of Sciences 22: 1–181.
- Vaurie P (1955) A revision of the genus *Trox* in North America (Coleoptera: Scarabaeidae). The Bulletin of the American Museum of Natural History 106: 1–89.
- Vaurie P (1958) New distribution records of North American *Trox* (Coleoptera: Scarabaeidae). The Coleopterists Bulletin 12: 43–46. <https://doi.org/10.5962/p.372226>
- Vaurie P (1962) A revision of the genus *Trox* in South America (Coleoptera: Scarabaeoidea). The Bulletin of the American Museum of Natural History 124: 105–167.
- Verdugo A (2014) Morfología de los estadios inmaduros, biología y comportamiento de *Trox cotodognanensis* Compte, 1986 en Cádiz (Coleoptera: Scarabaeoidea: Trogidae). Revista gaditana de Entomología 5(1): 211–224.
- Young OP (2006) Survival and reproduction of *Trox suberosus* F. (Coleoptera: Trogidae) on insect cadavers, cow dung, and mushroom. Journal of Entomological Science 41(3): 271–276. <https://doi.org/10.18474/0749-8004-41.3.271>
- Young OP, Hamm JJ (1985) The effect of the consumption of NPV-infected dead fall armyworm larvae on the longevity of two species of scavenger beetles. Journal of Entomological Science 20(1): 90–94. <https://doi.org/10.18474/0749-8004-20.1.90>
- Ziani S, Bezděk A, Branco T, Hillert O, Ják S, Král D, Mantič M, Rößner E, Sehna R (2015) New country records of Scarabaeoidea from the Palaearctic region (Coleoptera). Insecta Mundi. A Journal of World Insect Systematics 409: 1–36.
- Zidek J (2013) Checklist and bibliography of the Trogidae (Coleoptera: Scarabaeoidea). Insecta Mundi 314: 1–38.
- Zidek J (2017) Updated checklist and bibliography of family Trogidae (Coleoptera: Scarabaeoidea). Folia Heyrovskyana 25(1): 93–127.
- Zimsen E (1964) The type material of I.C. Fabricius. Copenhagen: Munksgaard, 656 pp.