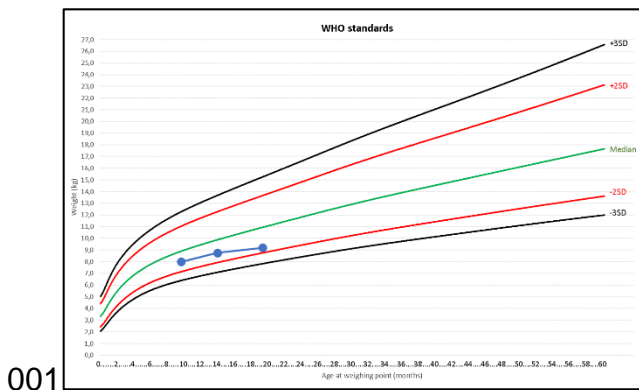


# GROWTH CHARTS USED IN EXPERT SURVEY

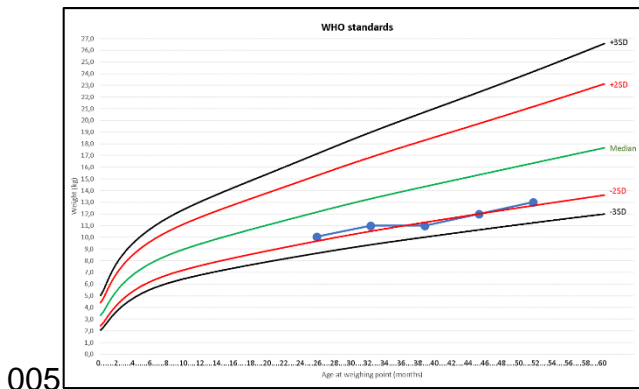
Each chart was prefaced by the question “What level of risk of SAM does the growth curve depicted here indicate?”. Respondents had to select “high risk”, “medium risk” or “low risk”.

Within each survey, the charts were presented in random order.

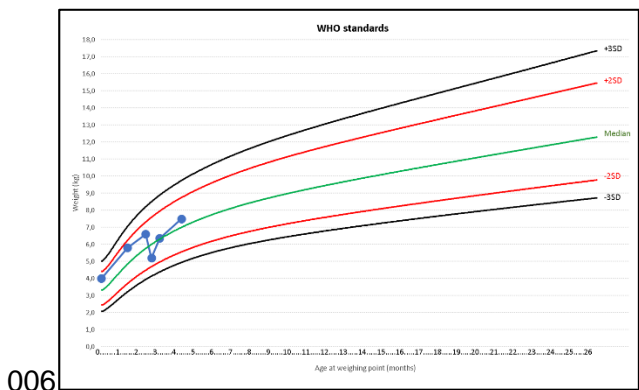
## SURVEY A



Sex	Age (days)	Weight (kg)	WAZ
m	274	8.00	-0.98
	395	8.75	-1.10
	548	9.20	-1.55

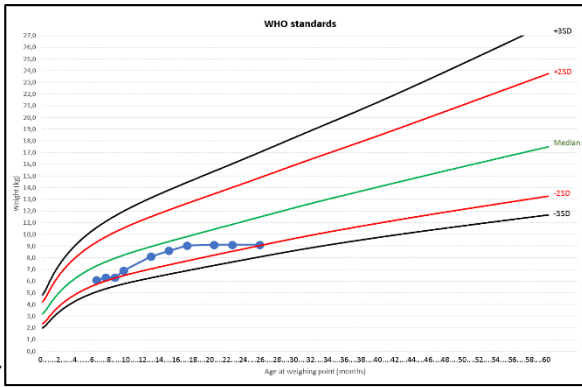


Sex	Age (days)	Weight (kg)	WAZ
m	730	10.05	-1.67
	913	11.00	-1.62
	1095	11.00	-2.21
	1278	12.00	-2.01
	1460	13.00	-1.82



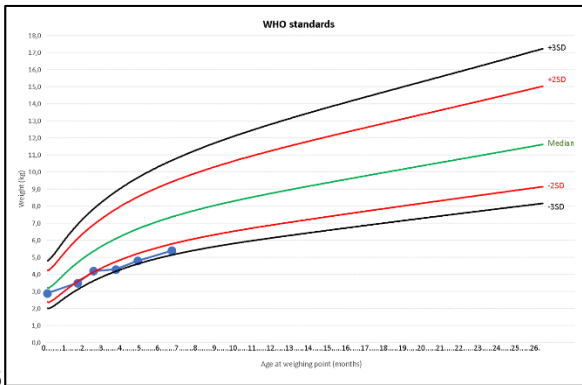
Sex	Age (days)	Weight (kg)	WAZ
m	0	4	1.26
	40	5.8	1.28
	67	6.6	1.03
	76	5.2	-1.21
	88	6.35	-0.03
	122	7.5	0.60

007



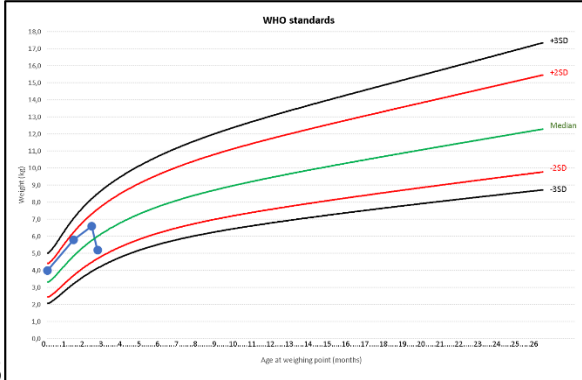
Sex	Age (days)	Weight (kg)	WAZ
f	183	6.1	-1.48
	213	6.3	-1.61
	243	6.3	-1.94
	274	6.9	-1.46
	365	8.1	-0.83
	426	8.6	-0.72
	487	9.05	-0.66
	578	9.1	-1.14
639	9.1	-1.47	
730	9.1	-1.94	

008



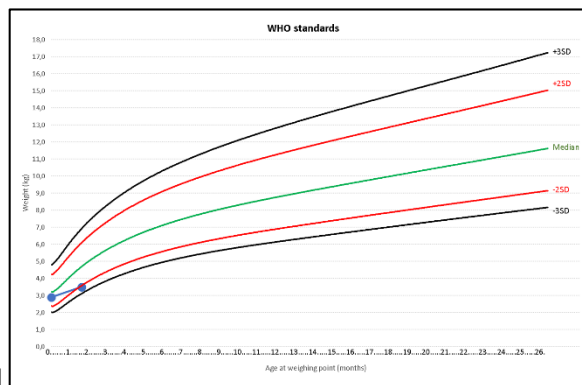
Sex	Age (days)	Weight (kg)	WAZ
f	0	2.9	-0.75
	46	3.5	-2.18
	70	4.2	-1.96
	103	4.3	-2.79
	137	4.8	-2.72
	189	5.4	-2.59

015

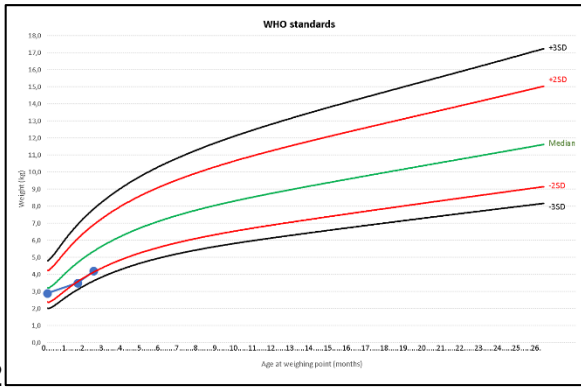


Sex	Age (days)	Weight (kg)	WAZ
m	0	4	1.26
	40	5.8	1.28
	67	6.6	1.03
	76	5.2	-1.21

021

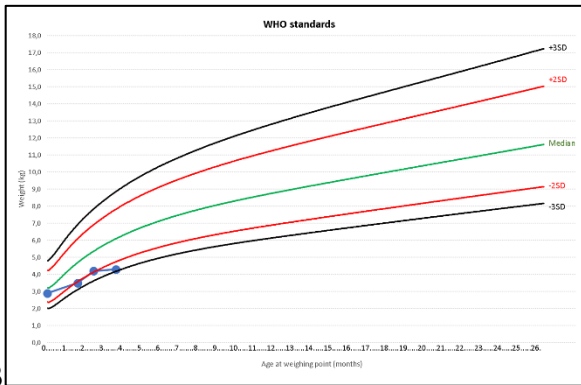


Sex	Age (days)	Weight (kg)	WAZ
f	0	2.9	-0.75
	46	3.5	-2.18



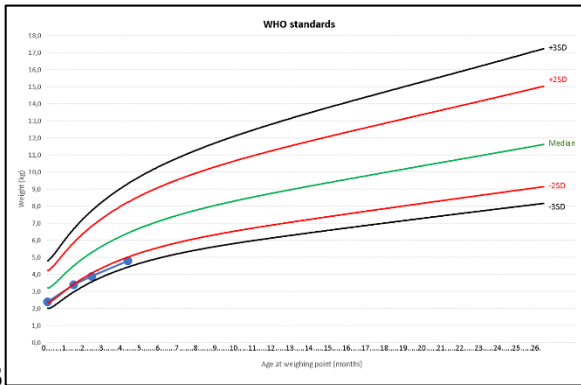
022

Sex	Age (days)	Weight (kg)	WAZ
f	0	2.9	-0.75
	46	3.5	-2.18
	70	4.2	-1.96



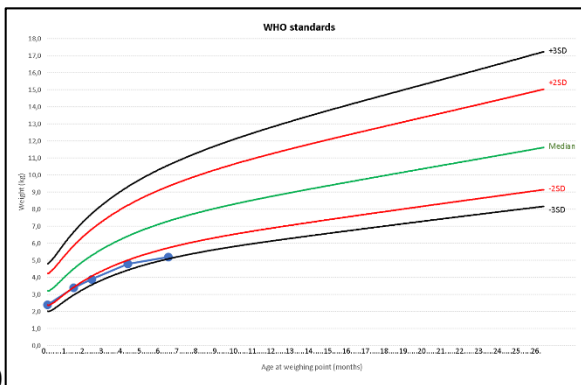
023

Sex	Age (days)	Weight (kg)	WAZ
f	0	2.9	-0.75
	46	3.5	-2.18
	70	4.2	-1.96
	103	4.3	-2.79



028

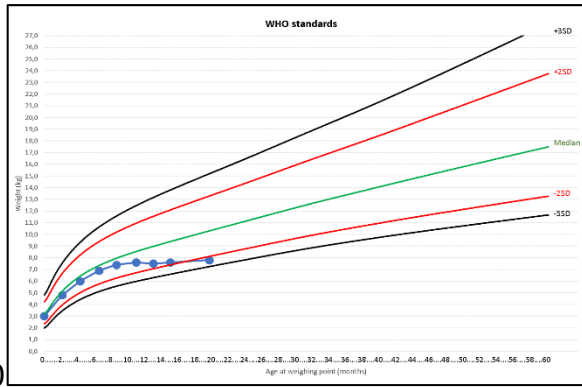
Sex	Age (days)	Weight (kg)	WAZ
f	0	2.4	-1.99
	40	3.4	-2.18
	67	3.9	-2.44
	122	4.8	-2.36



029

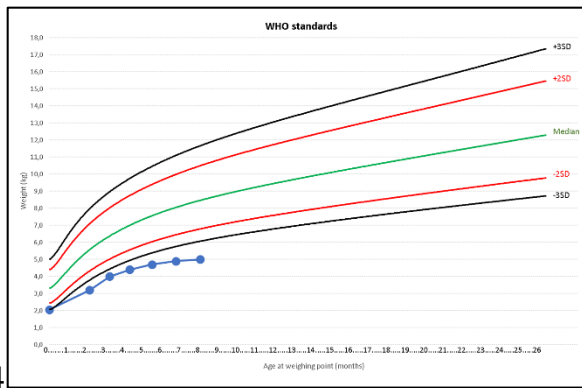
Sex	Age (days)	Weight (kg)	WAZ
f	0	2.4	-1.99
	40	3.4	-2.18
	67	3.9	-2.44
	122	4.8	-2.36
	183	5.2	-2.83

030



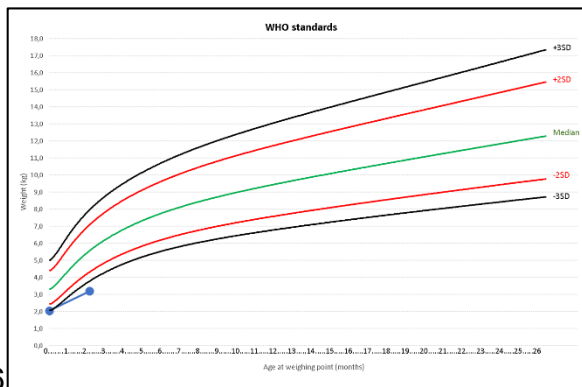
Sex	Age (days)	Weight (kg)	WAZ
f	0	3	-0.52
	61	4.8	-0.51
	122	6	-0.56
	186	6.9	-0.53
	243	7.4	-0.59
	310	7.6	-0.97
	368	7.5	-1.49
	426	7.6	-1.77
557	7.8	-2.36	

034



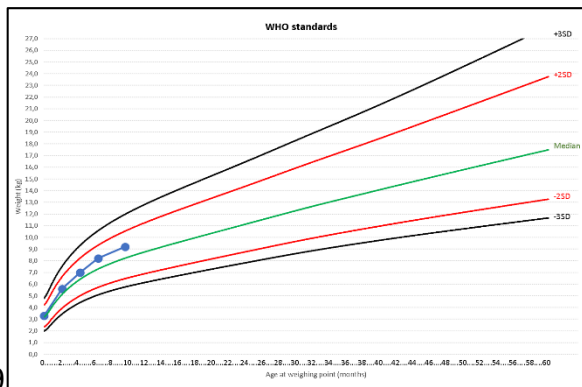
Sex	Age (days)	Weight (kg)	WAZ
m	0	2.05	-3.08
	61	3.2	-4.18
	91	4	-3.77
	122	4.4	-3.9
	155	4.7	-4.08
	192	4.9	-4.25
	228	5	-4.51

036



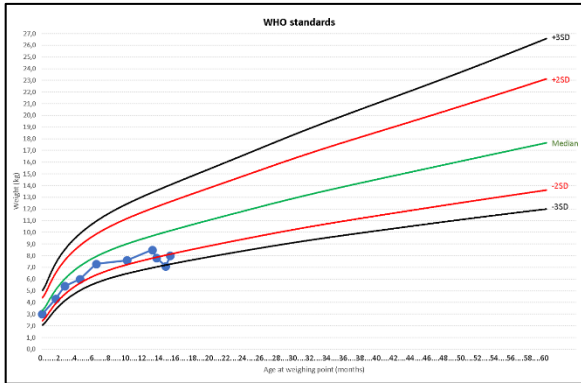
Sex	Age (days)	Weight (kg)	WAZ
m	0	2.05	-3.08
	61	3.2	-4.18

039



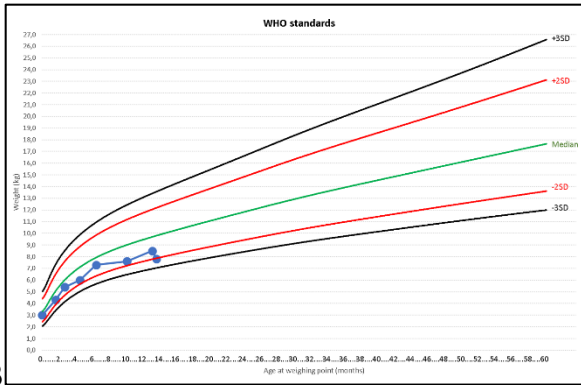
Sex	Age (days)	Weight (kg)	WAZ
f	0	3.3	0.15
	61	5.6	0.67
	122	7	0.69
	183	8.2	0.95
	274	9.2	0.91

041



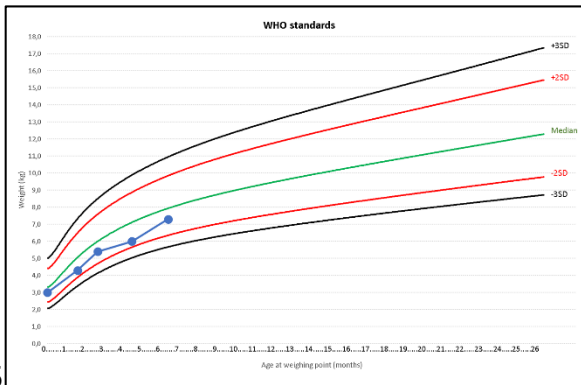
Sex	Age (days)	Weight (kg)	WAZ
m	0	3	-0.73
	46	4.3	-1.27
	76	5.4	-0.94
	128	6	-1.49
	183	7.3	-0.79
	286	7.6	-1.58
	371	8.5	-1.2
	386	7.8	-2.1
	432	8	-2.15

043



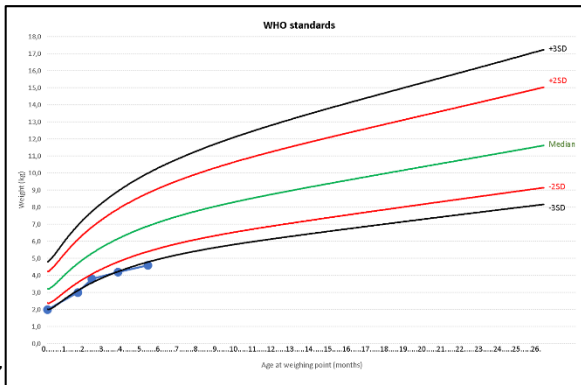
Sex	Age (days)	Weight (kg)	WAZ
m	0	3	-0.73
	46	4.3	-1.27
	76	5.4	-0.94
	128	6	-1.49
	183	7.3	-0.79
	286	7.6	-1.58
	371	8.5	-1.2
	386	7.8	-2.1

045

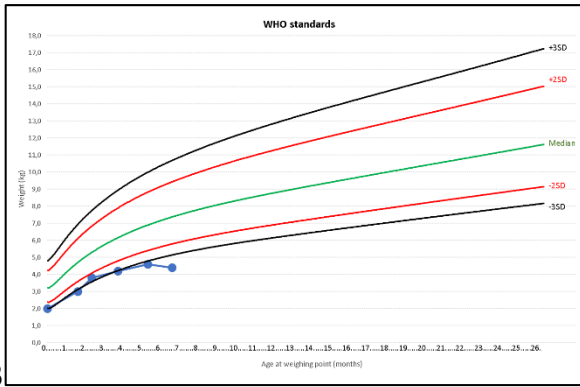


Sex	Age (days)	Weight (kg)	WAZ
m	0	3	-0.73
	46	4.3	-1.27
	76	5.4	-0.94
	128	6	-1.49
	183	7.3	-0.79

047

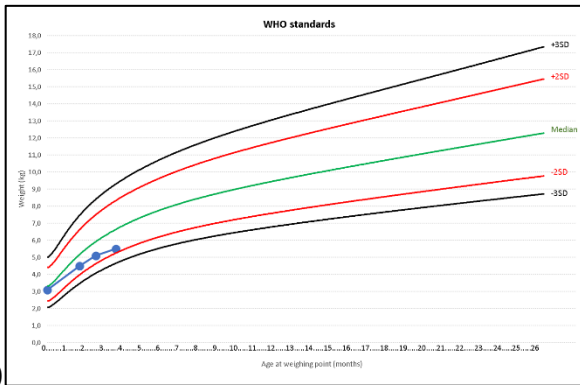


Sex	Age (days)	Weight (kg)	WAZ
f	0	2	-3.09
	46	3	-3.27
	67	3.8	-2.64
	106	4.2	-3.1
	152	4.60	-3.35



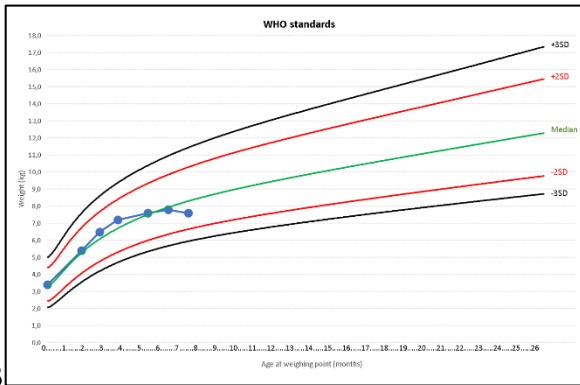
048

Sex	Age (days)	Weight (kg)	WAZ
f	0	2	-3.09
	46	3	-3.27
	67	3.8	-2.64
	106	4.2	-3.1
	152	4.6	-3.35
	189	4.4	-4.14



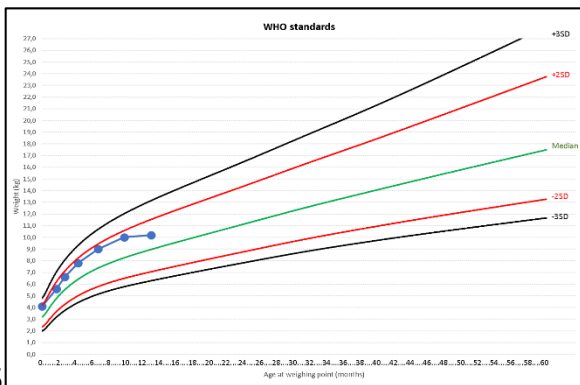
050

Sex	Age (days)	Weight (kg)	WAZ
m	0	3.1	-0.52
	49	4.5	-1.15
	73	5.1	-1.33
	103	5.5	-1.63



053

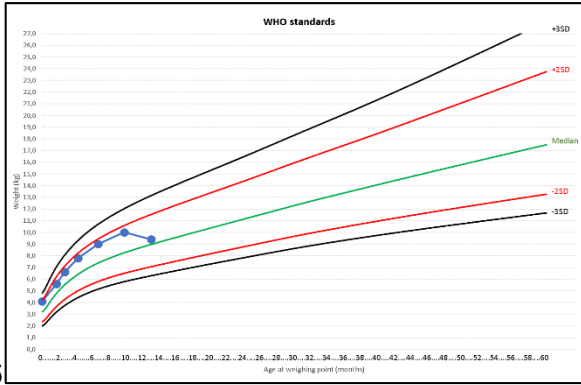
Sex	Age (days)	Weight (kg)	WAZ
m	0	3.4	0.11
	52	5.4	0.17
	79	6.5	0.53
	106	7.2	0.56
	152	7.6	0.06
	183	7.8	-0.18
	213	7.6	-0.81



055

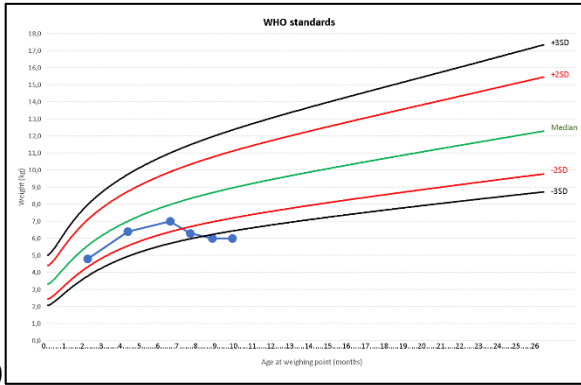
Sex	Age (days)	Weight (kg)	WAZ
f	0	4.1	1.76
	49	5.6	1.14
	76	6.6	1.36
	122	7.8	1.52
	189	9	1.62
	277	10	1.55
	368	10.2	1.02

056



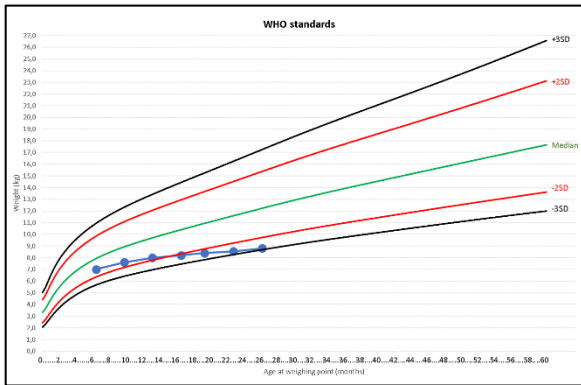
Sex	Age (days)	Weight (kg)	WAZ
f	0	4.1	1.76
	49	5.6	1.14
	76	6.6	1.36
	122	7.8	1.52
	189	9	1.62
	277	10	1.55
	368	9.4	0.37

060



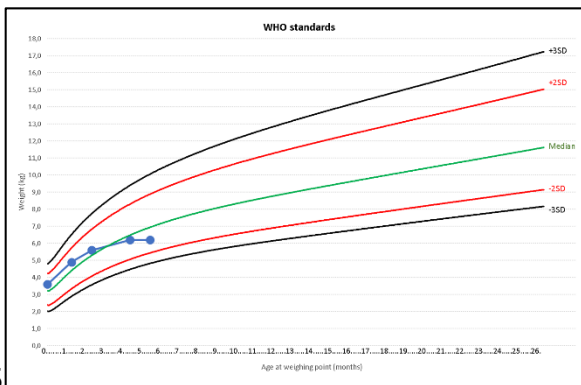
Sex	Age (days)	Weight (kg)	WAZ
m	61	4.8	-1.19
	122	6.4	-0.84
	186	7	-1.2
	216	6.3	-2.56
	249	6	-3.32
	280	6	-3.58

061

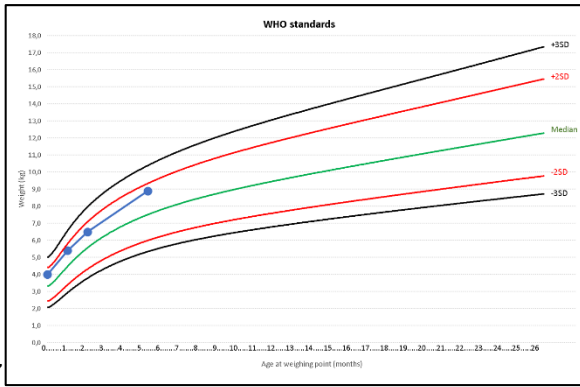


Sex	Age (days)	Weight (kg)	WAZ
m	183	7	-1.17
	277	7.6	-1.48
	371	8	-1.76
	468	8.2	-2.14
	548	8.4	-2.38
	645	8.55	-2.71
	742	8.8	-2.88

065

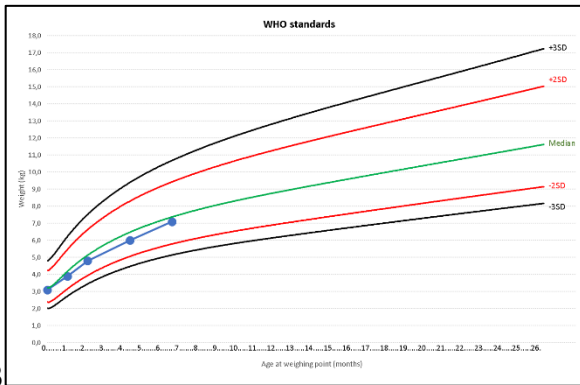


Sex	Age (days)	Weight (kg)	WAZ
f	0	3.6	0.78
	37	4.9	0.78
	67	5.6	0.45
	125	6.2	-0.4
	155	6.2	-0.94



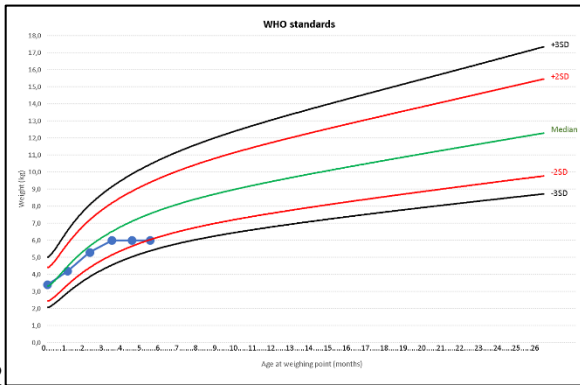
067

Sex	Age (days)	Weight (kg)	WAZ
m	0	4	1.26
	30	5.4	1.27
	61	6.5	1.18
	152	8.9	1.52



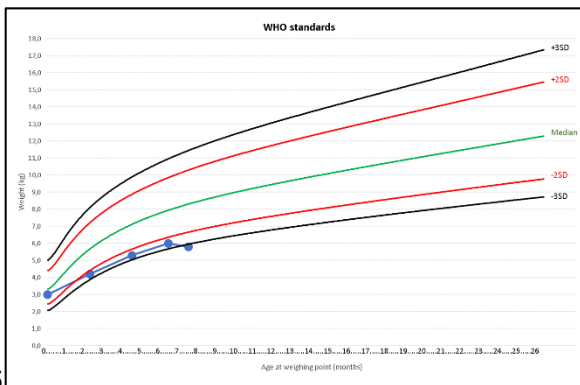
068

Sex	Age (days)	Weight (kg)	WAZ
f	0	3.1	-0.29
	30	3.9	-0.61
	61	4.8	-0.59
	125	6	-0.62
	189	7.1	-0.31



072

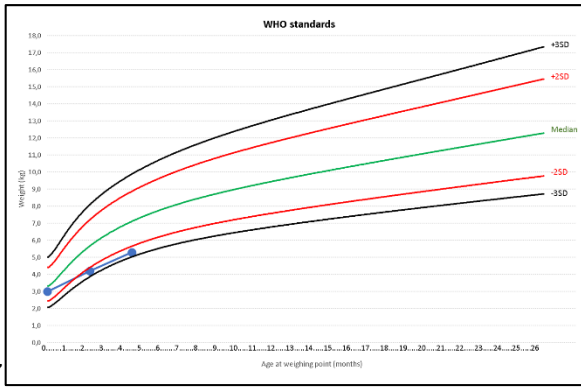
Sex	Age (days)	Weight (kg)	WAZ
m	0	3.4	0.11
	30	4.2	-0.64
	64	5.3	-0.53
	97	6	-0.75
	128	6	-1.49
	155	6	-2.07



076

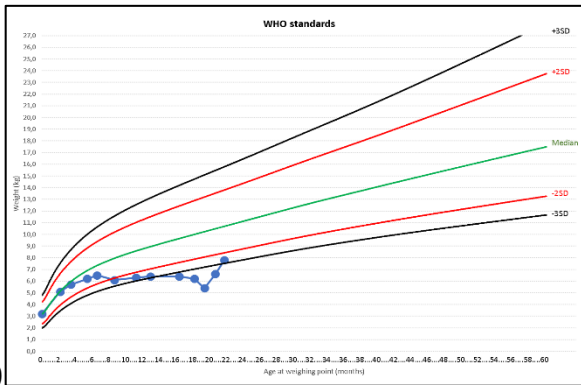
Sex	Age (days)	Weight (kg)	WAZ
m	0	3	-0.52
	64	4.2	-1.65
	128	5.3	-1.69
	183	6	-1.63
	213	5.8	-2.33





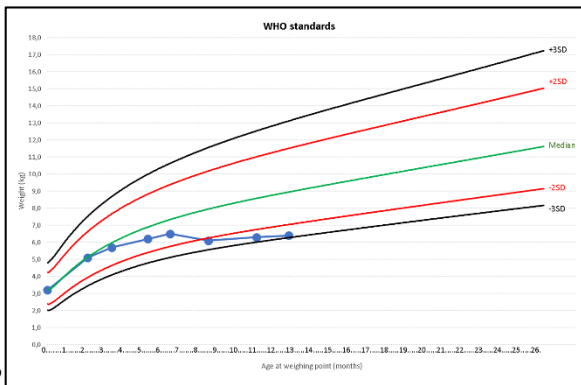
077

Sex	Age (days)	Weight (kg)	WAZ
m	0	3	-0.52
	64	4.2	-1.65
	128	5.3	-1.69



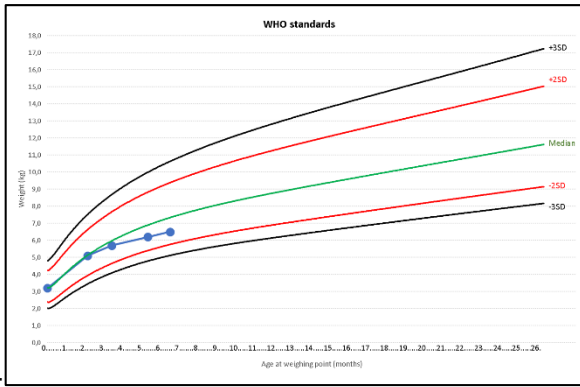
079

Sex	Age (days)	Weight (kg)	WAZ
f	0	3.2	-0.07
	61	5.1	-0.13
	97	5.7	-0.39
	152	6.2	-0.89
	186	6.5	-1.03
	243	6.1	-2.22
	316	6.3	-2.6
	365	6.4	-2.85
	462	6.4	-3.47
	514	6.2	-3.98
	548	5.4	-5.07
	584	6.6	-3.88
614	7.8	-2.68	



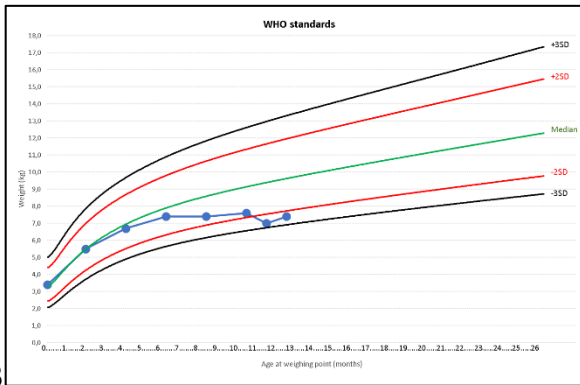
082

Sex	Age (days)	Weight (kg)	WAZ
f	0	3.2	-0.07
	61	5.1	-0.13
	97	5.7	-0.39
	152	6.2	-0.89
	186	6.5	-1.03
	243	6.1	-2.22
	316	6.3	-2.6
365	6.4	-2.85	



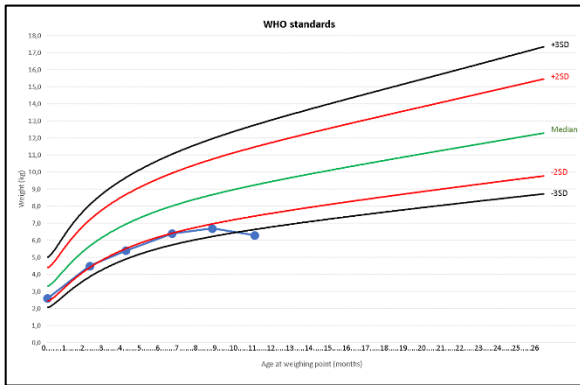
084

Sex	Age (days)	Weight (kg)	WAZ
f	0	3.2	-0.07
	61	5.1	-0.13
	97	5.7	-0.39
	152	6.2	-0.89
	186	6.5	-1.03



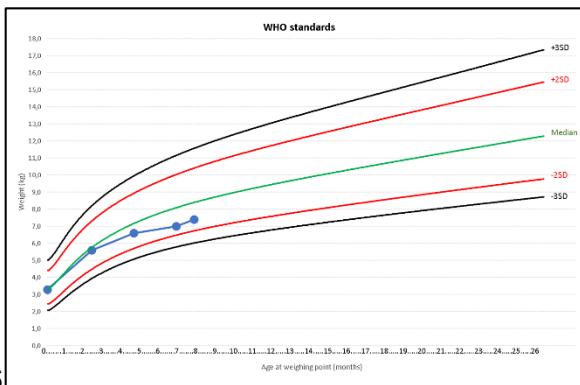
088

Sex	Age (days)	Weight (kg)	WAZ
m	0	3.4	0.11
	58	5.5	-0.01
	119	6.7	-0.35
	179	7.4	-0.61
	240	7.4	-1.38
	301	7.6	-1.7
	332	7	-2.68
	362	7.4	-2.41



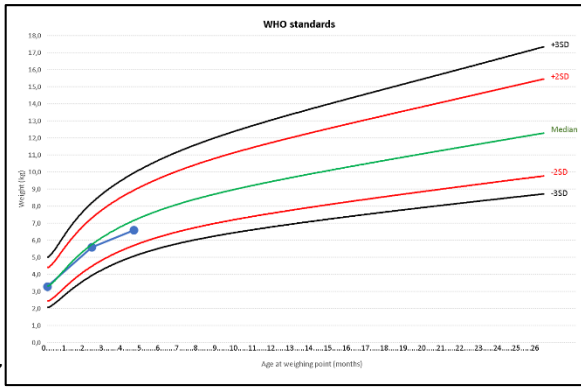
091

Sex	Age (days)	Weight (kg)	WAZ
m	0	2.6	-1.65
	64	4.5	-1.91
	119	5.4	-2.23
	189	6.4	-2.06
	249	6.7	-2.36
	313	6.3	-3.44



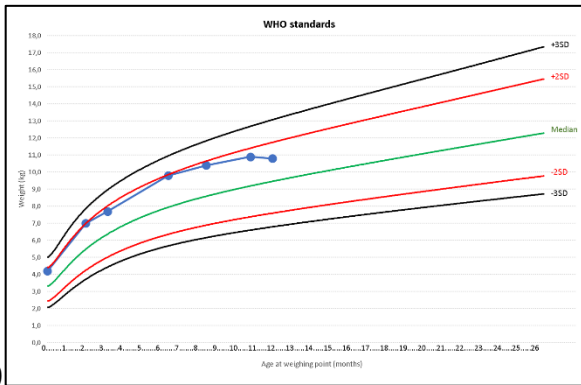
096

Sex	Age (days)	Weight (kg)	WAZ
m	0	3.3	-0.1
	67	5.6	-0.26
	131	6.6	-0.73
	195	7	-1.31
	222	7.4	-1.16



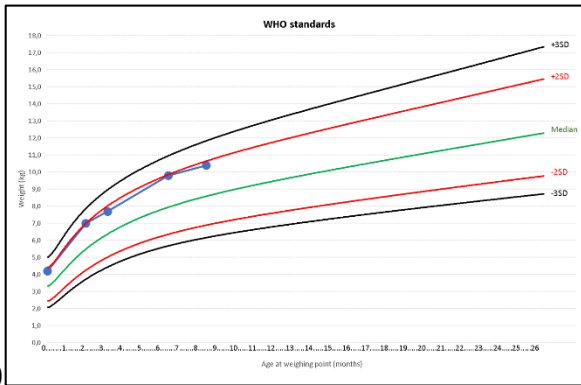
097

Sex	Age (days)	Weight (kg)	WAZ
m	0	3.3	-0.1
	67	5.6	-0.26
	131	6.6	-0.73



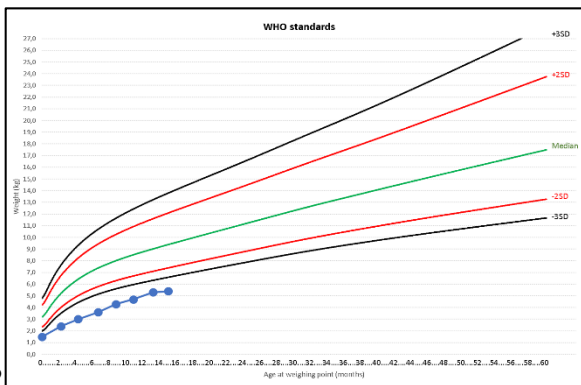
099

Sex	Age (days)	Weight (kg)	WAZ
m	0	4.2	1.62
	58	7	1.93
	91	7.7	1.56
	183	9.8	1.93
	240	10.4	1.75
	307	10.9	1.56
	341	10.8	1.2



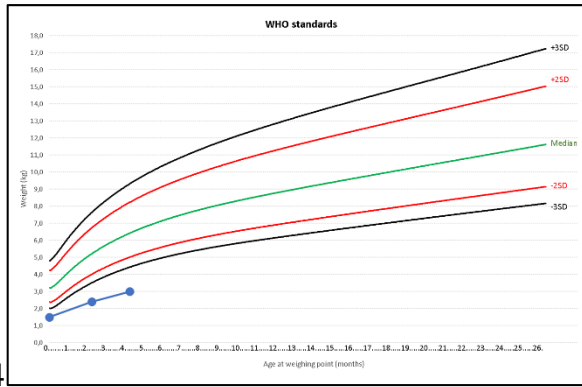
100

Sex	Age (days)	Weight (kg)	WAZ
m	0	4.2	1.62
	58	7	1.93
	91	7.7	1.56
	183	9.8	1.93
	240	10.4	1.75



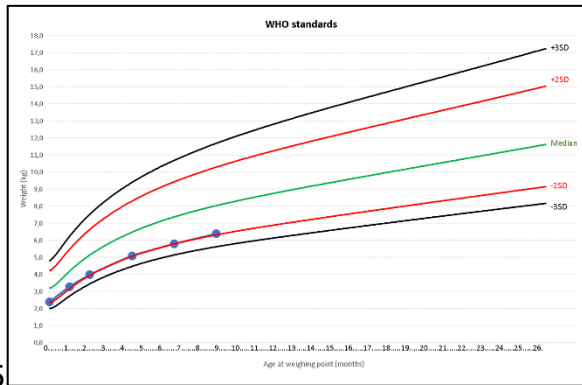
102

Sex	Age (days)	Weight (kg)	WAZ
f	0	1.5	-4.47
	64	2.4	-5.25
	122	3	-5.49
	189	3.6	-5.37
	249	4.3	-4.88
	307	4.7	-4.73
	374	5.3	-4.33
	426	5.4	-4.49



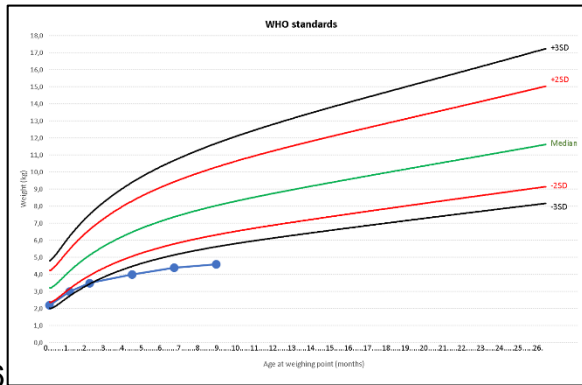
104

Sex	Age (days)	Weight (kg)	WAZ
f	0	1.5	-4.47
	64	2.4	-5.25
	122	3	-5.49



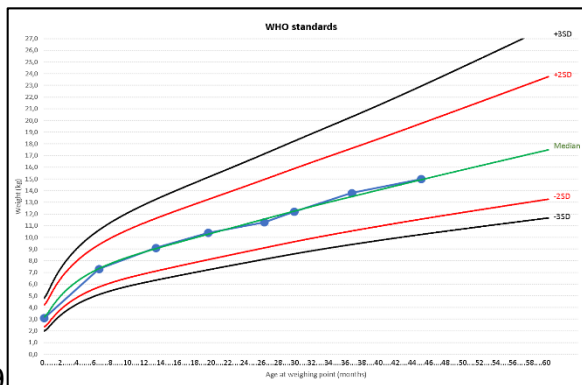
105

Sex	Age (days)	Weight (kg)	WAZ
f	0	2.4	-1.99
	30	3.3	-1.86
	61	4	-1.98
	125	5.1	-1.96
	189	5.8	-1.99
	252	6.4	-1.9



106

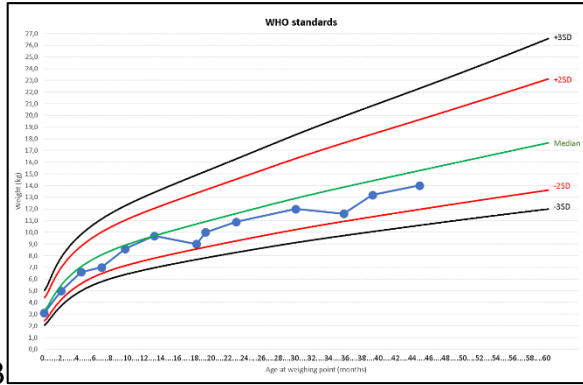
Sex	Age (days)	Weight (kg)	WAZ
f	0	2.2	-2.53
	30	3	-2.53
	61	3.5	-2.98
	125	4	-3.82
	189	4.4	-4.14
	252	4.6	-4.47



109

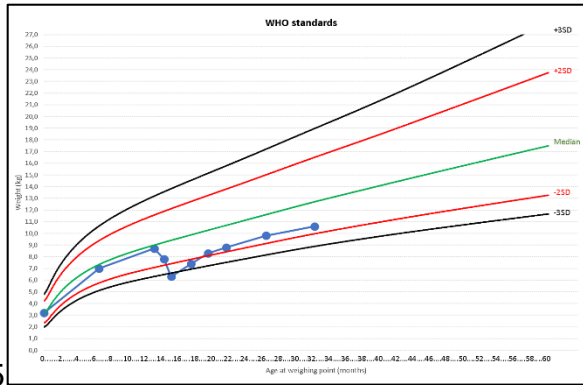
Sex	Age (days)	Weight (kg)	WAZ
f	0	3.1	-0.29
	186	7.3	-0.04
	377	9.1	0.05
	554	10.4	0.1
	742	11.3	-0.2
	843	12.2	-0.04
	1037	13.8	0.17
	1271	15	0.02

113



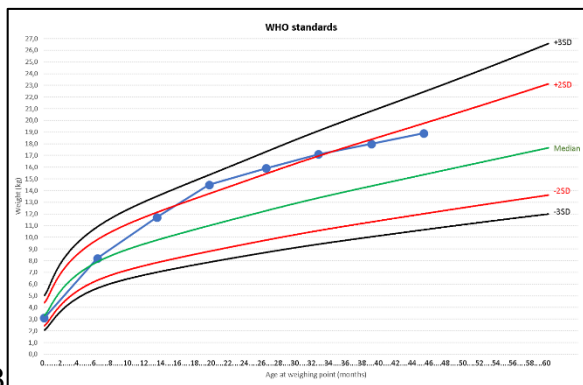
Sex	Age (days)	Weight (kg)	WAZ
m	0	3.1	-0.52
	58	5	-0.82
	125	6.6	-0.64
	195	7	-1.31
	274	8.6	-0.34
	371	9.7	-0.01
	514	9	-1.58
	544	10	-0.8
	648	10.9	-0.57
	849	12	-0.63
	1010	11.6	-1.51
	1107	13.2	-0.73
1265	14	-0.71	

115

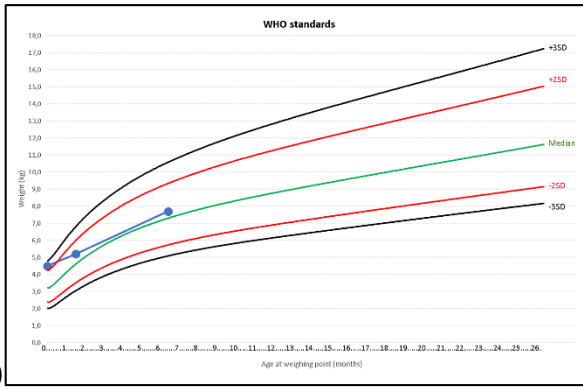


Sex	Age (days)	Weight (kg)	WAZ
f	0	3.2	-0.07
	186	7	-0.41
	371	8.7	-0.29
	405	7.8	-1.41
	429	6.3	-3.39
	496	7.4	-2.45
	554	8.3	-1.8
	614	8.8	-1.63
	748	9.8	-1.4
	913	10.6	-1.49

118



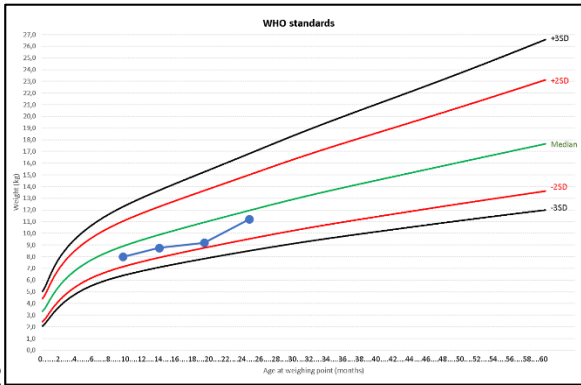
Sex	Age (days)	Weight (kg)	WAZ
m	0	3.1	-0.52
	179	8.2	0.31
	380	11.7	1.66
	557	14.5	2.47
	748	15.9	2.24
	925	17.1	2.06
	1104	18	1.82
	1281	18.9	1.64



120

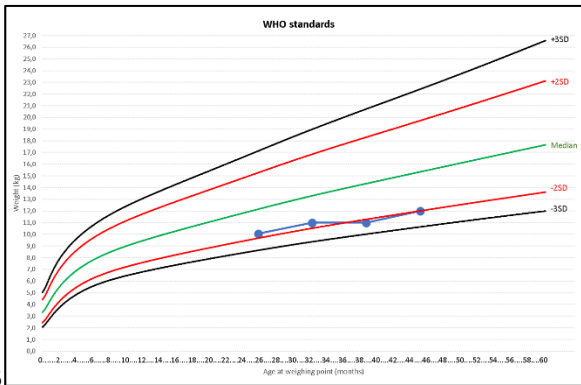
Sex	Age (days)	Weight (kg)	WAZ
f	0	4.5	2.49
	43	5.2	0.81
	183	7.7	0.42

## SURVEY B



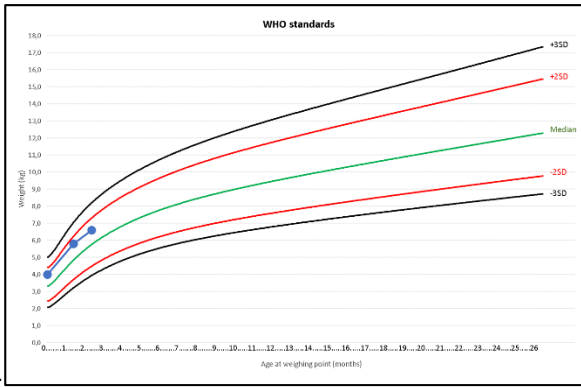
002

Sex	Age (days)	Weight (kg)	WAZ
m	274	8.00	-0.98
	395	8.75	-1.10
	548	9.20	-1.55
	700	11.20	-0.58



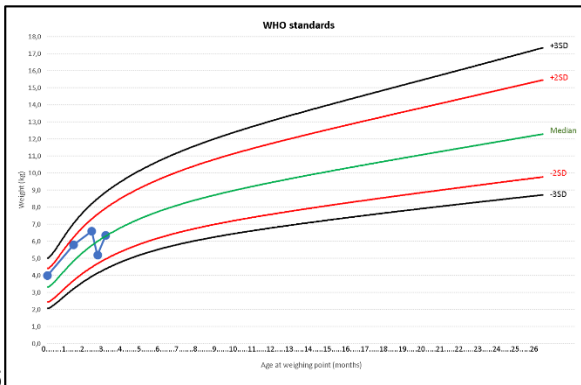
013

Sex	Age (days)	Weight (kg)	WAZ
m	730	10.05	-1.67
	913	11.00	-1.62
	1095	11.00	-2.21
	1278	12.00	-2.01



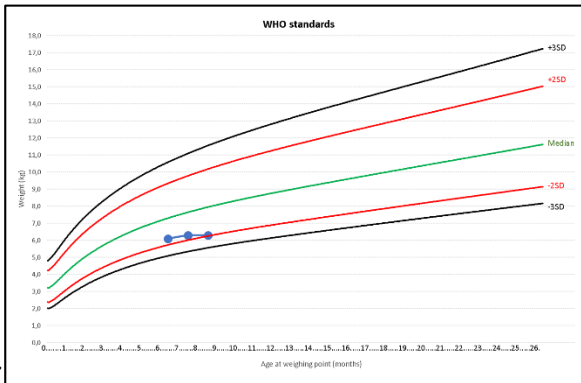
014

Sex	Age (days)	Weight (kg)	WAZ
m	0	4	1.26
	40	5.8	1.28
	67	6.6	1.03



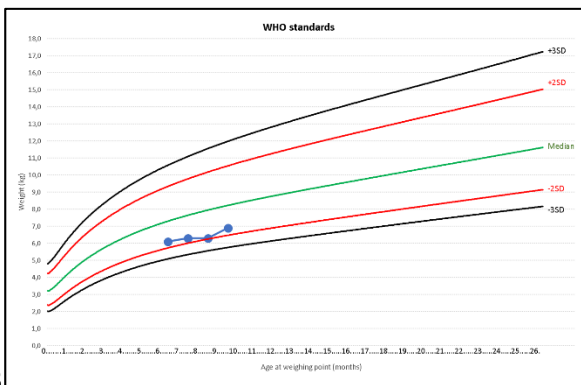
016

Sex	Age (days)	Weight (kg)	WAZ
m	0	4	1.26
	40	5.8	1.28
	67	6.6	1.03
	76	5.2	-1.21
	88	6.35	-0.03



017

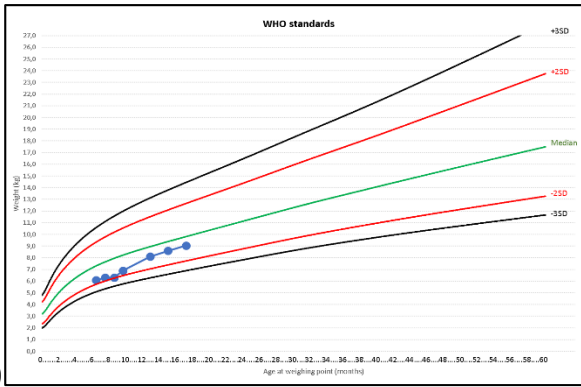
Sex	Age (days)	Weight (kg)	WAZ
f	183	6.1	-1.48
	213	6.3	-1.61
	243	6.3	-1.94



018

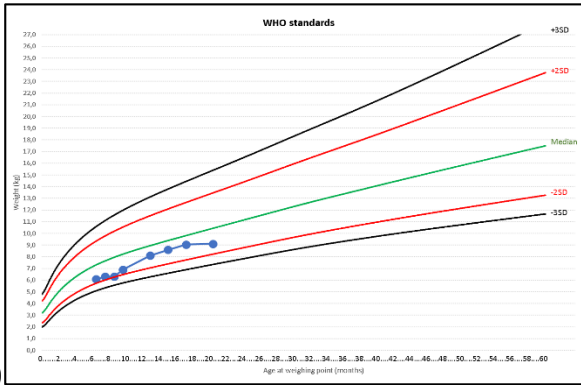
Sex	Age (days)	Weight (kg)	WAZ
f	183	6.1	-1.48
	213	6.3	-1.61
	243	6.3	-1.94
	274	6.9	-1.46

019



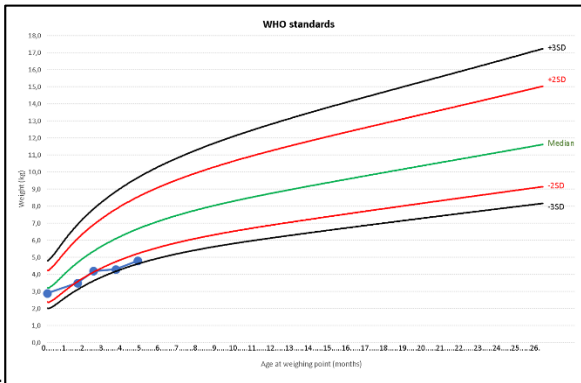
Sex	Age (days)	Weight (kg)	WAZ
f	183	6.1	-1.48
	213	6.3	-1.61
	243	6.3	-1.94
	274	6.9	-1.46
	365	8.1	-0.83
	426	8.6	-0.72
	487	9.05	-0.66

020



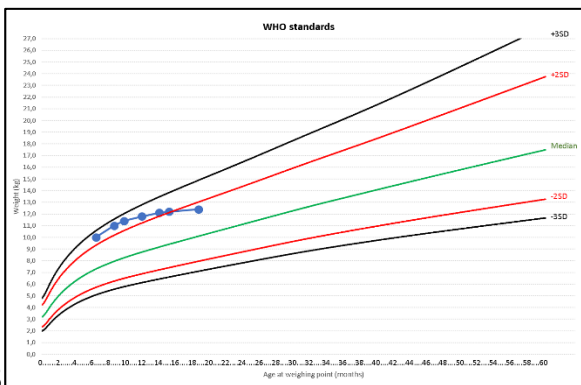
Sex	Age (days)	Weight (kg)	WAZ
f	183	6.1	-1.48
	213	6.3	-1.61
	243	6.3	-1.94
	274	6.9	-1.46
	365	8.1	-0.83
	426	8.6	-0.72
	487	9.05	-0.66
	578	9.1	-1.14

024



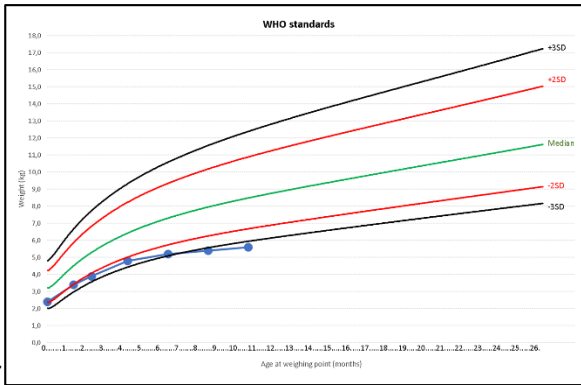
Sex	Age (days)	Weight (kg)	WAZ
f	0	2.9	-0.75
	46	3.5	-2.18
	70	4.2	-1.96
	103	4.3	-2.79
	137	4.8	-2.72

025



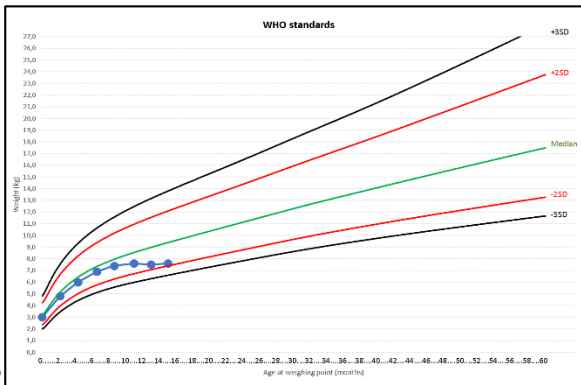
Sex	Age (days)	Weight (kg)	WAZ
f	183	10	2.55
	243	11	2.61
	277	11.4	2.58
	338	11.8	2.37
	395	12.1	2.18
	429	12.2	2.04
	529	12.4	1.62





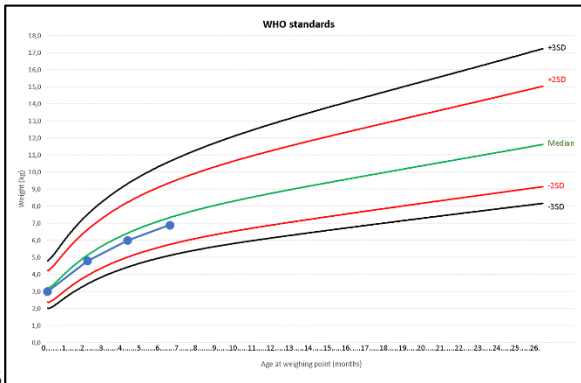
027

Sex	Age (days)	Weight (kg)	WAZ
f	0	2.4	-1.99
	40	3.4	-2.18
	67	3.9	-2.44
	122	4.8	-2.36
	183	5.2	-2.83
	243	5.4	-3.24
	304	5.6	-3.47



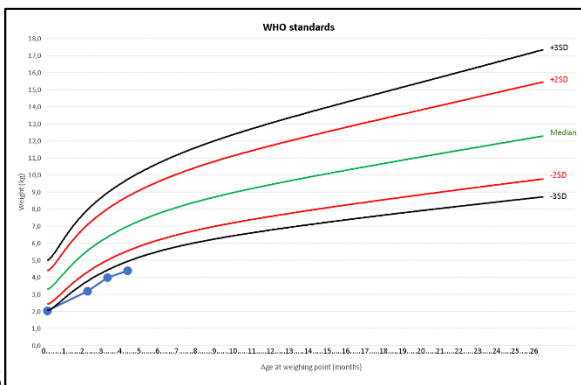
032

Sex	Age (days)	Weight (kg)	WAZ
f	0	3	-0.52
	61	4.8	-0.51
	122	6	-0.56
	186	6.9	-0.53
	243	7.4	-0.59
	310	7.6	-0.97
	368	7.5	-1.49
	426	7.6	-1.77



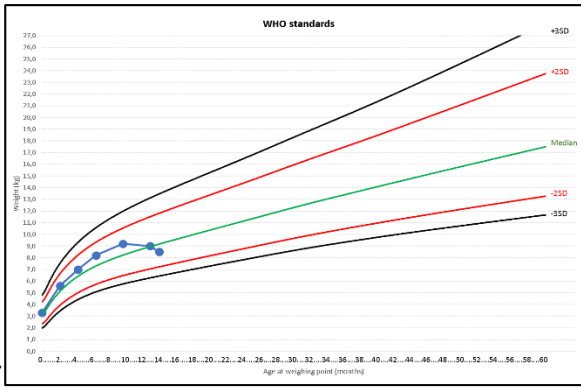
033

Sex	Age (days)	Weight (kg)	WAZ
f	0	3	-0.52
	61	4.8	-0.51
	122	6	-0.56
	186	6.9	-0.53



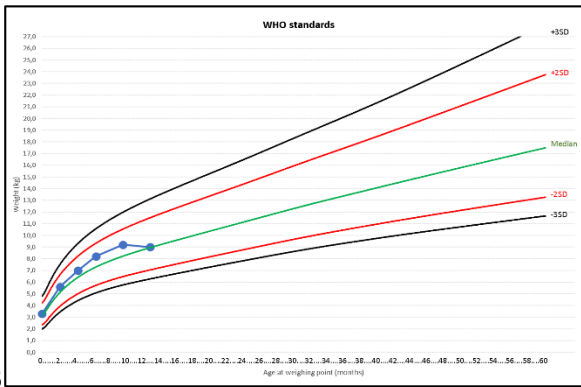
035

Sex	Age (days)	Weight (kg)	WAZ
m	0	2.05	-3.08
	61	3.2	-4.18
	91	4	-3.77
	122	4.4	-3.9



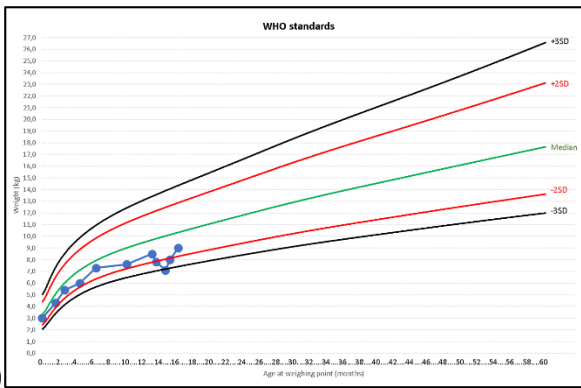
037

Sex	Age (days)	Weight (kg)	WAZ
f	0	3.3	0.15
	61	5.6	0.67
	122	7	0.69
	183	8.2	0.95
	274	9.2	0.91
	365	9	0.04
	395	8.5	-0.64



038

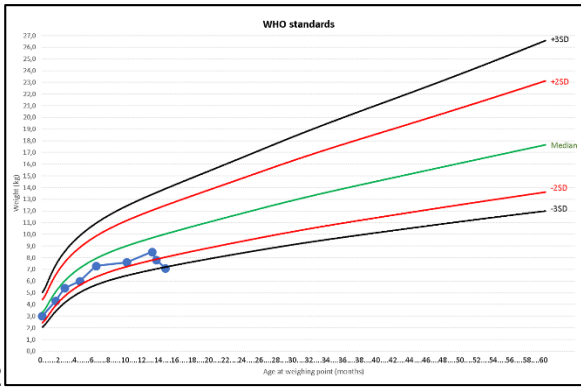
Sex	Age (days)	Weight (kg)	WAZ
f	0	3.3	0.15
	61	5.6	0.67
	122	7	0.69
	183	8.2	0.95
	274	9.2	0.91
	365	9	0.04



040

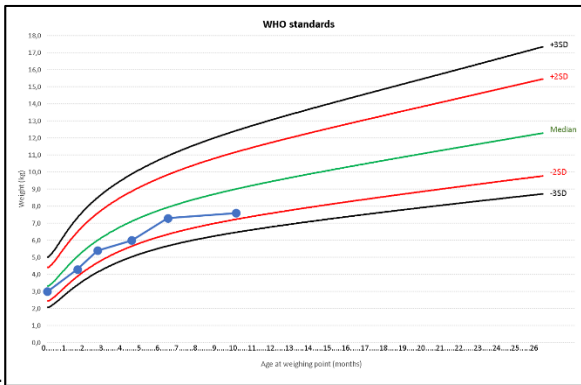
Sex	Age (days)	Weight (kg)	WAZ
m	0	3	-0.73
	46	4.3	-1.27
	76	5.4	-0.94
	128	6	-1.49
	183	7.3	-0.79
	286	7.6	-1.58
	371	8.5	-1.2
	386	7.8	-2.1
	417	7.1	-3.13
	432	8	-2.15
	459	9	-1.26

042



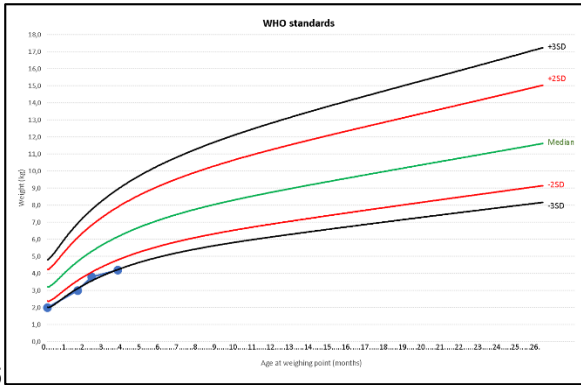
Sex	Age (days)	Weight (kg)	WAZ
m	0	3	-0.73
	46	4.3	-1.27
	76	5.4	-0.94
	128	6	-1.49
	183	7.3	-0.79
	286	7.6	-1.58
	371	8.5	-1.2
	417	7.1	-3.13

044



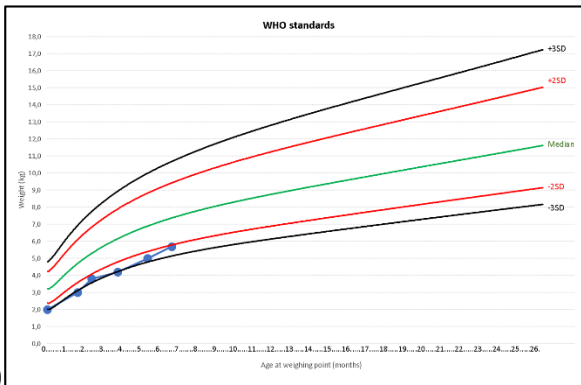
Sex	Age (days)	Weight (kg)	WAZ
m	0	3	-0.73
	46	4.3	-1.27
	76	5.4	-0.94
	128	6	-1.49
	183	7.3	-0.79
	286	7.6	-1.58

046

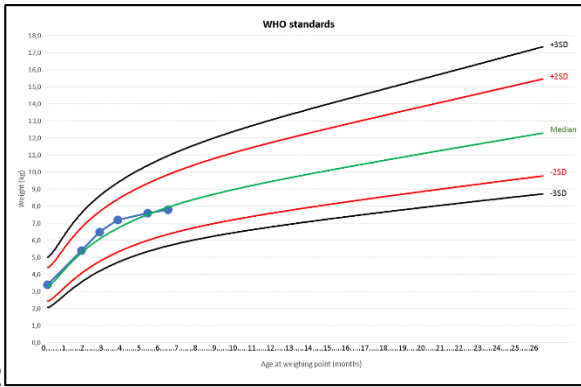


Sex	Age (days)	Weight (kg)	WAZ
f	0	2	-3.09
	46	3	-3.27
	67	3.8	-2.64
	106	4.2	-3.1

049

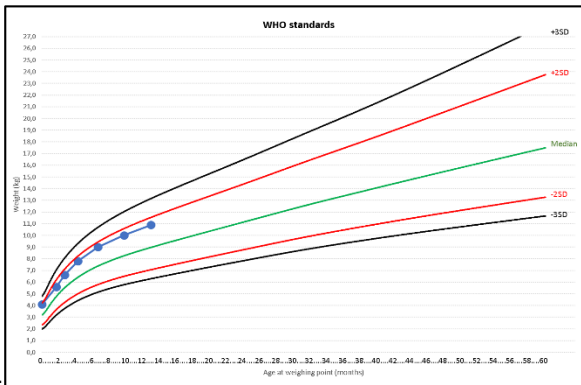


Sex	Age (days)	Weight (kg)	WAZ
f	0	2	-3.09
	46	3	-3.27
	67	3.8	-2.64
	106	4.2	-3.1
	152	5	-2.69
	189	5.7	-2.13



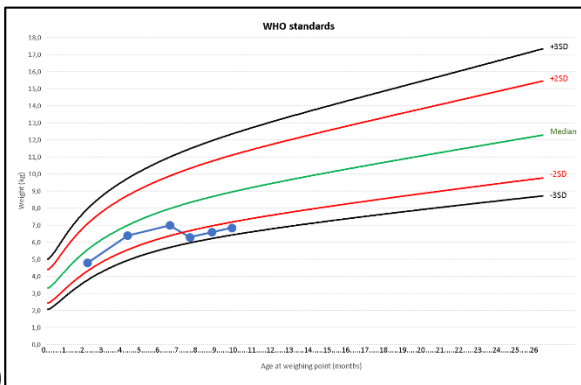
052

Sex	Age (days)	Weight (kg)	WAZ
m	0	3.4	0.11
	52	5.4	0.17
	79	6.5	0.53
	106	7.2	0.56
	152	7.6	0.06
	183	7.8	-0.18



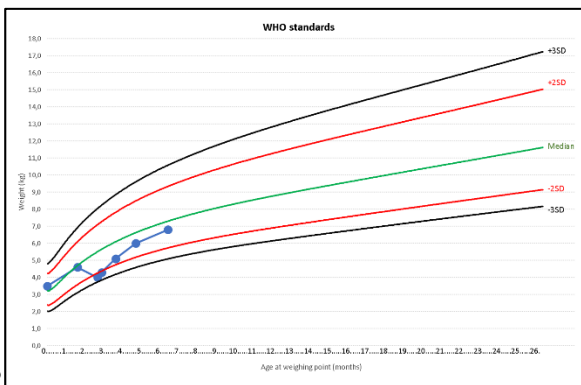
054

Sex	Age (days)	Weight (kg)	WAZ
f	0	4.1	1.76
	49	5.6	1.14
	76	6.6	1.36
	122	7.8	1.52
	189	9	1.62
	277	10	1.55
	368	10.9	1.55



059

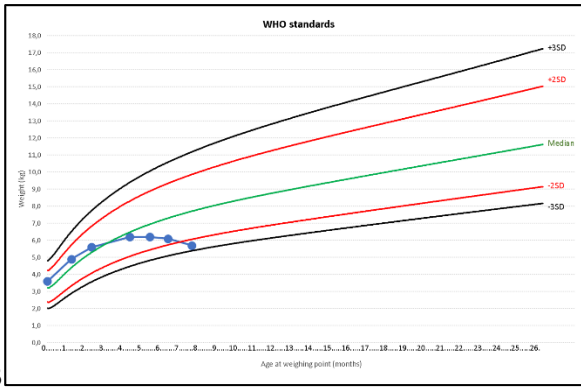
Sex	Age (days)	Weight (kg)	WAZ
m	61	4.8	-1.19
	122	6.4	-0.84
	186	7	-1.2
	216	6.3	-2.56
	249	6.6	-2.49
	280	6.85	-2.45



062

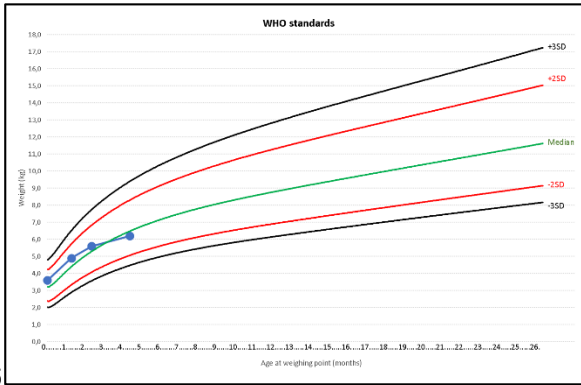
Sex	Age (days)	Weight (kg)	WAZ
f	0	3.5	0.57
	46	4.6	-0.17
	76	4	-2.54
	82	4.3	-2.22
	103	5.1	-1.43
	134	6	-0.8
	183	6.8	-0.58

063



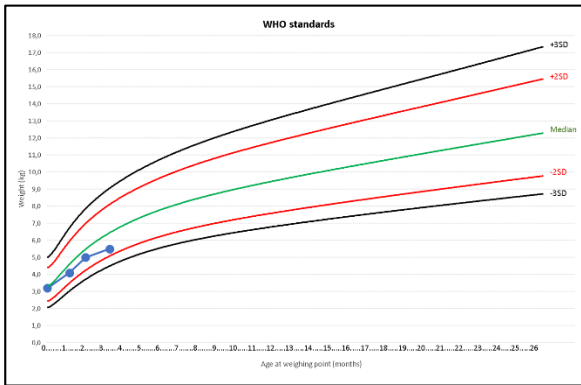
Sex	Age (days)	Weight (kg)	WAZ
f	0	3.6	0.78
	37	4.9	0.78
	67	5.6	0.45
	125	6.2	-0.4
	155	6.2	-0.94
	183	6.1	-1.51
	219	5.7	-2.54

066



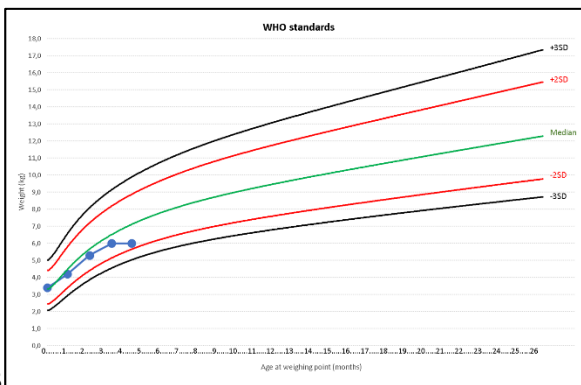
Sex	Age (days)	Weight (kg)	WAZ
f	0	3.6	0.78
	37	4.9	0.78
	67	5.6	0.45
	125	6.2	-0.4

071

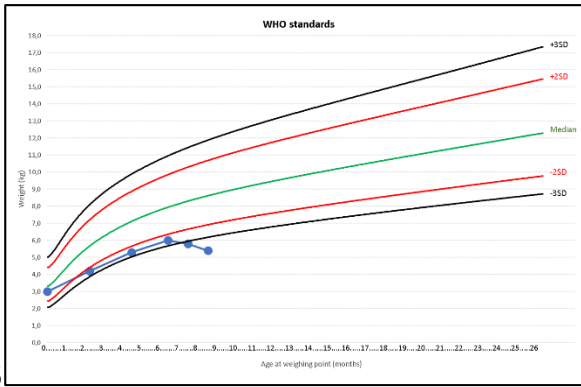


Sex	Age (days)	Weight (kg)	WAZ
m	0	3.2	-0.3
	33	4.1	-0.89
	58	5	-0.82
	94	5.5	-1.36

073

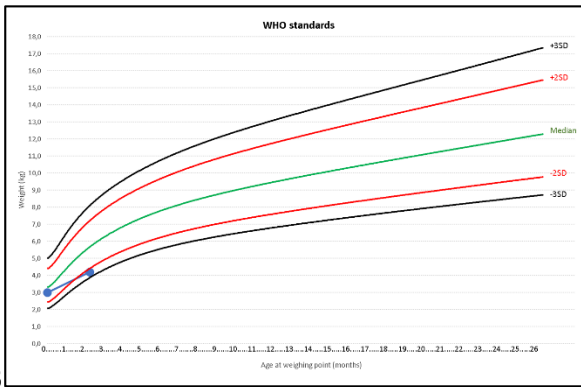


Sex	Age (days)	Weight (kg)	WAZ
m	0	3.4	0.11
	30	4.2	-0.64
	64	5.3	-0.53
	97	6	-0.75
	128	6	-1.49



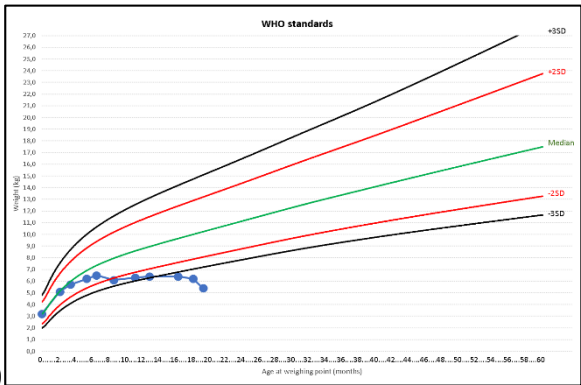
075

Sex	Age (days)	Weight (kg)	WAZ
m	0	3	-0.52
	64	4.2	-1.65
	128	5.3	-1.69
	183	6	-1.63
	213	5.8	-2.33
	243	5.4	-3.24



078

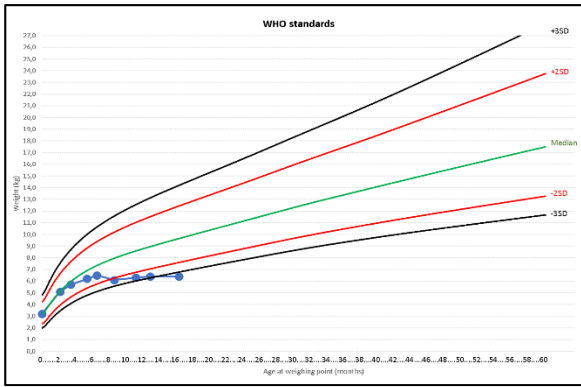
Sex	Age (days)	Weight (kg)	WAZ
m	0	3	-0.52
	64	4.2	-1.65



080

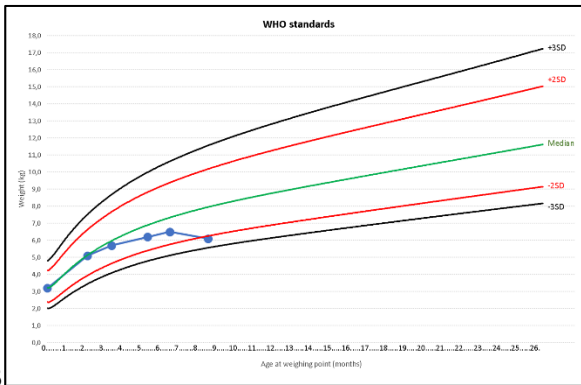
Sex	Age (days)	Weight (kg)	WAZ
f	0	3.2	-0.07
	61	5.1	-0.13
	97	5.7	-0.39
	152	6.2	-0.89
	186	6.5	-1.03
	243	6.1	-2.22
	316	6.3	-2.6
	365	6.4	-2.85
	462	6.4	-3.47
	514	6.2	-3.98
	548	5.4	-5.07

081



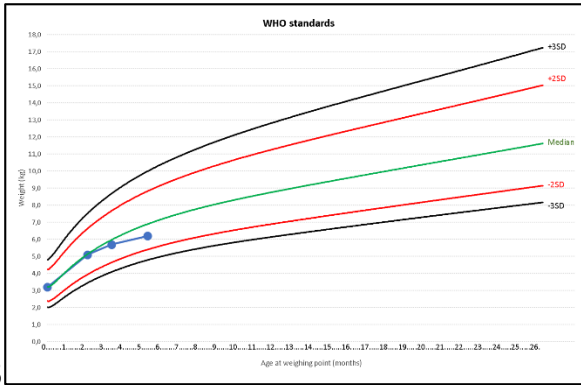
Sex	Age (days)	Weight (kg)	WAZ
f	0	3.2	-0.07
	61	5.1	-0.13
	97	5.7	-0.39
	152	6.2	-0.89
	186	6.5	-1.03
	243	6.1	-2.22
	316	6.3	-2.6
	462	6.4	-3.47

083



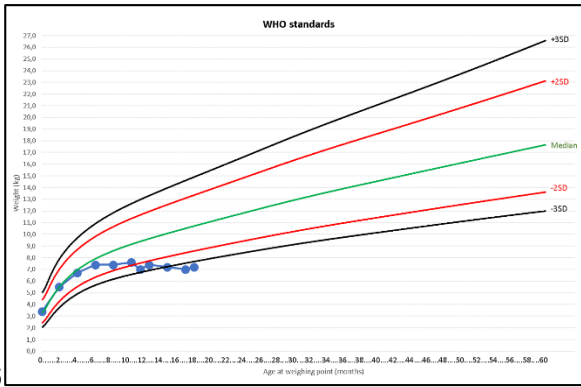
Sex	Age (days)	Weight (kg)	WAZ
f	0	3.2	-0.07
	61	5.1	-0.13
	97	5.7	-0.39
	152	6.2	-0.89
	243	6.1	-2.22

085



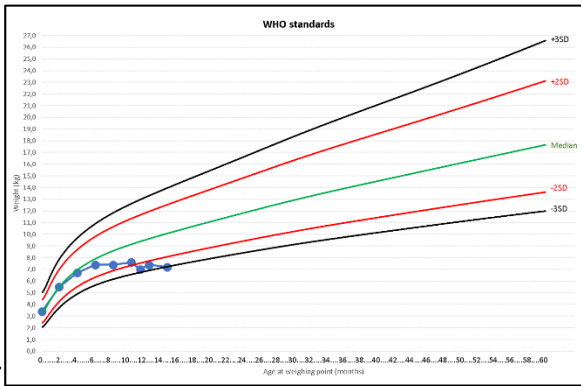
Sex	Age (days)	Weight (kg)	WAZ
f	0	3.2	-0.07
	61	5.1	-0.13
	97	5.7	-0.39
	152	6.2	-0.89

086



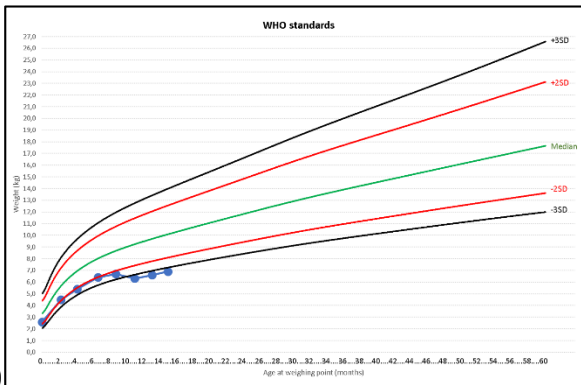
Sex	Age (days)	Weight (kg)	WAZ
m	0	3.4	0.11
	58	5.5	-0.01
	119	6.7	-0.35
	179	7.4	-0.61
	240	7.4	-1.38
	301	7.6	-1.7
	332	7	-2.68
	362	7.4	-2.41
	423	7.2	-3.04
	484	7	-3.6
514	7.2	-3.53	

087



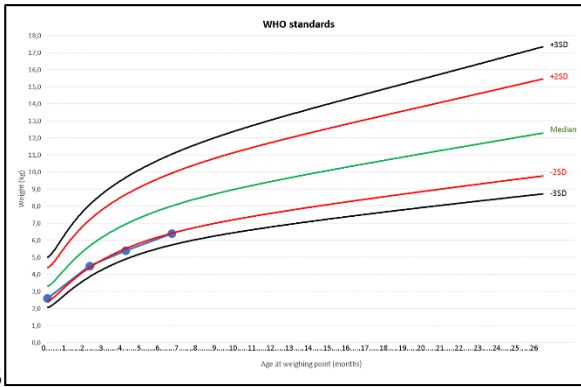
Sex	Age (days)	Weight (kg)	WAZ
m	0	3.4	0.11
	58	5.5	-0.01
	119	6.7	-0.35
	179	7.4	-0.61
	240	7.4	-1.38
	301	7.6	-1.7
	332	7	-2.68
	362	7.4	-2.41
	423	7.2	-3.04

090



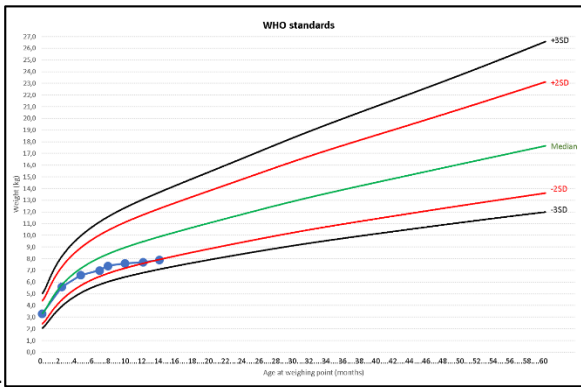
Sex	Age (days)	Weight (kg)	WAZ
m	0	2.6	-1.65
	64	4.5	-1.91
	119	5.4	-2.23
	189	6.4	-2.06
	249	6.7	-2.36
	313	6.3	-3.44
	371	6.6	-3.45
	426	6.9	-3.42





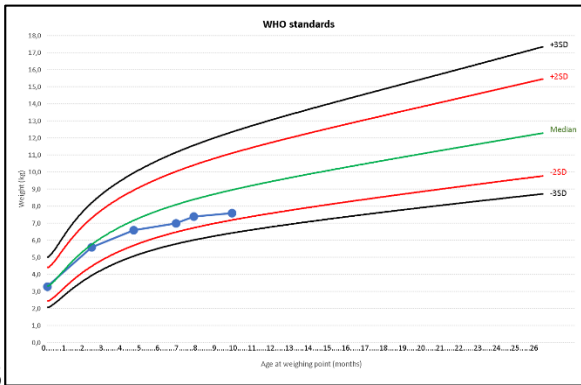
093

Sex	Age (days)	Weight (kg)	WAZ
m	0	2.6	-1.65
	64	4.5	-1.91
	119	5.4	-2.23
	189	6.4	-2.06



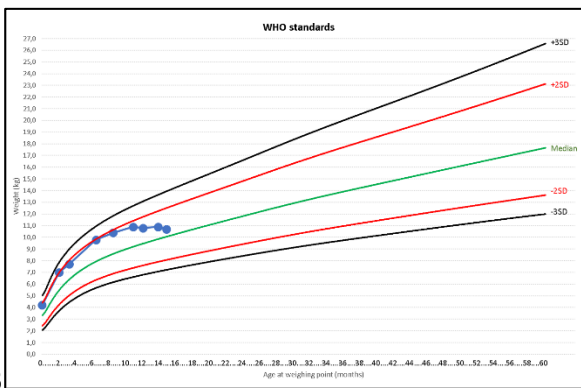
094

Sex	Age (days)	Weight (kg)	WAZ
m	0	3.3	-0.1
	67	5.6	-0.26
	131	6.6	-0.73
	195	7	-1.31
	222	7.4	-1.16
	280	7.6	-1.51
	395	7.9	-2.03



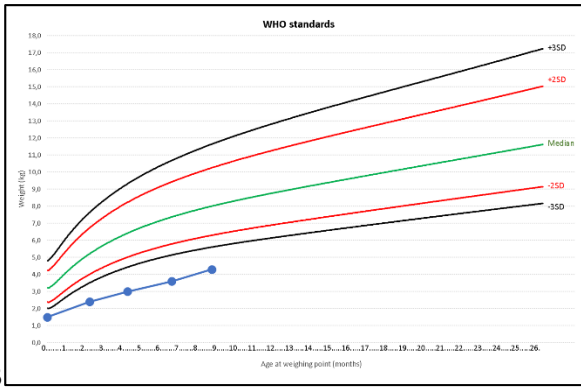
095

Sex	Age (days)	Weight (kg)	WAZ
m	0	3.3	-0.1
	67	5.6	-0.26
	131	6.6	-0.73
	195	7	-1.31
	280	7.6	-1.51



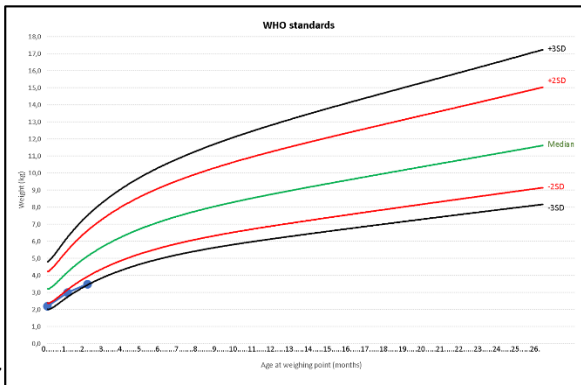
098

Sex	Age (days)	Weight (kg)	WAZ
m	0	4.2	1.62
	58	7	1.93
	91	7.7	1.56
	183	9.8	1.93
	240	10.4	1.75
	307	10.9	1.56
	341	10.8	1.2
	392	10.9	0.92
420	10.7	0.56	



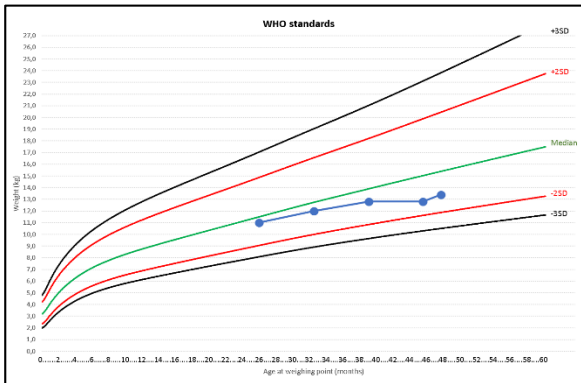
103

Sex	Age (days)	Weight (kg)	WAZ
f	0	1.5	-4.47
	64	2.4	-5.25
	122	3	-5.49
	189	3.6	-5.37
	249	4.3	-4.88



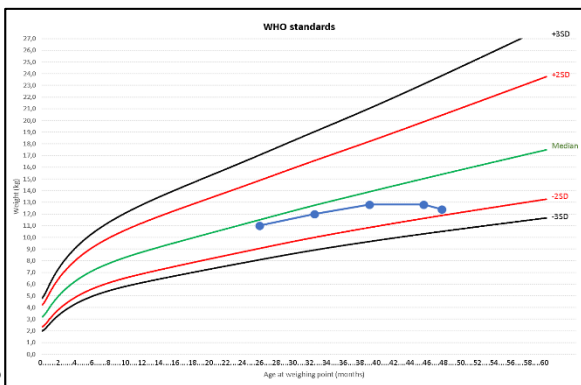
107

Sex	Age (days)	Weight (kg)	WAZ
f	0	2.2	-2.53
	30	3	-2.53
	61	3.5	-2.98



111

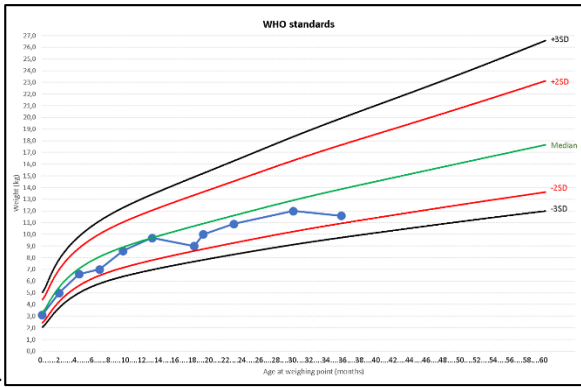
Sex	Age (days)	Weight (kg)	WAZ
f	733	11	-0.36
	919	12	-0.49
	1104	12.8	-0.66
	1287	12.8	-1.24
	1347	13.4	-1.05



112

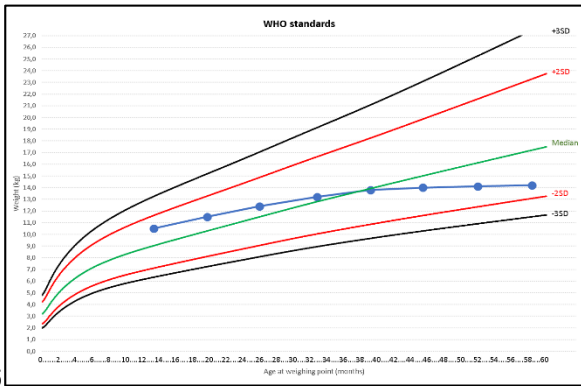
Sex	Age (days)	Weight (kg)	WAZ
f	733	11	-0.36
	919	12	-0.49
	1104	12.8	-0.66
	1287	12.8	-1.24
	1347	12.4	-1.66

114



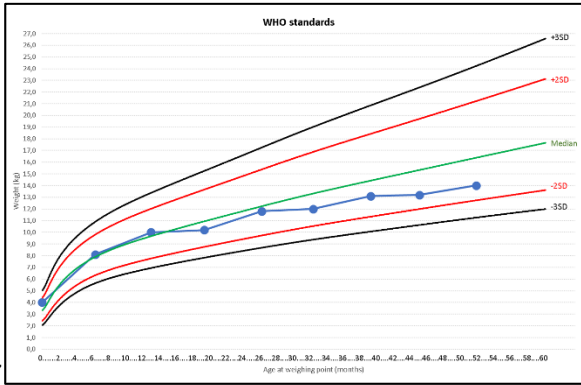
Sex	Age (days)	Weight (kg)	WAZ
m	0	3.1	-0.52
	58	5	-0.82
	125	6.6	-0.64
	195	7	-1.31
	274	8.6	-0.34
	371	9.7	-0.01
	514	9	-1.58
	544	10	-0.8
	648	10.9	-0.57
	849	12	-0.63
1010	11.6	-1.51	

116

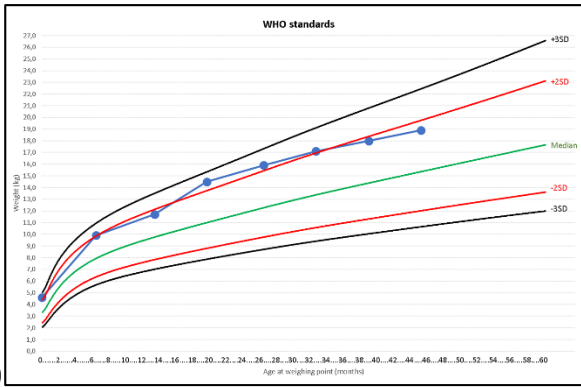


Sex	Age (days)	Weight (kg)	WAZ
f	377	10.5	1.19
	557	11.5	0.87
	733	12.4	0.6
	928	13.2	0.23
	1107	13.8	-0.07
	1284	14	-0.53
	1469	14.1	-0.99
	1652	14.2	-1.39

117



Sex	Age (days)	Weight (kg)	WAZ
m	0	4	1.26
	179	8.1	0.21
	368	10	0.29
	548	10.2	-0.63
	742	11.8	-0.32
	916	12	-0.89
	1110	13.1	-0.8
	1274	13.2	-1.22
	1466	14	-1.25



Sex	Age (days)	Weight (kg)	WAZ
m	0	4.6	2.3
	183	9.9	2.01
	380	11.7	1.66
	557	14.5	2.47
	748	15.9	2.24
	925	17.1	2.06
	1104	18	1.82
	1281	18.9	1.64