

**Temperature associated morphological changes in an
African arid-zone ground squirrel**

Journal:	<i>Journal of Mammalogy</i>
Manuscript ID	JMAMM-2022-017.R1
Manuscript Type:	Feature Article
Date Submitted by the Author:	n/a
Complete List of Authors:	Warrington, Miyako; University of Manitoba Faculty of Science, Department of Biological Sciences Waterman, Jane; University of Manitoba, Biological Sciences; University of Manitoba
Keywords:	Allen's rule, Bergmann's rule, climate change, rodent, sciurid, shape-shifting, <i>Xerus inauris</i>

SCHOLARONE™
Manuscripts

1 Running header: Squirrel morphology change

2 **Temperature associated morphological changes in an African arid-zone ground squirrel**

3 Miyako H. Warrington¹, Jane Waterman^{1,2*}

4 ¹Department of Biological Sciences, University of Manitoba, Winnipeg, MB, Canada

5 ²Mammal Research Institute, Department of Zoology and Entomology, University of

6 Pretoria, Pretoria, South Africa

7 * Correspondence: J. M. Waterman, Department of Biological Sciences, University of
8 Manitoba, 50 Sifton Road, Winnipeg, MB R3T 2N2, Canada. E-mail address:
9 jane.waterman@umanitoba.ca (J. M. Waterman).

ABSTRACT

10
11 The ecology, life histories, and physiology of many animals are changing in response to
12 human-induced climate change. As the Earth warms, an animal's ability to thermoregulate
13 becomes ecologically and physiologically significant. Morphological adaptations to warmer
14 temperatures include larger appendages and smaller bodies. We examined morphological
15 features in a ground squirrel, *Xerus inauris*, living in the arid zones of South Africa, to
16 examine whether squirrels have responded to increases in temperature and changes in
17 seasonal rainfall with morphological modifications over the last 18 years. We found that over
18 time, absolute hindfoot length and proportional hindfoot length increased, while spine length
19 decreased. These changes are consistent with ecogeographical rules (Allen's rule and
20 Bergmann's rule) and provide evidence in support of 'shape-shifting' in response to climatic
21 warming. Body mass also increased with time; however, these changes were not consistent
22 with Bergmann's rule, indicating that mass is influenced by other ecological factors (e.g.
23 resource availability). Our study adds to the growing evidence that animal morphologies are
24 changing in response to changing climatic conditions, although it remains to be seen whether
25 these changes are adaptive.

26
27 Keywords: Allen's rule, Bergmann's rule, climate change, rodent, sciurid, shape-shifting,
28 *Xerus inauris*

INTRODUCTION

30
31 There is overwhelming evidence that the ecology, life histories (Walther et al., 2002) and
32 physiology (Ryding et al., 2021) of animals are changing in response to global environmental
33 changes. As the planet is warming due to human-induced climate change, some species may
34 face new challenges surrounding thermoregulation. Failure to maintain body temperature

35 within critical thresholds may lead to loss of physiological functions (Conradie et al., 2020),
36 lowered reproductive fitness (McCowan & Griffith, 2021), and ultimately, death (Conradie et
37 al., 2020). Furthermore, an animal's thermoregulatory processes may affect its energy
38 expenditure and activities, including time and energy allocation towards behaviors such as
39 movement and reproduction (Terrien et al., 2011).

40 Species with smaller bodies (e.g. rodents) face different thermoregulatory challenges
41 compared to larger-bodied animals. Smaller-bodied animals generally have a larger surface
42 area to volume ratio than larger animals, and this results in faster rates of heat exchange with
43 the external environment (Mitchell et al., 2018). Thus, when ambient temperature deviates
44 from body temperature, smaller-bodied animals may face faster changes in body temperature
45 compared to larger-bodied animals. Although smaller-bodied animals may be able to more
46 readily access thermal refuges (McCain & King, 2014), and have an increased capacity for
47 torpor (Geiser & Turbill, 2009) compared to larger-bodied animals, smaller animals are still
48 vulnerable to ambient temperature when they are active outside their thermal refuges, such as
49 during activities like foraging. Indeed, smaller animals may be more vulnerable to
50 hyperthermia and dehydration during heatwaves (Conradie et al., 2020; although see Cooper
51 et al. 2020). Thus, smaller animals may respond to climatic warming with morphological
52 adaptations that allow them to remain active in warmer temperatures (Ryding et al., 2021).

53 Animal response to climatic warming may be influenced by habitat characteristics.
54 Specifically, species living in warmer habitats may respond differently to climatic warming
55 compared to species in cooler habitats. The relative impact of a few degrees of warming in
56 already hot environments may be greater than the same temperature increases in cooler
57 environments because in warmer regions such as the tropics, animals may face more time
58 periods where ambient temperatures exceed body temperature (Beaumont et al., 2011)

59 compared to species living in temperate and polar habitats (although heat waves have had
60 drastic effects in temperate climates (Conradie et al., 2020)).

61 Likewise, species living in arid habitats may respond differently to climatic warming
62 compared to species in wetter/more humid habitats. Even though arid-adapted animals may
63 have physiological adaptation to deal with low water conditions, such as modified kidney
64 structure (Beuchat, 1990) or flexible physiological responses to heat (Cooper et al. 2020), if
65 animals have limited access to the water used for cooling the body via evaporative heat loss,
66 animals may suffer from dehydration during time periods with increased temperatures
67 (Conradie et al., 2020; Mitchell et al., 2018). Even when water access is unrestricted, small
68 mammals may struggle to maintain continuous evaporative cooling as a result of the large
69 time required for drinking (Albright et al., 2017). Therefore, increasing dry heat exchange
70 through morphological features such as larger appendages (Ryding et al., 2021) may be an
71 important thermoregulatory adaptation to climate warming in some arid-zone animals. Thus,
72 many small-bodied species living in warmer arid zones that are especially facing extreme
73 climatic conditions (Beaumont et al., 2011; Conradie et al., 2020), are predicted to respond to
74 climate change with changing morphologies (Ryding et al., 2021).

75 Several ecogeographical rules predict how animals may respond morphologically to
76 climatic conditions. Allen's rule (Allen, 1877) predicts that as animal appendages may
77 dissipate excess body heat, animals in warmer climates will tend to have longer appendages
78 compared to animals in cooler climates. Smaller animals, with their increased susceptibility
79 to temperature variation effects, often show adherence to Allen's rule (Ryding et al., 2021).
80 Bergmann's rule (Bergmann, 1848) describes a positive relationship with body size and
81 latitudes, with animals living at lower latitudes where climates are generally warmer, having
82 smaller body masses and lengths (e.g. Yom-Tov & Yom-Tov, 2005). As smaller bodied-
83 animals have faster rates of heat exchange with the external environment compared to larger-

84 bodies animals, and therefore, are able to dissipate body heat faster (Mitchell et al. 2018),
85 body sizes may also decrease in response to warmer climates (Gardner et al., 2011; but see
86 Teplitsky & Millien, 2014). Consequently, these ecogeographic rules may also apply to
87 morphological changes through time, and can be used to predict how animals may respond to
88 contemporary climate change (Tian & Benton, 2020), even though underlying ecotypic
89 variation is complex and highly context-dependent (Millien et al., 2006).

90 Changes in body morphology in response to climatic warming has been found in
91 many avian species and some mammal species (Radchuk et al. 2020; Ryding et al., 2021),
92 however, fewer studies have examined changes in appendage size in response to climatic
93 change (Radchuk et al. 2020; Ryding et al., 2021) compared to body size changes (Gardner et
94 al., 2011; Villar & Naya, 2018; Radchuk et al. 2020). In many avian species, bill sizes are
95 increasing in response to climate warming (Ryding et al., 2021), while in some mammal
96 species, tail and hindfoot lengths have been increasing with warmer ambient temperatures
97 (Williams & Moore, 1989; Yom-Tov & Yom-Tov, 2005; Docampo et al., 2019). For
98 example, relative ear length was longer in wood mice in more current years (Docampo et al.,
99 2019; Ryding et al., 2021), possibly as a result of climate warming at the field site (Santoro et
100 al., 2017). In masked shrews, appendages sizes were larger in a more recent warmer time
101 period than in a cooler, less recent time period (Yom-Tov & Yom-Tov, 2005). Furthermore,
102 wild invasive populations of European rabbits, *Oryctolagus cuniculus*, living in warmer
103 climates had larger ears, with concurrent lab studies showing that rabbits reared in higher
104 ambient temperatures grew larger ears (Williams & Moore, 1989). Overall, these studies
105 demonstrate that changes in morphology or ‘shape-shifting’ (Ryding et al., 2021) in response
106 to climate change may be a means of resilience in the face of climate change.

107 Cape ground squirrels, *Xerus inauris*, are a fossorial, socially-living, sciurid species
108 (Skurski & Waterman, 2005) that live in open grasslands throughout southern Africa

109 (LaFlèche & Waterman, 2020). Cape ground squirrels have typical arid adaptations such as
110 concentrated urine, high thermal conductance and a low resting metabolic rate (Haim, 1987;
111 Marsh, 1978; Van Heerden & Dauth, 1987). Cape ground squirrels face thermoregulatory
112 challenges dealing with cold night-time temperatures and hot daytime temperatures, with
113 day-night temperatures differences ranging from approximately 10-16°C during the austral
114 winter (Scantlebury et al., 2012). Cape ground squirrel body temperatures are sensitive to
115 biotic and abiotic factors. Higher body temperatures were associated with higher ambient
116 temperatures, and greater changes in body temperatures were observed in open flood plain
117 areas compared to woodland areas. Body temperatures changes were also lower in larger
118 groups and older animals, demonstrating that biotic and social factors influence
119 thermoregulation (Scantlebury et al., 2012).

120 Cape ground squirrels also exhibit several thermoregulatory behaviors (Bennett et al.,
121 1984; Herzig-Straschil, 1979; Straschil, 1975). Social groups dig large burrow clusters
122 (aggregations of burrows), and sleep with their groups at night in shared burrows (Waterman,
123 1995, 1997). As squirrels are exposed to weather conditions during most of the day and spend
124 most of their time feeding or in locomotion (Herzig-Straschil, 1979; Waterman, 1995),
125 individuals may shade themselves with their tails while exposed to the sun (Bennett et al.,
126 1984; Herzig-Straschil, 1979), and may retreat to underground burrows during unfavourable
127 weather conditions (Fick et al., 2009; Herzig-Straschil, 1978, 1979).

128 As arid environments incur large variations in daily and seasonal ambient
129 temperatures, and Southern Africa is experiencing rapid changes in climatic conditions,
130 generally becoming hotter and drier (Collier et al., 2008), Cape ground squirrels may be
131 affected by changing climatic and ecological conditions in their habitat. Body mass of
132 different populations of Cape ground squirrels have conformed to 'Bergmann's rule' whereas
133 squirrels had on average higher body mass in lower temperature habitats (LaFlèche &

134 Waterman, 2020). Cape ground squirrel skulls also varied in size across an east to west cline
135 from South Africa to Namibia (Herzig-Straschil et al., 1991), demonstrating plasticity in
136 body size with varying environmental conditions. As Cape ground squirrels respond to
137 temperature physiologically (Scantlebury et al., 2012) and behaviorally (Bennett et al., 1984;
138 Herzig-Straschil, 1979; Scantlebury et al., 2012), perhaps they may be able to respond
139 morphologically to contemporary environmental variation and changes. However, it remains
140 to be tested whether morphological changes in the ground squirrels have changed over recent
141 times and in correlation with climatic trends, such as increased warming.

142 To examine if ground squirrel morphology is changing in response to contemporary
143 changes in climatic conditions, we quantified changes in environmental conditions
144 (temperature and rainfall) in a South African population of Cape ground squirrels. We also
145 examined morphological data collected as part of an ongoing long-term project on free-living
146 Cape ground squirrels. Over the years, we have measured: 1) hindfoot length, 2) spine length,
147 and 3) body mass. We hypothesized that ground squirrel morphological features would
148 change in concordance with ecogeographical rules, over the 18 years of the study as local
149 weather conditions also changed. We predicted that hindfoot proportion and length would
150 increase as temperatures increased, as predicted by Allen's rule (Allen, 1877), and spine
151 length and body mass would decrease as temperature increased, in concordance with
152 Bergmann's rule (Bergmann, 1848).

153

154

MATERIALS AND METHODS

155 *Study site.* — Animal trapping and morphological measurements have been collected
156 as part of an ongoing long-term project on free-living Cape ground squirrels at S.A. Lombard
157 nature reserve, a 4600-ha reserve 18 km northwest of Bloemhof, South Africa (27°35'S,
158 25°23'E). The site is a floodplain made up mostly of dry Cymbopogon-Themeda veld and

159 black soil turf veld, with some patches of bush and pan areas (Van Zyl, 1965). Food is
160 abundant in years of good rainfall and is evenly distributed (Pettitt et al., 2008).

161 We analysed data collected from 2002 until 2007 and from 2011 until 2019, at S.A.
162 Lombard Nature Reserve (no trapping data was collected from 2008-2010). Most of the data
163 collection was carried out during the Austral winter (May until August) of each year,
164 however, additional squirrel trapping and body measurements were made outside this time
165 period, for a total of 91 months of data collection, over 15 years of study (supplementary data
166 SD1). Daily minimum and maximum temperatures (°C), as well as daily rainfall (mm) data,
167 were recorded from thermometers and rain gauges located on-site. For the cases where
168 temperature data were not collected (Oct-Nov 2001, March 2007, Nov 2013, Oct 2014), we
169 used temperature data from the nearby town of Bloemhof (South African Weather Service),
170 which is located 15.5 km from the S.A. Lombard Nature Reserve.

171 *Trapping and body measurements.* —

172 Animals were live-trapped every day of the week during the field season throughout
173 the day, typically starting at 8:00 and finishing at 17:30. Tomahawk live traps (15x15x50 cm,
174 Tomahawk Live Trap co., Tomahawk, WI, USA) baited with peanut butter and bird seed and
175 fitted with shade covers were deployed 2-4 times a day and checked every hour for animals
176 (Waterman, 1995). Unfamiliar squirrels were marked with a pit tag (AVID USA) for
177 permanent identification and received a dorsal freeze mark (Freeze Spray, CRC Industries
178 Inc., USA; Rood and Nellis, 1980) and a black hair dye mark (Rodol D; Lowenstein and Sons
179 Inc., New York, NY, USA) for identification from a distance. For each individual, we
180 measured: 1) body mass (g), taken to the nearest 5.0 g using a Pesola spring scale (5.0 g;
181 Pesola AG spring scale, Baar, Switzerland; 2) hindfoot size, measured using electronic
182 callipers (mm; Mitutoyo Inc., Tokyo, Japan); and 3) spine length (cm), measured using a tape
183 measure from the base of the skull to the base of the tail (raw morphology measurements

184 available in supplementary data SD2). We only included adults in our analysis to control for
185 any size differences between sub-adults and full-grown adults (Waterman, 1996). Adult
186 males are scrotal year-round, and are easily distinguished from subadult males who are either
187 non-scrotal or partially scrotal. Adult females had elongated nipples, which swelled at first
188 estrus and subsequently remained swollen. All individuals were released in the area where
189 they were caught. Trapping protocols followed ASM guidelines (Sikes et al., 2016) and were
190 approved by the University of Central Florida (Protocols 01-11W, 04-33W, 07-43W) and the
191 University of Manitoba (Protocols F10-030, F14-032, F18-039) animal care committees.

192 In captivity, Cape ground squirrels may live up to 11 years (Weigl, 2005); however,
193 lifespan in the wild is not currently known, but individuals have been trapped 8 consecutive
194 years at study sites in Southern Africa (Warrington et al. 2022, *unpublished data*). Thus,
195 some individuals were trapped in multiple years.

196 *Statistical analysis.* — All data manipulation and statistical analysis was done in R (R
197 Core Team, 2021). We used R packages ‘tidyverse’ (Wickham et al., 2019) for code
198 organization, ‘dplyr’ (Wickham et al., 2020) for data manipulation, ‘ggpubr’ for data
199 visualization (Kassambara, 2020), and ‘lmerTest’ (Kuznetsova et al., 2013), ‘MuMIn’
200 (Barton, 2015), and ‘DHARMA’ (Hartig, 2017) for univariate generalized linear mixed effect
201 models (glmm).

202 Using three separate linear regression models, we tested for increases over time in
203 three response variables: (1) daily minimum temperature; (2) daily maximum temperature;
204 and (3) total seasonal precipitation; using year as the predictor variable for all three models.
205 Total seasonal precipitation was the total amount of precipitation from the previous rainy
206 season (October to April) and correlates to vegetation productivity, food resources that affect
207 body mass in Cape ground squirrels (LaFlèche & Waterman, 2020).

208 To estimate correlations between morphological features (hindfoot length, spine
 209 length and body mass), we performed Pearson's correlation tests. We used general linear
 210 mixed model sets (Gaussian error distribution), to test for morphological change over time
 211 using separate models for each of the following response variables: (1) absolute hindfoot
 212 length, which represents both appendage and body size; as hindfoot size may be correlated to
 213 other body measurements such as spine length, (2) proportional hindfoot length, as calculated
 214 by dividing the absolute hindfoot length by the spine length; (3) spine length, which
 215 represents body size; and 4) body mass. Year and sex were included in all models as fixed
 216 effects, and as some individuals were trapped multiple times, we also included individual
 217 identity (tag) as a random variable. All models were checked for fit using qqplots, residual
 218 histograms, and deviance tests using the R package 'DHARMA'. We evaluated the
 219 significance of fixed effects using the p -value calculated from the linear mixed model (LMM)
 220 F-statistic with Satterthwaite approximation for degrees of freedom and evaluated the
 221 significance of the random effect (tag) using the p -value calculated using a likelihood ratio
 222 test. For all statistically significant models, we examined effect sizes and estimations of
 223 marginal and conditional R^2 (variance due to fixed effects and due to both fixed and random
 224 effects, respectively).

225

226

RESULTS

227

228

229

230

231

232

At our study site, daily maximum temperature, daily minimum temperature, and total
 seasonal precipitation varied (Figure 1). We found strong evidence that daily maximum
 temperature ($\beta[SE] = 0.20[0.01]$, $F_{6676} = 173.9$, $p < 0.0001$) and daily minimum temperature
 ($\beta[SE] = 0.10[0.02]$, $F_{6669} = 35.39$, $df =$, $p < 0.0001$), increased with year (Table 1). We
 found no evidence that rainfall conditions changed with year ($F_{16} = 1.083$, $p = 0.31$);
 however, annual rainfall fluctuated throughout the years (Figure 1, Table 1).

233 We trapped individuals on 6172 trapping occasion from 2002-2019, which represents
 234 1044 unique individuals. Individuals were trapped on average 5.9 ± 0.3 times. All
 235 morphological measurements were significantly correlated although all correlations were low
 236 (Figure 2). Hindfoot length and proportional hindfoot length were significantly correlated (R
 237 $= 0.41$, $t_{2636} = 22.86$, $p < 0.0001$), as were hindfoot length and spine length ($R = 0.15$, $t_{2636} =$
 238 7.59 , $p < 0.0001$), hindfoot length and weight ($R = 0.41$, $t_{2636} = 29.4$, $p < 0.0001$), and spine
 239 length and weight ($R = 0.39$, $t_{2636} = 21.5$, $p < 0.0001$).

240 We found strong evidence that absolute hindfoot length ($\beta[SE] = 0.04 [0.01]$, $F_{1401.26}$
 241 $= 17.9$, $p < 0.0001$; Figure 3) and proportional hindfoot length ($\beta[SE] = 0.004 [0.0002]$,
 242 $F_{930.69} = 317.362$, $p < 0.0001$; Figure 3) increased over time. Although females had shorter
 243 absolute hindfoot lengths than males ($\beta[SE] = -1.28 [0.13]$, $F_{965.13} = 102.8$, $p < 0.0001$),
 244 females had proportionally longer hind foot sizes than males ($\beta[SE] = 0.006[0.001]$, $F_{473.05} =$
 245 21.8 , $p < 0.0001$).

246 Females were lighter ($\beta[SE] = -61.98 [3.29]$, $F_{920.7} = 354.2$, $p < 0.0001$), and had
 247 shorter spine lengths ($\beta[SE] = -0.65 [0.06]$, $F_{503.5} = 158.9$, $p < 0.0001$) than males (Figure 3).
 248 We found strong evidence that for both sexes, body mass increased with year ($\beta[SE] = 1.29$
 249 $[0.26]$, $F_{1421.7} = 24.9$, $p < 0.0001$, Figure 3), while spine length decreased with year ($\beta[SE] = -$
 250 $0.14 [0.01]$, $F_{1018.9} = 158.9$, $p < 0.0001$, Figure 3).

251

252

DISCUSSION

253 We found evidence of ‘shape-shifting’ (Ryding et al., 2021) in response to climate warming
 254 in Cape ground squirrels. As we predicted, absolute and proportional hindfoot size increased
 255 with time, while spine length decreased. These results are consistent with Allen’s rule and
 256 Bergmann’s rule and add to growing evidence of a cross-species evolutionary response to
 257 climatic warming. However, ground squirrel body mass increased with time and temperature,

258 which is inconsistent with our predictions and ecogeographical rules, suggesting that ground
259 squirrel body mass is likely driven by other factors such as resource availability (Yom-Tov &
260 Yom-Tov, 2005).

261 Climate warming effects on appendage size in adherence to Allen's rule have already
262 been documented in many bird species and some mammal species (Ryding et al., 2021).
263 Appendages that have increased with warmer climates include ear length (Williams &
264 Moore, 1989; Docampo et al., 2019; Ryding et al. 2021), and tails (Yom-Tov & Yom-Tov,
265 2005). Thus, increased proportional hindfoot sizes in Cape ground squirrels may be related to
266 the thermoregulatory advantages of larger appendages in the warmer ambient temperatures
267 measured at our field site. Cape ground squirrels also exhibit thermoregulatory behaviors
268 associated with their tails (Bennett et al., 1984; Fick et al., 2009; Herzig-Straschil, 1979), so
269 further studies examining tail morphology may allow further insight into how Cape ground
270 squirrels are responding to climatic warming.

271 Proportional hindfoot length and absolute hindfoot length are not the same
272 morphological measurement. In Cape ground squirrels, correlation between absolute and
273 proportional hindfoot length is low ($R=0.41$), and absolute hindfoot length also has a low
274 correlation with spine length ($R=0.15$), indicating that some individuals have larger hindfeet
275 in comparison to their spine length compared to other individuals. Large hindfeet in relation
276 to body size may aid in thermoregulation (Mitchell et al. 2018), while large absolute hindfoot
277 size may be related to other adaptive benefits such as locomotion (Rosalino et al., 2013).
278 Thus, absolute versus relative hindfoot size may be influenced by different selective
279 pressures, which may result in different responses to the effects of climate change. For
280 example, in a study examining body size changes in wood mice, *Apodemus sylvaticus*,
281 absolute ear size decreased over time (Docampo et al. 2019) while relative ear size increased
282 with time (Ryding et al. 2021). This difference in size trends demonstrates the importance of

283 measuring relative appendage sizes when considering appendages as a thermoregulatory
284 adaptation. In Cape ground squirrels both absolute and proportional hindfoot size increased
285 over time; however, the potential benefits of size increases in absolute versus proportional
286 hindfoot length may be different. Indeed, a study framed in terms of body size comparing
287 hindfoot sizes among three different populations of Cape ground squirrels found that absolute
288 hindfoot size was longest in squirrels living in a medium temperature habitat (Kalahari)
289 compared to habitats with lower (Namib desert) and higher (this field site) ambient
290 temperatures (LaFlèche & Waterman, 2020). Superficially, hindfoot sizes compared between
291 these three populations seem contrary to Allen's rule, however, proportional hindfoot size
292 was not compared between the three populations. Furthermore, LaFlèche and Waterman
293 (2020) found that absolute hindfoot size was largest in the medium resource site, suggesting
294 that hindfoot size was not driven by resource availability.

295 Warming climates may also affect plant communities (Patterson & Flint, 1990),
296 resulting in changes in habitat structure (Millien et al., 2006) and terrain. Hindfoot length
297 may be related to locomotory capabilities and maneuvering through vegetation (Rosalino et
298 al., 2013); for example, different habitat types were associated with different foot lengths in a
299 neotropical rodent, *Akodon cf montensis*, (Rosalino et al., 2013). As Cape ground squirrel
300 absolute hindfoot size varied among different habitats which varied in temperature and
301 rainfall (LaFlèche & Waterman, 2020), perhaps increasing absolute hindfoot sizes in Cape
302 ground squirrels may be related to changes in habitat characteristics.

303 Body size, which may be quantified by taking length and width measurements of the
304 body, skull or other body parts, or by measuring body mass, is predicted to decrease with
305 warming climates (Gardner et al., 2011, but see Mitchell et al. 2018). However, there is
306 mixed support for decreasing size in response to warmer climates in mammals (Gardner et
307 al., 2011; Naya et al., 2017; Villar & Naya, 2018), and this may be related to several factors.

308 First, different studies have used different measures of body size, with skull size (Eastman et
309 al. 2012, Stumpp et al. 2018) and body mass measurements (Naya et al., 2017; Radchuk et al.
310 2019) predominantly being used as body size proxies. However, body mass and length/width
311 measures may not necessarily be correlated, or may have low levels of correlation, as seen in
312 Cape ground squirrels. Thus, body length and body mass may respond differently to changes
313 in climatic conditions (Docampo et al. 2019). For example, in wood mice, *Apodemus*
314 *sylvaticus*, body mass decreased in response to warmer climates, while body length did not
315 change (Docampo et al. 2019). Similarly, in response to a warmer climate, Cape ground
316 squirrel spine lengths decreased, while mass increased.

317 Our findings of a decrease in body size (measured as spine length) are consistent with
318 studies measuring skull and body length changes in response to climatic warming in tropical
319 rodents (Stumpp et al., 2018) and carnivorous mammals (Yom-Tov et al. 2010; Meiri et al.
320 2009). For example, in three tropical rodents (*Akodon cursor*, *Cerradomys subflavus*, and
321 *Oligoryzomys nigripes*) skull morphology decreased in size in response to increasing mean
322 maximum temperatures (Stumpp et al., 2018). However, our results contrast with studies
323 where body length measurements increased with warming climates in temperate mammals,
324 such as in shrews, voles (skull- Yom-Tov & Yom-Tov, 2005), mice (skull- Yom-Tov &
325 Yom-Tov, 2004), and ground squirrels (Eastman et al., 2012). Our findings of an increase in
326 body mass are contrary to some climate warming predictions (Gardner et al., 2011), but
327 consistent with temperature associated mass increases in masked shrews, *Sorex cinereus*
328 (Yom-Tov & Yom-Tov, 2005), and the yellow-bellied marmots, *Marmota flaviventris*,
329 (Ozgul et al., 2010).

330 However, increasing mass size may not be inconsistent with predictions of
331 morphological changes that increase thermal tolerance to climatic warming. If ambient
332 temperatures increase to the point that heat exchange with the environment imposes a heat

333 load on animals (such as in tropical zones), then the higher surface area to volume ratio of
334 smaller-bodied animals may become a disadvantage for dry heat exchange, such that smaller
335 bodies may have lower thermal tolerance. In such cases, evolution may favor larger body
336 sizes (Mitchell et al. 2018). Cape ground squirrel body mass increased over time, which
337 therefore may be consistent with morphological responses to climate warming in hotter
338 regions (Mitchell et al. 2018) . Furthermore, body mass may also increase if climate warming
339 results in more resource availability (Gardner et al. 2011). For example, body mass increases
340 in masked shrews (Yom-Tov & Yom-Tov, 2005) and the yellow-bellied marmot (Ozgul et
341 al., 2010), were attributed to greater food availability. Furthermore, Cape ground squirrels are
342 heaviest in a high rainfall/resource population (S.A. Lombard - this study site), compared to
343 lower rainfall/resource populations in Namibia (LaFlèche & Waterman, 2020) indicating that
344 body mass in Cape ground squirrels may be driven by resource availability.

345 Body size is also predicted to be larger in some species because increased
346 temperatures during cold periods, such as overnight temperatures in arid zones, may allow
347 animals to divert energy from maintenance to growth and/or reproduction (a cold-release
348 hypothesis; Millien et al., 2006). Cape ground squirrels, while dealing with high ambient
349 daytime temperatures, also deal with low night-time temperatures in the austral winter, the
350 effects of which are mitigated by remaining in underground burrows and sleeping with
351 conspecifics. Upon morning emergence, ground squirrel body temperature increases rapidly
352 due to physiological adaptations and behavioral thermoregulatory behaviors such as sun-
353 bathing (Scantlebury et al., 2012). Perhaps, ground squirrels allocate 'extra' energy gained
354 from expending less energy on keeping warm overnight towards increased energy storage
355 (mass). Indeed, Cape ground squirrels spend most of their time feeding (Waterman 1995,
356 1997), in line with the relative high energy demand of their lifestyle (Scantlebury et al. 2007,
357 2008).

358 Heat exchange between an animal and its environment depends on many factors (as
359 reviewed in Mitchell et al. 2018) and morphological changes in response to climatic warming
360 may include changes in body or appendage shape (Mitchell et al. 2018). As shape influences
361 rates of convective heat exchange and evaporative cooling, with higher rates of heat exchange
362 and cooling for animals with narrower body diameters, more elongate appendages or body
363 shapes (e.g. weasel-shaped bodies) have higher rates compared to rounder shapes (e.g. round
364 pika-shaped bodies). Therefore, in warmer climates, when heat exchange and evaporative
365 cooling are advantageous (e.g. heat dissipation), we may predict that morphological features
366 may become more elongate. Our findings of shorter spines and heavier body masses indicate
367 that Cape ground squirrels are getting fatter which may translate to a rounder body shape;
368 however, the consequences of any potential shape changes remain to be tested.

369 Heat exchange is not only influenced by ambient air temperature, but other
370 environmental temperatures including, but not limited to, the temperature of the surface the
371 animal has contact with (conductive heat transfer), whether the animal is in shade (solar
372 radiation on the animal's surface), wind speed, and the air temperature in the animal's
373 microclimate (Mitchell et al., 2018), all of which may be influenced by an animal's behavior.
374 Interestingly, when temperatures exceed $\geq 30^{\circ}\text{C}$ (Marsh, 1978), Cape ground squirrels orient
375 their backs to the sun and shade their bodies with their long, bushy tails (Bennett et al., 1984;
376 Fick et al., 2009; Herzig-Straschil, 1979). Although this behavior allowed for extended
377 continuous foraging in hot conditions (Bennett et al., 1984) and reduced ambient temperature
378 in the shade provided by the tail (Bennett et al., 1984), ground squirrel body temperature did
379 not decrease as a result of tail shading (Fick et al., 2009). However, the tail may still allow for
380 reduced increases in core body temperature by decreasing the amount of solar radiation on
381 the surface of the animal's body (Mitchell et al., 2018). Our study examined the correlations
382 between average air temperature and morphological features, so further studies including

383 different environmental temperature measures, animal morphological measures (tail
384 morphology, body shapes), and other factors that influence heat exchange are necessary to
385 fully understand the contribution of squirrel morphology to resilience to climatic warming.

386 Overall, Cape ground squirrel morphological changes were consistent with heat
387 thermoregulation adaptations that have evolved in this species. Cape ground squirrels respond
388 physiologically to temperature changes (Scantlebury et al., 2012), as well as have several
389 behavioral adaptations for thermoregulation including retreating to the burrow during hot
390 conditions (Fick et al., 2009; Scantlebury et al., 2012), and morning sun-basking upon burrow
391 emergence (Herzig-Straschil, 1978, 1979). Cape ground squirrels also thermoregulate by
392 pressing their ventral surface flat on the ground, a behavior referred to as “hearth-rugging”
393 (Herzig-Straschil, 1979; Straschil, 1975). The fur on the ventral side of this species is sparse
394 compared to the rest of their body, which may increase the efficiency of “hearth-rugging”
395 temperature regulation (Herzig-Straschil, 1979). The variety of thermoregulatory behaviors
396 and physical features shown by Cape ground squirrels demonstrate that thermoregulation is
397 an important selective pressure.

398 Our study adds to the growing evidence of contemporary climate change effects on
399 animal morphology, in a small mammal inhabiting the African arid zone, a region that is
400 experiencing rapid changes in climatic conditions (Collier et al., 2008). However, we
401 emphasize that our findings are correlational, and given that intraspecific morphology trends
402 are challenging to discern, and our study population only represents one data point (Gienger
403 et al., 2019), our interpretation needs to be considered with caution. Furthermore, studies
404 have shown that phenotypic changes in response to environmental changes may not
405 necessarily be adaptive (Merilä & Hendry, 2014). Thus, further studies examining the role
406 that appendage size, mass and body measurements play in fitness may elucidate the impacts
407 of climate change on Cape ground squirrels. As species that are able to respond quickly to

408 environmental changes are more likely to survive the rapid human-driven land-use changes
409 and climatic changes projected for the coming centuries (Merilä & Hendry, 2014),
410 understanding how species and populations respond to change in climatic conditions is
411 important in predicting which species will be resilient to climate change.

412

413

ACKNOWLEDGMENTS

414 We are grateful to the South African Weather Service for providing weather data. We thank
415 the North West Parks and S.A. Lombard staff for their support and allowing us to conduct
416 research on their nature reserve over the years. We appreciate all the numerous technicians,
417 students, and collaborators over the years for their hard work with trapping and measurement
418 of animals. This study was supported by funding by awards from the National Science
419 Foundation grant (#0130600), Natural Sciences and Engineering Research Council of Canada
420 Discovery Grant (#386703, # 04362), NSERC Small Research Equipment Grant, Canadian
421 Foundation for Innovation and the Manitoba Research and Innovation Grant, University of
422 Manitoba Faculty of Science Field Work Support Program funding, the University of
423 Manitoba Research Grants Program, and the Faculty of Science funding to JMW.

424

425

SUPPLEMENTARY DATA

426 Supplementary data are available at the *Journal of Mammalogy* online.
427 Supplementary Data SD1.— Trapping and morphological measurement data collection dates.
428 Supplementary Data SD2.— Morphological measurements for adult ground squirrels.

LITERATURE CITED

- 429
430
- 431 Albright, T. P., Mutiibwa, D., Gerson, A. R., Smith, E. K., Talbot, W. A., O'Neill, J. J., McKechnie,
432 A. E., & Wolf, B. O. 2017. Mapping evaporative water loss in desert passerines reveals an
433 expanding threat of lethal dehydration. *Proceedings of the National Academy of Sciences*
434 114: 2283–2288.
- 435 Allen, J. A. 1877. The influence of physical conditions in the genesis of species. *Radical Review* 1:
436 108–140.
- 437 Barton, K. 2015. Package 'MuMIn'. Version 1.18, 439.
- 438 Beaumont, L. J., Pitman, A., Perkins, S., Zimmermann, N. E., Yoccoz, N. G., Thuiller, W., & Dirzo,
439 R. 2011. Impacts of climate change on the world's most exceptional ecoregions. *Proceedings*
440 *of the National Academy of Sciences of the United States of America* 108: 2306–2311.
- 441 Beuchat, C. A. 1990. Body size, medullary thickness, and urine concentrating ability in mammals.
442 *American Journal of Physiology-Regulatory, Integrative and Comparative Physiology* 258:
443 R298–R308.
- 444 Bennett, A. F., Huey, R. B., John-Alder, H., & Nagy, K. A. 1984. The parasol tail and
445 thermoregulatory behavior of the Cape ground squirrel *Xerus inauris*. *Physiological Zoology*
446 57: 57–62.
- 447 Bergmann, C. 1848. Über die Verhältnisse der Wärmeökonomie der Thiere zu ihrer Grösse.
448 *Göttinger Studien* 3: 595–708
- 449 Collier, P., Conway, G., & Venables, T. 2008. Climate change and Africa. *Oxford Review of*
450 *Economic Policy* 24: 337–353.
- 451 Conradie, S. R., Woodborne, S. M., Wolf, B. O., Pessato, A., Mariette, M. M., & McKechnie, A. E.
452 2020. Avian mortality risk during heat waves will increase greatly in arid Australia during the
453 21st century. *Conservation Physiology* 8: coaa048.

- 454 Cooper, C. E., Hurley, L. L., Deviche, P., & Griffith, S. C. 2020. Physiological responses of wild
 455 zebra finches (*Taeniopygia guttata*) to heatwaves. *Journal of Experimental Biology*, 223(12),
 456 jeb225524. <https://doi.org/10.1242/jeb.225524>
- 457 Docampo, M., Moreno, S., & Santoro, S. 2019. Marked reduction in body size of a wood mouse
 458 population in less than 30 years. *Mammalian Biology* 95: 127–134.
- 459 Eastman, L. M., Morelli, T. L., Rowe, K. C., Conroy, C. J., & Moritz, C. 2012. Size increase in high
 460 elevation ground squirrels over the last century. *Global Change Biology* 18: 1499–1508.
- 461 Fick, L. G., Kucio, T. A., Fuller, A., Matthee, A., & Mitchell, D. 2009. The relative roles of the
 462 parasol-like tail and burrow shuttling in thermoregulation of free-ranging Cape ground
 463 squirrels, *Xerus inauris*. *Comparative Biochemistry and Physiology Part A: Molecular &*
 464 *Integrative Physiology* 152: 334–340.
- 465 Gardner, J. L., Peters, A., Kearney, M. R., Joseph, L., & Heinsohn, R. 2011. Declining body size: A
 466 third universal response to warming? *Trends in Ecology & Evolution* 26: 285–291.
- 467 Geiser, F., & Turbill, C. 2009. Hibernation and daily torpor minimize mammalian extinctions.
 468 *Naturwissenschaften* 96: 1235–1240.
- 469 Gienger, C. M., Dochtermann, N. A., & Tracy, C. R. 2019. Detecting trends in body size: Empirical
 470 and statistical requirements for intraspecific analyses. *Current Zoology* 65: 493–497.
- 471 Haim, A. 1987. Bioenergetics, thermoregulation and urine analysis of squirrels of the genus *Xerus*
 472 from an arid environment. *African Zoology* 22: 45–49.
- 473 Hartig, F. 2017. Package ‘DHARMA’.
- 474 Herzig-Straschil, B. 1978. On the biology of *Xerus inauris* (Zimmermann, 1780)(Rodentia,
 475 Sciuridae). *Zeitschrift Für Säugetierkunde* 43: 262–278.
- 476 Herzig-Straschil, B. 1979. *Xerus Inauris* (Rodentia, Sciuridae)- An inhabitant of the arid regions of
 477 Southern Africa. *Folia Zoologica* 28: 110–124.
- 478 Herzig-Straschil, B., Herzig, A., & Winkler, H. 1991. A morphometric analysis of the skulls of *Xerus*
 479 *inauris* and *Xerus princeps* (Rodentia; Sciuridae). *Zeitschrift Für Säugetierkunde* 56: 177–
 480 187.

- 481 Kassambara, A. 2020. Ggpubr: 'ggplot2' Based Publication Ready Plots. R package version 0.4.0.
482 <https://CRAN.R-project.org/package=ggpubr>.
- 483 Kuznetsova, A., Brockhoff, P. B., & Christensen, R. H. B. 2013. lmerTest: Tests for random and fixed
484 effects for linear mixed effect models. R Package Version, 2(6).
- 485 LaFlèche, L. J., & Waterman, J. M. 2020. Not playing by the rules: Mixed support of ecogeographic
486 rules in an arid-adapted African ground squirrel. *Journal of Zoology* 312: 94–101.
- 487 Marsh, A. C. 1978. Aspects of renal physiology, nutrition and thermoregulation in the ground squirrel
488 *Xerus inauris*. *Madoqua* 1978: 129–135.
- 489 McCain, C. M., & King, S. R. B. 2014. Body size and activity times mediate mammalian responses to
490 climate change. *Global Change Biology* 20: 1760–1769.
- 491 McCowan, L. S. C., & Griffith, S. C. 2021. Baked eggs: Catastrophic heatwave-induced reproductive
492 failure in the desert-adapted Zebra Finch (*Taeniopygia guttata*). *Ibis* 163: 1207–1216.
- 493 Meiri, S., Guy, D., Dayan, T., & Simberloff, D. 2009. Global change and carnivore body size: Data
494 are stasis. *Global Ecology and Biogeography* 18: 240–247.
- 495 Merilä, J., & Hendry, A. P. 2014. Climate change, adaptation, and phenotypic plasticity: The problem
496 and the evidence. *Evolutionary Applications* 7: 1–14.
- 497 Millien, V., Kathleen Lyons, S., Olson, L., Smith, F. A., Wilson, A. B., & Yom-Tov, Y. (2006).
498 Ecotypic variation in the context of global climate change: Revisiting the rules. *Ecology*
499 *Letters* 9: 853–869.
- 500 Mitchell, D., Snelling, E. P., Hetem, R. S., Maloney, S. K., Strauss, W. M., & Fuller, A. 2018.
501 Revisiting concepts of thermal physiology: Predicting responses of mammals to climate
502 change. *Journal of Animal Ecology* 87: 956–973.
- 503 Naya, D. E., Naya, H., & Cook, J. 2017. Climate change and body size trends in aquatic and terrestrial
504 endotherms: Does habitat matter? *PLoS One* 12: e0183051.
- 505 Ozgul, A., Childs, D. Z., Oli, M. K., Armitage, K. B., Blumstein, D. T., Olson, L. E., Tuljapurkar, S.,
506 & Coulson, T. 2010. Coupled dynamics of body mass and population growth in response to
507 environmental change. *Nature* 466: 482–485.

- 508 Patterson, D. T., & Flint, E. P. 1990. Implications of increasing carbon dioxide and climate change for
 509 plant communities and competition in natural and managed ecosystems. *Impact of Carbon*
 510 *Dioxide, Trace Gases, and Climate Change on Global Agriculture* 53: 83–110.
- 511 Pettitt, B. A., Waterman, J. M., & Wheaton, C. J. 2008. Assessing the effects of resource availability
 512 and parity on reproduction in female Cape ground squirrels: Resources do not matter. *Journal*
 513 *of Zoology* 276: 291–298.
- 514 R Core Team. 2021. R: A language and environment for statistical computing. R Foundation for
 515 Statistical Computing, Vienna, Austria. ISBN 3-900051-07-0, URL [http://www.R-](http://www.R-project.org/)
 516 [project.org/](http://www.R-project.org/).
- 517 Radchuk, V., Reed, T., Teplitsky, C., van de Pol, M., Charmantier, A., Hassall, C., Adamík, P.,
 518 Adriaensen, F., Ahola, M. P., Arcese, P., Miguel Avilés, J., Balbontin, J., Berg, K. S., Borras,
 519 A., Burthe, S., Clobert, J., Dehnhard, N., de Lope, F., Dhondt, A. A., ... Kramer-Schadt, S.
 520 2019. Adaptive responses of animals to climate change are most likely insufficient. *Nature*
 521 *Communications* 10: 3109.
- 522 Rood, J. P., & Nellis, D. W. 1980. Freeze marking mongooses. *The Journal of Wildlife Management*,
 523 44: 500–502.
- 524 Rosalino, L. M., Martin, P. S., Gheler-Costa, C., Lopes, P. C., & Verdade, L. M. 2013. Allometric
 525 relations of Neotropical small rodents (Sigmodontinae) in anthropogenic environments.
 526 *Zoological Science* 30: 585–590.
- 527 Ryding, S., Klaassen, M., Tattersall, G. J., Gardner, J. L., & Symonds, M. R. E. 2021. Shape-shifting:
 528 Changing animal morphologies as a response to climatic warming. *Trends in Ecology &*
 529 *Evolution* 36: 1036–1048.
- 530 Santoro, S., Sanchez-Suarez, C., Rouco, C., Palomo, L. J., Fernández, M. C., Kufner, M. B., &
 531 Moreno, S. 2017. Long-term data from a small mammal community reveal loss of diversity
 532 and potential effects of local climate change. *Current Zoology* 63: 515–523.
- 533 Scantlebury, M., Danek-Gontard, M., Bateman, P. W., Bennett, N. C., Manjerovic, M.-B., Joubert, K.
 534 E., & Waterman, J. M. 2012. Seasonal Patterns of Body Temperature Daily Rhythms in
 535 Group-Living Cape Ground Squirrels *Xerus inauris*. *PLOS ONE* 7: e36053.

- 536 Scantlebury, M., Waterman, J. M., Hillegass, M., Speakman, J. R., & Bennett, N. C. 2007. Energetic
537 costs of parasitism in the Cape ground squirrel *Xerus inauris*. Proceedings of the Royal
538 Society B: Biological Sciences 274: 2169–2177.
- 539 Scantlebury, M., Waterman, J. M., & Bennett, N. C. 2008. Alternative reproductive tactics in male
540 Cape ground squirrels *Xerus inauris*. Physiology & Behavior 94: 359–367.
- 541 Sikes, R. S. and the Animal Care and Use Committee of the American Society of Mammalogists.
542 2016. 2016 Guidelines of the American Society of Mammalogists for the use of wild
543 mammals in research and education. Journal of Mammalogy 97: 663–688.
- 544 Skurski, D. A., & Waterman, J. M. 2005. *Xerus inauris*. Mammalian Species 2005: 1–4.
- 545 Speakman, J. R., & Król, E. 2010. Maximal heat dissipation capacity and hyperthermia risk:
546 Neglected key factors in the ecology of endotherms. Journal of Animal Ecology 79: 726–746.
- 547 Straschil, B. 1975. Sandbathing and marking in *Xerus inauris* (Zimmerman, 1870)(Rodentia-
548 Sciuridae). South African Journal of Science 71: 215–216.
- 549 Stumpp, R., Fuzessy, L., & Paglia, A. P. 2018. Environment drivers acting on rodent rapid
550 morphological change. Journal of Mammalian Evolution 25: 131–140.
- 551 Teplitsky, C., & Millien, V. 2014. Climate warming and Bergmann’s rule through time: Is there any
552 evidence? Evolutionary Applications 7: 156–168.
- 553 Terrien, J., Perret, M., & Aujard, F. 2011. Behavioral thermoregulation in mammals: A review.
554 Frontiers in Bioscience 16: 1428–1444.
- 555 Tian, L., & Benton, M. J. 2020. Predicting biotic responses to future climate warming with classic
556 ecogeographic rules. Current Biology 30: R744–R749.
- 557 Van Heerden, J., & Dauth, J. 1987. Aspects of adaptation to an arid environment in free-living ground
558 squirrels *Xerus inauris*. Journal of Arid Environments 13: 83–89.
- 559 Van Zyl, H. M. 1965. The vegetation of the SA Lombard Nature Reserve and its utilisation by certain
560 antelope. African Zoology 1: 55-71.
- 561 Villar, C. H., & Naya, D. E. 2018. Climate change and temporal trends in body size: The case of
562 rodents. Oikos 127: 1186–1194.

- 563 Walther, G.-R., Post, E., Convey, P., Menzel, A., Parmesan, C., Beebee, T. J. C., Fromentin, J.-M.,
 564 Hoegh-Guldberg, O., & Bairlein, F. 2002. Ecological responses to recent climate change.
 565 Nature 416: 389-395.
- 566 Waterman, J. M. 1995. The Social Organization of the Cape Ground Squirrel (*Xerus inauris*;
 567 Rodentia: Sciuridae). Ethology 101: 130–147.
- 568 Waterman, J. M. 1996. Reproductive Biology of a Tropical, Non-Hibernating Ground Squirrel.
 569 Journal of Mammalogy 77: 134–146.
- 570 Waterman, J. M. 1997. Why do male Cape ground squirrels live in groups? Animal Behaviour 53:
 571 809–817.
- 572 Weigl, R. 2005. Longevity of Mammals in Captivity; from the Living Collections of the World.
 573 Kleine Senckenberg-Reihe, Stuttgart.
- 574 Wickham, H., Averick, M., Bryan, J., Chang, W., McGowan, L. D., François, R., Grolemund, G.,
 575 Hayes, A., Henry, L., & Hester, J. 2019. Welcome to the Tidyverse. Journal of Open Source
 576 Software 4: 1686.
- 577 Wickham, H., François, R., & Henry, L. 2020. Müller K. dplyr: A Grammar of Data Manipulation.
 578 2020. R Package Version 0.8, 4.
- 579 Williams, C. K., & Moore, R. J. 1989. Phenotypic Adaptation and Natural Selection in the Wild
 580 Rabbit, *Oryctolagus cuniculus*, in Australia. Journal of Animal Ecology 58: 495–507.
- 581 Yom-Tov, Y., & Yom-Tov, J. 2005. Global warming, Bergmann's rule and body size in the masked
 582 shrew *Sorex cinereus* Kerr in Alaska. Journal of Animal Ecology 74: 803–808.
- 583 Yom-Tov, Y., & Yom-Tov, S. 2004. Climatic change and body size in two species of Japanese
 584 rodents. Biological Journal of the Linnean Society 82: 263–267.
- 585 Yom-Tov, Y., Leader, N., Yom-Tov, S., & Baagøe, H. J. 2010. Temperature trends and recent decline
 586 in body size of the stone marten *Martes foina* in Denmark. Mammalian Biology 75: 146–150.
 587

FIGURE LEGENDS

588

589

590 **Fig. 1.** — Daily maximum temperature (black), daily minimum temperature (gray), and total
591 seasonal precipitation from the October-April months prior to the commencement of the
592 Austral winter field season, from 2002 - 2019 at S.A. Lombard Nature Reserve. The black
593 solid lines in the temperature graph show a linear regression line, while the dash-dot line in
594 the precipitation graph shows the mean of the total annual precipitation from 2002 - 2019.

595

596 **Fig. 2.** — Relationships between morphological measurements of adult male (black) and
597 female (gray) Cape ground squirrels measured at S.A. Lombard Nature reserve from 2002-
598 2019.

599

600 **Fig. 3.** — Change in the morphology of adult male (black) and female (gray) Cape ground
601 squirrels captured at S.A. Lombard Nature reserve from 2002-2019.

Table 1.— Mean \pm SE for daily minimum and maximum temperatures, and total seasonal rainfall at S.A. Lombard nature reserve. Mean \pm SE morphological measurements for adult males and females trapped at S.A. Lombard nature reserve from 2002-2019. Morphological data was not collected from 2008-2010.

Year	Maximum daily temperature (°C)	Minimum daily temperature (°C)	Total seasonal rainfall (mm)	Male hindfoot length (mm)	Female hindfoot length (mm)	Male proportional hindfoot length	Female proportional hindfoot length	Male spine length (mm)	Female spine length (mm)	Male weight (g)	Female weight (g)
2002	25.5 \pm 0.3	9.2 \pm 0.3	500.0							703.1 \pm 7.2	659.1 \pm 7.9
2003	25.8 \pm 0.3	10.0 \pm 0.4	479.5							713.1 \pm 6.0	642.9 \pm 5.9
2004	24.4 \pm 0.3	10.7 \pm 0.4	542.7	60.1 \pm 0.2	58.4 \pm 0.1					705.9 \pm 3.2	629.8 \pm 3.3
2005	24.7 \pm 0.3	10.0 \pm 0.4	643.4	59.9 \pm 0.1	58.6 \pm 0.1					686.5 \pm 4.1	618.5 \pm 3.4
2006	21.8 \pm 0.3	9.9 \pm 0.4	644.7	58.2 \pm 0.2	57.2 \pm 0.2					673.8 \pm 5.2	631.2 \pm 3.5
2007	22.3 \pm 0.3	9.1 \pm 0.4	230.7	59.1 \pm 0.8	57.4 \pm 0.3					695.0 \pm 17.5	646.5 \pm 9.0
2008	21.7 \pm 0.3	9.6 \pm 0.4	548.3								
2009	21.4 \pm 0.4	10.0 \pm 0.4	702.5								
2010	23.1 \pm 0.3	10.5 \pm 0.4	453.8								
2011	22.1 \pm 0.3	9.3 \pm 0.4	632.8	57.5 \pm 0.3	56.2 \pm 0.2					679.8 \pm 6.4	644.3 \pm 5.4
2012	25.3 \pm 0.4	9.5 \pm 0.4	319.2	58.8 \pm 0.2	57.4 \pm 0.2	0.32 \pm 0.002	0.32 \pm 0.001	185.7 \pm 0.8	180.6 \pm 0.8	705.1 \pm 4.6	661.3 \pm 4.7
2013	26.1 \pm 0.3	9.7 \pm 0.4	498.7	59.4 \pm 0.1	57.6 \pm 0.1	0.32 \pm 0.001	0.33 \pm 0.001	183.5 \pm 0.8	174.1 \pm 0.8	696.4 \pm 3.4	629.9 \pm 3.0
2014	25.1 \pm 0.3	10.3 \pm 0.4	381.6	58.6 \pm 0.3	57.5 \pm 0.4	0.32 \pm 0.003	0.33 \pm 0.002	182.1 \pm 1.5	172.4 \pm 1.4	688.4 \pm 4.8	619.6 \pm 4.6
2015	23.4 \pm 0.4	14.0 \pm 0.3	396.5	58.7 \pm 0.2	57.5 \pm 0.2	0.32 \pm 0.002	0.33 \pm 0.002	182.6 \pm 0.9	174.8 \pm 0.9	684.8 \pm 3.8	610.2 \pm 3.9
2016	27.7 \pm 0.3	11.5 \pm 0.4	491.9	59.3 \pm 0.2	58.4 \pm 0.3	0.33 \pm 0.002	0.33 \pm 0.002	182.6 \pm 0.9	176.8 \pm 1.3	721.5 \pm 6.2	644.7 \pm 6.0
2017	27.8 \pm 0.3	11.0 \pm 0.3	550.1	60.0 \pm 0.3	58.5 \pm 0.3	0.34 \pm 0.002	0.35 \pm 0.003	175.9 \pm 1.2	169.8 \pm 1.3	717.3 \pm 7.3	628.1 \pm 5.7
2018	27.1 \pm 0.3	11.2 \pm 0.3	460.8	59.8 \pm 0.1	58.8 \pm 0.1	0.34 \pm 0.001	0.34 \pm 0.001	177.2 \pm 0.7	172.5 \pm 0.7	706.7 \pm 4.5	645.4 \pm 4.0
2019	28.5 \pm 0.3	11.3 \pm 0.3	426.7	60.4 \pm 0.1	59.5 \pm 0.1	0.35 \pm 0.002	0.35 \pm 0.002	174.6 \pm 0.8	169.9 \pm 0.7	710.8 \pm 3.4	650.3 \pm 3.4

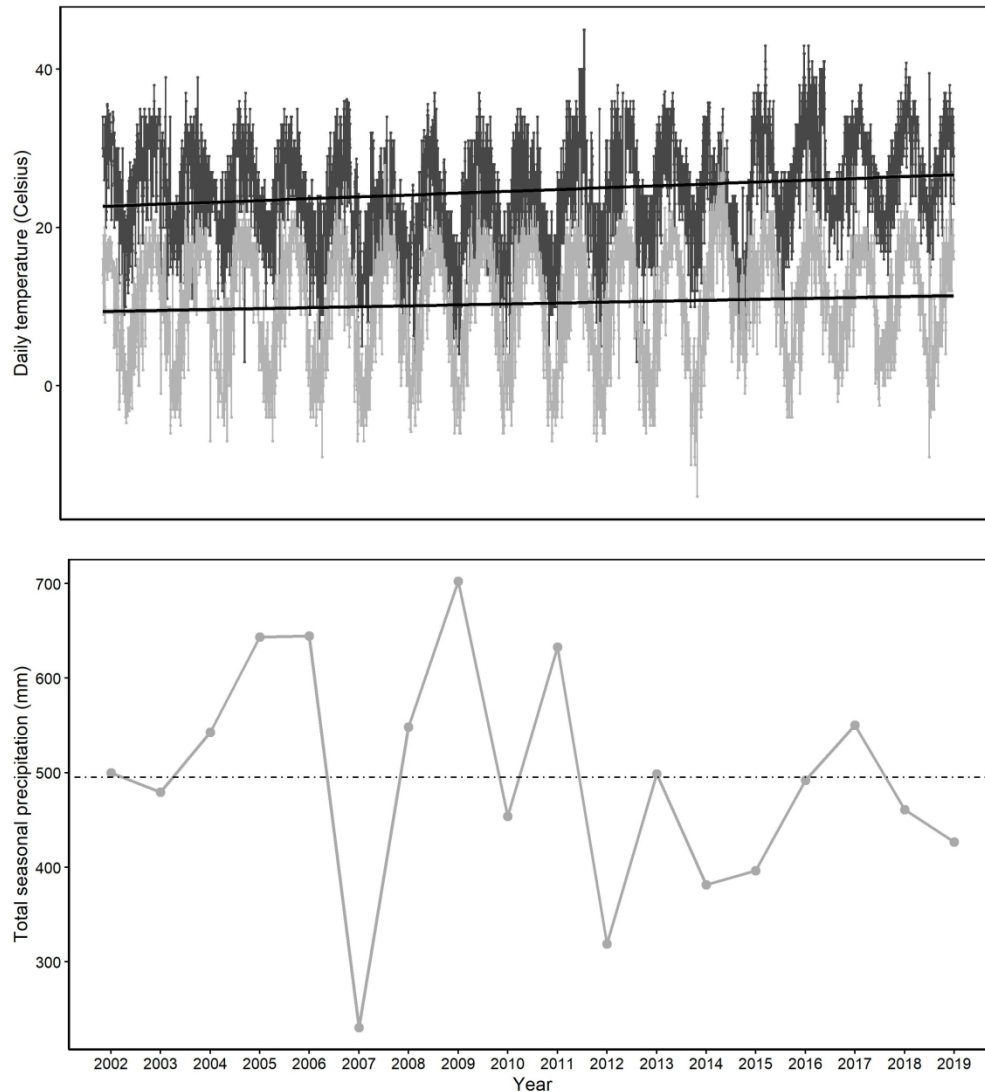


Fig. 1. — Daily maximum temperature (black), daily minimum temperature (gray), and total seasonal precipitation from the October-April months prior to the commencement of the Austral winter field season, from 2002 - 2019 at S.A. Lombard Nature Reserve. The black solid lines in the temperature graph show a linear regression line, while the dash-dot line in the precipitation graph shows the mean of the total annual precipitation from 2002 - 2019.

227x251mm (300 x 300 DPI)

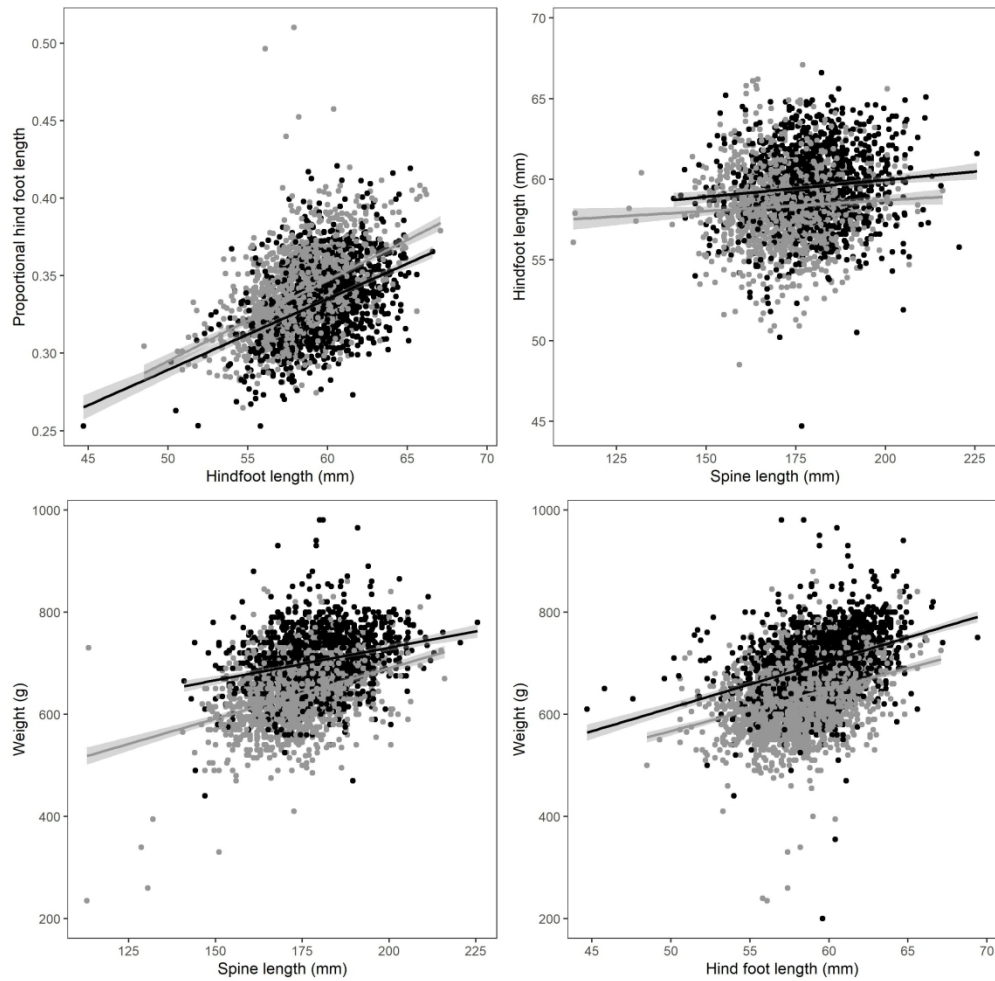


Fig. 2. — Relationships between morphological measurements of adult male (black) and female (gray) Cape ground squirrels measured at S.A. Lombard Nature reserve from 2002-2019.

247x243mm (300 x 300 DPI)

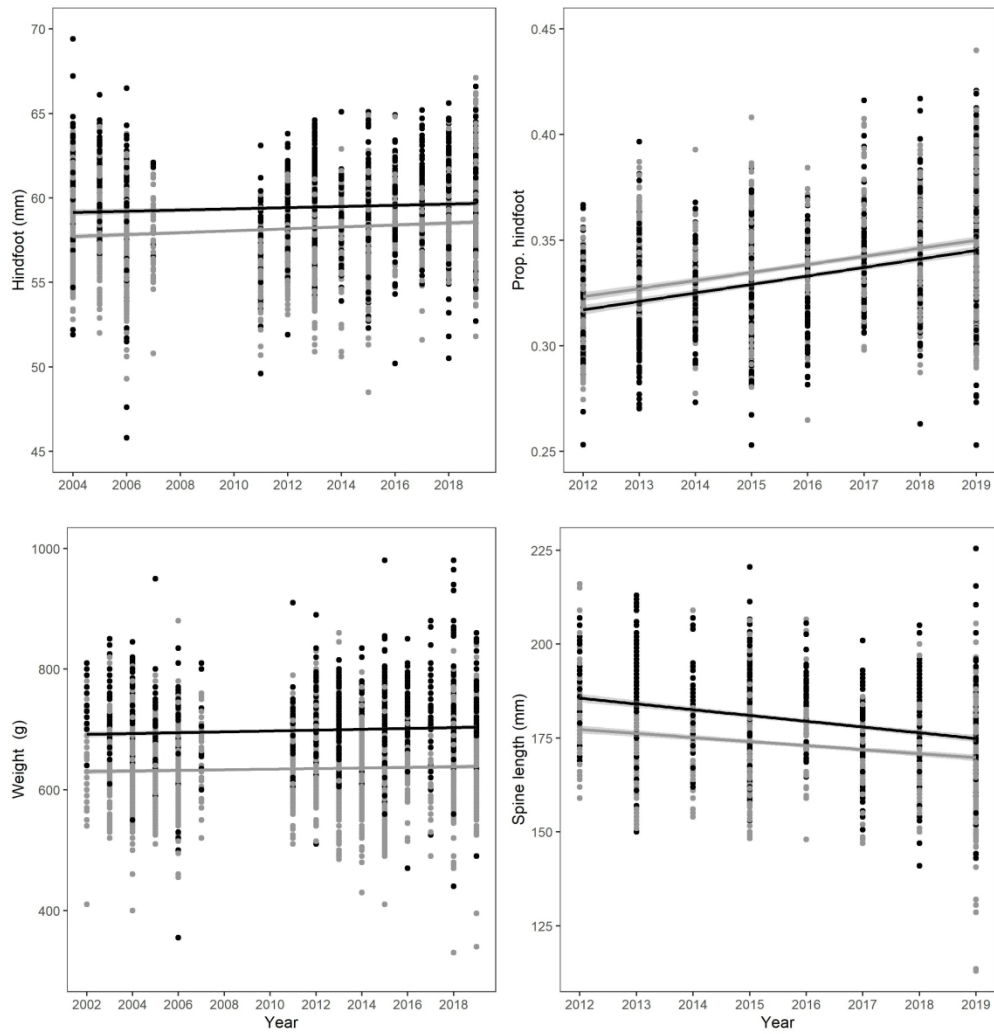


Fig. 3. — Change in the morphology of adult male (black) and female (gray) Cape ground squirrels captured at S.A. Lombard Nature reserve from 2002-2019.

244x253mm (300 x 300 DPI)

Supplementary data S1: Trapping and morphological measurement data collection dates for analyses examining the effect of temperature and rainfall on the morphology of adult Cape ground squirrels at S.A. Lombard nature reserve. Temperature and rainfall data were collected on-site from 2012-2019. Rainfall data used in analyses included Oct-Dec 2001, as the rainfall variable is the total amount of precipitation (mm) from the October-April months prior to the commencement of the Austral winter field season. For the instances where temperature data were not collected (Oct-Nov 2001, March 2007, Nov 2013, Oct 2014), we used data from the Bloemhof dam nature reserve (South African Weather Service), which is located 15.5 km from S.A. Lombard nature reserve.

Trap Data	Number of months	Includes Austral winter? (May-August)
June-Sept, Nov-Dec 2002	6	y
March-Oct 2003	8	y
Jan-Dec 2004	12	y
Jan- Dec 2005	12	y
March- Oct 2006, Dec 2006	9	y
Feb, May-June 2007	3	y
June-Oct 2011	5	y
May-Aug 2012	4	y
May- Oct 2013	6	y
May-Aug 2014	4	y
May-Aug 2015	4	y
May-Jul 2016	3	y
April-Aug 2017	5	y
May-Aug 2018	4	y
May-Oct 2019	6	y
15 years	91	

ID	Sex (1=mal)	Age(1=adu)	Date	Weight (g)	Hindfoot l	Spine length (cm)
50	2	1	18-Jun-02	760		
52	2	1	19-Jun-02	700		
60	1	1	19-Jun-02			
84	2	1	19-Jun-02	660		
61	1	1	20-Jun-02	610		
62	2	1	20-Jun-02	640		
63	1	1	20-Jun-02	680		
65	1	1	20-Jun-02	655		
67	1	1	20-Jun-02			
69	2	1	20-Jun-02	735		
72	2	1	20-Jun-02	680		
73	2	1	20-Jun-02	570		
74	2	1	21-Jun-02	705		
75	2	1	21-Jun-02	760		
78	1	1	21-Jun-02	680		
80	1	1	21-Jun-02	800		
82	2	1	21-Jun-02	610		
83	1	1	21-Jun-02	640		
67	1	1	26-Jun-02			
69	2	1	26-Jun-02			
97	1	1	26-Jun-02			
52	2	1	27-Jun-02	700		
87	2	1	27-Jun-02	640		
88	1	1	27-Jun-02	740		
75	2	1	28-Jun-02	740		
78	1	1	28-Jun-02	700		
67	1	1	29-Jun-02	770		
73	2	1	29-Jun-02	565		
89	2	1	29-Jun-02	700		
90	1	1	29-Jun-02	660		
97	1	1	29-Jun-02	630		
57	1	1	30-Jun-02	640		
84	2	1	30-Jun-02	660		
91	1	1	30-Jun-02	730		
92	1	1	30-Jun-02	740		
93	1	1	30-Jun-02	810		
95	2	1	02-Jul-02	700		
96	2	1	02-Jul-02	740		
72	2	1	03-Jul-02			
74	2	1	03-Jul-02	720		
98	1	1	03-Jul-02	740		
62	2	1	05-Jul-02	660		
99	2	1	05-Jul-02	730		
65	1	1	23-Jul-02	670		
100	2	1	23-Jul-02	780		
101	1	1	24-Jul-02	660		
66	1	1	25-Jul-02	640		
102	1	1	25-Jul-02	750		
87	2	1	06-Aug-02	680		
103	1	1	06-Aug-02	720		
105	1	1	06-Aug-02	720		
106	2	1	06-Aug-02	720		
107	2	1	06-Aug-02	640		
67	1	1	07-Aug-02	770		
69	2	1	07-Aug-02	750		

69	2	1 16-Aug-02	
73	2	1 16-Aug-02	630
97	1	1 16-Aug-02	740
62	2	1 24-Aug-02	650
72	2	1 29-Aug-02	570
74	2	1 29-Aug-02	630
75	2	1 29-Aug-02	680
98	1	1 29-Aug-02	720
110	1	1 29-Aug-02	660
52	2	1 02-Sep-02	655
54	1	1 02-Sep-02	640
60	1	1 02-Sep-02	730
63	1	1 02-Sep-02	640
100	2	1 02-Sep-02	670
113	2	1 02-Sep-02	650
115	1	1 02-Sep-02	740
116	2	1 02-Sep-02	620
117	1	1 05-Sep-02	720
99	2	1 14-Sep-02	620
119	1	1 14-Sep-02	690
52	2	1 16-Sep-02	710
87	2	1 16-Sep-02	690
121	2	1 16-Sep-02	650
122	1	1 16-Sep-02	740
125	2	1 17-Sep-02	640
69	2	1 19-Sep-02	710
72	2	1 19-Sep-02	570
97	1	1 19-Sep-02	770
74	2	1 24-Sep-02	740
75	2	1 24-Sep-02	730
90	1	1 25-Sep-02	670
73	2	1 29-Sep-02	680
122	1	1 29-Sep-02	700
89	2	1 30-Sep-02	780
52	2	1 08-Nov-02	690
60	1	1 08-Nov-02	700
63	1	1 08-Nov-02	600
67	1	1 08-Nov-02	760
69	2	1 08-Nov-02	660
72	2	1 08-Nov-02	590
78	1	1 08-Nov-02	790
84	2	1 08-Nov-02	620
87	2	1 08-Nov-02	630
127	2	1 08-Nov-02	650
129	2	1 08-Nov-02	600
52	2	1 12-Nov-02	670
68	2	1 12-Nov-02	540
73	2	1 12-Nov-02	550
89	2	1 12-Nov-02	740
72	2	1 13-Nov-02	570
75	2	1 13-Nov-02	670
87	2	1 13-Nov-02	630
110	1	1 13-Nov-02	710
131	1	1 13-Nov-02	740
51	1	1 14-Nov-02	740
66	1	1 14-Nov-02	680

133	2	1 14-Nov-02	660
83	1	1 15-Nov-02	650
100	2	1 15-Nov-02	640
65	1	1 17-Nov-02	650
63	1	1 18-Nov-02	640
84	2	1 18-Nov-02	590
99	2	1 18-Nov-02	610
115	1	1 18-Nov-02	760
57	1	1 19-Nov-02	650
62	2	1 19-Nov-02	630
119	1	1 19-Nov-02	740
140	1	1 19-Nov-02	770
141	1	1 19-Nov-02	640
142	1	1 19-Nov-02	730
143	2	1 19-Nov-02	410
67	1	1 05-Dec-02	
69	2	1 05-Dec-02	680
73	2	1 05-Dec-02	580
71	2	1 19-Dec-02	650
67	1	1 02-Jan-03	780
71	2	1 02-Jan-03	650
73	2	1 02-Jan-03	610
97	1	1 03-Jan-03	760
72	2	1 04-Jan-03	630
70	1	1 20-Mar-03	750
99	2	1 20-Mar-03	620
58	1	1 21-Mar-03	620
62	2	1 21-Mar-03	600
119	1	1 21-Mar-03	670
63	1	1 25-Mar-03	700
109	1	1 25-Mar-03	610
122	1	1 25-Mar-03	725
54	1	1 28-Mar-03	690
62	2	1 28-Mar-03	640
75	2	1 28-Mar-03	750
99	2	1 28-Mar-03	
115	1	1 28-Mar-03	810
84	2	1 29-Mar-03	680
108	2	1 29-Mar-03	650
147	1	1 27-Apr-03	750
51	1	1 30-Apr-03	800
56	1	1 30-Apr-03	730
58	1	1 30-Apr-03	700
112	1	1 30-Apr-03	680
71	2	1 #####	
68	2	1 #####	570
69	2	1 #####	670
70	1	1 #####	620
73	2	1 #####	610
71	2	1 #####	540
72	2	1 #####	620
69	2	1 #####	790
73	2	1 #####	665
97	1	1 #####	820
112	1	1 #####	740
148	2	1 #####	690

150	1	1	#####	840
68	2	1	#####	670
70	1	1	#####	720
71	2	1	#####	680
99	2	1	#####	560
110	1	1	#####	780
115	1	1	#####	735
152	2	1	#####	550
153	1	1	#####	760
154	1	1	#####	750
58	1	1	#####	715
63	1	1	#####	675
64	2	1	#####	520
69	2	1	#####	740
72	2	1	#####	610
84	2	1	#####	670
94	2	1	#####	640
109	1	1	#####	730
119	1	1	#####	760
155	1	1	#####	710
157	2	1	#####	680
159	1	1	#####	680
51	1	1	#####	790
54	1	1	#####	640
63	1	1	#####	640
75	2	1	#####	690
76	1	1	#####	675
77	1	1	#####	695
78	1	1	#####	780
79	2	1	#####	550
90	1	1	#####	750
69	2	1	02-Jun-03	780
84	2	1	02-Jun-03	
97	1	1	02-Jun-03	750
103	1	1	02-Jun-03	700
109	1	1	02-Jun-03	760
162	1	1	02-Jun-03	590
163	2	1	03-Jun-03	670
165	1	1	03-Jun-03	735
57	1	1	04-Jun-03	660
62	2	1	04-Jun-03	610
64	2	1	04-Jun-03	555
94	2	1	04-Jun-03	590
99	2	1	04-Jun-03	625
112	1	1	04-Jun-03	665
62	2	1	05-Jun-03	
108	2	1	05-Jun-03	730
122	1	1	05-Jun-03	700
127	2	1	06-Jun-03	665
60	1	1	07-Jun-03	725
168	1	1	07-Jun-03	650
58	1	1	08-Jun-03	620
115	1	1	08-Jun-03	680
75	2	1	12-Jun-03	705
79	2	1	12-Jun-03	560
76	1	1	13-Jun-03	685

77	1	1	13-Jun-03	680
90	1	1	13-Jun-03	730
170	1	1	13-Jun-03	825
68	2	1	14-Jun-03	560
73	2	1	14-Jun-03	665
89	2	1	14-Jun-03	730
171	1	1	22-Jun-03	700
172	2	1	22-Jun-03	700
173	2	1	22-Jun-03	640
169	2	1	29-Jun-03	560
174	2	1	29-Jun-03	550
175	2	1	29-Jun-03	600
69	2	1	03-Jul-03	730
71	2	1	03-Jul-03	730
73	2	1	03-Jul-03	660
110	1	1	03-Jul-03	730
111	1	1	03-Jul-03	760
170	1	1	03-Jul-03	800
176	2	1	03-Jul-03	620
179	1	1	03-Jul-03	780
71	2	1	05-Jul-03	
72	2	1	05-Jul-03	
73	2	1	05-Jul-03	
80	1	1	05-Jul-03	850
159	1	1	05-Jul-03	680
181	1	1	05-Jul-03	650
69	2	1	08-Jul-03	740
70	1	1	08-Jul-03	720
73	2	1	08-Jul-03	
110	1	1	08-Jul-03	680
182	1	1	08-Jul-03	650
77	1	1	09-Jul-03	700
79	2	1	09-Jul-03	570
53	2	1	17-Jul-03	630
59	2	1	17-Jul-03	720
64	2	1	17-Jul-03	600
84	2	1	17-Jul-03	810
94	2	1	17-Jul-03	690
115	1	1	17-Jul-03	780
53	2	1	28-Jul-03	610
59	2	1	28-Jul-03	660
62	2	1	28-Jul-03	680
82	2	1	29-Jul-03	735
133	2	1	29-Jul-03	760
136	2	1	29-Jul-03	680
137	2	1	29-Jul-03	820
184	2	1	29-Jul-03	610
185	2	1	29-Jul-03	580
69	2	1	31-Jul-03	760
71	2	1	31-Jul-03	740
73	2	1	31-Jul-03	690
53	2	1	12-Aug-03	600
58	1	1	12-Aug-03	705
60	1	1	12-Aug-03	730
63	1	1	12-Aug-03	640
64	2	1	12-Aug-03	530

94	2	1 12-Aug-03	610
122	1	1 12-Aug-03	690
53	2	1 22-Aug-03	595
57	1	1 22-Aug-03	700
69	2	1 22-Aug-03	760
77	1	1 22-Aug-03	680
79	2	1 22-Aug-03	560
97	1	1 22-Aug-03	850
99	2	1 22-Aug-03	540
112	1	1 22-Aug-03	630
115	1	1 22-Aug-03	770
119	1	1 22-Aug-03	730
53	2	1 01-Sep-03	635
54	1	1 01-Sep-03	660
133	2	1 01-Sep-03	630
184	2	1 01-Sep-03	535
53	2	1 09-Sep-03	735
62	2	1 09-Sep-03	640
66	1	1 09-Sep-03	680
86	2	1 09-Sep-03	560
99	2	1 09-Sep-03	610
114	2	1 09-Sep-03	615
162	1	1 09-Sep-03	590
186	2	1 09-Sep-03	545
187	2	1 09-Sep-03	560
148	2	1 12-Sep-03	650
153	1	1 12-Sep-03	750
157	2	1 12-Sep-03	700
163	2	1 12-Sep-03	670
192	2	1 12-Sep-03	670
64	2	1 16-Sep-03	545
68	2	1 16-Sep-03	590
70	1	1 16-Sep-03	670
71	2	1 16-Sep-03	660
72	2	1 16-Sep-03	630
73	2	1 16-Sep-03	620
84	2	1 16-Sep-03	650
89	2	1 16-Sep-03	740
94	2	1 16-Sep-03	640
104	1	1 16-Sep-03	760
108	2	1 16-Sep-03	600
195	1	1 16-Sep-03	770
64	2	1 18-Sep-03	
84	2	1 18-Sep-03	
125	2	1 18-Sep-03	645
196	2	1 18-Sep-03	665
54	1	1 24-Sep-03	670
58	1	1 24-Sep-03	710
62	2	1 24-Sep-03	620
86	2	1 24-Sep-03	575
86	2	1 24-Sep-03	675
109	1	1 24-Sep-03	730
114	2	1 24-Sep-03	
125	2	1 24-Sep-03	
198	1	1 24-Sep-03	755
53	2	1 25-Sep-03	680

200	2	1	25-Sep-03	640	
68	2	1	02-Oct-03	635	
69	2	1	02-Oct-03	710	
71	2	1	02-Oct-03	645	
72	2	1	03-Oct-03	620	
184	2	1	03-Oct-03	535	
185	2	1	03-Oct-03	600	
186	2	1	03-Oct-03	590	
86	2	1	08-Oct-03	580	
162	1	1	08-Oct-03	650	
196	2	1	08-Oct-03	700	
192	2	1	09-Oct-03	670	
71	2	1	13-Oct-03	605	
165	1	1	13-Oct-03	660	
171	1	1	13-Oct-03	730	
172	2	1	13-Oct-03	720	
62	2	1	27-Oct-03	610	
99	2	1	27-Oct-03	600	
69	2	1	30-Oct-03	730	
71	2	1	30-Oct-03	640	
73	2	1	30-Oct-03	695	
124	2	1	30-Oct-03	570	
126	2	1	30-Oct-03	560	
134	1	1	30-Oct-03	670	
156	1	1	30-Oct-03	610	
199	1	1	30-Oct-03	710	
282	1	1	30-Oct-03	720	
71	2	1	18-Jan-04	670	
69	2	1	19-Jan-04	685	57.9
73	2	1	19-Jan-04	640	59.1
77	1	1	19-Jan-04	720	59.6
79	2	1	19-Jan-04	585	58
144	2	1	19-Jan-04	620	60.8
69	2	1	20-Jan-04	640	
130	1	1	22-Jan-04	730	61.7
69	2	1	23-Jan-04	620	59.8
70	1	1	23-Jan-04	700	59.1
104	1	1	23-Jan-04	740	63.2
170	1	1	23-Jan-04	765	61.3
179	1	1	23-Jan-04	775	61.5
208	1	1	23-Jan-04	690	57.8
68	2	1	24-Jan-04	610	58.7
89	2	1	24-Jan-04	680	61.9
211	1	1	24-Jan-04	690	62.2
84	2	1	25-Jan-04	650	58.9
118	1	1	25-Jan-04	740	67.2
62	2	1	26-Jan-04	640	59.2
99	2	1	26-Jan-04	710	60.9
115	1	1	26-Jan-04	770	60.9
122	1	1	27-Jan-04	730	61.1
53	2	1	28-Jan-04	240	55.8
58	1	1	28-Jan-04	750	60
94	2	1	28-Jan-04	660	54.8
54	1	1	30-Jan-04	730	59.4
60	1	1	30-Jan-04	770	58
112	1	1	30-Jan-04	740	58.7

119	1	1	30-Jan-04	815	61.8
122	1	1	30-Jan-04	740	58.3
125	2	1	30-Jan-04	720	60.8
58	1	1	01-Feb-04	720	60.2
84	2	1	01-Feb-04	670	59.6
108	2	1	01-Feb-04	670	57.7
62	2	1	09-Feb-04	640	55.6
63	1	1	09-Feb-04	680	58.1
64	2	1	09-Feb-04	560	58.1
164	2	1	09-Feb-04	640	58.8
86	2	1	11-Feb-04	600	57
94	2	1	11-Feb-04	670	57.3
114	2	1	11-Feb-04	710	59.1
122	1	1	11-Feb-04	750	61.6
53	2	1	13-Feb-04	620	57
112	1	1	13-Feb-04	730	59.7
115	1	1	13-Feb-04	845	60.8
99	2	1	16-Feb-04	650	58.2
108	2	1	16-Feb-04	675	57.7
64	2	1	17-Feb-04	550	56
84	2	1	17-Feb-04	670	60.4
94	2	1	17-Feb-04	660	56.6
109	1	1	18-Feb-04		60.1
112	1	1	18-Feb-04	730	60.5
148	2	1	19-Feb-04	670	59.2
158	2	1	19-Feb-04	630	59.7
72	2	1	20-Feb-04	620	60.4
58	1	1	23-Feb-04	740	60.6
112	1	1	23-Feb-04	710	59.8
118	1	1	23-Feb-04	740	59.2
119	1	1	23-Feb-04	785	62.2
153	1	1	23-Feb-04	785	63.9
157	2	1	23-Feb-04	710	58.9
164	2	1	26-Feb-04	660	58.3
112	1	1	27-Feb-04	710	59.2
175	2	1	02-Mar-04	620	58.9
86	2	1	04-Mar-04	600	56.2
163	2	1	04-Mar-04	680	58
166	2	1	04-Mar-04	660	59.5
122	1	1	10-Mar-04	720	60.2
68	2	1	11-Mar-04	660	56.3
73	2	1	11-Mar-04	660	58.8
79	2	1	11-Mar-04	610	58
214	1	1	11-Mar-04	710	59.8
71	2	1	12-Mar-04	680	57.1
181	1	1	12-Mar-04	690	57.9
73	2	1	15-Mar-04	660	59.9
79	2	1	15-Mar-04	600	56.9
145	2	1	15-Mar-04	570	58.6
58	1	1	16-Mar-04	740	59.4
63	1	1	16-Mar-04	680	58.1
84	2	1	16-Mar-04	680	59.9
94	2	1	16-Mar-04	660	56.6
99	2	1	16-Mar-04	680	60.4
115	1	1	16-Mar-04	775	63.3
119	1	1	16-Mar-04	775	62.5

139	1	1 16-Mar-04	680	59.4
108	2	1 17-Mar-04	680	56.2
112	1	1 17-Mar-04	700	57.3
118	1	1 17-Mar-04	750	60.4
122	1	1 17-Mar-04	730	58.5
53	2	1 18-Mar-04	640	55.2
60	1	1 18-Mar-04	775	58.4
62	2	1 18-Mar-04	640	56.4
64	2	1 18-Mar-04	580	54.4
112	1	1 19-Mar-04	680	59.4
115	1	1 19-Mar-04	770	58.4
71	2	1 25-Mar-04	700	57.8
73	2	1 25-Mar-04	650	60.1
60	1	1 27-Mar-04	740	58.4
62	2	1 27-Mar-04	640	57.2
64	2	1 27-Mar-04	580	56.8
84	2	1 27-Mar-04	680	58.5
94	2	1 27-Mar-04	650	56.1
109	1	1 27-Mar-04	750	69.4
112	1	1 27-Mar-04	700	60.2
114	2	1 27-Mar-04	720	58.2
164	2	1 27-Mar-04	640	58.5
53	2	1 29-Mar-04	630	55.9
99	2	1 29-Mar-04	660	58.2
115	1	1 29-Mar-04	750	62.7
119	1	1 29-Mar-04	750	63.2
54	1	1 30-Mar-04	670	59.8
58	1	1 30-Mar-04	720	60.6
108	2	1 30-Mar-04	670	59
125	2	1 30-Mar-04	730	61.2
63	1	1 01-Apr-04	670	57
86	2	1 01-Apr-04	600	57.6
139	1	1 01-Apr-04	660	57.2
68	2	1 02-Apr-04	630	58.8
145	2	1 02-Apr-04	580	58.1
166	2	1 13-Apr-04	690	59.3
163	2	1 14-Apr-04	690	58.5
172	2	1 14-Apr-04	660	59.5
175	2	1 14-Apr-04	610	59.1
119	1	1 16-Apr-04	720	63.8
184	2	1 16-Apr-04	610	58.4
88	1	1 17-Apr-04	760	62.1
89	2	1 17-Apr-04	710	62.4
187	2	1 17-Apr-04	660	60.6
69	2	1 21-Apr-04	660	59.5
97	1	1 21-Apr-04	775	61.6
133	2	1 23-Apr-04	640	56.6
130	1	1 26-Apr-04	800	60.3
72	2	1 27-Apr-04	710	59.2
145	2	1 27-Apr-04	710	55.2
211	1	1 27-Apr-04	720	62.8
118	1	1 29-Apr-04	740	60.5
108	2	1 #####	720	59.4
186	2	1 #####	580	61.2
71	2	1 #####	700	60.7
76	1	1 #####	710	60.6

77	1	1	#####	750	60.3
79	2	1	#####	610	58
222	2	1	#####	720	60.2
223	2	1	#####	650	59.5
224	2	1	#####	680	59.7
148	2	1	#####	610	57.9
157	2	1	#####	720	58.7
158	2	1	#####	600	60.1
171	1	1	#####	730	60.1
159	1	1	#####	690	60
161	1	1	#####	705	52.2
225	1	1	#####	700	58.2
140	1	1	#####	760	61.4
169	2	1	#####	560	57.8
53	2	1	#####	680	53.4
71	2	1	#####		
170	1	1	#####	780	61.6
88	1	1	#####		
97	1	1	#####		
110	1	1	#####	740	63.2
163	2	1	#####	700	57
172	2	1	#####	680	62
214	1	1	#####	760	60.8
226	2	1	#####	690	60
228	1	1	#####	700	61.2
161	1	1	#####	705	51.9
170	1	1	#####	760	59.8
139	1	1	#####		
112	1	1	#####		
231	2	1	01-Jun-04	635	55.7
233	2	1	01-Jun-04	655	56.7
234	1	1	01-Jun-04	750	58.3
94	2	1	02-Jun-04		
118	1	1	02-Jun-04		
237	2	1	02-Jun-04	670	58.2
238	1	1	02-Jun-04	680	61.4
240	2	1	02-Jun-04	585	58.7
241	2	1	02-Jun-04	590	57
242	1	1	02-Jun-04	735	59.5
226	2	1	03-Jun-04		
110	1	1	04-Jun-04	730	63.4
118	1	1	04-Jun-04		
237	2	1	04-Jun-04		
244	2	1	04-Jun-04	705	57.7
245	1	1	04-Jun-04	710	59.9
246	1	1	04-Jun-04	630	54.3
247	1	1	04-Jun-04	755	58.8
248	2	1	04-Jun-04	670	61.2
249	1	1	04-Jun-04	710	56.6
54	1	1	05-Jun-04		
70	1	1	05-Jun-04	685	59
70	1	1	05-Jun-04	685	59
94	2	1	05-Jun-04		
99	2	1	05-Jun-04	630	58.9
208	1	1	05-Jun-04	620	61.6
211	1	1	05-Jun-04	620	64.2

250	1	1	05-Jun-04	685	59.9
251	1	1	05-Jun-04	620	59.2
252	1	1	06-Jun-04	725	58
71	2	1	08-Jun-04	700	59.9
73	2	1	08-Jun-04	635	58.2
112	1	1	08-Jun-04		
145	2	1	08-Jun-04	565	54.8
54	1	1	09-Jun-04		
94	2	1	09-Jun-04		
112	1	1	09-Jun-04		
118	1	1	09-Jun-04		
144	2	1	09-Jun-04	570	56.7
179	1	1	09-Jun-04	755	60
223	2	1	09-Jun-04		
254	1	1	09-Jun-04	715	60
255	1	1	09-Jun-04	650	60.1
71	2	1	10-Jun-04		
73	2	1	10-Jun-04		
103	1	1	10-Jun-04	705	60.7
138	1	1	10-Jun-04	705	60.3
145	2	1	10-Jun-04	545	59
145	2	1	10-Jun-04		
161	1	1	10-Jun-04		
187	2	1	10-Jun-04	645	58.7
233	2	1	10-Jun-04	645	56.7
252	1	1	10-Jun-04	710	59.4
256	1	1	10-Jun-04	655	59.5
257	1	1	10-Jun-04	715	59.8
258	1	1	10-Jun-04	645	59.4
68	2	1	11-Jun-04		
71	2	1	11-Jun-04		
71	2	1	11-Jun-04	685	58.5
77	1	1	11-Jun-04	720	62.4
144	2	1	11-Jun-04	575	54.3
145	2	1	11-Jun-04	635	54.8
145	2	1	11-Jun-04		
160	1	1	11-Jun-04	700	61.3
161	1	1	11-Jun-04	665	56.6
161	1	1	11-Jun-04		
226	2	1	11-Jun-04	715	59.4
228	1	1	11-Jun-04	695	58.3
254	1	1	11-Jun-04	700	59
259	2	1	11-Jun-04	585	56.1
260	2	1	11-Jun-04	680	60.6
unmarked	1	1	11-Jun-04	655	59.6
53	2	1	12-Jun-04	560	55.4
74	2	1	12-Jun-04	615	56.4
94	2	1	12-Jun-04	590	54.5
99	2	1	12-Jun-04	615	57.7
110	1	1	12-Jun-04	705	61.7
112	1	1	12-Jun-04	660	59.1
139	1	1	12-Jun-04	630	56.4
160	1	1	12-Jun-04	730	62.2
261	2	1	12-Jun-04	680	60.6
263	2	1	12-Jun-04	700	59.1
268	2	1	12-Jun-04	685	54.2

270	1	1	12-Jun-04	710	55.7
137	2	1	13-Jun-04	630	59.5
147	1	1	13-Jun-04	705	61
163	2	1	13-Jun-04	620	58
166	2	1	13-Jun-04	640	58.4
172	2	1	13-Jun-04	640	59
187	2	1	13-Jun-04	620	60.7
223	2	1	13-Jun-04	575	56.4
255	1	1	13-Jun-04	640	61
273	2	1	13-Jun-04	590	59.5
68	2	1	14-Jun-04	640	57.9
71	2	1	14-Jun-04	680	58
108	2	1	14-Jun-04	655	56.3
140	1	1	14-Jun-04	750	59.2
145	2	1	14-Jun-04		
169	2	1	14-Jun-04	580	58.2
240	2	1	14-Jun-04	620	55.9
241	2	1	14-Jun-04	610	57
248	2	1	14-Jun-04	680	61
260	2	1	14-Jun-04	665	59.6
261	2	1	14-Jun-04	670	58.9
263	2	1	14-Jun-04	685	58.8
267	2	1	14-Jun-04	680	59.4
268	2	1	14-Jun-04	675	59.4
270	1	1	14-Jun-04	700	58.2
54	1	1	15-Jun-04		
94	2	1	15-Jun-04	595	55.9
99	2	1	15-Jun-04	615	58.5
118	1	1	15-Jun-04		
137	2	1	15-Jun-04		
137	2	1	15-Jun-04	660	57.4
138	1	1	15-Jun-04		
138	1	1	15-Jun-04	680	57.8
163	2	1	15-Jun-04		
163	2	1	15-Jun-04	600	59
172	2	1	15-Jun-04		
172	2	1	15-Jun-04	650	60.6
198	1	1	15-Jun-04	730	60.8
224	2	1	15-Jun-04		
224	2	1	15-Jun-04	625	59.5
84	2	1	16-Jun-04	630	58.8
94	2	1	16-Jun-04		
99	2	1	16-Jun-04		
222	2	1	16-Jun-04	645	60.1
231	2	1	16-Jun-04	575	57.2
233	2	1	16-Jun-04	625	57.1
240	2	1	16-Jun-04	595	56.4
241	2	1	16-Jun-04	620	58.8
248	2	1	16-Jun-04	665	57.8
249	1	1	16-Jun-04	660	56.5
254	1	1	16-Jun-04	720	59.9
255	1	1	16-Jun-04	670	61.4
276	1	1	16-Jun-04	630	57.4
54	1	1	17-Jun-04	570	58.3
84	2	1	17-Jun-04		
94	2	1	17-Jun-04		

103	1	1	17-Jun-04	715	59.2
118	1	1	17-Jun-04	695	
148	2	1	17-Jun-04	620	58.4
157	2	1	17-Jun-04	750	58.4
158	2	1	17-Jun-04	620	60.4
170	1	1	17-Jun-04	770	61.6
211	1	1	17-Jun-04	700	62.9
214	1	1	17-Jun-04	725	61.1
225	1	1	17-Jun-04	795	56.1
234	1	1	17-Jun-04	750	60.4
238	1	1	17-Jun-04	695	61.5
270	1	1	17-Jun-04	780	60.5
279	2	1	17-Jun-04	665	61
110	1	1	18-Jun-04	700	
159	1	1	18-Jun-04	690	58.8
176	2	1	18-Jun-04	670	61.5
183	2	1	18-Jun-04	700	60.8
233	2	1	18-Jun-04	650	58.4
54	1	1	19-Jun-04	670	58.8
68	2	1	19-Jun-04		
112	1	1	19-Jun-04	670	59.2
125	2	1	19-Jun-04	705	62.5
145	2	1	19-Jun-04		
148	2	1	19-Jun-04	620	58.1
157	2	1	19-Jun-04	735	59.2
161	1	1	19-Jun-04		
203	2	1	19-Jun-04		
211	1	1	19-Jun-04	690	64.8
69	2	1	20-Jun-04	685	59.9
89	2	1	20-Jun-04	765	60.4
109	1	1	20-Jun-04	730	58.5
118	1	1	20-Jun-04	705	60.1
144	2	1	20-Jun-04	560	55.5
178	1	1	20-Jun-04	795	60.2
263	2	1	20-Jun-04	680	59.4
79	2	1	21-Jun-04	635	60.4
145	2	1	21-Jun-04	545	61.1
148	2	1	21-Jun-04	610	58.9
158	2	1	21-Jun-04	620	58
159	1	1	21-Jun-04	590	60.4
164	2	1	21-Jun-04	630	57.9
203	2	1	21-Jun-04	555	56.8
211	1	1	21-Jun-04	740	62.7
282	1	1	21-Jun-04	630	57.9
77	1	1	22-Jun-04	720	62.4
84	2	1	22-Jun-04	660	58.9
94	2	1	22-Jun-04	580	56.5
99	2	1	22-Jun-04		
166	2	1	22-Jun-04	600	57.9
172	2	1	22-Jun-04	620	58.3
217	2	1	22-Jun-04	570	58.5
223	2	1	22-Jun-04	560	57.5
224	2	1	22-Jun-04		
86	2	1	23-Jun-04	580	55.1
148	2	1	23-Jun-04	610	58.6
157	2	1	23-Jun-04	745	59.5

168	1	1	23-Jun-04	675	62.3
94	2	1	24-Jun-04		
99	2	1	24-Jun-04		
166	2	1	24-Jun-04		
223	2	1	24-Jun-04	555	57.9
54	1	1	25-Jun-04		
64	2	1	25-Jun-04	540	55.3
84	2	1	25-Jun-04		
94	2	1	25-Jun-04		
99	2	1	25-Jun-04		
108	2	1	25-Jun-04		
112	1	1	25-Jun-04	645	60
118	1	1	25-Jun-04		
166	2	1	25-Jun-04		
217	2	1	25-Jun-04		
54	1	1	26-Jun-04		
84	2	1	26-Jun-04		
94	2	1	26-Jun-04		
99	2	1	26-Jun-04		
118	1	1	26-Jun-04		
145	2	1	26-Jun-04		
166	2	1	26-Jun-04		
223	2	1	26-Jun-04		
71	2	1	27-Jun-04		
79	2	1	27-Jun-04		
166	2	1	27-Jun-04		
203	2	1	27-Jun-04		
211	1	1	27-Jun-04		
217	2	1	27-Jun-04		
223	2	1	27-Jun-04		
53	2	1	01-Jul-04	580	56.1
109	1	1	01-Jul-04	730	59.3
139	1	1	01-Jul-04	675	58.2
145	2	1	03-Jul-04	545	58.1
64	2	1	04-Jul-04	520	55.5
108	2	1	05-Jul-04	590	57.8
99	2	1	06-Jul-04	610	59.1
147	1	1	06-Jul-04	670	58.7
130	1	1	08-Jul-04	755	62.4
161	1	1	08-Jul-04	665	60.7
54	1	1	09-Jul-04	650	58.3
60	1	1	09-Jul-04	690	59.6
64	2	1	09-Jul-04	500	56.4
69	2	1	09-Jul-04	695	59.3
84	2	1	09-Jul-04	595	59.3
94	2	1	09-Jul-04	555	55.6
112	1	1	09-Jul-04	655	60.9
118	1	1	09-Jul-04	700	59
147	1	1	09-Jul-04	675	59.2
163	2	1	09-Jul-04	565	58.9
164	2	1	09-Jul-04	625	59.4
166	2	1	09-Jul-04	620	58.8
166	2	1	09-Jul-04	570	58.8
217	2	1	09-Jul-04	585	58
223	2	1	09-Jul-04	565	58.9
224	2	1	09-Jul-04	635	59.6

71	2	1	10-Jul-04	725	57.6
76	1	1	10-Jul-04	665	62
79	2	1	10-Jul-04	685	60.2
97	1	1	10-Jul-04	775	61.6
99	2	1	10-Jul-04	625	58.7
118	1	1	10-Jul-04	695	58.7
140	1	1	10-Jul-04	710	60.3
145	2	1	10-Jul-04	545	59.5
89	2	1	11-Jul-04	780	61.5
203	2	1	11-Jul-04	600	56.6
268	2	1	11-Jul-04	680	59.8
60	1	1	12-Jul-04	695	59.8
71	2	1	12-Jul-04	720	58.2
148	2	1	12-Jul-04	580	58.6
157	2	1	12-Jul-04	710	58.8
203	2	1	12-Jul-04	585	55.7
211	1	1	12-Jul-04	700	63.2
289	2	1	12-Jul-04	710	61.8
53	2	1	13-Jul-04	540	55.8
84	2	1	13-Jul-04	600	58.2
108	2	1	13-Jul-04	620	57.8
240	2	1	13-Jul-04	680	59.7
248	2	1	13-Jul-04	720	61.8
241	2	1	14-Jul-04	660	57.1
70	1	1	16-Jul-04	655	59.7
260	2	1	16-Jul-04	660	62.3
114	2	1	17-Jul-04	625	58.8
170	1	1	17-Jul-04	710	61.3
225	1	1	17-Jul-04	720	57.2
231	2	1	17-Jul-04	550	57.7
234	1	1	17-Jul-04	725	59.2
258	1	1	17-Jul-04	640	60.1
263	2	1	17-Jul-04	630	58.5
291	1	1	17-Jul-04	700	63.6
86	2	1	18-Jul-04	610	56.1
116	2	1	18-Jul-04	605	62.6
137	2	1	18-Jul-04	600	57.6
226	2	1	18-Jul-04	645	60.6
233	2	1	18-Jul-04	635	57.7
255	1	1	18-Jul-04	685	62.1
267	2	1	18-Jul-04	680	57.4
139	1	1	19-Jul-04	675	58.8
138	1	1	21-Jul-04	700	59.3
184	2	1	21-Jul-04	550	58.1
249	1	1	21-Jul-04	670	58.8
256	1	1	21-Jul-04	625	59.9
270	1	1	21-Jul-04	660	56
273	2	1	21-Jul-04	670	57.8
279	2	1	21-Jul-04	650	59.4
68	2	1	22-Jul-04	700	58.5
97	1	1	22-Jul-04	810	62.5
125	2	1	22-Jul-04	740	60.5
158	2	1	22-Jul-04	690	59.6
187	2	1	22-Jul-04	640	60.4
279	2	1	22-Jul-04	650	59.4
77	1	1	24-Jul-04	720	60.1

140	1	1 25-Jul-04	720	60.4
295	2	1 28-Jul-04	600	59.7
54	1	1 01-Aug-04	670	
60	1	1 01-Aug-04	720	
69	2	1 01-Aug-04		
69	2	1 01-Aug-04		
79	2	1 01-Aug-04		
97	1	1 01-Aug-04		
145	2	1 01-Aug-04		
146	2	1 01-Aug-04		
166	2	1 01-Aug-04	570	58.8
205	2	1 01-Aug-04	545	57.8
213	1	1 01-Aug-04	660	
217	2	1 01-Aug-04	595	58.4
218	2	1 01-Aug-04	555	60.5
223	2	1 01-Aug-04	585	61.3
255	1	1 01-Aug-04	645	
84	2	1 02-Aug-04	605	60.6
54	1	1 05-Aug-04	640	59.1
60	1	1 05-Aug-04	690	60.4
64	2	1 05-Aug-04	460	57.6
69	2	1 05-Aug-04	735	60.3
79	2	1 05-Aug-04	580	59.4
84	2	1 05-Aug-04	615	59.3
94	2	1 05-Aug-04	510	57.5
97	1	1 05-Aug-04	770	62.7
99	2	1 05-Aug-04	640	59.1
118	1	1 05-Aug-04	700	61
145	2	1 05-Aug-04	530	62.9
146	2	1 05-Aug-04	540	56
166	2	1 05-Aug-04	600	60.3
184	2	1 05-Aug-04	590	59
203	2	1 05-Aug-04	590	57.6
205	2	1 05-Aug-04	550	60.6
211	1	1 05-Aug-04	700	63.9
213	1	1 05-Aug-04	660	60.8
215	2	1 05-Aug-04	595	59.7
217	2	1 05-Aug-04	620	59
218	2	1 05-Aug-04	610	58.3
223	2	1 05-Aug-04	590	59
282	1	1 05-Aug-04	690	60.7
130	1	1 06-Aug-04	755	62.1
137	2	1 06-Aug-04	615	57.4
147	1	1 06-Aug-04	705	60.1
161	1	1 06-Aug-04	540	59.6
214	1	1 06-Aug-04	700	62.1
240	2	1 06-Aug-04	585	60.2
241	2	1 06-Aug-04	600	58.5
248	2	1 06-Aug-04	655	60.8
255	1	1 06-Aug-04	660	62.3
71	2	1 07-Aug-04	680	59.6
77	1	1 07-Aug-04	690	61.2
211	1	1 07-Aug-04	690	64.4
268	2	1 08-Aug-04	675	60.1
295	2	1 10-Aug-04	615	59.9
125	2	1 11-Aug-04	800	63.5

148	2	1 11-Aug-04	585	59.8
158	2	1 11-Aug-04	605	60
164	2	1 11-Aug-04	695	59.6
231	2	1 11-Aug-04	565	58.3
248	2	1 11-Aug-04	665	62
108	2	1 12-Aug-04	665	59.5
191	2	1 12-Aug-04	695	57.7
116	2	1 13-Aug-04	600	63.9
86	2	1 14-Aug-04	615	57.6
89	2	1 16-Aug-04	755	62.4
217	2	1 16-Aug-04	650	55.3
224	2	1 16-Aug-04	620	59.7
247	1	1 16-Aug-04	745	63.3
260	2	1 16-Aug-04	615	63.1
112	1	1 17-Aug-04	670	60.8
157	2	1 17-Aug-04	710	56.6
223	2	1 17-Aug-04	600	57.3
60	1	1 18-Aug-04	710	58.5
259	2	1 18-Aug-04	600	58.2
235	2	1 19-Aug-04	595	58.4
289	2	1 19-Aug-04	735	61.2
130	1	1 21-Aug-04	740	61.6
226	2	1 24-Aug-04	705	61.7
110	1	1 25-Aug-04	690	62.2
114	2	1 25-Aug-04	620	59.1
160	1	1 25-Aug-04	690	62.2
279	2	1 25-Aug-04	705	62.3
267	2	1 27-Aug-04	780	58.1
270	1	1 27-Aug-04	665	59
146	2	1 31-Aug-04	555	56.7
249	1	1 31-Aug-04	700	57.8
68	2	1 07-Sep-04	650	59.7
79	2	1 09-Sep-04	615	60.3
144	2	1 13-Sep-04	585	56.8
203	2	1 13-Sep-04	595	58.3
64	2	1 16-Sep-04	510	55.3
84	2	1 16-Sep-04	650	57.1
94	2	1 16-Sep-04	610	56.5
99	2	1 16-Sep-04	620	57.3
191	2	1 16-Sep-04	580	54.5
197	2	1 16-Sep-04	550	54.2
211	1	1 16-Sep-04	695	63.7
215	2	1 16-Sep-04	575	55.3
216	2	1 16-Sep-04	585	56.4
221	2	1 16-Sep-04	550	57.7
223	2	1 16-Sep-04	600	58.2
224	2	1 16-Sep-04	600	58.2
86	2	1 18-Sep-04	550	55.6
157	2	1 18-Sep-04	750	57.9
158	2	1 18-Sep-04	590	58.3
166	2	1 18-Sep-04	630	58
213	1	1 18-Sep-04	680	58.9
164	2	1 28-Sep-04	620	58.1
54	1	1 07-Oct-04	690	59
69	2	1 07-Oct-04	745	61.6
89	2	1 07-Oct-04	805	62.4

139	1	1	07-Oct-04	640	59.3
161	1	1	07-Oct-04	650	63.6
204	2	1	07-Oct-04	615	61.3
210	2	1	07-Oct-04	535	60.1
211	1	1	07-Oct-04	680	64.8
308	1	1	08-Oct-04	655	62.2
125	2	1	11-Oct-04	680	60
139	1	1	14-Oct-04	680	59.3
54	1	1	20-Oct-04	660	57.1
64	2	1	20-Oct-04	520	54.4
84	2	1	20-Oct-04	610	56.1
86	2	1	20-Oct-04	560	54.3
94	2	1	20-Oct-04	610	54.6
99	2	1	20-Oct-04	600	55.3
118	1	1	20-Oct-04	710	59.2
164	2	1	20-Oct-04	610	58.2
166	2	1	20-Oct-04	690	56.5
191	2	1	20-Oct-04	560	57.1
197	2	1	20-Oct-04	510	53.3
201	1	1	20-Oct-04	610	56.3
213	1	1	20-Oct-04	660	59.1
216	2	1	20-Oct-04	600	57.7
145	2	1	21-Oct-04	625	58.4
205	2	1	21-Oct-04	665	62.1
54	1	1	10-Nov-04	680	57.8
84	2	1	10-Nov-04	570	57.5
99	2	1	10-Nov-04	550	57.7
118	1	1	10-Nov-04	710	58.1
148	2	1	10-Nov-04	580	57.9
157	2	1	10-Nov-04	650	57.6
166	2	1	10-Nov-04	730	58.6
191	2	1	10-Nov-04	550	55.1
197	2	1	10-Nov-04	510	56
216	2	1	10-Nov-04	600	56.1
64	2	1	11-Nov-04	500	54.9
86	2	1	11-Nov-04	530	55.9
94	2	1	11-Nov-04	600	56.3
125	2	1	11-Nov-04	670	60.5
213	1	1	11-Nov-04	660	59.9
203	2	1	16-Nov-04	695	58.6
201	1	1	19-Nov-04	550	58.5
204	2	1	25-Nov-04	620	58.1
69	2	1	03-Dec-04	660	58
205	2	1	03-Dec-04	610	58.2
71	2	1	07-Dec-04	670	57.1
79	2	1	07-Dec-04	640	55.8
89	2	1	07-Dec-04	740	60.1
146	2	1	07-Dec-04	580	54.1
204	2	1	07-Dec-04	400	59
210	2	1	07-Dec-04	500	57.5
69	2	1	08-Dec-04	660	58.3
97	1	1	08-Dec-04	820	61.5
161	1	1	08-Dec-04	720	57.6
205	2	1	08-Dec-04	610	57.2
157	2	1	09-Dec-04	720	57.3
164	2	1	09-Dec-04	680	57.3

54	1	1 15-Dec-04	740	57.5
99	2	1 15-Dec-04	605	58.6
118	1	1 15-Dec-04	800	54.7
191	2	1 15-Dec-04	500	57.1
166	2	1 16-Dec-04	650	58.9
213	1	1 16-Dec-04	730	56.9
216	2	1 16-Dec-04	640	56.6
84	2	1 17-Dec-04	670	59.3
94	2	1 17-Dec-04	610	56.6
197	2	1 17-Dec-04	540	52.8
68	2	1 21-Dec-04	630	57.8
71	2	1 21-Dec-04	700	59.1
203	2	1 21-Dec-04	610	57.2
69	2	1 06-Jan-05	635	59.6
84	2	1 06-Jan-05	610	59.7
94	2	1 06-Jan-05	655	56.6
109	1	1 06-Jan-05	740	57.3
139	1	1 06-Jan-05	710	58
166	2	1 06-Jan-05	650	58.9
197	2	1 06-Jan-05	550	55.3
205	2	1 06-Jan-05	610	58.5
216	2	1 06-Jan-05	670	56.9
71	2	1 07-Jan-05	710	58
203	2	1 07-Jan-05	580	55.7
213	1	1 07-Jan-05	720	59.5
54	1	1 08-Jan-05	725	58.2
99	2	1 08-Jan-05	630	58.2
201	1	1 08-Jan-05	660	57.5
68	2	1 14-Jan-05	590	57.1
204	2	1 14-Jan-05	570	59.9
210	2	1 14-Jan-05	610	56.9
79	2	1 18-Jan-05	580	56.8
146	2	1 18-Jan-05	530	52
161	1	1 18-Jan-05	700	58.4
76	1	1 21-Jan-05	675	60.4
207	1	1 21-Jan-05	690	59
71	2	1 01-Feb-05	710	56.2
77	1	1 01-Feb-05	760	59.6
79	2	1 01-Feb-05	600	56.6
146	2	1 01-Feb-05	550	54
161	1	1 01-Feb-05	720	57.7
203	2	1 01-Feb-05	610	55.5
54	1	1 03-Feb-05	720	59.6
69	2	1 03-Feb-05	640	58.4
89	2	1 03-Feb-05	720	61.4
99	2	1 03-Feb-05	630	55.8
118	1	1 03-Feb-05	760	58.7
204	2	1 03-Feb-05	580	59.3
205	2	1 03-Feb-05	620	60.7
210	2	1 03-Feb-05	630	57.5
160	1	1 04-Feb-05	740	61.5
201	1	1 04-Feb-05	650	56.6
157	2	1 10-Feb-05	720	58.3
164	2	1 10-Feb-05	720	57.6
216	2	1 10-Feb-05	650	57.2
166	2	1 12-Feb-05	630	59.5

191	2	1	12-Feb-05	610	58.2
139	1	1	15-Feb-05	710	58
130	1	1	21-Feb-05	720	59.2
176	2	1	21-Feb-05	670	59.6
178	1	1	21-Feb-05	780	57.8
183	2	1	21-Feb-05	700	55.3
206	2	1	21-Feb-05	620	56.4
280	1	1	21-Feb-05	630	57.8
267	2	1	22-Feb-05	720	57
268	2	1	22-Feb-05	670	55.8
279	2	1	22-Feb-05	700	59.8
264	1	1	23-Feb-05	670	58
184	2	1	01-Mar-05	620	57.5
197	2	1	01-Mar-05	570	54.2
201	1	1	01-Mar-05	630	56.8
272	2	1	01-Mar-05	660	58.7
232	2	1	02-Mar-05	650	57.8
242	1	1	02-Mar-05	790	60.3
332	1	1	02-Mar-05	670	59.7
214	1	1	07-Mar-05	780	59.3
243	2	1	07-Mar-05	740	58.3
248	2	1	07-Mar-05	780	58.5
239	1	1	08-Mar-05	750	60.3
241	2	1	08-Mar-05	660	57.2
295	2	1	10-Mar-05	660	57.7
71	2	1	18-Mar-05	750	58.5
203	2	1	18-Mar-05	650	57.6
77	1	1	23-Mar-05	750	59.4
79	2	1	23-Mar-05	610	59.2
146	2	1	23-Mar-05	550	52.9
161	1	1	23-Mar-05	710	59.4
54	1	1	31-Mar-05	720	58.3
84	2	1	31-Mar-05	660	57.9
94	2	1	31-Mar-05	650	57.2
99	2	1	31-Mar-05	650	57.6
191	2	1	31-Mar-05	620	56
69	2	1	05-Apr-05	630	57.6
203	2	1	05-Apr-05	640	54.2
207	1	1	05-Apr-05	710	59.5
118	1	1	06-Apr-05	720	57.8
197	2	1	06-Apr-05	560	55.1
205	2	1	06-Apr-05	610	60
203	2	1	19-Apr-05	630	56.9
89	2	1	20-Apr-05	790	59.4
125	2	1	20-Apr-05	730	61
130	1	1	20-Apr-05	800	60.2
166	2	1	20-Apr-05	700	58
284	1	1	20-Apr-05	670	57.5
126	2	1	21-Apr-05	650	57.8
204	2	1	21-Apr-05	530	59
210	2	1	21-Apr-05	610	58.4
114	2	1	28-Apr-05	670	58
164	2	1	28-Apr-05	650	57.8
213	1	1	28-Apr-05	730	60.3
216	2	1	28-Apr-05	640	58.3
79	2	1	#####	640	55.9

99	2	1	#####	660	58.7
130	1	1	#####	800	60
146	2	1	#####	570	53.7
161	1	1	#####	740	59.6
191	2	1	#####	645	55.3
54	1	1	#####	710	57.6
64	2	1	#####	570	54.6
84	2	1	#####	670	58.7
94	2	1	#####	640	56
197	2	1	#####	560	55.7
210	2	1	#####	640	59
264	1	1	#####	700	57.9
60	1	1	#####	750	59.5
157	2	1	#####	710	56.3
201	1	1	#####	640	57.1
230	1	1	#####	690	58.4
68	2	1	#####	650	57.5
161	1	1	#####	690	64.6
203	2	1	#####	635	58.7
340	1	1	#####	580	59.8
139	1	1	#####	690	57.4
271	2	1	#####	545	
283	1	1	#####	710	59.5
341	1	1	#####	680	58.3
89	2	1	#####	720	62.4
161	1	1	#####	710	
204	2	1	#####	600	61.3
210	2	1	#####	630	62.4
69	2	1	05-Jun-05	600	58.6
71	2	1	05-Jun-05	690	59
72	2	1	05-Jun-05	620	60.3
160	1	1	05-Jun-05	770	58.6
205	2	1	05-Jun-05	690	63
90	1	1	06-Jun-05	670	61.4
161	1	1	06-Jun-05	710	
204	2	1	06-Jun-05	570	60.3
210	2	1	06-Jun-05	640	60.6
72	2	1	07-Jun-05		
72	2	1	07-Jun-05		
89	2	1	07-Jun-05	710	64
109	1	1	07-Jun-05	750	59.4
118	1	1	07-Jun-05	740	60.9
145	2	1	07-Jun-05	630	60.2
157	2	1	07-Jun-05	690	59.4
203	2	1	07-Jun-05	655	59.2
207	1	1	07-Jun-05	700	62.7
211	1	1	07-Jun-05	745	66.1
264	1	1	07-Jun-05	665	60.4
283	1	1	07-Jun-05	720	60.3
308	1	1	07-Jun-05	725	62.9
341	1	1	07-Jun-05	640	61.1
346	1	1	07-Jun-05	730	60.9
54	1	1	08-Jun-05	670	58.5
60	1	1	08-Jun-05	730	54.4
77	1	1	08-Jun-05	685	62.4
118	1	1	08-Jun-05		

140	1	1	08-Jun-05	720	61.1
157	2	1	08-Jun-05	650	
159	1	1	08-Jun-05	665	59.4
161	1	1	08-Jun-05	720	
283	1	1	08-Jun-05		
284	1	1	08-Jun-05	660	61.3
341	1	1	08-Jun-05		
60	1	1	09-Jun-05		
60	1	1	09-Jun-05		
80	1	1	09-Jun-05	800	61.9
110	1	1	09-Jun-05	760	63.2
118	1	1	09-Jun-05		
118	1	1	09-Jun-05		
139	1	1	09-Jun-05	640	57.2
157	2	1	09-Jun-05		
157	2	1	09-Jun-05		
161	1	1	09-Jun-05	705	62.3
170	1	1	09-Jun-05	730	64.4
267	2	1	09-Jun-05	700	59.9
268	2	1	09-Jun-05	690	60.6
280	1	1	09-Jun-05	575	59
283	1	1	09-Jun-05		
109	1	1	10-Jun-05	690	
157	2	1	10-Jun-05		
184	2	1	10-Jun-05	600	59.7
184	2	1	10-Jun-05		
184	2	1	10-Jun-05		
279	2	1	10-Jun-05	695	62.3
283	1	1	10-Jun-05		
300	2	1	10-Jun-05	660	61.6
301	2	1	10-Jun-05	670	58
341	1	1	10-Jun-05		
60	1	1	11-Jun-05	740	58.6
139	1	1	11-Jun-05		
157	2	1	11-Jun-05		
157	2	1	11-Jun-05		
159	1	1	11-Jun-05	700	58.9
184	2	1	11-Jun-05		
283	1	1	11-Jun-05		
54	1	1	15-Jun-05	660	58.6
86	2	1	15-Jun-05	590	56.9
118	1	1	15-Jun-05		
118	1	1	15-Jun-05	700	59.1
157	2	1	15-Jun-05		
164	2	1	15-Jun-05	660	57.5
184	2	1	15-Jun-05		
184	2	1	15-Jun-05		
265	1	1	15-Jun-05	625	61.2
283	1	1	15-Jun-05	700	58.8
284	1	1	15-Jun-05	640	57.9
326	1	1	15-Jun-05	610	59.3
341	1	1	15-Jun-05		
77	1	1	16-Jun-05	710	61.4
126	2	1	16-Jun-05	680	60.8
166	2	1	16-Jun-05	640	60.9
176	2	1	16-Jun-05	685	62.3

183	2	1	16-Jun-05	710	60
280	1	1	16-Jun-05	560	58.3
281	2	1	16-Jun-05	630	63.9
183	2	1	17-Jun-05	695	61.1
86	2	1	24-Jun-05	540	58.3
114	2	1	24-Jun-05	650	59.7
126	2	1	24-Jun-05	705	58.4
145	2	1	24-Jun-05	615	60
159	1	1	24-Jun-05	695	60.7
166	2	1	24-Jun-05	700	60.7
284	1	1	24-Jun-05	650	59.2
118	1	1	25-Jun-05	750	60.3
357	1	1	25-Jun-05	635	60.1
54	1	1	26-Jun-05	680	59.8
139	1	1	26-Jun-05	685	60.2
213	1	1	26-Jun-05	725	62.5
216	2	1	26-Jun-05	695	57.6
60	1	1	27-Jun-05	950	59.4
84	2	1	27-Jun-05	605	59.6
94	2	1	27-Jun-05	640	57.8
99	2	1	27-Jun-05	570	59
109	1	1	27-Jun-05	740	59.8
164	2	1	27-Jun-05	630	59.6
197	2	1	27-Jun-05	590	57
201	1	1	27-Jun-05	630	58.7
125	2	1	28-Jun-05	690	62.7
302	1	1	28-Jun-05	600	58.5
89	2	1	30-Jun-05	735	63
204	2	1	30-Jun-05	595	61.4
210	2	1	30-Jun-05	680	60
201	1	1	01-Jul-05	650	58.6
54	1	1	02-Jul-05	670	59.8
213	1	1	02-Jul-05	670	62
284	1	1	02-Jul-05	640	59.7
287	1	1	02-Jul-05	640	
358	1	1	02-Jul-05	675	60.2
109	1	1	04-Jul-05	725	60.7
223	2	1	04-Jul-05	630	58.4
359	2	1	04-Jul-05	630	59.5
360	2	1	04-Jul-05	580	59
60	1	1	05-Jul-05	710	61.9
201	1	1	05-Jul-05	630	56.7
283	1	1	05-Jul-05	675	60.5
302	1	1	05-Jul-05	580	58.9
230	1	1	06-Jul-05	650	59.1
184	2	1	19-Jul-05	660	59.9
204	2	1	19-Jul-05	640	60.1
330	1	1	19-Jul-05	600	60.9
138	1	1	20-Jul-05	710	60.6
332	1	1	20-Jul-05	645	63.3
249	1	1	21-Jul-05	570	60.4
79	2	1	22-Jul-05	590	60.4
146	2	1	22-Jul-05	570	56.5
160	1	1	22-Jul-05	705	62.3
161	1	1	22-Jul-05	740	
242	1	1	22-Jul-05	735	62

264	1	1	22-Jul-05	665	61.9
271	2	1	22-Jul-05	580	57.8
362	1	1	22-Jul-05	630	63.1
77	1	1	23-Jul-05	705	61.4
211	1	1	23-Jul-05	725	63.3
306	1	1	23-Jul-05	640	61
84	2	1	25-Jul-05		
84	2	1	25-Jul-05		
84	2	1	25-Jul-05		
94	2	1	25-Jul-05		
94	2	1	25-Jul-05		
99	2	1	25-Jul-05		
99	2	1	25-Jul-05		
99	2	1	25-Jul-05		
146	2	1	25-Jul-05		
146	2	1	25-Jul-05		
146	2	1	25-Jul-05		
201	1	1	25-Jul-05		
201	1	1	25-Jul-05		
204	2	1	25-Jul-05		
271	2	1	25-Jul-05		
71	2	1	26-Jul-05		
72	2	1	26-Jul-05	600	59.8
84	2	1	26-Jul-05		
84	2	1	26-Jul-05		
99	2	1	26-Jul-05		
99	2	1	26-Jul-05		
99	2	1	26-Jul-05		
118	1	1	26-Jul-05		
118	1	1	26-Jul-05	725	
139	1	1	26-Jul-05		
145	2	1	26-Jul-05		
146	2	1	26-Jul-05		
161	1	1	26-Jul-05	670	
191	2	1	26-Jul-05		
191	2	1	26-Jul-05	590	57.2
191	2	1	26-Jul-05		
191	2	1	26-Jul-05		
201	1	1	26-Jul-05		
64	2	1	27-Jul-05		
69	2	1	27-Jul-05		
69	2	1	27-Jul-05		
71	2	1	27-Jul-05		
71	2	1	27-Jul-05		
71	2	1	27-Jul-05		
71	2	1	27-Jul-05		
71	2	1	27-Jul-05		
72	2	1	27-Jul-05		
89	2	1	27-Jul-05		
99	2	1	27-Jul-05		
99	2	1	27-Jul-05		
99	2	1	27-Jul-05		
139	1	1	27-Jul-05		
191	2	1	27-Jul-05		
191	2	1	27-Jul-05		
191	2	1	27-Jul-05		

201	1	1	27-Jul-05		
204	2	1	27-Jul-05		
210	2	1	27-Jul-05		
210	2	1	27-Jul-05		
216	2	1	27-Jul-05		
56	1	1	28-Jul-05		
64	2	1	28-Jul-05		
69	2	1	28-Jul-05		
69	2	1	28-Jul-05		
69	2	1	28-Jul-05		
69	2	1	28-Jul-05		
71	2	1	28-Jul-05		
84	2	1	28-Jul-05		
99	2	1	28-Jul-05		
99	2	1	28-Jul-05		
118	1	1	28-Jul-05		
139	1	1	28-Jul-05		
191	2	1	28-Jul-05		
191	2	1	28-Jul-05		
191	2	1	28-Jul-05		
203	2	1	28-Jul-05		
204	2	1	28-Jul-05		
205	2	1	28-Jul-05		
207	1	1	28-Jul-05	715	
216	2	1	28-Jul-05		
216	2	1	28-Jul-05		
286	2	1	28-Jul-05		
71	2	1	29-Jul-05		
309	2	1	29-Jul-05		
B1	2	1	29-Jul-05	550	58.2
B2	1	1	29-Jul-05	760	60.9
B3	1	1	29-Jul-05	680	57.9
B4	1	1	29-Jul-05	710	57
expF1	2	1	29-Jul-05	610	58.2
expF2	2	1	29-Jul-05	580	60.8
expF3	2	1	29-Jul-05	600	59.1
expF4	2	1	29-Jul-05	610	60
expM1	1	1	29-Jul-05	690	60.8
expM2	1	1	29-Jul-05	660	63.6
expM3	1	1	29-Jul-05	720	61.5
expM4	1	1	29-Jul-05	710	61.6
expM5	1	1	29-Jul-05	800	63.9
PW1	2	1	29-Jul-05	590	56
71	2	1	03-Aug-05		
71	2	1	03-Aug-05		
84	2	1	03-Aug-05	615	61.1
94	2	1	03-Aug-05	650	60.1
99	2	1	03-Aug-05	600	59.7
191	2	1	03-Aug-05	600	57.5
201	1	1	03-Aug-05	615	59
317	2	1	03-Aug-05	600	58.7
319	2	1	03-Aug-05	600	59.4
84	2	1	04-Aug-05		
94	2	1	04-Aug-05		
99	2	1	04-Aug-05		
191	2	1	04-Aug-05		

201	1	1 04-Aug-05		
314	2	1 04-Aug-05	590	54.1
317	2	1 04-Aug-05		
79	2	1 05-Aug-05		
79	2	1 05-Aug-05		
84	2	1 05-Aug-05		
84	2	1 05-Aug-05		
94	2	1 05-Aug-05		
94	2	1 05-Aug-05		
99	2	1 05-Aug-05		
99	2	1 05-Aug-05		
118	1	1 05-Aug-05		
146	2	1 05-Aug-05		
146	2	1 05-Aug-05		
191	2	1 05-Aug-05		
197	2	1 05-Aug-05	550	57.4
201	1	1 05-Aug-05		
201	1	1 05-Aug-05		
312	2	1 05-Aug-05		
314	2	1 05-Aug-05		
314	2	1 05-Aug-05		
339	1	1 05-Aug-05	630	61.9
339	1	1 05-Aug-05		
79	2	1 06-Aug-05	590	59.2
84	2	1 06-Aug-05		
84	2	1 06-Aug-05		
94	2	1 06-Aug-05		
94	2	1 06-Aug-05		
99	2	1 06-Aug-05		
139	1	1 06-Aug-05	630	60.4
146	2	1 06-Aug-05	560	55.8
146	2	1 06-Aug-05		
197	2	1 06-Aug-05	550	57.4
201	1	1 06-Aug-05		
314	2	1 06-Aug-05		
314	2	1 06-Aug-05		
339	1	1 06-Aug-05		
339	1	1 06-Aug-05		
71	2	1 08-Aug-05	630	59.3
71	2	1 08-Aug-05		
79	2	1 08-Aug-05		
79	2	1 08-Aug-05		
84	2	1 08-Aug-05		
84	2	1 08-Aug-05		
94	2	1 08-Aug-05		
94	2	1 08-Aug-05		
99	2	1 08-Aug-05		
99	2	1 08-Aug-05		
146	2	1 08-Aug-05		
146	2	1 08-Aug-05		
201	1	1 08-Aug-05		
201	1	1 08-Aug-05		
203	2	1 08-Aug-05	560	58.2
203	2	1 08-Aug-05		
271	2	1 08-Aug-05	550	58.6
271	2	1 08-Aug-05		

306	1	1 08-Aug-05	640	59.6
306	1	1 08-Aug-05		
314	2	1 08-Aug-05		
314	2	1 08-Aug-05		
321	2	1 08-Aug-05	510	59.1
321	2	1 08-Aug-05		
323	2	1 08-Aug-05	600	61.8
339	1	1 08-Aug-05		
339	1	1 08-Aug-05		
71	2	1 09-Aug-05		
79	2	1 09-Aug-05		
146	2	1 09-Aug-05		
161	1	1 09-Aug-05	690	
203	2	1 09-Aug-05		
271	2	1 09-Aug-05		
306	1	1 09-Aug-05		
321	2	1 09-Aug-05		
79	2	1 10-Aug-05		
79	2	1 10-Aug-05		
146	2	1 10-Aug-05		
146	2	1 10-Aug-05		
69	2	1 11-Aug-05	650	59.9
84	2	1 11-Aug-05		
84	2	1 11-Aug-05		
84	2	1 11-Aug-05		
94	2	1 11-Aug-05		
99	2	1 11-Aug-05		
99	2	1 11-Aug-05		
145	2	1 11-Aug-05		
191	2	1 11-Aug-05		
201	1	1 11-Aug-05		
201	1	1 11-Aug-05		
201	1	1 11-Aug-05		
314	2	1 11-Aug-05		
314	2	1 11-Aug-05		
317	2	1 11-Aug-05		
339	1	1 11-Aug-05		
69	2	1 12-Aug-05		
69	2	1 12-Aug-05		
69	2	1 12-Aug-05		
145	2	1 12-Aug-05		
205	2	1 12-Aug-05	650	61.4
69	2	1 13-Aug-05		
207	1	1 13-Aug-05	670	61.1
68	2	1 15-Aug-05	660	59.1
71	2	1 15-Aug-05		
71	2	1 15-Aug-05		
71	2	1 15-Aug-05		
79	2	1 15-Aug-05		
79	2	1 15-Aug-05		
88	1	1 15-Aug-05	690	62.4
146	2	1 15-Aug-05		
146	2	1 15-Aug-05		
161	1	1 15-Aug-05	670	60.5
203	2	1 15-Aug-05		
203	2	1 15-Aug-05		

203	2	1 15-Aug-05		
264	1	1 15-Aug-05	670	57.1
271	2	1 15-Aug-05		
271	2	1 15-Aug-05		
271	2	1 15-Aug-05		
306	1	1 15-Aug-05		
306	1	1 15-Aug-05		
306	1	1 15-Aug-05		
321	2	1 15-Aug-05		
321	2	1 15-Aug-05		
321	2	1 15-Aug-05		
71	2	1 16-Aug-05		
71	2	1 16-Aug-05		
99	2	1 16-Aug-05		
118	1	1 16-Aug-05		
191	2	1 16-Aug-05		
203	2	1 16-Aug-05		
203	2	1 16-Aug-05		
271	2	1 16-Aug-05		
271	2	1 16-Aug-05		
306	1	1 16-Aug-05		
306	1	1 16-Aug-05		
319	2	1 16-Aug-05		
321	2	1 16-Aug-05		
321	2	1 16-Aug-05		
71	2	1 17-Aug-05		
161	1	1 17-Aug-05		
203	2	1 17-Aug-05		
271	2	1 17-Aug-05		
306	1	1 17-Aug-05		
321	2	1 17-Aug-05		
323	2	1 17-Aug-05		
71	2	1 18-Aug-05		
71	2	1 18-Aug-05		
84	2	1 18-Aug-05	585	58.5
191	2	1 18-Aug-05	555	58.6
201	1	1 18-Aug-05	640	57.9
203	2	1 18-Aug-05		
204	2	1 18-Aug-05	550	60.4
204	2	1 18-Aug-05		
210	2	1 18-Aug-05	605	61.1
210	2	1 18-Aug-05		
271	2	1 18-Aug-05		
306	1	1 18-Aug-05		
309	2	1 18-Aug-05	610	60.5
321	2	1 18-Aug-05		
339	1	1 18-Aug-05	645	59.7
344	2	1 18-Aug-05	580	61.7
84	2	1 22-Aug-05		
94	2	1 22-Aug-05		
99	2	1 22-Aug-05		
191	2	1 22-Aug-05		
201	1	1 22-Aug-05		
312	2	1 22-Aug-05		
314	2	1 22-Aug-05		
339	1	1 22-Aug-05		

84	2	1 29-Aug-05	510	58.9
94	2	1 29-Aug-05	590	57.8
99	2	1 29-Aug-05	580	59.6
118	1	1 29-Aug-05	760	62.1
191	2	1 29-Aug-05	590	58
201	1	1 29-Aug-05	600	58.5
284	1	1 29-Aug-05	640	59.4
314	2	1 29-Aug-05	620	54
339	1	1 29-Aug-05	615	60.9
68	2	1 30-Aug-05	630	58.7
72	2	1 30-Aug-05	605	60.2
79	2	1 30-Aug-05	605	59.7
203	2	1 30-Aug-05	590	58.1
271	2	1 30-Aug-05	585	58.5
306	1	1 30-Aug-05	630	60.4
321	2	1 30-Aug-05	525	58.7
68	2	1 31-Aug-05		
71	2	1 31-Aug-05		
71	2	1 31-Aug-05		
203	2	1 31-Aug-05		
203	2	1 31-Aug-05		
204	2	1 31-Aug-05	565	61.5
204	2	1 31-Aug-05		
271	2	1 31-Aug-05		
271	2	1 31-Aug-05		
306	1	1 31-Aug-05		
321	2	1 31-Aug-05		
71	2	1 01-Sep-05		
203	2	1 01-Sep-05		
210	2	1 01-Sep-05	635	61.1
271	2	1 01-Sep-05		
321	2	1 01-Sep-05		
310	1	1 02-Sep-05	650	59.1
315	2	1 02-Sep-05	625	58.4
164	2	1 03-Sep-05	695	59.7
307	2	1 03-Sep-05	575	56.5
310	1	1 03-Sep-05		
315	2	1 03-Sep-05		
79	2	1 06-Sep-05	565	58.9
94	2	1 06-Sep-05		
146	2	1 06-Sep-05	580	56.6
203	2	1 06-Sep-05		
271	2	1 06-Sep-05		
314	2	1 06-Sep-05		
321	2	1 06-Sep-05		
339	1	1 06-Sep-05		
79	2	1 08-Sep-05		
84	2	1 08-Sep-05	560	60.9
94	2	1 08-Sep-05	620	57.3
146	2	1 08-Sep-05		
201	1	1 08-Sep-05	630	58.7
203	2	1 08-Sep-05		
204	2	1 08-Sep-05	575	61.5
271	2	1 08-Sep-05		
284	1	1 08-Sep-05	655	58.8
302	1	1 08-Sep-05	635	58.5

306	1	1 08-Sep-05		
312	2	1 08-Sep-05	550	56.8
314	2	1 08-Sep-05	540	53.4
323	2	1 08-Sep-05	585	59.6
339	1	1 08-Sep-05	670	60.7
84	2	1 09-Sep-05		
191	2	1 09-Sep-05		
314	2	1 09-Sep-05		
338	1	1 09-Sep-05	625	59.5
86	2	1 10-Sep-05	580	57.9
164	2	1 10-Sep-05		
307	2	1 10-Sep-05		
310	1	1 10-Sep-05		
315	2	1 10-Sep-05		
84	2	1 12-Sep-05		
94	2	1 12-Sep-05		
99	2	1 12-Sep-05	590	59.4
191	2	1 12-Sep-05	605	58
201	1	1 12-Sep-05		
302	1	1 12-Sep-05		
312	2	1 12-Sep-05		
314	2	1 12-Sep-05		
317	2	1 12-Sep-05	550	58.5
339	1	1 12-Sep-05		
118	1	1 13-Sep-05		
164	2	1 13-Sep-05		
191	2	1 13-Sep-05		
307	2	1 13-Sep-05		
307	2	1 13-Sep-05		
310	1	1 13-Sep-05		
310	1	1 13-Sep-05		
315	2	1 13-Sep-05		
315	2	1 13-Sep-05		
99	2	1 14-Sep-05		
191	2	1 14-Sep-05		
307	2	1 14-Sep-05		
310	1	1 14-Sep-05		
315	2	1 14-Sep-05		
71	2	1 15-Sep-05	710	60.2
203	2	1 15-Sep-05	630	58.4
204	2	1 15-Sep-05	575	61.6
271	2	1 15-Sep-05	585	57.9
306	1	1 15-Sep-05	645	60.1
321	2	1 15-Sep-05	535	59.4
203	2	1 16-Sep-05		
323	2	1 16-Sep-05	610	59.8
71	2	1 17-Sep-05		
203	2	1 17-Sep-05		
271	2	1 17-Sep-05		
71	2	1 20-Sep-05		
203	2	1 20-Sep-05		
271	2	1 20-Sep-05		
321	2	1 20-Sep-05		
84	2	1 21-Sep-05		
94	2	1 21-Sep-05		
99	2	1 21-Sep-05	560	59.3

201	1	1 21-Sep-05		
204	2	1 21-Sep-05	585	61.1
210	2	1 21-Sep-05	720	59.9
302	1	1 21-Sep-05	615	58.2
307	2	1 21-Sep-05		
314	2	1 21-Sep-05		
338	1	1 21-Sep-05		
339	1	1 21-Sep-05		
191	2	1 22-Sep-05	580	58.2
307	2	1 22-Sep-05	550	57.1
307	2	1 23-Sep-05		
315	2	1 23-Sep-05	560	56
307	2	1 24-Sep-05		
315	2	1 24-Sep-05		
307	2	1 26-Sep-05		
315	2	1 26-Sep-05		
84	2	1 27-Sep-05		
99	2	1 27-Sep-05		
191	2	1 27-Sep-05		
302	1	1 27-Sep-05		
307	2	1 27-Sep-05		
315	2	1 27-Sep-05		
338	1	1 27-Sep-05		
339	1	1 27-Sep-05		
307	2	1 28-Sep-05		
79	2	1 30-Sep-05	560	60.2
161	1	1 30-Sep-05	680	61.5
203	2	1 30-Sep-05	640	58.7
204	2	1 30-Sep-05	665	61.5
210	2	1 30-Sep-05	730	61.3
210	2	1 30-Sep-05		
309	2	1 30-Sep-05	580	58.5
323	2	1 30-Sep-05	625	60.1
84	2	1 03-Oct-05	560	62.6
94	2	1 03-Oct-05	550	
191	2	1 03-Oct-05	590	58.6
201	1	1 03-Oct-05	590	58.5
302	1	1 03-Oct-05	630	58.2
307	2	1 03-Oct-05		
314	2	1 03-Oct-05	570	53.8
315	2	1 03-Oct-05		
317	2	1 03-Oct-05	535	58.8
339	1	1 03-Oct-05	635	59
79	2	1 04-Oct-05		
146	2	1 04-Oct-05		
204	2	1 04-Oct-05		
210	2	1 04-Oct-05		
306	1	1 07-Oct-05	675	60.9
321	2	1 07-Oct-05	530	59.3
79	2	1 19-Oct-05	570	59.9
84	2	1 19-Oct-05		
89	2	1 19-Oct-05	725	64.2
94	2	1 19-Oct-05		
99	2	1 19-Oct-05		
118	1	1 19-Oct-05		
146	2	1 19-Oct-05	525	56.5

201	1	1	19-Oct-05		
204	2	1	19-Oct-05	670	61.1
302	1	1	19-Oct-05		
314	2	1	19-Oct-05		
339	1	1	19-Oct-05		
306	1	1	20-Oct-05	635	60.7
79	2	1	21-Oct-05		
146	2	1	21-Oct-05		
309	2	1	21-Oct-05	560	58
307	2	1	22-Oct-05	530	55.3
315	2	1	22-Oct-05	600	57.3
125	2	1	23-Oct-05	640	60.2
241	2	1	23-Oct-05	545	55.8
272	2	1	23-Oct-05	625	60.4
307	2	1	23-Oct-05		
315	2	1	23-Oct-05		
334	2	1	23-Oct-05	660	59.7
164	2	1	24-Oct-05	585	59.3
204	2	1	24-Oct-05		
307	2	1	24-Oct-05		
315	2	1	24-Oct-05		
164	2	1	25-Oct-05		
204	2	1	25-Oct-05		
307	2	1	25-Oct-05		
309	2	1	25-Oct-05		
315	2	1	25-Oct-05		
84	2	1	26-Oct-05	530	58
201	1	1	26-Oct-05	610	57.8
203	2	1	26-Oct-05	630	59
271	2	1	26-Oct-05	535	57.2
302	1	1	26-Oct-05	645	56.7
339	1	1	26-Oct-05	650	59.4
71	2	1	27-Oct-05		
203	2	1	27-Oct-05		
306	1	1	27-Oct-05	655	59.1
308	1	1	27-Oct-05	735	63.4
99	2	1	10-Nov-05	545	58.4
191	2	1	10-Nov-05	580	58.5
315	2	1	10-Nov-05	595	56
139	1	1	12-Nov-05	705	58
339	1	1	12-Nov-05	660	57.4
71	2	1	15-Nov-05	690	56.3
203	2	1	15-Nov-05	655	54.4
79	2	1	17-Nov-05	620	59.2
210	2	1	17-Nov-05	600	60.1
271	2	1	17-Nov-05	560	57.1
306	1	1	17-Nov-05	680	61.1
79	2	1	18-Nov-05		
84	2	1	18-Nov-05		
94	2	1	18-Nov-05	570	56.8
99	2	1	18-Nov-05		
204	2	1	18-Nov-05		
204	2	1	18-Nov-05		
210	2	1	18-Nov-05		
210	2	1	18-Nov-05		
271	2	1	18-Nov-05		

317	2	1 18-Nov-05	550	58.5
339	1	1 18-Nov-05		
79	2	1 19-Nov-05		
146	2	1 19-Nov-05		
227	2	1 19-Nov-05	555	57
271	2	1 19-Nov-05		
84	2	1 20-Nov-05		
201	1	1 20-Nov-05	620	58.6
271	2	1 20-Nov-05		
306	1	1 20-Nov-05		
71	2	1 21-Nov-05		
203	2	1 21-Nov-05	640	59.9
203	2	1 22-Nov-05		
203	2	1 22-Nov-05	630	59.9
271	2	1 22-Nov-05		
271	2	1 23-Nov-05		
86	2	1 24-Nov-05		
99	2	1 24-Nov-05		
164	2	1 24-Nov-05		
203	2	1 24-Nov-05		
204	2	1 24-Nov-05		
204	2	1 24-Nov-05		
210	2	1 24-Nov-05		
210	2	1 24-Nov-05		
271	2	1 24-Nov-05		
309	2	1 24-Nov-05		
84	2	1 25-Nov-05		
94	2	1 25-Nov-05		
99	2	1 25-Nov-05		
201	1	1 25-Nov-05		
203	2	1 25-Nov-05		
271	2	1 25-Nov-05		
314	2	1 25-Nov-05	580	55.2
191	2	1 28-Nov-05	630	59
319	2	1 01-Dec-05	550	57.9
326	1	1 01-Dec-05		
69	2	1 02-Dec-05	610	59.7
271	2	1 02-Dec-05		
306	1	1 02-Dec-05		
315	2	1 02-Dec-05	660	56.9
69	2	1 03-Dec-05		
79	2	1 03-Dec-05		
157	2	1 03-Dec-05	675	57.3
271	2	1 03-Dec-05		
84	2	1 04-Dec-05		
201	1	1 04-Dec-05		
307	2	1 04-Dec-05	580	55.6
314	2	1 04-Dec-05		
284	1	1 05-Dec-05	690	59.6
341	1	1 06-Dec-05	710	61.1
248	2	1 07-Dec-05	630	62.5
318	1	1 07-Dec-05	715	62.7
184	2	1 08-Dec-05	580	59.2
249	1	1 08-Dec-05	715	57.6
321	2	1 08-Dec-05	615	56.4
332	1	1 09-Dec-05	705	62.8

313	1	1	12-Dec-05	650	59.2
204	2	1	13-Dec-05	620	61.3
271	2	1	15-Dec-05	530	57.3
71	2	1	30-Mar-06	755	
89	2	1	30-Mar-06	810	63.8
203	2	1	30-Mar-06	705	
210	2	1	30-Mar-06	655	57
336	1	1	30-Mar-06	655	
69	2	1	31-Mar-06	710	57.7
71	2	1	31-Mar-06	695	54
271	2	1	31-Mar-06	550	49.3
308	1	1	31-Mar-06	740	58.6
336	1	1	31-Mar-06	655	53.8
89	2	1	01-Apr-06	880	59
146	2	1	01-Apr-06	565	53.7
205	2	1	01-Apr-06	720	58.3
309	2	1	01-Apr-06	605	56.7
318	1	1	01-Apr-06	755	59.9
170	1	1	02-Apr-06	715	59.7
71	2	1	03-Apr-06	690	54.5
145	2	1	03-Apr-06	575	
68	2	1	04-Apr-06	690	55.1
267	2	1	04-Apr-06	675	57
323	2	1	04-Apr-06	645	56.9
335	1	1	04-Apr-06	700	58.4
351	1	1	04-Apr-06	585	64.3
300	2	1	05-Apr-06	630	55
306	1	1	05-Apr-06	660	60.2
90	1	1	06-Apr-06	835	56.8
264	1	1	06-Apr-06	690	53.6
348	1	1	08-Apr-06	745	58.8
64	2	1	10-Apr-06	555	
84	2	1	10-Apr-06	655	52.7
86	2	1	10-Apr-06	610	54.3
94	2	1	10-Apr-06	670	50.6
99	2	1	10-Apr-06	610	56
191	2	1	10-Apr-06	615	52.2
201	1	1	10-Apr-06	660	56.1
286	2	1	10-Apr-06	620	54.2
307	2	1	10-Apr-06	460	53.6
312	2	1	10-Apr-06	610	52.9
324	2	1	10-Apr-06	735	53.7
338	1	1	10-Apr-06	690	58.4
unmarked	1	1	11-Apr-06	660	56.6
114	2	1	11-Apr-06	660	53.8
125	2	1	11-Apr-06	705	57.3
197	2	1	11-Apr-06	525	53.6
302	1	1	11-Apr-06	650	54.4
314	2	1	11-Apr-06	545	50.6
315	2	1	11-Apr-06	630	54.9
317	2	1	11-Apr-06	580	56.2
339	1	1	11-Apr-06	670	54.2
342	1	1	11-Apr-06	705	56.4
364	1	1	11-Apr-06	500	52.3
109	1	1	12-Apr-06	710	55.3
118	1	1	12-Apr-06	735	59.6

164	2	1	12-Apr-06	645	53.4
319	2	1	12-Apr-06	560	53.4
341	1	1	12-Apr-06	725	57.2
357	1	1	12-Apr-06	675	55.9
116	2	1	13-Apr-06	645	57.6
184	2	1	13-Apr-06	660	55.9
227	2	1	13-Apr-06	635	54.9
287	1	1	13-Apr-06	675	56.9
343	2	1	13-Apr-06	610	54.7
237	2	1	14-Apr-06	615	55.9
242	1	1	14-Apr-06	750	61.1
251	1	1	14-Apr-06	660	54.9
332	1	1	14-Apr-06	710	57.3
unmarked	2	1	14-Apr-06	545	53.3
76	1	1	17-Apr-06	685	56.1
77	1	1	18-Apr-06		
171	1	1	18-Apr-06	750	58.8
214	1	1	18-Apr-06	680	54.8
241	2	1	18-Apr-06	730	55
272	2	1	18-Apr-06	700	59.6
76	1	1	19-Apr-06	710	
108	2	1	19-Apr-06	620	56.7
230	1	1	19-Apr-06	660	58
248	2	1	19-Apr-06	670	59.6
258	1	1	19-Apr-06	650	55.4
386	1	1	19-Apr-06	660	53.3
236	2	1	20-Apr-06	634	57.7
249	1	1	20-Apr-06	745	55.7
254	1	1	20-Apr-06		
224	2	1	21-Apr-06	600	57.3
205	2	1	22-Apr-06	685	59.1
265	1	1	22-Apr-06	710	57.3
66	1	1	24-Apr-06		
88	1	1	24-Apr-06	695	58.6
345	2	1	24-Apr-06	660	59.5
239	1	1	25-Apr-06		
112	1	1	26-Apr-06	660	57.1
284	1	1	26-Apr-06	740	57.1
295	2	1	26-Apr-06	645	58.1
372	1	1	26-Apr-06	640	56
407	1	1	27-Apr-06	750	60.6
409	1	1	28-Apr-06	600	56.2
86	2	1	29-Apr-06	615	55.7
159	1	1	29-Apr-06	735	55.7
164	2	1	29-Apr-06	660	58.2
221	2	1	29-Apr-06	610	53.4
315	2	1	29-Apr-06	645	53.2
362	1	1	29-Apr-06	700	56.5
109	1	1	#####	710	55.3
201	1	1	#####	640	53.3
302	1	1	#####	660	55.4
339	1	1	#####	715	56.4
84	2	1	#####	610	58.1
114	2	1	#####	660	56.3
338	1	1	#####	655	56.3
72	2	1	#####	615	56.2

145	2	1	#####	550	56.6
346	1	1	#####	755	51.5
407	1	1	#####		
409	1	1	#####		
109	1	1	#####	700	57.2
191	2	1	#####	610	57.3
286	2	1	#####	610	59.4
307	2	1	#####	720	
307	2	1	#####	610	54.1
317	2	1	#####	610	56.8
319	2	1	#####	615	56.2
320	2	1	#####	620	56.7
348	1	1	#####	650	61.2
64	2	1	#####	620	54.7
94	2	1	#####	640	57.6
197	2	1	#####	550	57.9
280	1	1	#####	640	58.1
313	1	1	#####	625	57.9
314	2	1	#####	600	53.9
342	1	1	#####	670	58
364	1	1	#####	625	55.2
76	1	1	#####	660	
308	1	1	#####	700	63.5
312	2	1	#####	565	56.4
68	2	1	#####	690	58.7
71	2	1	#####	740	57.5
146	2	1	#####	560	55.1
230	1	1	#####	655	58.3
264	1	1	#####	685	58.3
271	2	1	#####	570	55.9
306	1	1	#####	700	
323	2	1	#####	610	57.3
336	1	1	#####	720	
370	1	1	#####	610	59.4
69	2	1	#####	650	59.3
89	2	1	#####	650	62.1
210	2	1	#####	600	60
267	2	1	#####	700	56.5
318	1	1	#####	740	61.2
343	2	1	#####	555	56.2
80	1	1	#####	810	66.5
72	2	1	#####	640	59.6
89	2	1	#####	780	60.6
210	2	1	#####	455	58.9
241	2	1	#####	565	58.5
184	2	1	#####	665	
248	2	1	#####	645	
145	2	1	#####	660	57.4
306	1	1	#####	695	60.5
336	1	1	#####	660	59.4
418	1	1	#####	690	59.7
64	2	1	#####	530	53.1
84	2	1	#####	630	58.1
94	2	1	#####	640	54.4
118	1	1	#####	720	58.5
197	2	1	#####	550	55.7

201	1	1	#####	625	57.6
272	2	1	#####	660	60.9
284	1	1	#####	720	57.3
314	2	1	#####	590	50.6
332	1	1	#####	700	58.3
339	1	1	#####	660	57
364	1	1	#####	520	54.1
241	2	1	#####	610	58
295	2	1	#####	610	57.9
176	2	1	#####	660	60.5
176	2	1	#####	660	60.5
241	2	1	#####	620	58.4
248	2	1	#####	600	56.8
332	1	1	#####	700	61.2
421	1	1	#####	635	57.8
76	1	1	#####	725	60.9
213	1	1	#####	680	62.3
227	2	1	#####	675	57.8
267	2	1	#####	710	57
280	1	1	#####	635	59.2
339	1	1	#####	660	58.7
407	1	1	#####	750	62.8
422	2	1	#####	620	58.9
425	1	1	#####	660	59.7
426	1	1	#####	620	57.8
146	2	1	#####	550	53.3
170	1	1	#####	735	60.2
280	1	1	#####	610	58.9
306	1	1	#####	200	59.6
318	1	1	#####	690	60.7
336	1	1	#####	615	58.3
69	2	1	#####	690	58.1
271	2	1	#####	565	56.9
99	2	1	#####	660	57.9
99	2	1	#####		
118	1	1	#####		
191	2	1	#####	630	55.9
191	2	1	#####		
306	1	1	#####		
309	2	1	#####	650	57.6
317	2	1	#####	610	57.6
317	2	1	#####		
318	1	1	#####		
351	1	1	#####	560	56.2
430	1	1	#####	720	57.2
431	2	1	#####	625	57.6
198	1	1	#####	770	60.8
249	1	1	#####	685	56.1
84	2	1	#####		
118	1	1	#####		
184	2	1	#####		
191	2	1	#####		
201	1	1	#####	620	57.2
422	2	1	#####	590	56.8
431	2	1	#####		
145	2	1	#####	600	

264	1	1 #####	690	57.7
280	1	1 #####	630	58.4
306	1	1 #####	700	57.4
99	2	1 01-Jun-06		
109	1	1 01-Jun-06		
112	1	1 01-Jun-06	680	61.7
112	1	1 01-Jun-06	680	56.4
118	1	1 01-Jun-06		
184	2	1 01-Jun-06		
184	2	1 01-Jun-06		
218	2	1 01-Jun-06		
332	1	1 01-Jun-06	680	60.4
99	2	1 02-Jun-06		
160	1	1 02-Jun-06	715	61.1
164	2	1 02-Jun-06	690	58.9
227	2	1 02-Jun-06	640	58.8
71	2	1 03-Jun-06	700	58.4
99	2	1 03-Jun-06		
112	1	1 03-Jun-06		
118	1	1 03-Jun-06		
243	2	1 03-Jun-06	675	59.4
306	1	1 03-Jun-06	650	58.3
318	1	1 03-Jun-06	750	63.7
407	1	1 03-Jun-06		
438	2	1 03-Jun-06	665	60.4
112	1	1 04-Jun-06		
160	1	1 04-Jun-06		
271	2	1 04-Jun-06		
309	2	1 04-Jun-06	650	57.8
336	1	1 04-Jun-06		
440	2	1 04-Jun-06	585	58.3
441	1	1 04-Jun-06	580	57.2
99	2	1 05-Jun-06	620	
258	1	1 05-Jun-06	770	56.3
272	2	1 05-Jun-06	690	61.4
307	2	1 05-Jun-06	640	54.9
336	1	1 05-Jun-06		
341	1	1 05-Jun-06	690	59.7
213	1	1 06-Jun-06	655	59.6
302	1	1 06-Jun-06	640	53.9
307	2	1 06-Jun-06	630	53.4
339	1	1 06-Jun-06	655	58.8
364	1	1 06-Jun-06	540	53.9
76	1	1 07-Jun-06		
118	1	1 07-Jun-06	720	58
205	2	1 07-Jun-06	700	57.4
214	1	1 07-Jun-06	760	61.3
241	2	1 07-Jun-06	590	58.7
422	2	1 07-Jun-06		
431	2	1 07-Jun-06	615	57.5
118	1	1 08-Jun-06		
306	1	1 08-Jun-06	700	59.5
318	1	1 08-Jun-06	705	60.5
336	1	1 08-Jun-06	640	58.6
351	1	1 08-Jun-06	590	57.6
64	2	1 09-Jun-06	550	54.3

	69	2	1	09-Jun-06		
	86	2	1	09-Jun-06	600	55.4
	94	2	1	09-Jun-06	660	
	99	2	1	09-Jun-06		
	112	1	1	09-Jun-06		
	201	1	1	09-Jun-06	610	56.8
	205	2	1	09-Jun-06		
	280	1	1	09-Jun-06		
	302	1	1	09-Jun-06	650	56.9
	312	2	1	09-Jun-06	605	55.7
	314	2	1	09-Jun-06	620	52.9
	318	1	1	09-Jun-06		
	318	1	1	09-Jun-06		
	338	1	1	09-Jun-06	670	58.2
	339	1	1	09-Jun-06		
A05		1	1	09-Jun-06	740	62.1
	69	2	1	10-Jun-06		
	112	1	1	10-Jun-06		
	176	2	1	10-Jun-06	685	62.1
	201	1	1	10-Jun-06		
	213	1	1	10-Jun-06		
	280	1	1	10-Jun-06		
	302	1	1	10-Jun-06		
	306	1	1	10-Jun-06		
	318	1	1	10-Jun-06		
	338	1	1	10-Jun-06		
	112	1	1	11-Jun-06		
	198	1	1	11-Jun-06		
	201	1	1	11-Jun-06		
	254	1	1	11-Jun-06	705	58.7
	338	1	1	11-Jun-06		
	374	2	1	11-Jun-06	580	58.2
	112	1	1	13-Jun-06		
	201	1	1	13-Jun-06		
	280	1	1	13-Jun-06		
	318	1	1	13-Jun-06		
	338	1	1	13-Jun-06		
	323	2	1	14-Jun-06	610	57.1
	336	1	1	14-Jun-06		
	302	1	1	16-Jun-06		
	302	1	1	16-Jun-06		
	338	1	1	16-Jun-06		
	338	1	1	16-Jun-06		
	364	1	1	16-Jun-06		
	364	1	1	16-Jun-06		
	242	1	1	20-Jun-06	720	63.1
	358	1	1	22-Jun-06	735	59.3
	442	1	1	22-Jun-06	670	62.5
	443	1	1	22-Jun-06	605	60
	89	2	1	23-Jun-06	755	61.3
	309	2	1	23-Jun-06	660	57.1
	422	2	1	23-Jun-06	635	57.1
	431	2	1	23-Jun-06	660	59.9
	444	2	1	23-Jun-06	645	57.4
	239	1	1	28-Jun-06	770	60.3
	271	2	1	28-Jun-06	610	57.3

68	2	1	30-Jun-06	595	59.7
323	2	1	30-Jun-06	600	60.5
184	2	1	01-Jul-06	590	60
94	2	1	02-Jul-06	705	56
68	2	1	05-Jul-06	600	57.6
99	2	1	05-Jul-06		
197	2	1	05-Jul-06	560	56.1
201	1	1	05-Jul-06		
271	2	1	05-Jul-06		
302	1	1	05-Jul-06		
306	1	1	05-Jul-06		
306	1	1	05-Jul-06		
336	1	1	05-Jul-06		
339	1	1	05-Jul-06		
99	2	1	06-Jul-06	555	56.7
112	1	1	06-Jul-06	685	58.8
118	1	1	06-Jul-06	685	58.6
191	2	1	06-Jul-06	670	53.5
316	2	1	06-Jul-06	660	55.9
99	2	1	07-Jul-06		
112	1	1	07-Jul-06		
112	1	1	07-Jul-06		
118	1	1	07-Jul-06		
191	2	1	07-Jul-06		
201	1	1	07-Jul-06		
213	1	1	07-Jul-06		
302	1	1	07-Jul-06		
445	1	1	07-Jul-06	725	62
446	2	1	07-Jul-06	540	53.8
94	2	1	09-Jul-06		
99	2	1	09-Jul-06		
191	2	1	09-Jul-06		
201	1	1	09-Jul-06		
314	2	1	09-Jul-06		
316	2	1	09-Jul-06		
317	2	1	09-Jul-06	610	56.5
339	1	1	09-Jul-06		
447	2	1	09-Jul-06	625	58.5
99	2	1	10-Jul-06		
191	2	1	10-Jul-06		
316	2	1	10-Jul-06		
241	2	1	11-Jul-06	620	59.2
272	2	1	11-Jul-06	745	60.8
69	2	1	12-Jul-06	620	58.5
145	2	1	12-Jul-06		
146	2	1	12-Jul-06	610	57.1
210	2	1	12-Jul-06	690	57.3
318	1	1	12-Jul-06	740	62.1
336	1	1	12-Jul-06	655	59
348	1	1	12-Jul-06	660	62.3
77	1	1	13-Jul-06		
118	1	1	13-Jul-06		
184	2	1	13-Jul-06	610	56.2
272	2	1	13-Jul-06		
77	1	1	16-Jul-06		
89	2	1	16-Jul-06		

118	1	1	16-Jul-06		
184	2	1	16-Jul-06		
210	2	1	16-Jul-06		
336	1	1	16-Jul-06		
69	2	1	17-Jul-06	620	54.7
237	2	1	17-Jul-06	630	55.9
241	2	1	17-Jul-06		
264	1	1	17-Jul-06	660	58.9
272	2	1	17-Jul-06		
306	1	1	17-Jul-06		
318	1	1	17-Jul-06		
336	1	1	17-Jul-06		
89	2	1	18-Jul-06		
306	1	1	18-Jul-06		
318	1	1	18-Jul-06		
336	1	1	18-Jul-06		
68	2	1	19-Jul-06		
69	2	1	19-Jul-06		
145	2	1	19-Jul-06	650	57.5
210	2	1	19-Jul-06		
280	1	1	19-Jul-06		
306	1	1	19-Jul-06		
318	1	1	19-Jul-06		
323	2	1	19-Jul-06		
327	2	1	19-Jul-06	620	60.6
336	1	1	19-Jul-06		
112	1	1	20-Jul-06		
118	1	1	20-Jul-06		
184	2	1	20-Jul-06		
210	2	1	20-Jul-06		
214	1	1	20-Jul-06	750	62.1
241	2	1	20-Jul-06		
336	1	1	20-Jul-06		
332	1	1	21-Jul-06	710	
431	2	1	21-Jul-06	690	57.9
449	2	1	21-Jul-06	545	53.5
94	2	1	22-Jul-06		
99	2	1	22-Jul-06		
116	2	1	22-Jul-06	680	62.5
197	2	1	22-Jul-06		
201	1	1	22-Jul-06		
213	1	1	22-Jul-06		
249	1	1	22-Jul-06		
302	1	1	22-Jul-06	630	56.6
338	1	1	22-Jul-06		
339	1	1	22-Jul-06		
421	1	1	22-Jul-06	610	58.3
424	2	1	22-Jul-06	540	56.9
425	1	1	22-Jul-06	700	57.4
443	1	1	22-Jul-06		
183	2	1	23-Jul-06	670	57.3
201	1	1	23-Jul-06		
336	1	1	23-Jul-06		
339	1	1	23-Jul-06		
77	1	1	24-Jul-06		
242	1	1	24-Jul-06		

	407	1	1	24-Jul-06	735	61.7
	264	1	1	25-Jul-06		
	264	1	1	25-Jul-06		
	306	1	1	25-Jul-06		
	441	1	1	25-Jul-06	575	55.6
	205	2	1	26-Jul-06	695	62
	340	1	1	26-Jul-06	650	45.8
	353	1	1	26-Jul-06	630	47.6
	396	2	1	26-Jul-06	630	60.2
	396	2	1	26-Jul-06	630	60.2
	69	2	1	27-Jul-06		
	306	1	1	27-Jul-06		
	334	2	1	27-Jul-06		
	396	2	1	27-Jul-06		
	69	2	1	28-Jul-06		
	184	2	1	28-Jul-06		
	306	1	1	28-Jul-06		
	336	1	1	28-Jul-06		
A09		2	1	28-Jul-06	630	55.5
	94	2	1	30-Jul-06		
	99	2	1	30-Jul-06		
	184	2	1	30-Jul-06		
	197	2	1	30-Jul-06		
	201	1	1	30-Jul-06		
	315	2	1	30-Jul-06	630	53.8
	332	1	1	30-Jul-06		
	421	1	1	30-Jul-06		
	164	2	1	04-Aug-06	635	58.2
	164	2	1	04-Aug-06	635	58.2
	201	1	1	04-Aug-06		
	201	1	1	04-Aug-06		
	242	1	1	04-Aug-06	725	60.7
	302	1	1	04-Aug-06		
	302	1	1	04-Aug-06		
	338	1	1	04-Aug-06		
	338	1	1	04-Aug-06		
	339	1	1	04-Aug-06		
	339	1	1	04-Aug-06		
	364	1	1	04-Aug-06	530	55.1
	364	1	1	04-Aug-06	530	55.1
A10		1	1	04-Aug-06	655	57.1
	112	1	1	05-Aug-06		
	118	1	1	05-Aug-06		
	160	1	1	05-Aug-06		
	164	2	1	05-Aug-06		
	280	1	1	05-Aug-06	650	59
	69	2	1	06-Aug-06	640	59.4
	184	2	1	06-Aug-06		
	239	1	1	06-Aug-06		
	315	2	1	06-Aug-06		
	332	1	1	06-Aug-06		
	69	2	1	07-Aug-06		
	77	1	1	07-Aug-06		
	118	1	1	07-Aug-06		
	241	2	1	07-Aug-06		
	272	2	1	07-Aug-06		

	280	1	1 07-Aug-06		
A13		2	1 07-Aug-06	645	59.2
	94	2	1 08-Aug-06		
	99	2	1 08-Aug-06		
	109	1	1 08-Aug-06		
	118	1	1 08-Aug-06		
	191	2	1 08-Aug-06		
	201	1	1 08-Aug-06		
	201	1	1 08-Aug-06		
	213	1	1 08-Aug-06		
	272	2	1 08-Aug-06		
	301	2	1 08-Aug-06	770	58.6
	302	1	1 08-Aug-06		
	306	1	1 08-Aug-06		
	338	1	1 08-Aug-06		
	339	1	1 08-Aug-06		
	449	2	1 08-Aug-06		
	99	2	1 09-Aug-06		
	118	1	1 09-Aug-06		
	201	1	1 09-Aug-06		
	213	1	1 09-Aug-06		
	242	1	1 09-Aug-06		
	280	1	1 09-Aug-06		
	302	1	1 09-Aug-06		
	317	2	1 09-Aug-06		
	318	1	1 09-Aug-06		
	328	2	1 09-Aug-06	670	59.4
	339	1	1 09-Aug-06		
	341	1	1 09-Aug-06		
A15		2	1 09-Aug-06	635	59.5
	86	2	1 12-Aug-06	600	56.5
	258	1	1 12-Aug-06	615	58.3
	272	2	1 12-Aug-06		
	289	2	1 12-Aug-06	710	59.4
	306	1	1 12-Aug-06		
	372	1	1 12-Aug-06	630	55.7
	374	2	1 12-Aug-06	605	58.3
	377	2	1 12-Aug-06	595	57.6
A10		1	1 12-Aug-06	605	57
	272	2	1 13-Aug-06		
A19		2	1 13-Aug-06	660	55.2
A21		1	1 13-Aug-06	665	56.7
	271	2	1 14-Aug-06	560	55.2
	272	2	1 14-Aug-06		
A22		2	1 14-Aug-06	515	55.4
	77	1	1 15-Aug-06		
	118	1	1 15-Aug-06		
	184	2	1 15-Aug-06	635	56.4
	201	1	1 15-Aug-06		
	258	1	1 15-Aug-06		
	271	2	1 15-Aug-06		
	272	2	1 15-Aug-06	580	60.1
	306	1	1 15-Aug-06		
	318	1	1 15-Aug-06		
	336	1	1 15-Aug-06		
A10		1	1 15-Aug-06		

99	2	1 16-Aug-06		
99	2	1 16-Aug-06	665	58.4
118	1	1 16-Aug-06		
118	1	1 16-Aug-06		
191	2	1 16-Aug-06	600	57.1
201	1	1 16-Aug-06		
302	1	1 16-Aug-06		
314	2	1 16-Aug-06	565	51
319	2	1 16-Aug-06	620	54.2
339	1	1 16-Aug-06		
339	1	1 16-Aug-06		
430	1	1 16-Aug-06	715	58
108	2	1 17-Aug-06	635	56.2
112	1	1 17-Aug-06		
213	1	1 17-Aug-06		
272	2	1 17-Aug-06	555	62.6
407	1	1 17-Aug-06		
112	1	1 23-Aug-06		
201	1	1 23-Aug-06		
213	1	1 23-Aug-06		
339	1	1 23-Aug-06		
280	1	1 26-Aug-06		
318	1	1 26-Aug-06		
192	2	1 27-Aug-06	685	59.3
258	1	1 27-Aug-06		
280	1	1 27-Aug-06		
336	1	1 27-Aug-06		
146	2	1 29-Aug-06	565	55.1
184	2	1 29-Aug-06	675	56.4
267	2	1 29-Aug-06	650	55.8
272	2	1 29-Aug-06	655	58.8
306	1	1 29-Aug-06	675	
306	1	1 29-Aug-06		61
72	2	1 30-Aug-06	495	58.8
145	2	1 30-Aug-06	600	58.5
264	1	1 30-Aug-06	770	59.6
280	1	1 30-Aug-06		
306	1	1 30-Aug-06		
336	1	1 30-Aug-06	635	
69	2	1 31-Aug-06		
318	1	1 31-Aug-06	745	61.6
336	1	1 31-Aug-06	650	59.5
86	2	1 01-Sep-06	640	56.3
307	2	1 01-Sep-06	630	56.7
377	2	1 01-Sep-06	635	57.1
280	1	1 03-Sep-06		
306	1	1 03-Sep-06		
251	1	1 04-Sep-06	355	60.4
258	1	1 04-Sep-06	635	59.9
281	2	1 04-Sep-06	680	58.2
318	1	1 04-Sep-06		
436	2	1 04-Sep-06	565	57.7
191	2	1 05-Sep-06	595	57.4
197	2	1 05-Sep-06	605	55.2
201	1	1 05-Sep-06	635	57.5
201	1	1 05-Sep-06	635	57.5

	286	2	1 05-Sep-06	615	56.7
	306	1	1 05-Sep-06		
	316	2	1 05-Sep-06	615	58.2
	118	1	1 06-Sep-06		
	201	1	1 06-Sep-06		
	205	2	1 06-Sep-06	695	62
	213	1	1 06-Sep-06	740	62.1
	213	1	1 06-Sep-06	740	62.1
	317	2	1 06-Sep-06	595	59.3
	318	1	1 06-Sep-06		
	201	1	1 07-Sep-06		
	284	1	1 07-Sep-06	715	57.2
	316	2	1 07-Sep-06	625	58
	201	1	1 08-Sep-06		
	318	1	1 08-Sep-06		
	338	1	1 08-Sep-06	670	58.4
	364	1	1 08-Sep-06	580	55.7
A34		1	1 08-Sep-06	695	58.6
	201	1	1 10-Sep-06		
	336	1	1 10-Sep-06		
	338	1	1 10-Sep-06		
A35		2	1 10-Sep-06	635	60.3
	64	2	1 11-Sep-06	550	56.4
	210	2	1 11-Sep-06	665	59.2
	302	1	1 11-Sep-06	645	58.1
	312	2	1 11-Sep-06	565	52
	314	2	1 11-Sep-06	595	54
	364	1	1 11-Sep-06	590	55.1
	201	1	1 12-Sep-06		
	338	1	1 12-Sep-06		
	213	1	1 13-Sep-06		
	280	1	1 13-Sep-06	650	59
	319	2	1 13-Sep-06	660	57.8
A38		1	1 13-Sep-06	715	61.3
	94	2	1 14-Sep-06	695	56.8
	201	1	1 14-Sep-06		
	306	1	1 14-Sep-06		
	318	1	1 14-Sep-06		
	338	1	1 14-Sep-06		
	201	1	1 15-Sep-06		
	306	1	1 15-Sep-06		
	306	1	1 17-Sep-06		
	184	2	1 18-Sep-06	650	58.1
	201	1	1 18-Sep-06		
	213	1	1 18-Sep-06		
	339	1	1 18-Sep-06	725	59.7
A41		2	1 18-Sep-06	575	55.2
	201	1	1 19-Sep-06		
	213	1	1 19-Sep-06		
	284	1	1 19-Sep-06		
	339	1	1 19-Sep-06		
A44		2	1 19-Sep-06	515	55.4
	286	2	1 20-Sep-06	615	56.9
	307	2	1 20-Sep-06	660	59.8
	324	2	1 20-Sep-06	660	59.8
	323	2	1 21-Sep-06	745	59

	332	1	1 21-Sep-06	745	59.5
	332	1	1 21-Sep-06		
	332	1	1 22-Sep-06		
A13	164	2	1 24-Sep-06	695	58.5
		2	1 24-Sep-06	595	58.5
	280	1	1 26-Sep-06		
	281	2	1 26-Sep-06	645	60.5
	241	2	1 27-Sep-06	635	58.4
	280	1	1 27-Sep-06		
	183	2	1 28-Sep-06	665	58.2
	280	1	1 28-Sep-06		
A54	320	2	1 28-Sep-06	675	58.6
		2	1 28-Sep-06	625	58.3
	86	2	1 22-Oct-06	565	54.7
	118	1	1 22-Oct-06		
	125	2	1 22-Oct-06	685	61.5
	191	2	1 22-Oct-06	650	57.7
	197	2	1 22-Oct-06	550	57
	201	1	1 22-Oct-06	645	56.4
	314	2	1 22-Oct-06	575	54.2
	316	2	1 22-Oct-06	675	57.2
	317	2	1 22-Oct-06	580	58.3
	374	2	1 22-Oct-06	645	56.3
A13	377	2	1 22-Oct-06	590	56.4
		2	1 22-Oct-06	565	58.7
	191	2	1 23-Oct-06		
	197	2	1 23-Oct-06		
	201	1	1 23-Oct-06		
	302	1	1 23-Oct-06	660	59.6
	314	2	1 23-Oct-06		
	316	2	1 23-Oct-06		
	317	2	1 23-Oct-06		
	374	2	1 23-Oct-06		
A60	377	2	1 23-Oct-06		
		1	1 23-Oct-06	680	59.7
	64	2	1 24-Oct-06		
	94	2	1 24-Oct-06	635	55.2
	184	2	1 24-Oct-06		
	272	2	1 24-Oct-06		
A62	314	2	1 24-Oct-06		
		1	1 24-Oct-06	735	61
	272	2	1 28-Oct-06	580	60.3
A70		2	1 29-Oct-06	650	61.6
	307	2	1 08-Dec-06	635	56.8
	377	2	1 08-Dec-06	630	57.3
	295	2	1 10-Dec-06	600	59.1
A75		1	1 10-Dec-06	685	61.8
	89	2	1 11-Dec-06	700	62.1
	146	2	1 11-Dec-06	680	59.2
	210	2	1 11-Dec-06	690	59
	336	1	1 11-Dec-06	765	51.7
	378	1	1 12-Dec-06	720	58.6
	146	2	1 13-Dec-06	650	55.4
	301	2	1 16-Dec-06	630	57.9
	191	2	1 22-Feb-07	640	56.7
	201	1	1 22-Feb-07	660	58

314	2	1	22-Feb-07	640	58.7
374	2	1	22-Feb-07	660	58.2
377	2	1	22-Feb-07	605	58
89	2	1	23-Feb-07	600	61.4
94	2	1	23-Feb-07	640	56.5
210	2	1	23-Feb-07	670	61.2
306	1	1	23-Feb-07	810	
316	2	1	23-Feb-07	660	57.5
317	2	1	23-Feb-07	620	57.4
197	2	1	24-Feb-07	680	55.7
302	1	1	24-Feb-07	700	56.5
307	2	1	24-Feb-07	620	56.6
146	2	1	26-Feb-07	580	55
271	2	1	26-Feb-07	620	57.3
306	1	1	26-Feb-07	800	58.2
306	1	1	26-Feb-07		
383	2	1	26-Feb-07	600	57.9
69	2	1	27-Feb-07	690	58.3
306	1	1	27-Feb-07		
272	2	1	#####	710	
145	2	1	#####	630	58.1
210	2	1	#####	705	59.6
89	2	1	02-Jun-07	755	55.1
436	2	1	02-Jun-07	580	56.8
197	2	1	03-Jun-07	550	55.8
272	2	1	03-Jun-07	700	60.8
314	2	1	03-Jun-07	620	50.8
184	2	1	07-Jun-07	655	57.2
64	2	1	08-Jun-07	520	55.4
94	2	1	08-Jun-07	605	55.8
191	2	1	08-Jun-07	600	57.2
312	2	1	08-Jun-07	635	55.3
317	2	1	08-Jun-07	570	56.3
69	2	1	10-Jun-07	630	58.1
205	2	1	10-Jun-07	685	60
271	2	1	10-Jun-07	605	56.4
306	1	1	10-Jun-07	750	59
318	1	1	10-Jun-07	735	62
379	1	1	10-Jun-07	600	57.2
385	1	1	10-Jun-07	705	61.8
392	1	1	10-Jun-07	635	62.1
UKM5	1	1	10-Jun-07	665	
69	2	1	11-Jun-07		
271	2	1	11-Jun-07		
306	1	1	11-Jun-07		
336	1	1	11-Jun-07		
379	1	1	11-Jun-07		
410	1	1	11-Jun-07	660	57.2
69	2	1	12-Jun-07		
146	2	1	12-Jun-07	585	54.6
271	2	1	12-Jun-07		
306	1	1	12-Jun-07		
410	1	1	12-Jun-07		
230	1	1	17-Jun-07	660	
320	2	1	17-Jun-07	720	56.1
324	2	1	17-Jun-07	730	59.9

	396	2	1 17-Jun-07		
	408	2	1 17-Jun-07	670	59.4
UKM6		1	1 17-Jun-07	655	
	287	2	1 18-Jun-07		
	320	2	1 18-Jun-07	730	58.9
B00		2	1 20-Jun-07	615	57.1
	272	2	1 21-Jun-07	665	59
	309	2	1 22-Jun-07	760	57.4
	318	1	1 22-Jun-07		
	336	1	1 22-Jun-07		
B04		2	1 22-Jun-07		
	183	2	1 24-Jun-07	750	
	411	2	1 04-Jun-11	650	50.7
	451	2	1 04-Jun-11	750	58.2
	452	1	1 04-Jun-11	670	49.6
	455	1	1 04-Jun-11	740	59.3
	456	2	1 04-Jun-11	600	54.7
	178	1	1 05-Jun-11	750	55.1
	411	2	1 05-Jun-11		
	459	2	1 05-Jun-11	700	55.1
	460	2	1 05-Jun-11	640	55.1
	464	2	1 05-Jun-11	700	55.6
	396	2	1 12-Jun-11	640	59.9
	460	2	1 12-Jun-11	600	
	464	2	1 12-Jun-11	670	
	466	1	1 12-Jun-11	700	56.7
	467	1	1 12-Jun-11	740	60.2
	301	2	1 13-Jun-11	620	
	411	2	1 13-Jun-11		
	452	1	1 13-Jun-11	650	
	456	2	1 13-Jun-11	560	
	468	1	1 13-Jun-11	620	58.2
	469	1	1 13-Jun-11	660	57.1
	470	1	1 15-Jun-11	660	55.3
	471	1	1 15-Jun-11	670	56.4
	472	2	1 15-Jun-11	650	56.3
	473	2	1 15-Jun-11	720	58.3
	474	2	1 15-Jun-11	540	55.6
	460	2	1 16-Jun-11	600	
	477	2	1 17-Jun-11	710	54.5
	301	2	1 18-Jun-11	640	
	396	2	1 18-Jun-11	670	
	411	2	1 18-Jun-11	620	
	478	2	1 18-Jun-11	700	58.6
	451	2	1 19-Jun-11	790	
	456	2	1 19-Jun-11	540	
	459	2	1 19-Jun-11	690	
	464	2	1 19-Jun-11	690	
	473	2	1 19-Jun-11	690	
	479	1	1 20-Jun-11	640	57.5
	480	1	1 20-Jun-11	710	52.4
	481	1	1 21-Jun-11	710	59.4
	482	2	1 22-Jun-11	640	57.2
	483	2	1 22-Jun-11	650	57
	485	2	1 22-Jun-11	510	52.2
	487	2	1 22-Jun-11	720	51.2

489	1	1	23-Jun-11	630	53.8
490	2	1	24-Jun-11	650	57.2
491	2	1	24-Jun-11	620	53.7
492	2	1	24-Jun-11	620	57.4
489	1	1	25-Jun-11	620	
493	1	1	25-Jun-11	680	53.6
494	2	1	25-Jun-11	525	52.2
495	1	1	25-Jun-11	700	57.7
496	1	1	25-Jun-11	640	57.3
498	2	1	25-Jun-11	700	55.3
499	2	1	25-Jun-11	700	56.5
496	1	1	26-Jun-11	620	
500	1	1	26-Jun-11	650	53.4
501	1	1	26-Jun-11	595	54
502	1	1	26-Jun-11	760	57.3
505	2	1	26-Jun-11	700	56.5
506	2	1	26-Jun-11	680	57.1
432	2	1	27-Jun-11	705	57.3
500	1	1	27-Jun-11	620	
507	2	1	27-Jun-11	740	58
509	1	1	27-Jun-11	730	59.2
510	2	1	27-Jun-11	670	58.7
511	1	1	27-Jun-11	690	59.5
485	2	1	28-Jun-11	535	
506	2	1	28-Jun-11	520	
515	1	1	28-Jun-11	580	56.4
516	2	1	28-Jun-11	700	56.3
499	2	1	29-Jun-11	665	
517	2	1	29-Jun-11	610	57
518	2	1	29-Jun-11	585	57.4
519	1	1	29-Jun-11	670	55.8
520	2	1	29-Jun-11	645	58.4
521	2	1	30-Jun-11	690	56.9
522	2	1	30-Jun-11	660	55.4
523	1	1	30-Jun-11	700	56.3
191	2	1	01-Jul-11	690	55.4
319	2	1	01-Jul-11	630	56.3
482	2	1	01-Jul-11	645	
525	2	1	01-Jul-11	620	56.6
527	2	1	01-Jul-11	590	54.2
528	2	1	01-Jul-11	575	55.2
530	1	1	01-Jul-11	610	56.6
452	1	1	02-Jul-11	695	
531	1	1	02-Jul-11	700	58.2
532	1	1	02-Jul-11	605	57.7
533	2	1	02-Jul-11	620	53.3
534	2	1	02-Jul-11	685	
536	1	1	02-Jul-11	725	60
538	1	1	02-Jul-11	590	57.3
324	2	1	03-Jul-11	705	57.6
411	2	1	03-Jul-11	630	
471	1	1	03-Jul-11	670	
472	2	1	03-Jul-11	640	
473	2	1	03-Jul-11	760	
474	2	1	03-Jul-11	575	
539	1	1	03-Jul-11	680	59.9

540	1	1	03-Jul-11	660	57
541	1	1	04-Jul-11	710	60
542	2	1	04-Jul-11	690	58.5
509	1	1	05-Jul-11	700	
545	2	1	05-Jul-11	540	55.6
491	2	1	06-Jul-11	600	
411	2	1	07-Jul-11	620	
452	1	1	07-Jul-11	675	
454	1	1	07-Jul-11	690	
460	2	1	07-Jul-11	655	
467	1	1	09-Jul-11	770	
477	2	1	09-Jul-11	760	
548	2	1	12-Jul-11	590	54.8
549	2	1	13-Jul-11	665	56.1
495	1	1	14-Jul-11	715	
500	1	1	14-Jul-11	630	
479	1	1	15-Jul-11	690	
319	2	1	03-Aug-11	710	56.3
521	2	1	03-Aug-11	670	57
525	2	1	03-Aug-11	595	56.8
531	1	1	03-Aug-11	745	58.6
532	1	1	03-Aug-11	640	57.5
533	2	1	03-Aug-11	620	55.7
527	2	1	07-Aug-11	560	55.2
530	1	1	07-Aug-11	650	58.7
538	1	1	07-Aug-11	650	58.1
396	2	1	08-Aug-11	700	59.6
455	1	1	08-Aug-11	745	60
487	2	1	11-Aug-11	680	56
491	2	1	11-Aug-11	665	56.1
548	2	1	11-Aug-11	560	
549	2	1	11-Aug-11	625	
481	1	1	16-Aug-11	710	
493	1	1	16-Aug-11	720	55.8
500	1	1	16-Aug-11	650	57.6
552	2	1	16-Aug-11	615	55.7
553	1	1	16-Aug-11	655	58.7
301	2	1	17-Aug-11	600	55.5
452	1	1	17-Aug-11	715	60.4
453	1	1	17-Aug-11	630	53.2
454	1	1	17-Aug-11	715	
467	1	1	17-Aug-11	735	63.1
478	2	1	17-Aug-11	720	
525	2	1	19-Aug-11	630	
531	1	1	19-Aug-11	720	
554	1	1	19-Aug-11	680	59.5
553	1	1	20-Aug-11	615	58.8
319	2	1	25-Aug-11	655	
324	2	1	25-Aug-11	650	60.2
534	2	1	25-Aug-11	645	57.9
451	2	1	12-Sep-11	750	55
468	1	1	12-Sep-11	645	56.1
470	1	1	12-Sep-11	670	55
473	2	1	12-Sep-11	700	54.1
474	2	1	12-Sep-11	565	54.4
472	2	1	13-Sep-11	645	56.3

460	2	1	14-Sep-11	610		
464	2	1	14-Sep-11	595	59.8	
525	2	1	16-Sep-11	695		
527	2	1	16-Sep-11	600		
528	2	1	20-Sep-11	590	57.2	
452	1	1	22-Sep-11	665	58.9	
324	2	1	24-Sep-11	640		
534	2	1	24-Sep-11	650		
539	1	1	25-Sep-11	750		
521	2	1	26-Sep-11	695	58.1	
522	2	1	26-Sep-11	625	56.2	
567	2	1	26-Sep-11	685	57.5	
533	2	1	27-Sep-11	625	56.1	
484	2	1	04-Oct-11	580	54.5	
490	2	1	07-Oct-11	680	52.8	
491	2	1	07-Oct-11	630	52.7	
552	2	1	07-Oct-11	580	53.2	
517	2	1	08-Oct-11	715	59.4	
518	2	1	08-Oct-11	600	57.8	
313	1	1	09-Oct-11	690	59.8	
485	2	1	10-Oct-11	630	55.3	
509	1	1	11-Oct-11	910	61.2	
518	2	1	15-Oct-11	600		
520	2	1	15-Oct-11	700	60.4	
528	2	1	16-Oct-11	570	53.6	
530	1	1	16-Oct-11	620	57.8	
540	1	1	22-Oct-11	660	60.4	
396	2	1	#####	725		21.5
454	1	1	#####	800	57.2	20
460	2	1	#####	625	55.6	18.5
468	1	1	#####	775	59.7	19.8
396	2	1	#####		58.3	
454	1	1	#####			
460	2	1	#####			
468	1	1	#####	780		
470	1	1	#####	705	54.3	20.2
474	2	1	#####	645	56.8	
301	2	1	#####	705	54.5	19.3
465	2	1	#####	640	54.4	17.9
473	2	1	#####	750	59.6	18.5
573	1	1	#####	730	59.9	19.4
319	2	1	#####	660	54.3	18.9
453	1	1	#####	715	57.5	17.8
525	2	1	#####	665	55.5	18.2
527	2	1	#####	630	54.3	17.7
530	1	1	#####	660	59.1	18
532	1	1	#####	680	57.1	18.1
535	2	1	#####	670	59.3	21.6
537	1	1	#####	775	58.1	18.7
538	1	1	#####	665	58	17
540	1	1	#####	690	61	17.2
575	1	1	#####	615	57.7	19.5
319	2	1	#####	635		
324	2	1	#####	700	59.7	19.1
457	2	1	#####	615	55.8	18.4
474	2	1	#####	605		

529	1	1	#####	745	51.9	20.5
531	1	1	#####	775	61.9	20.7
474	2	1	#####	590		17.4
521	2	1	#####	720	56.7	18.5
522	2	1	#####	685	56.4	17.1
523	1	1	#####	740	57.2	17.9
524	2	1	#####	700	54.8	18.4
528	2	1	#####	600	53.7	18.5
534	2	1	#####	690	59.3	17.5
533	2	1	#####	675	55.5	17.5
542	2	1	#####	690	62	18.8
544	1	1	#####	690	55.2	19.1
451	2	1	#####	730	58.8	17.9
538	1	1	#####	640	57.5	
477	2	1	#####	725	55.2	17.3
464	2	1	#####	745	60	17.3
573	1	1	#####	700		
507	2	1	#####	830	57.6	18.4
313	1	1	#####	635	58.1	18
432	2	1	#####	715	58.8	17
494	2	1	#####	590	59.6	17.1
513	2	1	#####	670	54	17.3
516	2	1	#####	785	59.3	18
517	2	1	#####	610	58.3	17.8
586	2	1	#####	630	57.8	16.6
510	2	1	#####	675	57.2	17
496	1	1	#####	675	58.1	17.9
565	1	1	#####	685	61.6	17.3
591	2	1	#####	720	55.5	18.4
484	2	1	02-Jun-12	635	55.2	17.6
489	1	1	02-Jun-12	670	55.9	18.4
498	2	1	02-Jun-12	730	59.3	18.6
499	2	1	02-Jun-12	725	58.7	18.6
506	2	1	02-Jun-12	705	58.8	18.6
507	2	1	02-Jun-12	800		
520	2	1	02-Jun-12	660	59.8	18.1
593	2	1	02-Jun-12	640	58.4	17.2
595	1	1	02-Jun-12	720	58	17.9
489	1	1	03-Jun-12	660		
496	1	1	03-Jun-12	695		
509	1	1	03-Jun-12	780	61.6	19.8
565	1	1	03-Jun-12	690		
596	1	1	03-Jun-12	790	60.4	19.9
396	2	1	04-Jun-12	785	60.4	
453	1	1	04-Jun-12	675	55.7	17.9
454	1	1	04-Jun-12	705	63.8	17.4
455	1	1	04-Jun-12	785	60.4	18.1
470	1	1	04-Jun-12	780	58.6	20.1
457	2	1	05-Jun-12	605	57.9	18.1
460	2	1	05-Jun-12	660	58.5	17.9
473	2	1	05-Jun-12	775	55.9	
474	2	1	05-Jun-12	600	54.6	18.1
319	2	1	06-Jun-12	645	53.4	17.6
491	2	1	06-Jun-12	590	57	18.1
513	2	1	06-Jun-12	665	56.6	17
526	1	1	06-Jun-12	765	57.1	

529	1	1 06-Jun-12	510	60.6	
535	2	1 06-Jun-12	580	56.6	17.3
552	2	1 06-Jun-12	610	56.1	16.6
573	1	1 06-Jun-12	730	61.7	16.9
575	1	1 06-Jun-12	590	57.4	18.3
432	2	1 07-Jun-12	750	57.2	17.7
489	1	1 07-Jun-12	690		
500	1	1 07-Jun-12	670	57.2	19.1
512	1	1 07-Jun-12	730	59.4	17.6
523	1	1 07-Jun-12	725	56.9	17.3
526	1	1 07-Jun-12	720		
527	2	1 07-Jun-12	615	56.2	17.7
579	2	1 07-Jun-12	540	57.8	17.9
451	2	1 08-Jun-12	775	56.7	17.8
464	2	1 08-Jun-12	730	59.4	17.9
537	1	1 08-Jun-12			
537	1	1 08-Jun-12	720	61	17.8
468	1	1 09-Jun-12	790	60.2	
313	1	1 10-Jun-12	650	58.4	18.8
509	1	1 10-Jun-12	790	59.1	
525	2	1 10-Jun-12	690	57.6	17.9
530	1	1 10-Jun-12	610	58.6	19.9
540	1	1 10-Jun-12	690	59.7	18.6
564	2	1 10-Jun-12	515	55.9	16.2
452	1	1 11-Jun-12	655	57.7	18.8
481	1	1 11-Jun-12	745	60.4	17.2
499	2	1 11-Jun-12	740	57.8	17.9
501	1	1 11-Jun-12	630	55	17.3
507	2	1 11-Jun-12	735	57.5	17.8
512	1	1 11-Jun-12	705		17.6
596	1	1 11-Jun-12	820	61.3	18.7
597	2	1 11-Jun-12	610	57.7	17.4
510	2	1 12-Jun-12	685	58.6	17.6
452	1	1 13-Jun-12	665		
521	2	1 13-Jun-12	675	57.9	19
524	2	1 13-Jun-12	605	56.2	18.6
530	1	1 13-Jun-12	620	58.1	19.1
538	1	1 13-Jun-12	610	58.2	16.9
455	1	1 14-Jun-12	770	61.4	20
474	2	1 14-Jun-12	610	57.6	19.6
523	1	1 14-Jun-12	735	57.1	17.9
531	1	1 14-Jun-12	770	60.7	18.8
554	1	1 14-Jun-12	660	59.5	17.6
481	1	1 15-Jun-12	730		
500	1	1 15-Jun-12	650	57.2	17.8
532	1	1 15-Jun-12	670	57.6	17.7
491	2	1 16-Jun-12	575	57.1	18
496	1	1 16-Jun-12	690	57.7	17.5
527	2	1 16-Jun-12	570	55.6	17.2
548	2	1 16-Jun-12	615	56.1	18.4
553	1	1 16-Jun-12	685	57.8	19.3
509	1	1 18-Jun-12	835	61.5	19.5
522	2	1 18-Jun-12	690	54	16.5
531	1	1 18-Jun-12	760		
544	1	1 18-Jun-12	675	57.7	18.8
599	2	1 19-Jun-12	710	56.6	18.1

600	1	1	19-Jun-12	690	57.2	18.4
601	2	1	19-Jun-12	680	58.3	18.4
466	1	1	20-Jun-12	730	60.9	17.9
488	2	1	20-Jun-12	595	56.4	17
603	2	1	20-Jun-12	600	55.8	17
605	1	1	20-Jun-12	715	61.9	18.2
487	2	1	24-Jun-12	665	57.4	17.8
606	2	1	24-Jun-12	660	54.5	19.2
454	1	1	29-Jun-12	740	63.2	19.8
607	2	1	29-Jun-12	750	58.7	19.1
396	2	1	30-Jun-12	690	59.9	19.8
465	2	1	30-Jun-12	645	54.2	17.6
301	2	1	01-Jul-12	665	56.6	19.2
453	1	1	01-Jul-12	695	55.5	17.8
454	1	1	01-Jul-12	735		
468	1	1	01-Jul-12	710	59.7	18.3
470	1	1	01-Jul-12	730	57.1	17.7
474	2	1	01-Jul-12	610	57	18.6
432	2	1	02-Jul-12	690	58.1	17.8
496	1	1	02-Jul-12	675	57.1	19.5
509	1	1	02-Jul-12	790	62.2	17.9
468	1	1	03-Jul-12	710		
527	2	1	03-Jul-12	540	55.8	17
530	1	1	03-Jul-12	710	57.5	19.4
535	2	1	03-Jul-12	690	60.1	17.9
537	1	1	03-Jul-12	715	62.1	18.2
575	1	1	03-Jul-12	625	56.2	17.1
489	1	1	04-Jul-12	650	57.7	18.2
507	2	1	04-Jul-12	705	58.3	18.3
523	1	1	04-Jul-12	715	57.8	17
608	2	1	04-Jul-12	710	60.1	17.8
501	1	1	05-Jul-12	645	56	18.2
512	1	1	05-Jul-12	715	59.1	18.4
526	1	1	07-Jul-12	705	58.2	18.7
324	2	1	08-Jul-12	720	61	19.5
477	2	1	08-Jul-12	730	56.5	17.2
524	2	1	08-Jul-12	600	57.5	18.6
528	2	1	08-Jul-12	670	55.7	17.9
534	2	1	08-Jul-12	710	57.4	19.8
538	1	1	08-Jul-12	640	58.8	19.2
539	1	1	08-Jul-12	700	61	18.6
540	1	1	08-Jul-12	670	59.4	17.9
543	2	1	08-Jul-12	615	53.1	18.6
573	1	1	08-Jul-12	740	60.3	17.5
609	1	1	08-Jul-12	760	59.2	20.1
521	2	1	09-Jul-12	680	58.4	17.9
533	2	1	09-Jul-12	610	54.4	17.4
596	1	1	09-Jul-12	890	61.4	19.4
597	2	1	09-Jul-12	625	59.1	18.1
455	1	1	10-Jul-12	780	61.2	19.6
469	1	1	10-Jul-12	700	59.5	17.9
500	1	1	10-Jul-12	705	55.2	18.7
502	1	1	10-Jul-12	785	61.8	19.2
522	2	1	10-Jul-12	610	55.9	17.5
452	1	1	11-Jul-12	735	60.3	20.1
457	2	1	11-Jul-12	635	56	17.5

460	2	1	11-Jul-12	660	57.5	17.6
493	1	1	11-Jul-12	740	56.8	18.4
533	2	1	11-Jul-12	590	55.5	17.5
464	2	1	12-Jul-12	740	59.9	19.9
513	2	1	12-Jul-12	640	53.4	17.4
542	2	1	12-Jul-12	730	60.1	19
468	1	1	14-Jul-12	700	60.1	17.7
538	1	1	14-Jul-12	640		
532	1	1	15-Jul-12	620	59.2	17.5
553	1	1	15-Jul-12	685	57.5	19.5
598	2	1	15-Jul-12	585	57.6	16.4
466	1	1	16-Jul-12	760	62	18.8
531	1	1	16-Jul-12	710	61.4	19.2
536	1	1	16-Jul-12	740	60.7	19.6
544	1	1	16-Jul-12	640	57.1	18.7
600	1	1	16-Jul-12	680	57.7	19.1
601	2	1	16-Jul-12	690	57.4	
603	2	1	16-Jul-12	620	57	19.4
554	1	1	17-Jul-12	655	58.9	17.5
610	2	1	17-Jul-12	730	60.4	
473	2	1	18-Jul-12	810	58.4	20.9
543	2	1	18-Jul-12	630	57.4	18.8
605	1	1	18-Jul-12	730	61.1	17.9
474	2	1	19-Jul-12	640	56.6	18
301	2	1	31-Jul-12	640	55.9	18.4
396	2	1	31-Jul-12	730	59.3	
432	2	1	31-Jul-12	640	58.6	18.1
453	1	1	31-Jul-12	610	55.6	18.1
468	1	1	31-Jul-12	700	60	18.2
470	1	1	31-Jul-12	720	55.9	17.9
509	1	1	31-Jul-12	790	59.3	19.6
512	1	1	31-Jul-12	690	58.6	18.6
513	2	1	31-Jul-12	610	55.4	16.5
523	1	1	31-Jul-12	735	58.5	18.7
319	2	1	01-Aug-12	660	56.6	18.1
324	2	1	01-Aug-12	635	59.2	18.6
396	2	1	01-Aug-12	700	58.4	
454	1	1	01-Aug-12	710	61.9	20.3
501	1	1	01-Aug-12	625	56.6	18.3
507	2	1	01-Aug-12	670	57.8	18
528	2	1	01-Aug-12	590	56.4	17.4
530	1	1	01-Aug-12	640	59.4	18.2
535	2	1	01-Aug-12	660	59.5	17.7
537	1	1	01-Aug-12	755	60.6	18.2
538	1	1	01-Aug-12	690	58.6	18
575	1	1	01-Aug-12	650	55.3	17.7
576	2	1	01-Aug-12	610	60.6	17.9
586	2	1	01-Aug-12	570	57.2	15.9
432	2	1	03-Aug-12	660	58.1	17.5
492	2	1	03-Aug-12	640	61.4	17.7
560	2	1	03-Aug-12	710	59.3	18.1
598	2	1	03-Aug-12	630	57	17.1
608	2	1	03-Aug-12	660	60.2	17.6
455	1	1	04-Aug-12	745	63	19.4
477	2	1	04-Aug-12	740	57	17.1
484	2	1	04-Aug-12	550	55.9	16.8

521	2	1 04-Aug-12	715	58.3	18.2
525	2	1 04-Aug-12	610	59.7	18
527	2	1 04-Aug-12	545	54.9	16.8
533	2	1 04-Aug-12	585	55.6	17.2
559	2	1 04-Aug-12	600	55.9	17.4
452	1	1 05-Aug-12	710	61	18.7
481	1	1 06-Aug-12	710	59.8	17.8
496	1	1 06-Aug-12	685	58.1	19.8
516	2	1 06-Aug-12	700	59.3	19
524	2	1 06-Aug-12	650	55.9	18
517	2	1 07-Aug-12	600	58.3	16.4
489	1	1 08-Aug-12	700	57.1	18.6
501	1	1 08-Aug-12	620		
506	2	1 08-Aug-12	650	56.6	18.4
520	2	1 08-Aug-12	655	58.2	18.2
534	2	1 08-Aug-12	655	57.2	18.6
540	1	1 08-Aug-12	695	59.8	
568	2	1 08-Aug-12	610	58.4	17.7
596	1	1 08-Aug-12	795	60	20.2
526	1	1 09-Aug-12	680	58.2	19.6
531	1	1 09-Aug-12	745	60.7	20
536	1	1 09-Aug-12	740	60.5	19
543	2	1 09-Aug-12	665	56.3	18.2
616	1	1 09-Aug-12	625	56.1	18.1
396	2	1 10-Aug-12	710	61	19.6
512	1	1 10-Aug-12	710	59.6	19.2
544	1	1 10-Aug-12	660	55.7	18.3
500	1	1 11-Aug-12	660	56.9	18.3
618	2	1 12-Aug-12	620	56.4	17.8
460	2	1 13-Aug-12	690	57.9	18.1
464	2	1 13-Aug-12	705	60.2	18.6
475	2	1 13-Aug-12	670	57.3	19.2
542	2	1 13-Aug-12	620	61.2	18.7
546	2	1 13-Aug-12	605	56.1	18
554	1	1 13-Aug-12	685	59	19.3
573	1	1 13-Aug-12	765	60.3	17.9
599	2	1 13-Aug-12	650	59.1	19.5
601	2	1 13-Aug-12	650	57.5	17.6
603	2	1 13-Aug-12	585	56.5	17.7
619	1	1 13-Aug-12	695	58.9	18.2
457	2	1 14-Aug-12	630	56.6	18.8
620	1	1 14-Aug-12	655	59.3	17.9
465	2	1 15-Aug-12	620	55.1	19.1
473	2	1 15-Aug-12	740	57.7	20.3
540	1	1 16-Aug-12	725		19.2
621	1	1 16-Aug-12	680	57	18.6
451	2	1 17-Aug-12	760	56.7	18.3
622	2	1 17-Aug-12	685	56.7	17.6
466	1	1 18-Aug-12	765	60.7	18.8
474	2	1 18-Aug-12	620	56.3	18.1
600	1	1 19-Aug-12	675	57.7	19.3
396	2	1 #####	710	57.5	19.9
454	1	1 #####	735	62	17
470	1	1 #####	755	56.6	18
560	2	1 #####	725	60.8	
577	2	1 #####	675	56.5	16.9

625	1	1	#####	710	59.4	18.5
301	2	1	#####	615	56.7	18.5
460	2	1	#####		55.2	
560	2	1	#####	690		
577	2	1	#####	665		
625	1	1	#####	685		
319	2	1	#####	640	55.3	16.9
324	2	1	#####	670	57.8	
453	1	1	#####	665	56.7	17
530	1	1	#####	650	59	18.5
535	2	1	#####	675	59.6	18.5
537	1	1	#####	765	60.8	17
543	2	1	#####	655	56.6	16.5
546	2	1	#####	640	56.5	15.5
563	1	1	#####	740	59.2	
564	2	1	#####	570	55.2	15
575	1	1	#####	690	57.7	19.1
583	1	1	#####	800	57.1	18
625	1	1	#####	695		
630	1	1	#####	715	62.9	
454	1	1	#####	735		
470	1	1	#####	750		
528	2	1	#####	605	54.3	17.5
540	1	1	#####	710	60.5	18.7
543	2	1	#####	645	55.3	
568	2	1	#####	615	58.8	15.3
582	1	1	#####	685	57.2	
609	1	1	#####	775	59.8	18.3
521	2	1	#####	665	58.5	19
525	2	1	#####	675	62.2	18.3
527	2	1	#####	595	54.9	18.6
535	2	1	#####	685	59.7	18
538	1	1	#####	690	57.4	
540	1	1	#####	685		
559	2	1	#####	640	55.7	19.5
560	2	1	#####	740		
583	1	1	#####			
324	2	1	#####	655		
540	1	1	#####	670		
575	1	1	#####	645		
576	2	1	#####	685	57	15.2
579	2	1	#####	605	58.1	17.7
636	1	1	#####	670	59.8	18.9
546	2	1	#####	610		
562	2	1	#####	635	58.1	17.9
507	2	1	#####	700	59.5	16.8
507	2	1	#####	695		
542	2	1	#####	665	58.5	18.3
590	1	1	#####	730	61.8	
609	1	1	#####	720		
639	1	1	#####	680	56.1	17.5
464	2	1	#####	740	59	15.5
590	1	1	#####	705		
319	2	1	#####	600		
525	2	1	#####	685		
527	2	1	#####	605		

576	2	1	#####	665		
579	2	1	#####	575		
432	2	1	#####	685	58.7	17
507	2	1	#####	655		
581	1	1	#####	695	57.2	15
453	1	1	#####	660		
523	1	1	#####	695	57.7	17.2
645	1	1	#####	685	58.7	16.4
432	2	1	#####	620		
586	2	1	#####	595	58	17.1
489	1	1	#####	665	58.9	18.4
538	1	1	#####	640	59	16
648	1	1	#####	680	60.4	17.7
301	2	1	#####	580	57.3	18.3
397	2	1	#####	680	56	18.2
454	1	1	#####	750	61.1	18.2
550	1	1	#####	690	57.8	19.2
577	2	1	#####	655	59.5	
590	1	1	#####	695		
319	2	1	#####	610	57.2	
470	1	1	#####	735	55.9	15.1
528	2	1	#####	635	53.6	
530	1	1	#####	650	57.1	17.7
535	2	1	#####	700	58.3	19
537	1	1	#####	800	62.7	19.7
549	2	1	#####	650	57.8	17.8
564	2	1	#####	590	57.2	
575	1	1	#####	695	57.5	18.2
625	1	1	#####	690	62.1	17.4
493	1	1	#####	700	55.3	15.7
538	1	1	#####	655	55.9	17
542	2	1	#####	660	60.7	16.8
543	2	1	#####		55.4	17.6
546	2	1	#####	595	56.6	16
563	1	1	#####	725	60	17.7
564	2	1	#####			15.9
577	2	1	#####	650		17
621	1	1	#####	670	54.2	
474	2	1	#####	625	57.9	17
492	2	1	#####	690	60.2	17.4
527	2	1	#####	615	53.8	17
576	2	1	#####	700	57.7	15.4
460	2	1	#####	715	57.3	17.1
525	2	1	#####	700	58.2	18.2
577	2	1	#####	665		
579	2	1	#####	640	58.9	17
604	2	1	#####	585	55.9	17.4
605	1	1	#####	705	56.4	18.3
620	1	1	#####	680	59.7	16.3
651	2	1	#####	565	59.7	17
654	2	1	#####	590	58.9	16.6
655	1	1	#####	695	60.4	18.8
319	2	1	#####	595		
453	1	1	#####	705		
492	2	1	#####	680		
527	2	1	#####	595		

528	2	1	#####	625		
535	2	1	#####	680		
564	2	1	#####	575		
576	2	1	#####	705	62	
579	2	1	#####	615		
583	1	1	#####	760	58.2	19.4
599	2	1	#####	655	57.6	18.3
601	2	1	#####	605	59	17.1
602	2	1	#####	520	52.3	
654	2	1	#####	565		
656	1	1	#####	660	54.6	16.4
657	2	1	#####	615	56	18.1
324	2	1	#####	650	59	18.5
324	2	1	#####	650	59	18.8
460	2	1	#####	700		
478	2	1	#####	845	56.4	16.4
512	1	1	#####	705	60.2	18.5
521	2	1	#####	670	53.6	18.8
521	2	1	#####	670	53.6	18.5
562	2	1	#####	670	56.5	17
568	2	1	#####	590		
582	1	1	#####	685	57.9	17.3
600	1	1	#####	695	57.9	17.5
651	2	1	#####	555		
658	1	1	#####	620	58.9	18.2
535	2	1	#####	710		
492	2	1	#####	690		
549	2	1	#####	635	56.6	17.5
531	1	1	#####	790	59	19.8
559	2	1	#####	660	53.3	17.1
560	2	1	#####	770	59.8	17.8
577	2	1	#####	710	50.9	16.9
601	2	1	#####	600		
630	1	1	#####	745	61.3	17.9
659	1	1	#####	720	61.5	17.9
319	2	1	02-Jun-13	580	57.6	18.4
324	2	1	02-Jun-13	630	56	17.5
537	1	1	02-Jun-13	740	58.2	18.9
564	2	1	02-Jun-13	570	56	16.5
564	2	1	02-Jun-13	570	56.6	
568	2	1	02-Jun-13	600	52.6	18.3
661	2	1	02-Jun-13	560	57.6	18.1
396	2	1	03-Jun-13	685	60.5	20
454	1	1	03-Jun-13	750	59	19.4
460	2	1	03-Jun-13	730	56.1	17.2
470	1	1	03-Jun-13	775	57.1	19
527	2	1	03-Jun-13	650	55	16.8
528	2	1	03-Jun-13	625	56.4	16.8
576	2	1	03-Jun-13	705	60.8	17.5
662	2	1	03-Jun-13	590	58.3	17
663	2	1	03-Jun-13	620	55.7	18.7
537	1	1	04-Jun-13	760	59	20
560	2	1	04-Jun-13	770	61.3	18.6
564	2	1	04-Jun-13	550		
575	1	1	04-Jun-13	680	54.8	17.6
664	2	1	04-Jun-13	765	62.1	19.3

665	1	1 04-Jun-13	675	58.8	16.5
526	1	1 05-Jun-13	720	55.5	20.5
531	1	1 05-Jun-13	780		
626	1	1 05-Jun-13	720	59.4	19
662	2	1 05-Jun-13	565		
666	1	1 05-Jun-13	735	58.1	17.3
470	1	1 06-Jun-13	740	55.2	17.7
564	2	1 06-Jun-13	770		
650	2	1 06-Jun-13	600	58.7	17.2
301	2	1 07-Jun-13	555	57.4	16.8
507	2	1 07-Jun-13	715	58.6	16.5
527	2	1 07-Jun-13	630	52.6	17.8
564	2	1 07-Jun-13	530		
586	2	1 07-Jun-13	630	53.4	17.4
625	1	1 07-Jun-13	740	62.4	18.9
669	1	1 07-Jun-13	675	59.2	18
670	1	1 07-Jun-13	720	63.2	17.4
324	2	1 08-Jun-13	655	60.7	17.7
521	2	1 08-Jun-13	670	56	17.5
528	2	1 08-Jun-13	625	56.7	16
530	1	1 08-Jun-13	625	58.5	17.9
562	2	1 08-Jun-13	620	58.9	16.9
568	2	1 08-Jun-13	580	55.4	17.1
582	1	1 08-Jun-13	650	54.1	17.3
583	1	1 08-Jun-13	750	59.5	18
654	2	1 08-Jun-13	585	59.6	16.7
670	1	1 09-Jun-13	680		
432	2	1 10-Jun-13	665	59.9	18
499	2	1 10-Jun-13	665	59.6	16.3
579	2	1 10-Jun-13	675	58.3	17.9
601	2	1 10-Jun-13	555	58.5	17.8
604	2	1 10-Jun-13	620	59.3	16.5
662	2	1 10-Jun-13	575	51.3	17.5
460	2	1 11-Jun-13	675		
659	1	1 11-Jun-13	700	60.9	17.1
673	2	1 11-Jun-13	595	59.5	17.3
674	2	1 11-Jun-13	560	55.1	16.2
564	2	1 12-Jun-13	595	57	17
601	2	1 12-Jun-13	580	59.2	16.6
602	2	1 12-Jun-13	540	54.1	15
604	2	1 12-Jun-13	610		
660	2	1 12-Jun-13	605	59.9	17.2
676	1	1 12-Jun-13	785	63.7	17.5
599	2	1 13-Jun-13	655	59.5	18
677	1	1 13-Jun-13	690	61.5	17.9
319	2	1 14-Jun-13	650	53.4	
454	1	1 14-Jun-13	760	63.6	17.2
527	2	1 14-Jun-13	635	51.7	16.6
530	1	1 14-Jun-13	625	57.1	18.4
560	2	1 14-Jun-13	730	60.9	18.7
577	2	1 14-Jun-13	680		17.5
581	1	1 14-Jun-13	705	57.5	16.5
324	2	1 15-Jun-13	645	59.8	17.8
507	2	1 15-Jun-13	765	60.8	18.9
546	2	1 15-Jun-13	610	56.1	
562	2	1 15-Jun-13	620	52.4	17

568	2	1	15-Jun-13	620	57.8	17.7
575	1	1	15-Jun-13	660	55.1	18.2
582	1	1	15-Jun-13	590	56.3	17
583	1	1	15-Jun-13			
586	2	1	15-Jun-13	640	58.2	17.6
595	1	1	15-Jun-13	735	60.7	18.7
679	1	1	15-Jun-13	635	59.2	
319	2	1	16-Jun-13	605		
464	2	1	16-Jun-13	745	56.2	17.7
540	1	1	16-Jun-13	695	58.5	16.5
560	2	1	16-Jun-13	730		
660	2	1	16-Jun-13	625	59.6	16.9
662	2	1	16-Jun-13	580	57.7	18.6
673	2	1	16-Jun-13	605	54.1	18
680	2	1	16-Jun-13	655	55.6	18.2
681	1	1	16-Jun-13	700	60.2	18.5
682	1	1	16-Jun-13	710	57	17.3
683	1	1	16-Jun-13	710	60.2	18
470	1	1	17-Jun-13	750	55.1	19.9
512	1	1	17-Jun-13	730	61.2	18
661	2	1	17-Jun-13	590	57.7	18.3
679	1	1	17-Jun-13			
301	2	1	18-Jun-13	560	56.5	16.2
396	2	1	18-Jun-13	660	59.4	
453	1	1	18-Jun-13	690	55.9	16.8
454	1	1	18-Jun-13	750		
469	1	1	18-Jun-13	700	57.8	16.4
470	1	1	18-Jun-13	750	54.6	19.3
568	2	1	18-Jun-13	620	57.5	16.8
582	1	1	18-Jun-13	685	56.6	18.8
590	1	1	18-Jun-13	680	62	18.3
626	1	1	18-Jun-13	735	61.8	17.3
528	2	1	19-Jun-13	600	56.7	
528	2	1	19-Jun-13	630		
537	1	1	19-Jun-13	745	60.5	
549	2	1	19-Jun-13	645	58.5	19
577	2	1	19-Jun-13	695	58.7	18.7
581	1	1	19-Jun-13	720	59.7	20
628	2	1	19-Jun-13	600	55.4	15.5
685	2	1	19-Jun-13	685	56.9	18.5
474	2	1	20-Jun-13	680	55.9	18.3
527	2	1	20-Jun-13	585	57.3	17
599	2	1	20-Jun-13	655	59.9	18.4
650	2	1	20-Jun-13	630	58.5	18
454	1	1	21-Jun-13	760	63.4	
470	1	1	21-Jun-13	770	56.6	
530	1	1	21-Jun-13	630	57.7	
582	1	1	21-Jun-13	685	56.6	18.7
663	2	1	21-Jun-13	640	56.4	16.9
680	2	1	21-Jun-13	660	59.3	19.3
686	1	1	21-Jun-13	730	60.9	19
527	2	1	22-Jun-13	570	55.1	17.9
537	1	1	22-Jun-13	778	62.1	18.4
590	1	1	22-Jun-13	705	61.8	18.8
604	2	1	22-Jun-13	620	58.8	16
659	1	1	22-Jun-13	725	62.1	20.2

687	2	1	22-Jun-13	670	59.5	17.8
537	1	1	23-Jun-13	790		
538	1	1	23-Jun-13	640	57.7	19.4
562	2	1	23-Jun-13	610	55	17.7
582	1	1	23-Jun-13	680		
662	2	1	23-Jun-13	595	55.4	17.2
560	2	1	24-Jun-13	720	60.5	18.9
577	2	1	24-Jun-13	715	58.6	18
623	2	1	24-Jun-13	605	59	17.3
324	2	1	25-Jun-13	540	59.4	17.1
470	1	1	26-Jun-13	690	55.5	20.2
507	2	1	26-Jun-13	775	57.6	20.1
527	2	1	26-Jun-13	590	55.1	17.1
650	2	1	26-Jun-13	650	55	
654	2	1	26-Jun-13	635	55.6	15.9
660	2	1	26-Jun-13	655	57.9	
665	1	1	26-Jun-13	630	59.5	15
454	1	1	27-Jun-13	700	64.4	18.8
564	2	1	27-Jun-13	485	55.7	17.8
575	1	1	27-Jun-13	680	57.5	18
579	2	1	27-Jun-13	640	57.6	18.1
620	1	1	27-Jun-13	660	61	
690	1	1	27-Jun-13	640	59.3	18.7
530	1	1	28-Jun-13	620	59.2	18.1
531	1	1	28-Jun-13	760	60.5	20
537	1	1	28-Jun-13	700	61.4	19.4
577	2	1	28-Jun-13	770	58.5	16.6
577	2	1	28-Jun-13	770	58.5	16.6
583	1	1	28-Jun-13	740	60.2	19.8
590	1	1	28-Jun-13	740	62.1	20.1
630	1	1	28-Jun-13	785		
630	1	1	28-Jun-13	785		
682	1	1	28-Jun-13	705	57.3	21.2
686	1	1	28-Jun-13	700	59.3	
691	1	1	28-Jun-13	745	64.6	18.4
319	2	1	29-Jun-13	575	56.2	
454	1	1	29-Jun-13	700		
460	2	1	29-Jun-13	710	58	16.5
527	2	1	29-Jun-13	580	54.8	16.4
528	2	1	29-Jun-13	605	59.3	16.5
535	2	1	29-Jun-13	625	60.9	19.8
550	1	1	29-Jun-13	670	57.3	17.8
560	2	1	29-Jun-13	720	57.9	17.5
582	1	1	29-Jun-13	660	58.6	17.4
659	1	1	29-Jun-13	670	62.5	18.4
680	2	1	29-Jun-13	680	57	
605	1	1	30-Jun-13	690	61.2	19.9
676	1	1	30-Jun-13	815	63.6	17.7
693	1	1	30-Jun-13	610	56.1	16.8
301	2	1	01-Jul-13	590	53.5	16.2
396	2	1	01-Jul-13	670	57.9	17.5
507	2	1	01-Jul-13	860	59.2	18.8
528	2	1	01-Jul-13	560	55.5	16
576	2	1	01-Jul-13	670	59.7	18.2
586	2	1	02-Jul-13	665	55.9	17
568	2	1	03-Jul-13	655	56.8	16.7

577	2	1	03-Jul-13	655	58.2	17.7
654	2	1	03-Jul-13	555	55.3	16.5
666	1	1	03-Jul-13	770	58.3	19.2
512	1	1	04-Jul-13	600	59.1	18
538	1	1	04-Jul-13	650	58.9	17.8
583	1	1	04-Jul-13	770	60.3	19
600	1	1	04-Jul-13			
623	2	1	04-Jul-13	565	55.9	17.1
639	1	1	04-Jul-13	705	58.8	17.3
680	2	1	04-Jul-13	705	55.8	17.4
324	2	1	06-Jul-13	740	56.9	17.1
460	2	1	06-Jul-13	690	58.3	18.4
507	2	1	06-Jul-13	750	61	18.4
527	2	1	06-Jul-13	565	54.1	16.2
546	2	1	06-Jul-13	600	55.3	17.2
549	2	1	06-Jul-13	710	58.8	17.4
560	2	1	06-Jul-13	705	56.6	17.9
523	1	1	07-Jul-13	700	58	17.8
535	2	1	07-Jul-13	630	60.5	16.7
559	2	1	07-Jul-13	620	55.1	17.1
564	2	1	07-Jul-13	555	53.3	16
575	1	1	07-Jul-13	685	56.9	19
582	1	1	07-Jul-13	540	57.2	18.3
604	2	1	07-Jul-13	550	57.1	
656	1	1	07-Jul-13	630	57.4	18
679	1	1	07-Jul-13	675	59.2	18.5
686	1	1	07-Jul-13	715	59.5	17.7
528	2	1	08-Jul-13	610	56.2	17
568	2	1	08-Jul-13	585	58.4	17.2
599	2	1	08-Jul-13	680	59.5	18.3
660	2	1	08-Jul-13	665	60.1	17.5
432	2	1	09-Jul-13	695	58.6	16.3
470	1	1	09-Jul-13	710	54.7	17.5
528	2	1	09-Jul-13	640	56.3	
546	2	1	09-Jul-13	635		
586	2	1	09-Jul-13	690	58	17
654	2	1	09-Jul-13	550	57.3	16.2
679	1	1	09-Jul-13	655		
695	2	1	09-Jul-13	530	58.2	16.3
324	2	1	10-Jul-13	670	59.6	19.3
460	2	1	10-Jul-13	670	55.5	
530	1	1	10-Jul-13	610	58.3	17.6
576	2	1	10-Jul-13	645	58.4	19.7
696	2	1	10-Jul-13	675	56.1	18.1
697	2	1	10-Jul-13	570	59.3	16.6
493	1	1	11-Jul-13	720	53.9	18.4
525	2	1	11-Jul-13	610	58.9	18.4
527	2	1	11-Jul-13	565		
537	1	1	11-Jul-13	780	61.3	19.6
639	1	1	11-Jul-13	680	56.8	18
676	1	1	11-Jul-13	725	63.4	
699	2	1	11-Jul-13	675	60.1	17.6
700	2	1	11-Jul-13	620	57.9	16.3
586	2	1	12-Jul-13	665		
615	2	1	12-Jul-13	615	56.3	18.2
628	2	1	12-Jul-13	540	58	16.2

301	2	1	13-Jul-13	610	57	17.3
460	2	1	13-Jul-13	645		
464	2	1	13-Jul-13	695	59	16.1
507	2	1	13-Jul-13	735	58.1	19.1
575	1	1	13-Jul-13	605	57.4	16.8
590	1	1	13-Jul-13	720	59.5	19
645	1	1	13-Jul-13	655	59	17.6
650	2	1	13-Jul-13	610	57.7	20.1
697	2	1	13-Jul-13	600		
319	2	1	14-Jul-13	575	56.9	17.4
530	1	1	14-Jul-13	625	57.2	16.8
535	2	1	14-Jul-13	630	60.1	16.8
537	1	1	14-Jul-13	760	62.4	16.5
583	1	1	14-Jul-13	750	59	18.5
602	2	1	14-Jul-13	590	55.4	16.2
454	1	1	15-Jul-13	735	63.8	21.1
539	1	1	15-Jul-13	665	63	19
560	2	1	15-Jul-13	680		
564	2	1	15-Jul-13	510		
709	1	1	15-Jul-13	630	59.9	17.9
470	1	1	16-Jul-13	735	57.6	19.2
531	1	1	16-Jul-13	755	59.7	18.5
538	1	1	16-Jul-13	645	56.1	18.9
562	2	1	16-Jul-13	570		
630	1	1	16-Jul-13	715	64.2	18.5
679	1	1	16-Jul-13	660	60	17.4
680	2	1	16-Jul-13	610	59.6	16.8
691	1	1	16-Jul-13	690	63.8	19.6
695	2	1	16-Jul-13	560		
464	2	1	17-Jul-13	650		
507	2	1	17-Jul-13	730	57.4	17.5
559	2	1	17-Jul-13	645	56.1	16.8
660	2	1	17-Jul-13	610	59.5	17.9
324	2	1	18-Jul-13	715	58.7	17.5
432	2	1	18-Jul-13	730	59	17
454	1	1	18-Jul-13	720		
537	1	1	18-Jul-13	760	61.6	17.9
560	2	1	18-Jul-13	690	60.4	17.2
564	2	1	18-Jul-13	560	56.4	15.9
577	2	1	18-Jul-13	630	55.5	16.8
581	1	1	18-Jul-13	670	58.5	17.2
582	1	1	18-Jul-13	560	58.2	17.3
583	1	1	18-Jul-13	680		
626	1	1	18-Jul-13	795	62.6	18
682	1	1	18-Jul-13	635	57.9	
709	1	1	18-Jul-13	625	56.3	19.5
712	1	1	18-Jul-13	685	60.2	18.1
454	1	1	19-Jul-13	705		
528	2	1	19-Jul-13	520	55.6	17.7
530	1	1	19-Jul-13	610	58.5	17.5
575	1	1	19-Jul-13	560	56.9	17.8
589	1	1	19-Jul-13	735	63.7	20.1
713	2	1	19-Jul-13	615	57.2	18.3
714	2	1	19-Jul-13	620	59.8	17.3
453	1	1	20-Jul-13	590	57.6	19.6
460	2	1	20-Jul-13	595	59.1	17.6

560	2	1	20-Jul-13	680	60.9	17.1
576	2	1	20-Jul-13	660	61.3	17.8
605	1	1	20-Jul-13	635	60.8	18.2
662	2	1	20-Jul-13	500	55.5	17.5
688	2	1	20-Jul-13	600	57.1	17.3
682	1	1	21-Jul-13	590		
683	1	1	21-Jul-13	625	55.3	19.4
685	2	1	21-Jul-13	550	57.2	17.5
714	2	1	21-Jul-13	630	59.8	18.1
715	1	1	21-Jul-13	755	62.6	17.5
512	1	1	22-Jul-13	585	58.3	17.1
531	1	1	22-Jul-13	760	62.6	20.9
535	2	1	22-Jul-13	620	60.1	17.6
538	1	1	22-Jul-13	610	58.4	18
546	2	1	22-Jul-13	635		
583	2	1	22-Jul-13	730	59	17.3
650	2	1	22-Jul-13	585	58.7	18.3
527	2	1	24-Jul-13	595	57.2	16.3
579	2	1	24-Jul-13	610	59	17
460	2	1	25-Jul-13	580	58.8	18.8
507	2	1	25-Jul-13	685	59.3	17
562	2	1	25-Jul-13	540	58	17.4
564	2	1	25-Jul-13	655	55.3	16.6
628	2	1	25-Jul-13	510	57	17.8
650	2	1	25-Jul-13	600	57.1	16.6
676	1	1	25-Jul-13	740	61.3	19.4
721	2	1	25-Jul-13	540	59.4	18.4
722	2	1	25-Jul-13	625	63.1	16.3
530	1	1	27-Jul-13	630	59.3	18.7
537	1	1	27-Jul-13	765	62.7	18.5
546	2	1	27-Jul-13	650	55.8	17
575	1	1	27-Jul-13	640	57.7	19.2
577	2	1	27-Jul-13	625	56.9	19.1
583	1	1	27-Jul-13	755	59.6	18.4
659	1	1	28-Jul-13	630	61.6	
682	1	1	28-Jul-13	680	57.9	18.2
683	1	1	28-Jul-13	675	59.1	20
686	1	1	28-Jul-13	710	61.2	19.4
687	2	1	28-Jul-13	680	60.1	18.8
722	2	1	28-Jul-13	635	61.5	17.3
723	1	1	28-Jul-13	670	57.1	17
724	1	1	28-Jul-13	675	59.8	20.2
531	1	1	29-Jul-13	740	62.9	18.7
604	2	1	29-Jul-13	540	58.5	16.4
605	1	1	29-Jul-13	695	61.2	17.5
662	2	1	29-Jul-13	590	58	19.5
679	1	1	29-Jul-13	670	59.7	
714	2	1	29-Jul-13	625	58.7	17.9
725	2	1	29-Jul-13	630	58.4	18.9
504	2	1	30-Jul-13	645	56.4	17.3
512	1	1	30-Jul-13	605	59.9	18.4
528	2	1	30-Jul-13	595	56.7	
538	1	1	30-Jul-13	640	59	17.7
550	1	1	30-Jul-13	715	57.9	
582	1	1	30-Jul-13	610	56.2	18.6
583	1	1	30-Jul-13	780		

590	1	1	30-Jul-13	710	61.2	20.3
621	1	1	30-Jul-13	665	58.2	17.6
639	1	1	30-Jul-13	680	56.5	19.6
726	2	1	30-Jul-13	605	59.7	18.2
432	2	1	31-Jul-13	765	59.2	17.8
643	2	1	31-Jul-13	575	60.2	16.3
454	1	1	01-Aug-13	700	61.3	20.3
470	1	1	01-Aug-13	690	57.2	21
492	2	1	01-Aug-13	680	61.7	18.3
525	2	1	01-Aug-13	560	60.7	18.8
727	1	1	01-Aug-13	730	58.9	20.5
396	2	1	02-Aug-13	690	58.8	19.3
498	2	1	02-Aug-13	650	59.3	17.5
499	2	1	02-Aug-13	675	60.3	18.7
506	2	1	02-Aug-13	660	59	18.1
527	2	1	02-Aug-13	630	53.9	17.3
586	2	1	02-Aug-13	620	57.5	17.3
624	2	1	02-Aug-13	650	60	18.4
625	1	1	02-Aug-13	705	61.7	18.7
324	2	1	03-Aug-13	570	59.8	18.2
512	1	1	03-Aug-13	200		
531	1	1	03-Aug-13	745	61	17.2
559	2	1	03-Aug-13	540	55.4	17.4
568	2	1	03-Aug-13	490	56.3	17.2
576	2	1	03-Aug-13	680	61.2	19.2
611	2	1	03-Aug-13	655	56.5	17.4
659	1	1	03-Aug-13	755	61.1	17.4
660	2	1	03-Aug-13	605	59	17.5
319	2	1	04-Aug-13	625	56.3	18.2
319	2	1	04-Aug-13	585	58.4	18.1
507	2	1	04-Aug-13	695	59.9	17.6
546	2	1	04-Aug-13	530	56.3	16.2
549	2	1	04-Aug-13	670	57.7	17.6
575	1	1	04-Aug-13	650	57.7	18.1
575	1	1	04-Aug-13	655		
582	1	1	04-Aug-13	625	57.6	17.5
623	2	1	04-Aug-13	550	58.4	17.1
682	1	1	04-Aug-13	680	57.8	18.1
493	1	1	06-Aug-13	715	57.4	19.8
512	1	1	06-Aug-13	615	59.8	18.8
528	2	1	06-Aug-13	555	54.5	16.6
630	1	1	06-Aug-13	710	63.9	18.1
732	1	1	06-Aug-13	695	57	17.9
648	1	1	07-Aug-13	695	59.9	18.4
733	1	1	07-Aug-13	690	57.9	
432	2	1	08-Aug-13	705	59	18.3
537	1	1	08-Aug-13	770	62.8	19.8
583	1	1	08-Aug-13	760	59.9	19.1
586	2	1	08-Aug-13	620	57.8	18.6
604	2	1	08-Aug-13	515	58.7	16.1
615	2	1	08-Aug-13	595	58.4	18
676	1	1	08-Aug-13	725	64.3	19.1
686	1	1	08-Aug-13	770	62.4	18
724	1	1	08-Aug-13	690	61.8	18.6
736	1	1	08-Aug-13	675	59.4	19.2
464	2	1	09-Aug-13	615	55.8	15.6

562	2	1 09-Aug-13	565	58.4	17.4
577	2	1 09-Aug-13	600	57.8	17.2
691	1	1 09-Aug-13	700	63.4	19.3
470	1	1 10-Aug-13	690	57.3	19.4
579	2	1 10-Aug-13	630	58.6	17.6
651	2	1 10-Aug-13	510	57.9	17.4
454	1	1 11-Aug-13	725	61.9	19.9
530	1	1 11-Aug-13	680	58.9	19.5
604	2	1 11-Aug-13	495		
656	1	1 11-Aug-13	670	59.4	17.4
695	2	1 11-Aug-13	635	57	17.6
583	1	1 12-Aug-13	755	60.6	19.6
324	2	1 13-Aug-13	590	60.3	
531	1	1 13-Aug-13	745	62.3	18.8
546	2	1 13-Aug-13	595	56.8	17.4
568	2	1 13-Aug-13	620	58.6	
654	2	1 13-Aug-13	530	58.4	17.7
714	2	1 13-Aug-13	620	59.5	17.6
763	1	1 13-Aug-13	670	61.5	18.8
688	2	1 15-Aug-13	575	56.4	17.9
507	2	1 17-Aug-13	675	60.2	
512	1	1 17-Aug-13	655	60.2	17.6
531	1	1 17-Aug-13	735		
590	1	1 17-Aug-13	735	62.2	19.7
724	1	1 17-Aug-13	670	60.5	18.4
537	1	1 18-Aug-13	780	61.8	19.9
575	1	1 18-Aug-13	660	58	16.3
630	1	1 18-Aug-13	705	61.2	20
432	2	1 19-Aug-13	675	57.6	16
454	1	1 19-Aug-13	730		
470	1	1 19-Aug-13	685		
507	2	1 19-Aug-13	665		
538	1	1 19-Aug-13	670	57.4	18.2
560	2	1 19-Aug-13	600	59.1	17.5
691	1	1 19-Aug-13	685	61.8	18.3
537	1	1 21-Aug-13	780		
659	1	1 21-Aug-13	720	60.2	21.3
676	1	1 21-Aug-13	750	63.9	20.2
586	2	1 22-Aug-13	605	55.4	15.5
660	2	1 22-Aug-13	605	58	17.2
683	1	1 22-Aug-13	685	60	17.5
453	1	1 23-Aug-13	630	56.2	17.6
626	1	1 23-Aug-13	745	62.9	18.2
537	1	1 24-Aug-13	785		
546	2	1 24-Aug-13	580	56.2	17.2
575	1	1 24-Aug-13	690	57	18.7
581	1	1 24-Aug-13	695	55.9	18.1
659	1	1 24-Aug-13	735		
679	1	1 24-Aug-13	670	60	19
743	1	1 24-Aug-13	680	58.1	17.2
453	1	1 25-Aug-13	665		
725	2	1 25-Aug-13	575	56.7	17.3
709	1	1 26-Aug-13	635	57.5	19.4
324	2	1 27-Aug-13	575	59.1	17.6
568	2	1 27-Aug-13	530	57.7	16
630	1	1 27-Aug-13	720		

676	1	1 27-Aug-13	750		
549	2	1 28-Aug-13	575	56.4	17.1
615	2	1 28-Aug-13	575	53.5	16.6
575	1	1 30-Aug-13	700	56.1	17.5
582	1	1 30-Aug-13	655	58.4	18.6
583	1	1 30-Aug-13	760		
619	1	1 30-Aug-13	690	58.7	18.9
656	1	1 30-Aug-13	640	59.1	17.5
663	2	1 30-Aug-13	630	58	18.2
724	1	1 30-Aug-13	705	61.7	18.4
324	2	1 31-Aug-13	595	60.7	
568	2	1 31-Aug-13	520	58.4	15.9
586	2	1 31-Aug-13	575	57.5	15.1
324	2	1 12-Sep-13	615	58.1	17.4
432	2	1 12-Sep-13	650	57.7	17.4
531	1	1 12-Sep-13	770	60.3	19.2
564	2	1 12-Sep-13	645	58.2	17.1
575	1	1 12-Sep-13	705	57.1	18.9
586	2	1 12-Sep-13	605	58.1	17.1
659	1	1 12-Sep-13	710	62.9	18.5
660	2	1 12-Sep-13	650	58.3	18.1
663	2	1 12-Sep-13	650	58.4	18
676	1	1 12-Sep-13	770	63.2	18.6
604	2	1 13-Sep-13	540	58.7	16.4
546	2	1 14-Sep-13	615	55.8	16.8
746	1	1 14-Sep-13	690	57.2	16.5
432	2	1 17-Sep-13	640	58	
709	1	1 17-Sep-13	630	57.6	18.6
748	2	1 17-Sep-13	525	56.8	16.3
521	2	1 18-Sep-13	615	58.5	18
527	2	1 18-Sep-13	595	55.7	17.5
537	1	1 18-Sep-13	775	63.7	20.6
583	1	1 18-Sep-13	770	60.9	18.6
638	2	1 18-Sep-13	530	56.2	16.5
688	2	1 18-Sep-13	565	54.9	17.2
454	1	1 19-Sep-13	720	62.6	20.2
575	1	1 19-Sep-13	660		
650	2	1 19-Sep-13	605	57.9	16.5
601	2	1 20-Sep-13	635	59.5	17.2
602	2	1 20-Sep-13	580	54.4	15.5
525	2	1 21-Sep-13	635	56.5	18
620	1	1 22-Sep-13	635	60.5	17.5
639	1	1 24-Sep-13	700	59.3	19
682	1	1 24-Sep-13	755	59.4	19.9
582	1	1 26-Sep-13	715	58.2	18.2
600	1	1 26-Sep-13	680	58.9	18.4
714	2	1 26-Sep-13	595	59.3	17.7
756	2	1 26-Sep-13	640	59.2	17.2
644	1	1 27-Sep-13	605	57.6	16.1
757	1	1 27-Sep-13	620	59.8	17.6
530	1	1 28-Sep-13	625	57.4	16.4
589	1	1 28-Sep-13	800	64.1	19.3
546	2	1 29-Sep-13	615	57	15.5
599	2	1 01-Oct-13	645	60.2	17.9
656	1	1 01-Oct-13	650	59.3	16.7
760	2	1 01-Oct-13	590	59	16.3

492	2	1	08-Oct-13	615	61.1	15.9
324	2	1	17-Oct-13	635	59	
568	2	1	17-Oct-13	580	57.8	15.6
615	2	1	22-Oct-13	640	54.9	17.3
562	2	1	#####	660	58.8	17.4
628	2	1	#####	655	58.5	17.2
396	2	1	#####	695	58	20.9
454	1	1	#####	760	61.7	18.1
460	2	1	#####	695	57.9	15.9
470	1	1	#####	775	57.7	18.8
703	1	1	#####	695	58.2	18.7
464	2	1	#####	795	57.1	16.1
737	1	1	#####	695	59.1	18.1
740	1	1	#####	695	59.1	18.4
577	2	1	#####	670	58	17.5
521	2	1	#####	655	52.5	16.6
527	2	1	#####	570	50.6	16.8
528	2	1	#####	585	56.4	16.8
537	1	1	#####	740	61	17.5
564	2	1	#####	555	56.1	16.2
575	1	1	#####	705	56.1	18.5
579	2	1	#####	535	58.1	18.2
629	1	1	#####	720	57.6	18.6
730	1	1	#####	615	54.7	16.4
765	1	1	#####	625	62.9	17.1
525	2	1	#####	635	60	17.7
582	1	1	#####	740	56.7	17.2
583	1	1	#####	835	59.1	18.7
609	1	1	#####	765	61.4	19.5
611	2	1	#####	600	55.2	16.6
638	2	1	#####	560		17.5
734	1	1	#####	655	56.3	17.9
590	1	1	#####	715	59.6	18.1
633	1	1	#####	770	56.4	17.6
507	2	1	#####	670	52.3	16.4
582	1	1	#####	715		
593	2	1	#####	585	59.5	17.3
595	1	1	#####	730	59.6	19.4
644	1	1	#####	675	56.5	18.3
646	1	1	#####	775	59.9	19.4
671	2	1	#####	655	55.5	16.2
774	1	1	#####	675	60.3	18.4
648	1	1	#####	675	60.4	20.4
727	1	1	#####	774	60.7	20.7
776	1	1	#####	615	57.3	17.1
498	2	1	#####	660	58.2	18.8
538	1	1	#####	745	58.2	17.8
539	1	1	#####	730	55.8	18.4
550	1	1	#####	685	58.3	
639	1	1	#####	740	56.2	19.3
460	2	1	#####	750		
586	2	1	#####	595		
586	2	1	#####	615		
614	2	1	#####	620	50.9	17.6
644	1	1	#####	695		
740	1	1	#####	700		

777	2	1	#####	580	59.8	16.5
470	1	1	#####	750		
512	1	1	#####	740	58.8	18.5
549	2	1	#####	650	55.4	17.7
582	1	1	#####	620		
583	1	1	#####	820		
590	1	1	#####	725		
699	2	1	#####	680	59.3	
746	1	1	#####	695	55.4	18.3
754	2	1	#####			
432	2	1	#####	640		
559	2	1	#####	690	56.3	17.6
684	1	1	#####	655		
695	2	1	#####	560	55.6	16.4
703	1	1	#####	725		
780	2	1	#####	530	56.2	16.3
453	1	1	#####	695	57.9	17.6
454	1	1	#####	760		
672	1	1	#####	590	53.9	16.7
685	2	1	#####	655	54.4	17.8
697	2	1	#####	590	60.6	17.3
701	2	1	#####	570	55.6	15.6
779	2	1	#####	630	60.9	18.3
604	2	1	#####	530	56.6	16.9
644	1	1	#####	700		
751	1	1	#####	650		
760	2	1	#####	715	58	17.8
672	1	1	#####	565		
600	1	1	#####	680	57.6	18.9
582	1	1	#####	745		
630	1	1	#####	735	65.1	18.5
527	2	1	#####	565		
537	1	1	#####	765		
611	2	1	#####	650		
684	1	1	#####	680		
729	1	1	#####	690		
575	1	1	#####	685		
672	1	1	#####	595		
688	2	1	#####	595		
735	2	1	#####	560		
460	2	1	01-Jun-14	700		
579	2	1	01-Jun-14	610		
590	1	1	01-Jun-14	685		
609	1	1	01-Jun-14	760		
672	1	1	01-Jun-14	585		
730	1	1	01-Jun-14	615		
528	2	1	02-Jun-14	530		
582	1	1	02-Jun-14	680		
595	1	1	02-Jun-14	745		
635	2	1	02-Jun-14	655	58.5	17.6
630	1	1	03-Jun-14	710		
684	1	1	03-Jun-14	660		
679	1	1	04-Jun-14	635	58.6	19.1
470	1	1	05-Jun-14	710		
521	2	1	05-Jun-14	645		
564	2	1	05-Jun-14	565		

660	2	1	05-Jun-14	650		
684	1	1	05-Jun-14	680		
774	1	1	05-Jun-14	700		
786	1	1	05-Jun-14	675	56	20.5
636	1	1	06-Jun-14	745	59.9	20.5
646	1	1	06-Jun-14	780		
684	1	1	06-Jun-14			
734	1	1	06-Jun-14	620		
765	1	1	06-Jun-14	635		
507	2	1	07-Jun-14	700		
671	2	1	07-Jun-14			
703	1	1	07-Jun-14	675		
734	1	1	07-Jun-14	610		
492	2	1	08-Jun-14	645	61.6	18.2
611	2	1	08-Jun-14	695		
644	1	1	08-Jun-14	670		
650	2	1	08-Jun-14	645	58.2	17.4
671	2	1	08-Jun-14	645		
684	1	1	08-Jun-14	680		
754	2	1	08-Jun-14	520		
432	2	1	09-Jun-14	600		
579	2	1	09-Jun-14	575		
628	2	1	09-Jun-14			
654	2	1	09-Jun-14	615	57.9	17.2
671	2	1	09-Jun-14	655		
787	2	1	09-Jun-14	665	59.8	17.8
789	2	1	09-Jun-14	560	54.6	17.1
733	1	1	10-Jun-14	685	55.4	16.3
470	1	1	11-Jun-14	700		
470	1	1	11-Jun-14	700		
507	2	1	11-Jun-14	685		
521	2	1	11-Jun-14	645		
583	1	1	11-Jun-14	775		
586	2	1	11-Jun-14	595		
624	2	1	11-Jun-14	645	62.9	18.9
682	1	1	12-Jun-14	700	59.1	18.5
722	2	1	12-Jun-14	535	61.2	16.9
521	2	1	13-Jun-14	635		
531	1	1	13-Jun-14	710	61.3	17.1
730	1	1	13-Jun-14	630		
525	2	1	14-Jun-14	655		
593	2	1	14-Jun-14	595		
600	1	1	14-Jun-14	700		
630	1	1	14-Jun-14	695		
730	1	1	14-Jun-14	615		
651	2	1	15-Jun-14	590	57.4	17.2
677	1	1	15-Jun-14	680	60.2	18
723	1	1	15-Jun-14	695	56.9	17.6
724	1	1	16-Jun-14	720	61.1	18.1
396	2	1	17-Jun-14	655		
577	2	1	17-Jun-14	620		
679	1	1	17-Jun-14	665		
512	1	1	18-Jun-14	710		
581	1	1	18-Jun-14	710	57.4	16.3
604	2	1	18-Jun-14	560		
719	2	1	18-Jun-14	625		

754	2	1	18-Jun-14	430		
599	2	1	19-Jun-14	655	58.8	18
672	1	1	19-Jun-14	695		
695	2	1	19-Jun-14	555		
697	2	1	19-Jun-14	575		
729	1	1	19-Jun-14	595		
453	1	1	20-Jun-14	655		
638	2	1	20-Jun-14	550		
797	1	1	20-Jun-14	715	61.2	18.8
688	2	1	21-Jun-14	595		
579	2	1	22-Jun-14	540		
590	1	1	22-Jun-14	660		
628	2	1	22-Jun-14	590		
655	1	1	22-Jun-14	670	58.1	17.5
669	1	1	22-Jun-14	740	57.4	18.9
795	1	1	22-Jun-14	610	56.4	16.3
796	1	1	22-Jun-14	690	58.9	17.7
521	2	1	23-Jun-14	645		
528	2	1	23-Jun-14	600		
537	1	1	23-Jun-14	740		
760	2	1	23-Jun-14	750		
800	1	1	23-Jun-14	685	58.8	19.1
562	2	1	24-Jun-14	680		
628	2	1	24-Jun-14	550		
630	1	1	24-Jun-14	710		
722	2	1	24-Jun-14	540		
737	1	1	24-Jun-14	685		
660	2	1	25-Jun-14	690	59.9	17.8
577	2	1	26-Jun-14	605		
464	2	1	27-Jun-14	715		
581	1	1	27-Jun-14	720		
624	2	1	27-Jun-14	680		
654	2	1	28-Jun-14	565		
601	2	1	29-Jun-14	660	58.6	17.7
602	2	1	29-Jun-14	490	55.5	15.5
698	2	1	29-Jun-14	655		
804	1	1	29-Jun-14	710	60.6	17.3
602	2	1	30-Jun-14	480		
624	2	1	30-Jun-14	640		
703	1	1	30-Jun-14	670		
779	2	1	30-Jun-14	640		
628	2	1	01-Jul-14	600		
707	2	1	01-Jul-14	640		
730	1	1	01-Jul-14	605		
538	1	1	02-Jul-14	665		
507	2	1	03-Jul-14	740		
537	1	1	03-Jul-14	760		
583	1	1	03-Jul-14	765		
684	1	1	03-Jul-14	665		
774	1	1	03-Jul-14	585		
776	1	1	03-Jul-14	650		
776	1	1	03-Jul-14	650		
582	1	1	04-Jul-14	720		
671	2	1	04-Jul-14	640		
703	1	1	04-Jul-14	700		
734	1	1	04-Jul-14	580		

525	2	1	05-Jul-14	700		
564	2	1	05-Jul-14	595		
611	2	1	05-Jul-14	635		
629	1	1	05-Jul-14	700		
628	2	1	06-Jul-14	565		
635	2	1	07-Jul-14	695		
492	2	1	08-Jul-14	610		
521	2	1	08-Jul-14	655		
559	2	1	08-Jul-14	655		
614	2	1	08-Jul-14	660		
671	2	1	08-Jul-14	670		
684	1	1	08-Jul-14	665		
726	2	1	08-Jul-14	660	59.7	18.2
730	1	1	08-Jul-14	605		
432	2	1	09-Jul-14	620		
579	2	1	09-Jul-14	610		
527	2	1	11-Jul-14	555		
685	2	1	21-Jul-14	600		
699	2	1	21-Jul-14	675		
396	2	1	22-Jul-14	720		
507	2	1	22-Jul-14	770		
521	2	1	22-Jul-14	705		
604	2	1	22-Jul-14	610		
527	2	1	23-Jul-14	635		
604	2	1	23-Jul-14	595		
807	1	1	23-Jul-14	610	59.1	16.2
460	2	1	24-Jul-14	630		
527	2	1	25-Jul-14	605		
577	2	1	25-Jul-14	660		
672	1	1	25-Jul-14	595		
602	2	1	26-Jul-14	500		
604	2	1	26-Jul-14	570		
611	2	1	26-Jul-14	670		
730	1	1	26-Jul-14	630		
733	1	1	26-Jul-14	675		
528	2	1	27-Jul-14	640		
577	2	1	27-Jul-14	650		
611	2	1	27-Jul-14	685		
685	2	1	27-Jul-14	605		
760	2	1	27-Jul-14	670		
780	2	1	27-Jul-14	505		
654	2	1	28-Jul-14	590		
713	2	1	28-Jul-14	565	56.8	16.4
789	2	1	28-Jul-14	580		
808	2	1	28-Jul-14	540	60.5	15.4
460	2	1	29-Jul-14	620		
685	2	1	29-Jul-14	580		
701	2	1	29-Jul-14	560		
810	2	1	29-Jul-14	560	57.6	16.9
624	2	1	01-Aug-14	705		
650	2	1	03-Aug-14	695		
671	2	1	05-Aug-14	710		
814	1	1	10-Aug-14			
527	2	1	16-Aug-14	525		
586	2	1	16-Aug-14	675		
760	2	1	16-Aug-14	600		

816	1	1 16-Aug-14	625	59	17.9
564	2	1 17-Aug-14	565		
579	2	1 17-Aug-14	565		
615	2	1 17-Aug-14	585		
650	2	1 17-Aug-14	595		
654	2	1 17-Aug-14	565		
675	2	1 17-Aug-14	595		
690	1	1 17-Aug-14	605	60.6	18.1
528	2	1 19-Aug-14	575		
460	2	1 20-Aug-14	655		
559	2	1 20-Aug-14	665		
614	2	1 20-Aug-14	580		
638	2	1 20-Aug-14	525		
528	2	1 21-Aug-14	570		
593	2	1 22-Aug-14	600		
635	2	1 22-Aug-14	625		
614	2	1 23-Aug-14	635		
685	2	1 23-Aug-14	585		
760	2	1 24-Aug-14	615		
650	2	1 25-Aug-14	635		
675	2	1 25-Aug-14	645		
614	2	1 26-Aug-14	605		
711	2	1 #####	660	58.8	18.53
396	2	1 #####	675	57.2	20.33
454	1	1 #####	830	65.1	21.13
460	2	1 #####	700	58.7	17.94
624	2	1 #####		61.3	20.54
740	1	1 #####	790	61.6	19.33
822	1	1 #####	640	60.1	16.34
577	2	1 #####	665	58.6	16.84
590	1	1 #####	780	58.2	18.56
581	1	1 #####	805	58.5	20.14
798	1	1 #####	635	59.3	18.23
829	1	1 #####	605	59.9	18.24
525	2	1 #####	705	58.6	19.16
527	2	1 #####	585	53.4	17.44
559	2	1 #####	660	57.1	19.13
579	2	1 #####	665	57.4	17.76
582	1	1 #####	775	59.7	19.53
583	1	1 #####	850	58.2	18.34
611	2	1 #####	650	55.7	16.74
633	1	1 #####	710	57.3	19.54
729	1	1 #####	725	59.8	18.86
735	2	1 #####	730	59.3	17.43
776	1	1 #####	730	62.3	18.43
831	1	1 #####	855	60.8	18.24
832	1	1 #####	655	57.5	17.86
833	1	1 #####	630	56.7	17.76
492	2	1 #####	640	62	18.23
726	2	1 #####	680	60.7	16.74
834	1	1 #####	620	58.8	15.3
835	1	1 #####	605	59.6	17.13
836	1	1 #####	645	61	16.96
734	1	1 #####	720	57.8	15.7
771	1	1 #####	720	59.3	17.86
528	2	1 #####	620	56.4	18.13

688	2	1	#####	645	56.1	16.14
586	2	1	#####	575	57.6	17.36
638	2	1	#####	555	55.4	17.56
770	2	1	#####	590	57.8	18.13
840	1	1	#####	770	62	19.53
396	2	1	#####	665	59.7	19.53
453	1	1	#####	695	58	18.86
593	2	1	#####	575	57.8	16.54
775	1	1	#####	765	62.6	18.14
843	1	1	#####	650	60.2	18.73
614	2	1	#####	625	57.2	16.16
746	1	1	#####	700	58.7	18.83
845	1	1	#####	735	61.4	18.16
550	1	1	#####	725	59.8	20.06
846	1	1	#####	630	56.9	18.33
598	2	1	#####	725	57.5	17.73
507	2	1	#####	735	57.2	17.94
671	2	1	#####	685	58.2	
671	2	1	#####			17.93
741	2	1	#####	700	59.6	18.23
755	2	1	#####	615	58.2	16.96
538	1	1	#####	670	59.2	18.93
772	2	1	#####	610	60.5	17.16
579	2	1	04-Jun-15	620	57.4	19.03
688	2	1	04-Jun-15	635	56.6	18.33
724	1	1	04-Jun-15	740	61.6	16.96
729	1	1	04-Jun-15	685	56.9	19.13
772	2	1	04-Jun-15	590	62.8	16.93
791	2	1	04-Jun-15	610	59.7	17.24
840	1	1	04-Jun-15	765	58.7	18.63
582	1	1	05-Jun-15	705	55.9	18.93
583	1	1	05-Jun-15	795	58.8	18.53
630	1	1	05-Jun-15	670	60.8	17.3
709	1	1	05-Jun-15	660	54.4	16.96
770	2	1	05-Jun-15	519	57.1	17.6
776	1	1	05-Jun-15	740	58.1	18.76
833	1	1	05-Jun-15	630	55.6	18.63
661	2	1	07-Jun-15	580	55.9	16.96
661	2	1	07-Jun-15			
674	2	1	07-Jun-15	545	56.1	17.33
677	1	1	07-Jun-15	670	56.8	18.83
679	1	1	07-Jun-15	715	58.7	18.44
682	1	1	07-Jun-15	725	55.2	20.66
721	2	1	07-Jun-15	680	56	19.36
722	2	1	07-Jun-15	545	55.8	17.06
725	2	1	07-Jun-15	600	56.6	19.13
732	1	1	07-Jun-15	700	57.6	16.36
744	1	1	07-Jun-15	645	60.4	19.54
768	1	1	07-Jun-15	725	56.6	19.84
790	2	1	07-Jun-15	650	57.8	17.56
852	1	1	07-Jun-15	680	55	18.93
854	1	1	07-Jun-15	665	60.2	18.66
855	1	1	07-Jun-15	670	59.1	19.1
856	2	1	07-Jun-15	535	56.5	16.64
857	1	1	07-Jun-15	690	54.7	17.63
858	2	1	07-Jun-15	650	57.8	17.56

859	1	1 07-Jun-15	760	52.3	17.53
677	1	1 09-Jun-15	675		
679	1	1 09-Jun-15			
721	2	1 09-Jun-15	640		
732	1	1 09-Jun-15			
860	2	1 09-Jun-15	670	58.1	16.16
863	1	1 09-Jun-15	670	59.6	17.93
864	1	1 09-Jun-15	725	59.5	16.16
865	2	1 09-Jun-15	605	51.3	16.53
866	1	1 09-Jun-15	705	59	16.96
630	1	1 10-Jun-15	735		
677	1	1 10-Jun-15	705		
854	1	1 10-Jun-15	635		
855	1	1 10-Jun-15	655		
868	2	1 10-Jun-15	550	60.5	17.36
599	2	1 12-Jun-15	605	59.1	18.23
602	2	1 12-Jun-15	500	48.5	15.93
604	2	1 12-Jun-15	620	55.5	18.66
651	2	1 12-Jun-15	615	56.5	18.23
654	2	1 12-Jun-15	665	58.4	18.46
655	1	1 12-Jun-15	685	59	18.63
669	1	1 12-Jun-15	740	55.8	22.06
672	1	1 12-Jun-15	640	56.6	18.54
675	2	1 12-Jun-15	665	60.4	18.14
733	1	1 12-Jun-15	665	52.7	16.23
737	1	1 12-Jun-15	755	60.5	18.56
760	2	1 12-Jun-15	675	60.1	19.04
778	1	1 12-Jun-15	745	56.2	16.06
784	2	1 12-Jun-15	630	58.1	17.16
795	1	1 12-Jun-15	670	52.3	16.73
796	1	1 12-Jun-15	730	57.5	17.96
690	1	1 13-Jun-15	645	60	19.24
694	1	1 13-Jun-15	695	56.1	17.44
700	2	1 13-Jun-15	620	57.2	15.66
706	2	1 13-Jun-15	590	58.8	17.26
733	1	1 13-Jun-15	640		
792	1	1 13-Jun-15	650	56.4	17.54
805	1	1 13-Jun-15	565	58.2	18.73
805	1	1 13-Jun-15	580		
876	2	1 13-Jun-15	595	55.6	15.76
672	1	1 14-Jun-15	625		
690	1	1 14-Jun-15	635		
698	2	1 14-Jun-15	647	56.9	15.96
737	1	1 14-Jun-15	715		
789	2	1 14-Jun-15	595	55	15.66
795	1	1 14-Jun-15	610		
816	1	1 14-Jun-15	645	55.5	18.43
818	1	1 14-Jun-15	650	54.2	15.93
877	1	1 14-Jun-15	590	53	16.23
460	2	1 15-Jun-15	645	51.7	17.73
512	1	1 15-Jun-15	710	59.9	17.83
581	1	1 15-Jun-15	760	56	16.63
590	1	1 15-Jun-15	790	61.8	
785	2	1 15-Jun-15	630	56.2	16.43
811	2	1 15-Jun-15	670	59.9	17.33
454	1	1 16-Jun-15			

590	1	1	16-Jun-15			18.66
822	1	1	16-Jun-15	675	60.4	16.36
492	2	1	17-Jun-15	540	61.1	18.26
492	2	1	17-Jun-15			
507	2	1	17-Jun-15	685	56	
582	1	1	17-Jun-15	725	57.6	15.96
639	1	1	17-Jun-15	755	57.9	15.96
726	2	1	17-Jun-15	645	60	18.53
741	2	1	17-Jun-15	635	54.9	18.13
755	2	1	17-Jun-15	560	56.1	18.06
798	1	1	17-Jun-15	620	58.8	18.34
819	2	1	17-Jun-15	650		
396	2	1	19-Jun-15	685	58.2	
525	2	1	19-Jun-15	670	60.8	16.96
527	2	1	19-Jun-15	525	59.8	17.26
579	2	1	19-Jun-15	570	58.3	18.76
611	2	1	19-Jun-15	645	56	15.66
735	2	1	19-Jun-15	630	57	15.53
770	2	1	19-Jun-15	590	54.9	15.16
771	1	1	19-Jun-15	695	59.7	17.16
774	1	1	19-Jun-15	755	59.8	19.23
775	1	1	19-Jun-15	750	61.6	
829	1	1	19-Jun-15	685	60	
833	1	1	19-Jun-15	622	58.3	16.86
837	1	1	19-Jun-15	615	57.7	16.63
843	1	1	19-Jun-15	645	57.9	20.53
845	1	1	19-Jun-15	715	60	19.73
469	1	1	20-Jun-15	715	61.8	18.93
525	2	1	20-Jun-15	740		
527	2	1	20-Jun-15	500		
579	2	1	20-Jun-15	530	58.5	
638	2	1	20-Jun-15	560	54.3	17.63
671	2	1	20-Jun-15	625	58.5	17.56
688	2	1	20-Jun-15	615		
729	1	1	20-Jun-15	700	58.5	17.96
811	2	1	20-Jun-15	690		
820	2	1	20-Jun-15	530		
821	2	1	20-Jun-15	615	59.1	15.46
831	1	1	20-Jun-15	690	62.1	18.46
833	1	1	20-Jun-15	650		
836	1	1	20-Jun-15	585	60	18.73
460	2	1	21-Jun-15			
559	2	1	21-Jun-15	550	58.7	17.36
581	1	1	21-Jun-15			
611	2	1	21-Jun-15	650	57.9	18.06
635	2	1	21-Jun-15	630	59.5	15.46
638	2	1	21-Jun-15	540	55.8	19.06
711	2	1	21-Jun-15	650	58.7	
776	1	1	21-Jun-15	690	57.8	20.54
822	1	1	21-Jun-15	600		18.03
832	1	1	21-Jun-15	645	53.8	18.43
834	1	1	21-Jun-15	590	57.4	17.46
840	1	1	21-Jun-15	750	58.6	18.73
882	2	1	21-Jun-15	615	60.6	17.53
527	2	1	22-Jun-15	505	53.5	14.83
538	1	1	22-Jun-15	665	58.4	18.14

559	2	1	22-Jun-15			
583	1	1	22-Jun-15	775	58.4	
688	2	1	22-Jun-15	625	54.5	18.03
770	2	1	22-Jun-15			
885	2	1	22-Jun-15	575	59	17.76
537	1	1	23-Jun-15	790	57.8	16.93
672	1	1	23-Jun-15	635		
672	1	1	23-Jun-15	635		
688	2	1	23-Jun-15	630		
789	2	1	23-Jun-15	605		
819	2	1	23-Jun-15	615		
527	2	1	24-Jun-15	545		
579	2	1	24-Jun-15			
630	1	1	24-Jun-15	710	62	17.96
635	2	1	24-Jun-15	585		
661	2	1	24-Jun-15	575	54	16.03
674	2	1	24-Jun-15			
724	1	1	24-Jun-15	745	62.6	19.54
737	1	1	24-Jun-15	750		
770	2	1	24-Jun-15	580		
831	1	1	24-Jun-15	635	59.5	18.13
840	1	1	24-Jun-15	750		18.53
882	2	1	24-Jun-15	615		
890	1	1	24-Jun-15	675	58.7	17.73
891	2	1	25-Jun-15	640	57.5	16.26
527	2	1	26-Jun-15	520		
661	2	1	26-Jun-15	550		
721	2	1	26-Jun-15	635		
722	2	1	26-Jun-15	555	57.3	15.73
755	2	1	26-Jun-15	560		
790	2	1	26-Jun-15	645	59.1	18.03
800	1	1	26-Jun-15	700	56.9	19.26
831	1	1	26-Jun-15	665		
856	2	1	26-Jun-15	530		
860	2	1	26-Jun-15	705	57.9	17.96
866	1	1	26-Jun-15	700	59.1	18.74
885	2	1	26-Jun-15	560		
460	2	1	28-Jun-15			
527	2	1	28-Jun-15	535		
635	2	1	28-Jun-15	595		
694	1	1	28-Jun-15	655	60.2	16.74
700	2	1	28-Jun-15	630		
706	2	1	28-Jun-15	620	57.4	16.06
791	2	1	28-Jun-15	540		
832	1	1	28-Jun-15	645	60.3	18.34
876	2	1	28-Jun-15	610	54.5	
882	2	1	28-Jun-15	570		
527	2	1	30-Jun-15	615	53.5	18.06
582	1	1	30-Jun-15	725	58.7	18.53
635	2	1	30-Jun-15	600	59.6	16.63
654	2	1	30-Jun-15	645		
655	1	1	30-Jun-15	640	58	15.93
698	2	1	30-Jun-15	645		
760	2	1	30-Jun-15	640		
776	1	1	30-Jun-15	720	58.3	18.26
778	1	1	30-Jun-15	640	56	19.46

784	2	1	30-Jun-15	635		
792	1	1	30-Jun-15	560	59.2	15.84
814	1	1	30-Jun-15	735	60.4	
819	2	1	30-Jun-15	625	64.7	17.63
827	2	1	30-Jun-15	525	59.8	17.06
831	1	1	30-Jun-15	655	60.7	18.63
833	1	1	30-Jun-15	615	58.7	18.83
885	2	1	30-Jun-15	590	56.4	
895	1	1	30-Jun-15	620	60.6	17.74
492	2	1	01-Jul-15	560	61.6	17.94
579	2	1	01-Jul-15	550	57.3	17.26
611	2	1	01-Jul-15	640	56.3	19.06
729	1	1	01-Jul-15	720	57.5	17.74
785	2	1	01-Jul-15	610	59.8	18.03
820	2	1	01-Jul-15	505	56.4	14.93
821	2	1	01-Jul-15	610	59.4	17.53
834	1	1	01-Jul-15	610	60.7	17.54
460	2	1	02-Jul-15	675	53.5	17.43
537	1	1	02-Jul-15	765	63.3	18.53
559	2	1	02-Jul-15	590	55.9	17.23
583	1	1	02-Jul-15	800	60.9	20.06
604	2	1	02-Jul-15	595	56.3	
611	2	1	02-Jul-15	655	56.7	17.34
638	2	1	02-Jul-15	595	55.9	17.74
672	1	1	02-Jul-15	650		
735	2	1	02-Jul-15	650	59	17.54
771	1	1	02-Jul-15	720	59.2	18.23
796	1	1	02-Jul-15	665	56.7	17.66
805	1	1	02-Jul-15	600	57.4	17.86
811	2	1	02-Jul-15	690	57.9	
825	1	1	02-Jul-15	650	60.1	16.13
832	1	1	02-Jul-15	715	58.9	17.76
602	2	1	03-Jul-15	520		
672	1	1	03-Jul-15	620		
674	2	1	03-Jul-15	410	53.3	17.26
682	1	1	03-Jul-15	745	59.2	17.24
721	2	1	03-Jul-15	635	57.3	18.33
725	2	1	03-Jul-15	570	54	17.16
756	2	1	03-Jul-15	720	59.4	18.23
854	1	1	03-Jul-15	565	58.4	17.16
856	2	1	03-Jul-15	555	57.3	16.74
860	2	1	03-Jul-15	680	55.7	18.36
863	1	1	03-Jul-15	655	59.7	17.94
866	1	1	03-Jul-15	695	59.5	17.83
868	2	1	03-Jul-15	510	57.8	15.36
890	1	1	03-Jul-15	650	61.1	17.23
460	2	1	04-Jul-15			
575	1	1	04-Jul-15	640	56.7	
630	1	1	04-Jul-15	715	64.3	18.63
661	2	1	04-Jul-15	535	55.9	17.94
679	1	1	04-Jul-15	675	60.1	18.03
732	1	1	04-Jul-15	650	57.1	18.43
760	2	1	04-Jul-15	660	60.3	19.66
790	2	1	04-Jul-15	635	58.5	16.63
836	1	1	04-Jul-15	575	57.8	18.74
852	1	1	04-Jul-15	660	57.8	16.63

854	1	1	04-Jul-15	560	58.4	17.26
857	1	1	04-Jul-15	700	58.6	18.63
575	1	1	05-Jul-15		56.6	19.74
768	1	1	05-Jul-15	715		
772	2	1	05-Jul-15	565	59.5	17.83
845	1	1	05-Jul-15	690	59.6	19.44
855	1	1	05-Jul-15	650	56.6	18.76
897	2	1	05-Jul-15	555	58.2	16.54
898	1	1	05-Jul-15	615	57	18.63
507	2	1	06-Jul-15	680	56.2	17.73
512	1	1	06-Jul-15	755	60.1	18.46
586	2	1	06-Jul-15	565	56.3	17.06
593	2	1	06-Jul-15	605	58.4	17.13
604	2	1	06-Jul-15	560	57.4	16.43
671	2	1	06-Jul-15	655	57.7	18.23
741	2	1	06-Jul-15	645	54.2	17.63
774	1	1	06-Jul-15	747	58	16.16
831	1	1	06-Jul-15	735		
845	1	1	06-Jul-15	720		
848	2	1	06-Jul-15	545	54.2	
899	1	1	06-Jul-15	680	59	18.26
602	2	1	07-Jul-15	505	55.3	15.33
614	2	1	07-Jul-15	605	54.3	18.34
615	2	1	07-Jul-15	645	53.9	18.94
633	1	1	07-Jul-15	680	57.8	17.3
669	1	1	07-Jul-15	725	59.5	
669	1	1	07-Jul-15	725	59.5	
672	1	1	07-Jul-15	610		
679	1	1	07-Jul-15	620	58.9	
727	1	1	07-Jul-15	755	59.6	18.96
755	2	1	07-Jul-15	580	56.5	17.63
760	2	1	07-Jul-15	670	59.9	18.33
774	1	1	07-Jul-15	665	60	18.63
795	1	1	07-Jul-15	605	58.1	
795	1	1	07-Jul-15	605	58.1	
837	1	1	07-Jul-15	650		
843	1	1	07-Jul-15	650	57.3	18.73
492	2	1	08-Jul-15	555	59.7	19.63
672	1	1	08-Jul-15	625		
726	2	1	08-Jul-15	650	58.8	17.76
740	1	1	08-Jul-15	765	57.1	16.96
772	2	1	08-Jul-15	550	59.6	18.56
831	1	1	08-Jul-15	640		
837	1	1	08-Jul-15	615		
843	1	1	08-Jul-15	670		
900	1	1	08-Jul-15	740	60	18.63
453	1	1	09-Jul-15	670	57.8	15.96
775	1	1	09-Jul-15	730	60.7	19.03
795	1	1	09-Jul-15			
796	1	1	09-Jul-15	695	57.9	18.63
843	1	1	09-Jul-15	645		
843	1	1	09-Jul-15	645		
903	1	1	09-Jul-15	685	58.2	17.06
904	2	1	09-Jul-15	760	58	19.26
732	1	1	10-Jul-15	670		
732	1	1	10-Jul-15	670		

845	1	1	10-Jul-15	740	61.3	18.03
729	1	1	11-Jul-15	690		
855	1	1	11-Jul-15	675		
855	1	1	11-Jul-15	675		
630	1	1	12-Jul-15	740		
831	1	1	12-Jul-15	740		
909	2	1	12-Jul-15	650	58.9	16.86
630	1	1	13-Jul-15	720		
630	1	1	13-Jul-15	720		
843	1	1	13-Jul-15	665		
843	1	1	13-Jul-15	665		
845	1	1	13-Jul-15	625		
845	1	1	13-Jul-15	625		
672	1	1	14-Jul-15	645		
672	1	1	14-Jul-15	645		
669	1	1	15-Jul-15	725		
674	2	1	15-Jul-15	495	56	18.63
682	1	1	15-Jul-15	832		
795	1	1	15-Jul-15	630		
819	2	1	15-Jul-15	635		
843	1	1	15-Jul-15	650		
843	1	1	15-Jul-15	650		
855	1	1	15-Jul-15	665		
855	1	1	15-Jul-15	665		
630	1	1	17-Jul-15	760		
661	2	1	17-Jul-15	530	55.8	16.46
669	1	1	17-Jul-15	710		17.54
669	1	1	17-Jul-15	710		17.54
722	2	1	17-Jul-15	510		
785	2	1	17-Jul-15	610	57.8	17.93
805	1	1	17-Jul-15	560		
805	1	1	17-Jul-15	560		
855	1	1	17-Jul-15	650		
912	1	1	17-Jul-15	715	60.7	19.33
525	2	1	18-Jul-15	770		17.36
669	1	1	18-Jul-15	720		
735	2	1	18-Jul-15	660		
831	1	1	18-Jul-15	720		
833	1	1	18-Jul-15	750		
855	1	1	18-Jul-15	640		
856	2	1	18-Jul-15	535	58.4	18.63
882	2	1	18-Jul-15	660	59.3	18.06
630	1	1	19-Jul-15	710		
669	1	1	19-Jul-15	660		
669	1	1	19-Jul-15	710		
411	2	1	20-Jul-15	680		
724	1	1	20-Jul-15	695	62.1	19.43
778	1	1	20-Jul-15	660	58.5	
854	1	1	20-Jul-15	675		
669	1	1	21-Jul-15			
527	2	1	22-Jul-15	495		
671	2	1	22-Jul-15	675	56.2	
741	2	1	22-Jul-15	630		
814	1	1	22-Jul-15	710		
843	1	1	22-Jul-15	640		
848	2	1	22-Jul-15	535		

897	2	1	22-Jul-15	555		
507	2	1	24-Jul-15	700		
586	2	1	24-Jul-15	575		
615	2	1	24-Jul-15	660		
755	2	1	24-Jul-15	540		
833	1	1	24-Jul-15	635		
837	1	1	24-Jul-15	635		
837	1	1	24-Jul-15			
882	2	1	24-Jul-15	675		
795	1	1	25-Jul-15			
615	2	1	26-Jul-15	700		
669	1	1	26-Jul-15			
814	1	1	26-Jul-15			
780	2	1	27-Jul-15	495	55.6	17.63
525	2	1	28-Jul-15	640	59.3	17.13
638	2	1	28-Jul-15	600		
701	2	1	28-Jul-15	490	55.3	14.96
713	2	1	28-Jul-15	615	56	18.23
737	1	1	28-Jul-15	700	58.8	19.33
778	1	1	28-Jul-15			16.76
833	1	1	28-Jul-15	635		
918	1	1	28-Jul-15	735	59.8	19.03
795	1	1	29-Jul-15	650		
527	2	1	30-Jul-15	555		
635	2	1	30-Jul-15	640		
735	2	1	30-Jul-15	600		
798	1	1	30-Jul-15		57.8	16.2
811	2	1	30-Jul-15	610		
586	2	1	05-Aug-15	570	55.5	17.53
590	1	1	05-Aug-15	690	58.1	18.43
593	2	1	05-Aug-15	610	57.8	17.73
775	1	1	05-Aug-15	755	61.4	18.58
830	2	1	05-Aug-15	630	57.3	18.13
848	2	1	05-Aug-15	595	56.6	15
722	2	1	06-Aug-15	525	57.6	17.93
772	2	1	06-Aug-15	615	60.8	14.9
845	1	1	06-Aug-15	745	61.2	18
860	2	1	06-Aug-15	690	58.5	18.23
527	2	1	08-Aug-15	580	54.7	17.73
611	2	1	08-Aug-15	615	56.5	17.53
819	2	1	08-Aug-15	730	64.9	17.63
820	2	1	08-Aug-15	580		
624	2	1	09-Aug-15	625	60.1	20.63
785	2	1	09-Aug-15	670	58.6	18.93
780	2	1	10-Aug-15	505	57	17.63
525	2	1	11-Aug-15	660	58	15.76
537	1	1	11-Aug-15	980	58.4	18
582	1	1	11-Aug-15	710	56.5	
630	1	1	11-Aug-15	800	64.2	17.6
713	2	1	11-Aug-15	570	56.3	16.66
737	1	1	11-Aug-15	785	57.6	20.33
770	2	1	11-Aug-15	580	57.9	16.16
778	1	1	11-Aug-15	610	57.7	18.26
793	2	1	11-Aug-15	580	60.9	15.76
833	1	1	11-Aug-15	620	57.8	19.16
559	2	1	12-Aug-15	650	57	16.16

582	1	1 12-Aug-15	675	54	17.06
635	2	1 12-Aug-15	625	58.4	18.26
679	1	1 12-Aug-15	710	58.6	18.13
709	1	1 12-Aug-15	580	58.9	
722	2	1 12-Aug-15	530	61.5	
729	1	1 12-Aug-15	685	59.1	
775	1	1 12-Aug-15	790	64.6	19.73
790	2	1 12-Aug-15	600	60.2	17
833	1	1 12-Aug-15	640	57.7	
855	1	1 12-Aug-15	660	58.4	18.63
856	2	1 12-Aug-15	610	57.5	17.13
913	2	1 12-Aug-15	570	57.3	17.13
492	2	1 13-Aug-15	600	60.8	20.26
507	2	1 13-Aug-15	750	58.9	18.66
586	2	1 13-Aug-15			
590	1	1 13-Aug-15	740	60.5	
593	2	1 13-Aug-15	570	58.5	18.2
599	2	1 13-Aug-15	610		16.46
602	2	1 13-Aug-15	515	52.8	17.13
650	2	1 13-Aug-15	650	55.7	16.96
654	2	1 13-Aug-15	630	57.4	16.96
671	2	1 13-Aug-15	730	59.4	
700	2	1 13-Aug-15	570	58.3	15.96
701	2	1 13-Aug-15	555	56.5	17.03
726	2	1 13-Aug-15	665	60.3	17.66
741	2	1 13-Aug-15			
776	1	1 13-Aug-15	710	56.9	
784	2	1 13-Aug-15	585	55.6	19.83
795	1	1 13-Aug-15	645	58.4	
836	1	1 13-Aug-15	640	58.8	
843	1	1 13-Aug-15	680	59.5	
661	2	1 14-Aug-15	575	55.6	16.96
669	1	1 14-Aug-15	675	57.5	
760	2	1 14-Aug-15	630	57.8	18.3
863	1	1 14-Aug-15	640	58.9	19.23
611	2	1 16-Aug-15	625	56.4	18.63
735	2	1 16-Aug-15	595	59.3	17.43
834	2	1 16-Aug-15	635	58	17.46
672	1	1 17-Aug-15	620	54.4	
793	2	1 17-Aug-15	570	56.9	16.5
876	2	1 17-Aug-15	555	55.2	18.03
454	1	1 18-Aug-15	755	64.4	19.96
590	1	1 18-Aug-15	705	55.3	17.33
805	1	1 18-Aug-15	590	57.6	17.56
895	1	1 18-Aug-15	560	60.2	17.63
396	2	1 #####	720	59.4	20.36
811	2	1 #####	710	57.9	18.16
819	2	1 #####	660	63.3	18.07
820	2	1 #####	610	56.1	18.56
823	2	1 #####	635	56.1	18.36
827	2	1 #####	600	57.2	19.06
740	1	1 #####	790	62.8	18.26
821	2	1 #####	645	59.3	18.46
829	1	1 #####	850	60.2	19.46
922	1	1 #####	670	60.3	16.46
824	2	1 #####		54.7	20.66

830	2	1	#####	655	56.8	18.26
927	1	1	#####	710	50.2	17.06
928	2	1	#####	700	58	18.96
527	2	1	#####	520	55.6	15.96
735	2	1	#####	580	54.7	16.96
776	1	1	#####	760	60.9	18.56
832	1	1	#####	730	58.5	18.8
833	1	1	#####	725	58.2	18.56
834	1	1	#####	690	59.2	18.23
836	1	1	#####	760	57.3	17.96
840	1	1	#####	785	61.9	18.56
559	2	1	#####	700	58	18.06
633	1	1	#####	705	56.6	18.9
832	1	1	#####	690	58.8	19
582	1	1	#####	690	58	16.96
679	1	1	#####	690	58.6	17.96
709	1	1	#####	660	57.5	17.06
724	1	1	#####	720	54.9	19.26
771	1	1	#####	735	61.6	18.76
935	1	1	#####	625	57.6	17.2
936	1	1	#####	705	57.6	18.06
937	1	1	#####	725	62.5	19.46
580	2	1	#####	700	58.8	17.26
492	2	1	#####	665	60.4	18.2
635	2	1	#####	630	59.7	17.56
885	2	1	#####	620	56.2	17.16
940	2	1	#####	625	54.8	18
882	2	1	#####	665	55.7	17.36
889	2	1	#####	665	57.6	19.6
639	1	1	#####	740	57.4	18.06
677	1	1	#####	715	60	18
947	1	1	#####	685	58.9	18.4
537	1	1	#####	805	63.4	19.4
575	1	1	#####	775	57.8	18.56
615	2	1	#####	665	56.2	18.6
771	1	1	#####	735	56.7	17.66
772	2	1	#####	620	62.1	16.16
786	1	1	#####	770	59.1	17.06
833	1	1	#####	715	58.1	18.66
834	1	1	#####	695	60	18.56
837	1	1	#####	740	57.6	17.06
841	2	1	#####	635	57.9	17.7
843	1	1	#####	785	59.8	20.56
885	2	1	#####	610	58.5	
947	1	1	#####	780	58.3	18.56
538	1	1	#####	680	59.3	16.9
550	1	1	#####	715	58.3	19.16
774	1	1	#####	755	61.3	17.06
897	2	1	#####	680	61.1	18.06
950	2	1	#####	650	58.9	18.06
614	2	1	#####	665	57.6	17.6
785	2	1	#####	675	59	17.4
835	1	1	#####	675	61.7	18.56
844	1	1	#####	795	62.3	17.6
952	2	1	#####	645	59.4	18.56
512	1	1	#####	730	60.6	19.06

671	2	1	#####	700	58.4	18.46
741	2	1	#####	730	60.3	18.76
746	1	1	#####	695	58.4	18.6
842	1	1	#####	470	61.1	18.96
955	1	1	#####	680	58.3	16.86
538	1	1	#####	660	58.5	17.26
590	1	1	#####	755	61.6	
755	2	1	#####	670	57.5	17.76
775	1	1	#####	770	62.7	18.06
848	2	1	#####	680	57.2	16.16
957	1	1	#####	665	60.9	17.4
960	1	1	#####	635	58.7	18.6
961	1	1	#####	640	58.5	18.86
963	2	1	#####	625	60.9	16.6
593	2	1	#####	635	58.9	16.5
964	2	1	#####	600	61.2	17.26
968	2	1	#####	595	59.1	15.9
598	2	1	02-Jun-16	650	57	18.26
746	1	1	02-Jun-16			
969	2	1	02-Jun-16	615	57	15.94
971	1	1	02-Jun-16	680	59.6	17.56
972	2	1	02-Jun-16	515	58.4	16.56
590	1	1	03-Jun-16	750		
899	1	1	03-Jun-16	730	61.3	18.66
975	1	1	03-Jun-16	775	60.7	18
976	1	1	03-Jun-16	695	60.4	17.26
590	1	1	05-Jun-16			18.56
624	2	1	05-Jun-16	725	62.5	18.9
727	1	1	05-Jun-16	770	61.1	18.66
824	2	1	05-Jun-16			
846	1	1	05-Jun-16	660	54.8	19.46
454	1	1	07-Jun-16	795	63.3	18.76
599	2	1	07-Jun-16	645	59.6	16.86
650	2	1	07-Jun-16	670	58.1	17.76
654	2	1	07-Jun-16	685	58.7	17.9
784	2	1	07-Jun-16	730	60.3	17.4
822	1	1	07-Jun-16	700	59.1	17.26
827	2	1	07-Jun-16			
874	1	1	07-Jun-16	720	61.5	17.36
875	2	1	07-Jun-16	640	59.8	17.56
978	1	1	07-Jun-16	805	60.7	18.26
872	2	1	09-Jun-16	600	58.5	17.86
979	2	1	09-Jun-16	585	57.5	16.2
737	1	1	10-Jun-16	760	61	17.2
814	1	1	10-Jun-16	745	60.6	18.26
602	2	1	13-Jun-16	545	55.4	14.8
795	1	1	13-Jun-16	630	57.6	18.26
805	1	1	13-Jun-16	590	59.5	17.56
870	2	1	13-Jun-16	580	57.7	17.66
675	2	1	14-Jun-16	690	57	18.06
873	2	1	14-Jun-16	595	57.3	17.26
982	2	1	14-Jun-16	600	56	16.86
698	2	1	16-Jun-16	670	56.2	17.16
700	2	1	16-Jun-16	620	59.2	17.06
789	2	1	17-Jun-16	600	55.4	16.86
630	1	1	18-Jun-16	850	64.9	17.96

661	2	1	18-Jun-16	630	57.4	16.56
682	1	1	18-Jun-16	750	59.9	17.96
732	1	1	18-Jun-16	710	56.2	18.86
853	1	1	18-Jun-16	760	60.5	18.56
854	1	1	18-Jun-16	750	60.7	18.26
855	1	1	18-Jun-16	770	57.8	18.36
860	2	1	18-Jun-16	700	61.4	17.86
866	1	1	18-Jun-16	810	58.1	18.46
985	1	1	18-Jun-16	650	57.5	18.06
986	1	1	18-Jun-16	730	57.6	18.46
729	1	1	20-Jun-16	730	58	18.96
756	2	1	20-Jun-16	710	59.6	18.26
864	1	1	20-Jun-16	740	62.4	16.86
677	1	1	22-Jun-16	740	59.6	18.46
800	1	1	23-Jun-16	680	57.6	17.96
859	1	1	23-Jun-16	750	57.6	18.96
724	1	1	24-Jun-16	790	62.2	18.56
856	2	1	24-Jun-16	650	57.2	17.66
989	2	1	24-Jun-16	650	61	17.96
863	1	1	25-Jun-16	730	57.6	17.86
721	2	1	26-Jun-16	720	60.1	18.16
798	1	1	26-Jun-16	665	54.3	17.4
857	1	1	28-Jun-16	730	57.7	19.46
996	1	1	29-Jun-16	750	60.3	19.46
453	1	1	05-Jul-16	700	57.7	19.86
1001	2	1	09-Jul-16	600	64.8	17.56
648	1	1	18-Jul-16	740	57.8	20.26
773	1	1	18-Jul-16	725	59.5	18.86
1003	1	1	18-Jul-16	690	60.3	17.96
1004	2	1	18-Jul-16	660	59.8	17.86
1005	2	1	19-Jul-16	650	61.1	18.06
1008	1	1	21-Jul-16	630	59.6	17.06
1009	2	1	22-Jul-16	590	59.1	18.06
396	2	1	08-Apr-17	700	57.3	17.56
454	1	1	08-Apr-17	880	64.3	16.1
819	2	1	08-Apr-17	735	63.1	18.06
827	2	1	08-Apr-17	640	56.8	17.56
820	2	1	09-Apr-17	630	56.5	18.06
919	2	1	09-Apr-17	640	57.2	16.4
469	1	1	12-Apr-17	690	61.7	18.06
811	2	1	12-Apr-17	710	63.4	17.4
927	1	1	12-Apr-17	760	60.1	18.16
821	2	1	13-Apr-17	650	62.3	16.9
829	1	1	13-Apr-17	780	63.3	17.56
740	1	1	14-Apr-17	780	59.9	17.2
990	1	1	14-Apr-17	790	61.7	18.56
1022	1	1	14-Apr-17	660	64.1	15.4
527	2	1	15-Apr-17	530	55.7	15.9
537	1	1	15-Apr-17	790	62	18.26
735	2	1	15-Apr-17	620	59.8	14.8
776	1	1	15-Apr-17	760	59.1	16.7
834	1	1	15-Apr-17	710	60.6	17
836	1	1	15-Apr-17	740	59.6	18.26
885	2	1	15-Apr-17	630	60.5	16.2
933	2	1	15-Apr-17	630	58.3	17.8
935	1	1	15-Apr-17	640	55.7	15.56

937	1	1	15-Apr-17	740	63.5	16.5
582	1	1	16-Apr-17	750	57.5	16.8
771	1	1	16-Apr-17	750	60.9	17.6
823	2	1	16-Apr-17	640	54.9	16.06
833	1	1	16-Apr-17	710	56.3	18.4
832	1	1	17-Apr-17	715	58.9	16.56
1025	1	1	17-Apr-17	720	62.3	16.5
492	2	1	18-Apr-17	590	62.5	16.8
635	2	1	18-Apr-17	650	59.9	14.7
942	1	1	18-Apr-17	670	57.3	15.56
770	2	1	19-Apr-17	570	56.3	16.3
889	2	1	19-Apr-17	620	56.1	17.36
936	1	1	19-Apr-17		60.1	17.06
1030	1	1	19-Apr-17	740	58.3	15.8
538	1	1	20-Apr-17	660	59.6	17
837	1	1	21-Apr-17	750	58.6	16.3
841	2	1	21-Apr-17	650	59.2	18.06
950	2	1	22-Apr-17	640	59.4	16.6
954	2	1	23-Apr-17	590	56.4	15.96
955	1	1	23-Apr-17	690	57.9	18
1034	1	1	23-Apr-17	640	58.8	15.9
590	1	1	24-Apr-17	800	62.5	18
593	2	1	24-Apr-17	570	58.1	14.86
968	2	1	24-Apr-17	570	58.2	17.56
1037	1	1	24-Apr-17	580	55.4	15.06
639	1	1	25-Apr-17	740	59.2	16.6
772	2	1	25-Apr-17	650	62.4	16
850	2	1	25-Apr-17	640	60	16.36
671	2	1	26-Apr-17	660	59.9	16.06
741	2	1	26-Apr-17	680	58.4	17.2
848	2	1	26-Apr-17	610	54.8	16.56
967	1	1	26-Apr-17	600	59.3	17.36
775	1	1	27-Apr-17	800	61.8	18.4
972	2	1	27-Apr-17	590	58.9	16.76
453	1	1	29-Apr-17	690	57.4	16.1
512	1	1	29-Apr-17	720	59.8	16.6
774	1	1	29-Apr-17	770	60	17.06
963	2	1	29-Apr-17	680	61.3	16.4
966	2	1	29-Apr-17	650	59.2	15.2
824	2	1	30-Apr-17	650	57.9	16.5
598	2	1	#####	620	58.8	16.26
928	2	1	#####	690	58.9	17.26
974	1	1	#####	670	60.8	17.8
819	2	1	#####	720	62.8	17.9
827	2	1	#####	650	57.2	17.3
919	2	1	#####	640	57.5	18
853	1	1	#####	680	59.8	18.06
860	2	1	#####	690	61	16.5
866	1	1	#####	780	61.6	18.46
1062	2	1	#####	640	61.6	17.5
855	1	1	#####	750	58.2	18
661	2	1	#####	560	56.8	17
867	1	1	#####	700	59.2	16.6
989	2	1	#####	680	61.1	17
1070	1	1	#####	870	64.1	18.8
729	1	1	#####	750	57.3	17.6

959	1	1	#####	660	57.8	18.3
709	1	1	#####	650	59.8	18.1
724	1	1	#####	770	61.6	17
732	1	1	#####	720	59	18.6
820	2	1	#####	660		
827	2	1	#####	650		
947	1	1	#####	750	59.7	18
996	1	1	#####	750	59.7	18.4
454	1	1	#####	840	64.7	
650	2	1	#####	635	58.8	17.4
654	2	1	#####	610	55.9	16.5
737	1	1	#####	740	61.3	19.1
872	2	1	#####	600	57.7	16.7
874	1	1	#####	730	60.8	17.4
795	1	1	#####	670	54.9	16.2
822	1	1	#####	690	60.9	17.6
1080	1	1	#####	720	58.6	18.9
823	2	1	#####	635	57.6	19.3
811	2	1	#####	730	63.1	19.2
924	1	1	#####	800	63.1	20.1
675	2	1	#####	630	57.2	19.2
1081	2	1	#####	580	57.9	15.5
1082	2	1	#####	600	57.7	17.1
757	1	1	#####	620	60.5	17.6
830	2	1	#####	645	56.7	18.2
1090	1	1	#####	710	60	19.1
1092	2	1	#####	650	57.5	18.6
537	1	1	#####	810	60	19
776	1	1	#####	760	59.4	17.4
820	2	1	#####	660	59	18.2
834	1	1	#####	760	61	19
836	1	1	#####	780	60.7	18.2
848	2	1	#####	590	57.5	17.7
924	1	1	03-Jun-17			
1005	2	1	04-Jun-17	570	60	
1094	1	1	04-Jun-17	715	62.8	18.3
1096	2	1	04-Jun-17	490	59.5	14.7
1097	1	1	04-Jun-17	640	59	16.8
1098	1	1	04-Jun-17	770	63.4	18.8
1099	1	1	04-Jun-17	800	63.7	18.4
1102	1	1	04-Jun-17	670	55.7	18.2
1104	1	1	04-Jun-17	735	59.6	19.3
648	1	1	05-Jun-17	700	58.3	15.8
1006	1	1	05-Jun-17	750	57.3	17.9
1105	2	1	05-Jun-17	640	58.3	18
1106	1	1	05-Jun-17	680	62.5	19.2
1107	1	1	06-Jun-17	730	59.2	18.3
909	2	1	07-Jun-17	660	59.2	18.1
1108	1	1	07-Jun-17	690	59.8	18.9
1109	1	1	07-Jun-17	640	58	18.3
1110	1	1	07-Jun-17	650	62.3	15.8
602	2	1	09-Jun-17	530	51.6	15.5
870	2	1	09-Jun-17	650	53.3	16.8
1113	1	1	09-Jun-17	525	58.2	17
788	2	1	11-Jun-17	580	58.4	16.3
789	2	1	11-Jun-17	570	58.2	14.8

805	1	1	11-Jun-17	600	54.9	17.1
873	2	1	11-Jun-17	605	58	17.9
895	1	1	11-Jun-17	715	61.1	16.6
978	1	1	11-Jun-17	800	61.8	18.1
1120	1	1	11-Jun-17	610	56.9	17.3
1121	1	1	11-Jun-17	560	60.5	17.1
1122	1	1	11-Jun-17	710	61.4	18
1123	2	1	11-Jun-17	530	60.6	16
1124	1	1	11-Jun-17	705	57.9	18.9
1126	2	1	11-Jun-17	550	58.7	16
1127	2	1	12-Jun-17	585	56.8	16.9
698	2	1	13-Jun-17	630	56.3	
803	2	1	14-Jun-17	690	58.3	17.9
876	2	1	14-Jun-17	680	58.5	17.7
1139	1	1	15-Jun-17	630	57.4	18.3
1140	1	1	16-Jun-17	680	63.5	18
1144	2	1	04-Jul-17	560	58.1	17.4
1147	2	1	07-Jul-17	610	56.3	17.7
1150	1	1	20-Jul-17	710	61.5	18.4
982	2	1	22-Jul-17	690	55.1	18.4
1151	2	1	23-Jul-17	645	60.1	17.4
1155	2	1	31-Jul-17	610	60.3	
630	1	1	03-Aug-17	780	65.2	
791	2	1	27-Aug-17	610	60	16.8
453	1	1	#####	700	55.3	17.5
819	2	1	#####	710	63.5	18.3
827	2	1	#####	690	56.3	19.6
930	2	1	#####	650	56.3	18.5
919	2	1	#####	650	56.5	18.3
990	1	1	#####	860	61.6	19.5
1010	2	1	#####	580	56.6	15.7
1013	1	1	#####	710	61.6	18.9
1162	1	1	#####	660	58.9	16
1164	1	1	#####	690	58.6	15.1
1165	1	1	#####			
1166	1	1	#####	770	59.1	19.3
1015	2	1	#####	720	58.7	15.4
740	1	1	#####	800	60.5	19.1
811	2	1	#####	740	63.6	16.1
827	2	1	#####	665		
829	1	1	#####	780	62.9	20.5
919	2	1	#####	650		
927	1	1	#####	725	59	15.4
1010	2	1	#####	580		
1016	1	1	#####	710	57	19
1165	1	1	#####	780	55.8	18
821	2	1	#####	775	60	18.4
1092	2	1	#####	670	59	17.1
1123	2	1	#####	675	61.6	16.8
1174	2	1	#####	690	62	15.7
811	2	1	#####			
827	2	1	#####	660		
998	2	1	#####	650	59.7	17.7
999	2	1	#####	650	57.8	18.7
1059	2	1	#####	635	59	15.1
1060	2	1	#####	670	58.9	15.6

1086	1	1	#####	740	62.1	15.1
1181	1	1	#####	680	62.5	18.7
1184	1	1	#####	700	56.5	16.6
740	1	1	#####	755	60.1	18.3
811	2	1	#####	720	63	19.4
827	2	1	#####	650	60	18.5
837	1	1	#####	740	58.1	16.6
930	2	1	#####	655	58.3	
990	1	1	#####	870	62.9	17.7
1013	1	1	#####	690	64.4	17.4
1016	1	1	#####	690	60.1	16.4
1123	2	1	#####	650	61.5	15.9
671	2	1	#####	730	59.7	18.6
772	2	1	#####	680	59	
774	1	1	#####	930	59.4	16.8
848	2	1	#####	650	58.4	16.2
936	1	1	#####	980	57	18.1
1042	2	1	#####	655	58.6	17.2
1189	1	1	#####	700	60.8	17.5
775	1	1	#####	750	63.9	20.3
836	1	1	#####	780	58	17
836	1	1	#####	780		16.9
964	2	1	#####	700	60.8	18.8
967	1	1	#####	690	58.4	19
1033	1	1	#####	710	59.6	17.9
1043	1	1	#####	740	56.5	16.9
1048	2	1	#####	625	60	16.4
1050	2	1	#####	645	58.9	17.5
1075	1	1	#####	640	57.7	16.8
1192	1	1	#####	635	56.7	17.3
1194	1	1	#####	600	53.2	16.7
1195	1	1	#####	645	60.8	17.3
955	1	1	#####	720	59.4	17.9
963	2	1	#####	652	61.8	17.4
974	1	1	#####	750	60.2	18.4
1025	1	1	#####	780	60.7	16.6
1042	2	1	#####	625	59	17.3
1052	2	1	#####	590	58.8	17.6
1197	1	1	#####	580	56.5	16.2
1198	1	1	#####	620	56.8	15.3
1199	1	1	#####	800	63.2	19.7
590	1	1	#####	750	60.6	18.1
593	2	1	#####	545	58.1	17.5
598	2	1	#####	655	58.4	17.7
957	1	1	#####	730	60.7	18.3
972	2	1	#####	675	60.7	18.2
1039	1	1	#####	680	59.1	18.7
1047	1	1	#####	600	56.5	17.7
1201	1	1	#####	680	59	17.4
512	1	1	#####	660	59.7	18
977	2	1	#####	620	56.2	17.4
1034	1	1	#####	640	58.5	17.7
512	1	1	#####	660	59.1	18.6
590	1	1	#####	760	61.9	18.1
590	1	1	#####	735		
593	2	1	#####	570	57.8	17.63

593	2	1	#####	580	59.6	15.8
774	1	1	#####	775	61.6	17.3
963	2	1	#####	680	61.4	16.3
967	1	1	#####	685	59.6	18.1
972	2	1	#####	630	58.3	18.5
1039	1	1	#####	725	60.9	17.4
1047	1	1	#####	610	56.1	16.9
1048	2	1	#####	555	61.2	16.4
1053	1	1	#####	680	59	17.7
1075	1	1	#####	650	57.4	16.4
590	1	1	#####	750		
635	2	1	#####	675	59.3	17.23
824	2	1	#####	635	57.9	18.03
936	1	1	#####	930	61.2	17.9
942	1	1	#####	740	60.3	15.9
966	2	1	#####	680	55.8	17.1
1025	1	1	#####	750	60.1	18.4
1027	2	1	#####	640	60.6	16.9
1033	1	1	#####	660	59.6	17.7
1039	1	1	#####	720	61	17.7
1054	2	1	#####	710	57.7	16.6
1055	2	1	#####	630	56.7	17.7
1202	1	1	#####	755	60.1	19.5
1203	1	1	#####	690	58.2	17.4
1204	1	1	#####	570	59.7	16.9
1205	2	1	#####	570	58	15.5
1206	1	1	#####	695	58.4	16.6
1207	2	1	#####	600	58.6	16.6
537	1	1	#####	770	64.6	17.8
837	1	1	#####	745	58.8	16.4
955	1	1	#####	690	59.7	17
971	1	1	#####	855	58.9	17.5
1111	1	1	#####	705	61.1	17.2
1162	1	1	#####	710	59	17.3
654	2	1	#####	590	58.4	15.1
771	1	1	#####	755	61.2	17.5
774	1	1	#####	830	58.8	16.6
836	1	1	#####	965	60.5	19.1
872	2	1	#####	640	58	17.2
933	2	1	#####	640	57.8	17.1
935	1	1	#####	720	57.5	16.1
1023	2	1	#####	590	57.9	17.8
1073	1	1	#####	700	59.9	17.4
1074	2	1	#####	605	59.7	17.6
1077	1	1	#####	705	62.3	19.7
1201	1	1	#####	660	56.6	16.6
1209	2	1	#####	630	61.7	16.9
1210	1	1	#####	590	58.2	15.5
1211	1	1	#####	640	59.2	17.3
1212	1	1	#####	675	59.4	16.9
1213	1	1	#####		61.8	18
1214	1	1	#####	865	62.8	20.3
1216	1	1	#####	680	58.8	18.6
1217	1	1	#####	630	54.9	16.2
822	1	1	#####	680	61.8	18.6
834	1	1	#####	735	60.8	18.1

453	1	1	#####	610	57.2	17.4
827	2	1	#####	660	59.6	16.9
829	1	1	#####	755	62.4	18.9
919	2	1	#####	650	57.2	18.3
975	1	1	#####	770	59.5	17.8
990	1	1	#####	805	62.4	18.6
999	2	1	#####	620	57.1	
1060	2	1	#####	650	56.4	
1161	2	1	#####	595	59	16.4
1164	1	1	#####	705	59.4	17.9
1165	1	1	#####	800	61.7	17.7
598	2	1	#####	580	55.5	
654	2	1	#####	580	59.4	17.1
823	2	1	#####	645	57.8	17.8
1111	1	1	#####	680	60.4	18.5
1184	1	1	#####	665	61.3	16.3
1209	2	1	#####	615	59.9	16.6
930	2	1	#####	685		
979	2	1	#####	640	57.4	17.4
819	2	1	#####	730	63.5	
830	2	1	#####	680	57.4	18
1182	1	1	#####	610	58.6	17.4
590	1	1	#####	756		
844	1	1	#####	750	61.5	18.7
1092	2	1	#####	620	59.1	16
1165	1	1	#####	795	62.1	16.9
1230	2	1	#####	680	60.8	18.2
1231	2	1	#####	735	62.7	17.2
1232	1	1	#####	740	62.4	17.7
1016	1	1	#####			
1166	1	1	#####			
724	1	1	03-Jun-18	755	61.2	18.9
724	1	1	03-Jun-18	755	62.7	17.6
735	2	1	03-Jun-18	600	59	17.3
770	2	1	03-Jun-18	600	56.8	15.7
833	1	1	03-Jun-18	760	57.4	17.9
885	2	1	03-Jun-18	635	58.9	17.6
1026	2	1	03-Jun-18	590	60.5	16.3
1206	1	1	03-Jun-18	680	57.5	17
1213	1	1	03-Jun-18	670	60.2	16.5
1219	1	1	03-Jun-18	600	57.4	16.9
1236	2	1	03-Jun-18	680	58.8	17.2
537	1	1	04-Jun-18	940	64.7	17.9
771	1	1	04-Jun-18	735	59.8	17.7
832	1	1	04-Jun-18	745	58.5	19.1
833	1	1	04-Jun-18	750	59.9	17.6
834	1	1	04-Jun-18	730	58.6	16.8
1239	1	1	04-Jun-18	680	57.3	17.7
1240	1	1	04-Jun-18	730	61.3	17.6
836	1	1	05-Jun-18	780	60.2	
935	1	1	05-Jun-18	695	57.6	18.8
1059	2	1	05-Jun-18	665	58.4	
1060	2	1	05-Jun-18	640	59.4	17.1
1241	1	1	05-Jun-18	780	61	
823	2	1	06-Jun-18	660	57.6	18.1
889	2	1	06-Jun-18	645	57.3	18.3

1025	1	1 06-Jun-18	715	59.2	17.6
1029	2	1 06-Jun-18	605	60.3	18.7
1029	2	1 06-Jun-18			
1211	1	1 06-Jun-18	635	59.9	18.7
1216	1	1 06-Jun-18	640	56.9	18.9
935	1	1 07-Jun-18	730	55.1	
999	2	1 07-Jun-18	630	59.3	17.5
593	2	1 09-Jun-18	555	58.7	16.5
837	1	1 09-Jun-18	745	59.3	18.8
845	1	1 09-Jun-18	785	61.5	19.3
968	2	1 09-Jun-18	610	59	16.7
1031	2	1 09-Jun-18	565	55	17.8
1032	2	1 09-Jun-18	635	57.4	17.3
1035	1	1 09-Jun-18	665	58.6	18.6
1039	1	1 09-Jun-18	660	60.6	16.9
1046	2	1 09-Jun-18	600	57.3	16.4
1061	1	1 09-Jun-18	645	60.3	17.2
1075	1	1 09-Jun-18	600	56.6	16.5
1199	1	1 09-Jun-18	775	63.8	17.9
1255	1	1 09-Jun-18	770	63.5	19.2
598	2	1 10-Jun-18	600		
842	1	1 10-Jun-18	770	63	18.6
978	1	1 10-Jun-18	805	61.4	17.1
1031	2	1 10-Jun-18			
1182	1	1 10-Jun-18	610	58.5	14.7
1259	1	1 10-Jun-18	680	59.2	16.1
954	2	1 11-Jun-18	710	55.4	17.8
955	1	1 11-Jun-18	700	57	17.7
967	1	1 11-Jun-18	675	50.5	19.2
1029	2	1 11-Jun-18	675	61.2	18.4
1029	2	1 11-Jun-18	675	61.2	18.4
1031	2	1 11-Jun-18	575		
1037	1	1 11-Jun-18	650	56.8	18.2
1038	2	1 11-Jun-18	660	57.9	17.2
1262	1	1 11-Jun-18	740	61.7	19.4
823	2	1 12-Jun-18	630	57.4	16.7
950	2	1 12-Jun-18	785	59.3	18.6
999	2	1 12-Jun-18	680	59.6	17.1
1034	1	1 12-Jun-18	625	60.3	17.5
1035	1	1 12-Jun-18	685	57.7	17.8
1059	2	1 12-Jun-18	675	57.7	15.9
1060	2	1 12-Jun-18	575	57.3	18.2
1253	2	1 12-Jun-18	560	58.5	15.8
512	1	1 13-Jun-18	685	58.2	17.8
654	2	1 13-Jun-18	680	56.6	17.2
837	1	1 13-Jun-18	730	58.4	18
955	1	1 13-Jun-18	720	59.9	19.5
1061	1	1 13-Jun-18	640	61.8	17.8
1181	1	1 13-Jun-18	710	61.7	18.6
1209	2	1 13-Jun-18	660	61.2	17.3
1263	1	1 13-Jun-18	670	61.4	17.9
512	1	1 14-Jun-18			
512	1	1 14-Jun-18			
1091	2	1 14-Jun-18	700	58.7	19.7
1142	1	1 14-Jun-18	700	59.7	17.7
1267	1	1 14-Jun-18	610	59.1	18.6

1269	2	1	14-Jun-18	730	59.7	16.9
650	2	1	15-Jun-18	720	56.8	15.9
675	2	1	15-Jun-18	630	58.5	18.7
757	1	1	15-Jun-18	580	59.6	18.3
795	1	1	15-Jun-18	665	59.5	18.2
874	1	1	15-Jun-18	730	62.1	18
1137	1	1	15-Jun-18	640	58.7	16.3
1274	1	1	15-Jun-18	665	58.8	14.1
1275	1	1	15-Jun-18	580	60.6	16.7
1278	1	1	15-Jun-18	700	58.3	17.9
590	1	1	16-Jun-18	700	61.1	
1284	1	1	16-Jun-18	590	58.9	15.7
805	1	1	17-Jun-18	640	57.4	16
933	2	1	17-Jun-18	635	55.8	17
1023	2	1	17-Jun-18			
1023	2	1	17-Jun-18	615	57.8	17.5
1059	2	1	17-Jun-18			
1112	1	1	17-Jun-18	640	60.1	18
1124	1	1	17-Jun-18	675	57.9	17.4
1131	1	1	17-Jun-18	630	60.3	17.2
527	2	1	18-Jun-18	490	55.6	16.8
998	2	1	18-Jun-18	665	59.3	18
1023	2	1	18-Jun-18			
1206	1	1	18-Jun-18			
1212	1	1	18-Jun-18			
1290	1	1	18-Jun-18	440	54	14.7
789	2	1	19-Jun-18	590	56.7	16
855	1	1	19-Jun-18	720	61.4	16.9
867	1	1	19-Jun-18	630	60.6	17.5
912	1	1	19-Jun-18	670	62.1	17.8
992	1	1	19-Jun-18	680	59.6	16.6
993	2	1	19-Jun-18	610	61.7	17.5
1070	1	1	19-Jun-18	610	65.6	18.7
1129	2	1	19-Jun-18	635	60.8	
1132	2	1	19-Jun-18	620	57.9	16.9
1134	2	1	19-Jun-18	680	59.7	17.8
1153	1	1	19-Jun-18	725	61.8	18.4
1292	1	1	19-Jun-18	695	60.4	18.9
1294	1	1	19-Jun-18	780	61.4	16.9
1295	1	1	19-Jun-18	745		
735	2	1	20-Jun-18	605	58.2	17.6
998	2	1	20-Jun-18	655		
1026	2	1	20-Jun-18	615	62.4	18.1
1060	2	1	20-Jun-18	635		
1068	2	1	20-Jun-18	585	59.3	16.6
1156	1	1	20-Jun-18	720	60.8	17.9
1292	1	1	20-Jun-18			
1300	1	1	20-Jun-18	715	60.5	17.4
1301	1	1	20-Jun-18	630	57.3	16.5
1303	1	1	20-Jun-18	735	60.3	17.5
630	1	1	21-Jun-18	665	63.6	18.5
721	2	1	21-Jun-18	685	61.2	17.7
724	1	1	21-Jun-18	730	61.5	18.7
947	1	1	21-Jun-18	725	60	19
959	1	1	21-Jun-18	645	60	16.9
989	2	1	21-Jun-18	640	62.6	17.2

1072	2	1	21-Jun-18	520	56.7	16.7
1305	2	1	21-Jun-18	705	62.3	18.8
1306	1	1	21-Jun-18	680	62.6	17.9
1003	1	1	23-Jun-18	775	61.4	19.6
1005	2	1	23-Jun-18	520	61.2	16.3
1006	1	1	23-Jun-18	720	61.4	17.5
1007	2	1	23-Jun-18	650	59	18
1095	1	1	23-Jun-18	685	63	17.7
1096	2	1	23-Jun-18	545	55.5	17.1
1097	1	1	23-Jun-18	610	58.6	18
1100	2	1	23-Jun-18	565	58.5	16.4
1310	1	1	23-Jun-18	650	57.2	18.3
1312	1	1	23-Jun-18	720	60.7	17.9
1314	1	1	23-Jun-18	755	60.4	19.4
1316	1	1	23-Jun-18	665	58	17.6
1317	2	1	24-Jun-18	665	58.8	17
811	2	1	25-Jun-18	800		
836	1	1	25-Jun-18	760	61.4	19.4
991	2	1	25-Jun-18	790	58.2	20
1060	2	1	25-Jun-18	630		
1212	1	1	25-Jun-18	670	58.2	18.1
735	2	1	26-Jun-18	615	59.5	18.1
927	1	1	26-Jun-18	670	60.2	17.7
1060	2	1	26-Jun-18			
1092	2	1	26-Jun-18	665	58.6	17.3
1240	1	1	26-Jun-18	720	62.2	19.1
827	2	1	27-Jun-18	745	58.5	17.8
885	2	1	27-Jun-18			
998	2	1	27-Jun-18			
1023	2	1	27-Jun-18			
1059	2	1	27-Jun-18			
1059	2	1	27-Jun-18	705		
1060	2	1	27-Jun-18			
1060	2	1	27-Jun-18			
1076	1	1	27-Jun-18	690	61.9	18.2
1235	2	1	27-Jun-18			
735	2	1	28-Jun-18			
819	2	1	28-Jun-18	830	64.5	18
827	2	1	28-Jun-18	770		
919	2	1	28-Jun-18	710	57.9	16.4
930	2	1	28-Jun-18			
1010	2	1	28-Jun-18	630	57.9	16.6
1025	1	1	28-Jun-18	730	60.6	17.3
1059	2	1	28-Jun-18	680	55.8	16.8
1060	2	1	28-Jun-18			
527	2	1	29-Jun-18	480	57	15.6
823	2	1	29-Jun-18	605	57.4	17.4
827	2	1	29-Jun-18	765	59	17.5
836	1	1	29-Jun-18	740	61.6	18.7
930	2	1	29-Jun-18	685	57.7	18.1
998	2	1	29-Jun-18			
999	2	1	29-Jun-18	615	56	
1029	2	1	29-Jun-18	640	59.1	
1029	2	1	29-Jun-18	640	59.8	18.6
1059	2	1	29-Jun-18			
1060	2	1	29-Jun-18	640		

1086	1	1	29-Jun-18	750	60.7	19
1164	1	1	29-Jun-18	690	55.5	18.5
1173	1	1	29-Jun-18	635	51.8	16.8
1180	2	1	29-Jun-18	575	58.7	16.3
993	2	1	10-Jul-18	660	64.1	18.6
993	2	1	10-Jul-18	660	64.1	18.6
998	2	1	10-Jul-18			
1013	1	1	10-Jul-18	680		
1015	2	1	10-Jul-18	720	59.2	18.4
1016	1	1	10-Jul-18	685	59.8	17
1059	2	1	10-Jul-18	700		
1060	2	1	10-Jul-18	640		
1060	2	1	10-Jul-18	680		
1322	1	1	10-Jul-18	680	59.7	18.2
872	2	1	11-Jul-18	750	59.1	
874	1	1	11-Jul-18	730	62	16.8
889	2	1	11-Jul-18	685	57.5	18.4
1073	1	1	11-Jul-18	715	59.8	18.9
1077	1	1	11-Jul-18	720	61.5	19.5
1235	2	1	11-Jul-18	685	60.4	18.1
724	1	1	12-Jul-18	755	59.9	18.2
724	1	1	12-Jul-18	755	59.9	18.2
827	2	1	12-Jul-18	715	59.2	18.3
1026	2	1	12-Jul-18			
1026	2	1	12-Jul-18			
1209	2	1	12-Jul-18	650	60.1	
1323	1	1	12-Jul-18	660	59.6	15.4
1139	1	1	13-Jul-18	620	58.1	16
1324	1	1	15-Jul-18	720	62.3	18.5
735	2	1	16-Jul-18			
823	2	1	16-Jul-18	640		
872	2	1	16-Jul-18	640		
999	2	1	16-Jul-18	610		
999	2	1	16-Jul-18	610		
1026	2	1	16-Jul-18	665		
1059	2	1	16-Jul-18	700		
1060	2	1	16-Jul-18	610		
1137	1	1	16-Jul-18	650	57.9	18.2
1282	2	1	16-Jul-18	605	58.7	17.8
1318	2	1	16-Jul-18	575	59.4	17.3
1060	2	1	17-Jul-18	620		
1092	2	1	17-Jul-18	670	58.8	
1142	1	1	17-Jul-18	620	59	18.7
1209	2	1	17-Jul-18	660	58.4	18.1
1209	2	1	17-Jul-18			
1210	1	1	17-Jul-18	610	57.1	16
1275	1	1	17-Jul-18	610	59.5	18.3
1324	1	1	17-Jul-18	765	61.4	18.6
772	2	1	18-Jul-18	655	59.9	17.4
1043	1	1	18-Jul-18	685	60.8	18.1
1195	1	1	18-Jul-18	635	60.1	16.1
1197	1	1	18-Jul-18	595	56.3	15.1
1201	1	1	18-Jul-18	685	60.1	16.5
1314	1	1	18-Jul-18	755	59	17.9
630	1	1	19-Jul-18	655	63.1	19.1
774	1	1	19-Jul-18	780	58.6	

855	1	1	19-Jul-18	655	59	19.1
993	2	1	19-Jul-18	665	63.2	18.9
1102	1	1	19-Jul-18			
1198	1	1	19-Jul-18	655	56	17.5
1293	2	1	19-Jul-18	565	55.8	17.9
1326	1	1	19-Jul-18	735	59.3	18.4
1327	2	1	19-Jul-18	680	60	18.1
1328	2	1	19-Jul-18	665	58.7	18
1192	1	1	20-Jul-18	620	57.5	18.2
635	2	1	22-Jul-18	670	58.5	18.1
827	2	1	22-Jul-18	715	57.1	17.6
927	1	1	22-Jul-18			
930	2	1	22-Jul-18	695	58.1	
989	2	1	22-Jul-18	720	62.3	17.9
1026	2	1	22-Jul-18	675		
1027	2	1	22-Jul-18	680	59.9	
1031	2	1	22-Jul-18	615	55.3	15
1032	2	1	22-Jul-18	615	57	16.6
1059	2	1	22-Jul-18	695	57.3	17.8
1060	2	1	22-Jul-18	645		
1093	2	1	22-Jul-18	615	59.4	17.3
1182	1	1	22-Jul-18		59.6	
1223	1	1	22-Jul-18	665	60.9	
1291	1	1	22-Jul-18			
1293	2	1	22-Jul-18	585		
1336	1	1	22-Jul-18	625	60.2	17.9
1340	2	1	22-Jul-18	580	55.5	16.3
811	2	1	23-Jul-18	720	63	
1092	2	1	23-Jul-18			
1123	2	1	23-Jul-18	710	60.3	17
1341	2	1	23-Jul-18	330	57.4	15.1
841	2	1	24-Jul-18	690	58.5	17.2
933	2	1	24-Jul-18	680	58.5	18.1
1023	2	1	24-Jul-18	640	58.3	17
1096	2	1	24-Jul-18	665	58.6	
1100	2	1	24-Jul-18	625	56.6	16.5
1212	1	1	24-Jul-18	680	58.4	17.1
836	1	1	25-Jul-18	750	61.1	18.1
1005	2	1	25-Jul-18	590	56.8	16.1
1029	2	1	25-Jul-18	650	58.7	18.4
1326	1	1	25-Jul-18	715	61	17.6
671	2	1	26-Jul-18	765	59.7	
774	1	1	26-Jul-18	750	59.4	17.7
967	1	1	26-Jul-18	695	60.9	16.6
1342	2	1	26-Jul-18	470	58.8	15.6
1098	1	1	27-Jul-18	750	64.6	19.5
889	2	1	30-Jul-18	665	57.8	16.5
936	1	1	30-Jul-18	780	60.8	18.8
1006	1	1	30-Jul-18	790	61	16.8
1029	2	1	30-Jul-18	660	58.9	17.5
1031	2	1	30-Jul-18	650	55	16.4
1100	2	1	30-Jul-18	620	59.6	17.6
1216	1	1	30-Jul-18	640	55.8	18.9
1240	1	1	30-Jul-18	750	60.4	
1310	1	1	30-Jul-18	700	56.6	17
741	2	1	31-Jul-18	750	57	16.7

827	2	1	31-Jul-18	650	57.1	17.2
999	2	1	31-Jul-18	655	58.4	
1044	2	1	31-Jul-18	670	57.3	16
1048	2	1	31-Jul-18	710	60.8	15.9
1059	2	1	31-Jul-18	660	58.9	16.8
1059	2	1	31-Jul-18	660	58.9	16.8
1060	2	1	31-Jul-18	680	59.5	18.4
1092	2	1	31-Jul-18		59.8	
1182	1	1	31-Jul-18	665	61.1	17.6
1345	2	1	31-Jul-18	630	57.7	16.3
527	2	1	01-Aug-18	475	56.5	16.6
963	2	1	01-Aug-18	755	61.7	17.3
1023	2	1	01-Aug-18	650	56.2	18.3
1235	2	1	01-Aug-18	490	59.3	15.1
1345	2	1	01-Aug-18			
1348	2	1	01-Aug-18	560	57.4	16
669	1	1	02-Aug-18	700	61.2	17.3
928	2	1	02-Aug-18	770	60.1	
989	2	1	02-Aug-18	750	61.4	17.8
993	2	1	02-Aug-18	730	63.2	19.7
1072	2	1	02-Aug-18	640	56	17.7
1291	1	1	02-Aug-18	805	56.9	
735	2	1	03-Aug-18	630	57.4	17.2
867	1	1	03-Aug-18	680	59.4	17.4
992	1	1	03-Aug-18	700	57.1	18.5
1213	1	1	03-Aug-18	690	60.4	17.2
1235	2	1	03-Aug-18	590	57.9	16.1
537	1	1	04-Aug-18	780	61.3	18.1
1161	2	1	04-Aug-18	550	58.6	16.8
834	1	1	05-Aug-18	705	58.6	18.1
1076	1	1	05-Aug-18	730	63.3	17.2
1164	1	1	05-Aug-18	680	60	18.5
1241	1	1	05-Aug-18	740	61.2	17.5
1301	1	1	05-Aug-18	670	56.1	15.9
671	2	1	06-Aug-18	770	58.6	17.4
1046	2	1	06-Aug-18	620	55.5	16
1191	2	1	06-Aug-18	560	56.8	15.9
1253	2	1	06-Aug-18	580	56.4	15.5
1352	1	1	06-Aug-18	560	60.9	17
791	2	1	12-Aug-18			
735	2	1	14-Aug-18	660	57.9	17.7
1000	2	1	14-Aug-18			
1235	2	1	14-Aug-18	625	60.9	16.6
1345	2	1	14-Aug-18	595	58.2	16.8
527	2	1	16-Aug-18	490	56.7	17.2
537	1	1	16-Aug-18	880	62.7	17.8
735	2	1	16-Aug-18	610	59.3	16.6
740	1	1	16-Aug-18	780	61	18.7
990	1	1	16-Aug-18	805	63	19.3
998	2	1	16-Aug-18	600	60.1	16.3
1059	2	1	16-Aug-18	625	58.5	16.7
1060	2	1	16-Aug-18	710	57.9	18.4
1219	1	1	16-Aug-18	650	57	17.8
1226	2	1	16-Aug-18	600	57.6	17.1
1345	2	1	16-Aug-18	580	58.3	16.1
827	2	1	19-Aug-18	675	60.3	17.6

919	2	1	19-Aug-18	690	57.7	17.9
1182	1	1	21-Aug-18	665	60.4	17.6
1233	1	1	21-Aug-18	730	62.2	16.6
1354	2	1	#####	760	57.2	15.96
819	2	1	#####	840	64.5	16.5
827	2	1	#####	690	55.9	17.95
930	2	1	#####	725	59.3	16.1
1000	2	1	#####	710	61.7	17.52
1170	2	1	#####	690	60.6	15.57
1220	1	1	#####	730	61.4	17.62
1224	1	1	#####	645	58.3	15.5
1320	1	1	#####	650	57.3	
927	1	1	#####	730	61.3	20.05
930	2	1	#####	735		19.12
999	2	1	#####	665	54.1	
999	2	1	#####	665	54.1	15.77
1010	2	1	#####	680	61	19.55
1161	2	1	#####	605	55.8	15.5
1167	1	1	#####	760	59.6	21.55
1362	1	1	#####	490	57.6	14.42
1365	1	1	#####	610	44.7	17.67
1366	1	1	#####	850	58.9	17.22
537	1	1	#####	820	60.4	15.77
1023	2	1	#####	700	59	17.22
1213	1	1	#####	760	59.3	17.17
1235	2	1	#####	680	59.5	18.05
1249	1	1	#####	710	55.1	16.82
1369	2	1	#####	640	62.7	19.55
836	1	1	#####	775	60.7	17.56
933	2	1	#####	690	57.7	16.9
1023	2	1	#####	680		18.72
1025	1	1	#####	790	60.9	16.62
1238	1	1	#####	670	58.7	17.62
1240	1	1	#####	800	62.5	17.1
1371	1	1	#####	565	58.9	16.77
829	1	1	#####	780	63.4	17.1
919	2	1	#####	735	56.2	19.3
990	1	1	#####	790	62.2	19.32
1016	1	1	#####	750	60.2	17.02
1167	1	1	#####	750	59.9	18.6
1169	2	1	#####	605	55.4	
819	2	1	#####	840	65.6	20.05
827	2	1	#####	670	57.6	16.87
927	1	1	#####	715	61.5	16.27
930	2	1	#####	770	59.4	17.87
975	1	1	#####	750	61.6	16.62
1013	1	1	#####	750	64.9	20.55
1123	2	1	#####	665	59.9	17.87
1224	1	1	#####	670	57.4	17.4
1232	1	1	#####	790	62.2	15.52
1341	2	1	#####	640	61.5	19.55
1365	1	1	#####	590	59.9	18.55
1376	2	1	#####	525	57.8	14.4
740	1	1	#####	780	58.9	14.94
811	2	1	#####	720	54.7	17.02
919	2	1	#####	715	56.9	19.65

999	2	1	#####	685	58.4	
1164	1	1	#####	735	59.8	15.8
1176	2	1	#####	700	60.7	18.12
1279	1	1	#####	750	58.1	21.05
1354	2	1	#####	725	57.9	19
1365	1	1	#####	600	57.2	15.5
1379	2	1	#####	590	59.3	17.55
1382	1	1	#####	701	62.8	15.92
1385	1	1	#####	700	61.1	16.62
537	1	1	#####	800	64.9	18.55
537	1	1	#####	810	64.5	17.32
836	1	1	#####	800	55.2	18.32
1023	2	1	#####	670	59.7	
1025	1	1	#####	800	62.4	16.8
1213	1	1	#####	760	63.5	20.55
1219	1	1	#####	705	57.9	17.1
1235	2	1	#####	665	57.8	18.9
1240	1	1	#####	790	62.9	18.22
1321	1	1	#####	695	60.7	16
1345	2	1	#####	670	56.2	15.52
1369	2	1	#####	640	57.3	17.92
1371	1	1	#####	570	55	16.52
933	2	1	##### #NAME?			
1301	1	1	#####	735	58.1	17.92
1346	1	1	#####	740	60.6	14.4
1387	1	1	#####	690	63.2	16.92
635	2	1	#####	670	59.7	17.2
837	1	1	#####	770	59.7	16.92
885	2	1	#####	680	57.8	17.1
889	2	1	#####	695	56.9	19.1
942	1	1	#####	740	59.5	18.02
1027	2	1	#####	660	61.3	19.55
1029	2	1	#####	645	60.6	18.52
1239	1	1	#####	710	57.1	20.3
1243	2	1	#####	650	57.5	18.15
1245	2	1	#####	605	59.5	17.8
1251	2	1	#####	640	57.5	16
1252	2	1	#####	630	58.3	16.56
1256	2	1	#####	590	57.4	18.8
1391	1	1	#####	740	61.5	17.8
1392	2	1	#####	590	57.6	17.4
1394	2	1	#####	580	58.3	16.2
1395	1	1	#####	730	61.3	19.55
811	2	1	#####	710	64	17.52
930	2	1	#####	725	58.4	18.1
990	1	1	#####	740	58.7	17.4
1164	1	1	#####	760	60.1	17.52
1229	1	1	#####	640	60.8	18.55
1366	1	1	#####	820	62.1	18.1
1385	1	1	#####	685	61.5	18.8
1016	1	1	#####	705	60.2	17.22
1176	2	1	#####	700	60	19.55
1224	1	1	#####	695	58.2	16.72
1320	1	1	#####	655	55.8	17.95
1354	2	1	#####	720	60.7	16.52
537	1	1	#####	750	60.9	17.12

635	2	1	#####	680	60.1	18.65
954	2	1	#####	620	55.8	17.02
1031	2	1	#####	725	55	18.5
1046	2	1	#####	595	57.9	15.72
1251	2	1	#####	620	57.6	15.72
1252	2	1	#####	660	57	16.42
1253	2	1	#####	610	58.9	16.1
1257	1	1	#####	720	58.7	17.42
1261	1	1	#####	690	58.3	19.55
1387	1	1	#####	710	61	18.8
1393	1	1	#####	575	61.8	16.72
1395	1	1	#####	710	61.8	19.55
1402	1	1	#####	690	61.4	16.55
827	2	1	#####	735	58.1	16.72
832	1	1	#####	750	58.7	20.05
837	1	1	#####	730	60.4	17.8
919	2	1	#####	700	56.8	16.9
927	1	1	#####	770	63.4	18.55
942	1	1	#####	750	60.4	16.12
1027	2	1	#####	660	61.7	16.12
1086	1	1	#####	820	56.8	17.62
1161	2	1	#####	600	59.2	16.3
1251	2	1	#####	605	57.4	17.7
1395	1	1	#####	720	63.4	16.4
1406	2	1	#####	260	57.4	13.05
919	2	1	#####	680	57.6	16.4
930	2	1	#####	720		
1171	2	1	#####	670	55.8	16.52
1353	2	1	#####	605	60.1	14.92
1408	1	1	#####	660	57.1	18.55
671	2	1	#####	705	59.4	19.3
741	2	1	#####	685	60	17.22
772	2	1	#####	650	62.1	16.32
774	1	1	#####	800	61.7	17.3
963	2	1	#####	665	62.5	17.82
1025	1	1	#####	760	60.7	17.4
1044	2	1	#####	750	58.8	17.82
1048	2	1	#####	635	60.5	15.4
1052	2	1	#####	600	57.8	17.8
1189	1	1	#####	735	60.6	19.4
1193	2	1	#####	650	57.8	18.55
1196	2	1	#####	670	57	17.12
1240	1	1	#####	800	61.5	20.55
1347	2	1	#####	640	57.2	18.2
1409	1	1	#####	660	60.2	15.9
1411	1	1	#####	705	59.6	19.6
1412	1	1	#####	710	60.4	18.22
972	2	1	01-Jun-19	670	59.7	18.52
1151	2	1	01-Jun-19	720	59.1	18.6
1343	2	1	01-Jun-19	645	58.1	17.12
1414	1	1	01-Jun-19	660	60.6	17.85
1417	2	1	02-Jun-19	695	59.4	17.22
590	1	1	03-Jun-19	730	59.6	17.36
844	1	1	03-Jun-19	850	62.9	18.6
955	1	1	03-Jun-19	755	59.6	18.12
977	2	1	03-Jun-19	635	57.4	15.4

1025	1	1	03-Jun-19	700	59.3	17.32
1053	1	1	03-Jun-19	720	59	18.82
1321	1	1	03-Jun-19	695	55.9	18.52
1418	1	1	03-Jun-19	710	60.8	18.8
1419	2	1	03-Jun-19	590	58.9	18.8
1420	1	1	03-Jun-19	700	61.6	17.92
927	1	1	04-Jun-19	770	64.8	17.22
963	2	1	04-Jun-19	630	62.1	16.1
966	2	1	04-Jun-19	635	58.4	17.8
1048	2	1	04-Jun-19	590	61.8	18.22
1054	2	1	04-Jun-19	680	59.3	17.82
1055	2	1	04-Jun-19	620	57.5	19.02
1164	1	1	04-Jun-19	680	61.4	16.42
1199	1	1	04-Jun-19	845	63.2	17.72
1268	1	1	04-Jun-19	780	61	20.05
1318	2	1	04-Jun-19	655	58	16.42
1414	1	1	04-Jun-19	640	60.4	16.4
1421	1	1	04-Jun-19	660	58.2	18.55
1422	1	1	04-Jun-19	735	60.8	16.3
1423	1	1	04-Jun-19	735	60.4	18.9
1428	2	1	04-Jun-19	610	59.6	19.05
1431	1	1	04-Jun-19	690	59.5	15.22
537	1	1	05-Jun-19	790	52.7	16.7
671	2	1	05-Jun-19	690	59.2	17.52
829	1	1	05-Jun-19	790	63.7	18.7
966	2	1	05-Jun-19	625	59.3	16.02
1027	2	1	05-Jun-19	650	60.2	16.66
1164	1	1	05-Jun-19	730	60.2	17.2
1194	1	1	05-Jun-19	695	58.1	17.02
1279	1	1	05-Jun-19	730	59.9	19.55
1338	2	1	05-Jun-19	600	60.2	15.4
1433	1	1	05-Jun-19	700	60.4	18.55
1434	1	1	05-Jun-19	745	62.1	18.6
1439	1	1	05-Jun-19	730	61.8	16.96
741	2	1	06-Jun-19	660	60.3	16.22
819	2	1	06-Jun-19	820	64.9	17.3
930	2	1	06-Jun-19	670	57.2	19.05
1023	2	1	06-Jun-19	670	59	17.22
1197	1	1	06-Jun-19	670	58.5	17.6
1240	1	1	06-Jun-19	780	62.4	18.9
1301	1	1	06-Jun-19	720	57.8	18.3
1353	2	1	06-Jun-19	610	60.5	17.02
1390	2	1	06-Jun-19	550	57.9	18.05
1393	1	1	06-Jun-19	550	60.9	18.05
1023	2	1	07-Jun-19	620	58.2	19.55
866	1	1	18-Jun-19	810	62.8	18.52
867	1	1	18-Jun-19	690	60.7	18.3
912	1	1	18-Jun-19	710	62.5	17.06
989	2	1	18-Jun-19	660	60.5	19.55
992	1	1	18-Jun-19	725	61.9	17.82
993	2	1	18-Jun-19	690	61.5	17.32
1068	2	1	18-Jun-19	580	59.2	16.3
1070	1	1	18-Jun-19	860	63	18.62
1154	2	1	18-Jun-19	615	59.4	16.82
1155	2	1	18-Jun-19	620	61.7	17.52
1214	1	1	18-Jun-19	780	61.6	22.55

1293	2	1	18-Jun-19	555	57.8	16.22
1296	2	1	18-Jun-19	610	58.5	17.22
1299	2	1	18-Jun-19	705	59.1	16.62
1304	2	1	18-Jun-19	550	57.2	15.6
1330	2	1	18-Jun-19	580	58.2	18.55
1443	2	1	18-Jun-19	595	59.4	16.42
1447	1	1	18-Jun-19	605	60.6	17.52
1506	1	1	18-Jun-19	710	59.1	16.6
1292	1	1	19-Jun-19	760	60.9	17.46
1450	1	1	19-Jun-19	690	57.8	15.3
721	2	1	20-Jun-19	665	54.4	18.22
959	1	1	20-Jun-19	670	58.4	18.52
1458	1	1	20-Jun-19	670	62.9	15.82
1459	1	1	20-Jun-19	580	60.9	20.05
1461	1	1	20-Jun-19	715	58.9	19.1
537	1	1	21-Jun-19	745	63.4	17.4
1023	2	1	21-Jun-19	650	59.5	17.92
1153	1	1	21-Jun-19	770	63.9	18.22
1213	1	1	21-Jun-19	750	62.3	18.32
1235	2	1	21-Jun-19	685	60.6	17.52
1321	1	1	21-Jun-19	720	60.1	19.55
1330	2	1	21-Jun-19	580	58.7	17.1
1369	2	1	21-Jun-19	660	61.9	18.55
1463	2	1	21-Jun-19	560	63	15.8
1463	2	1	21-Jun-19	585	62.5	15.82
1506	1	1	21-Jun-19	720	60.6	17.6
836	1	1	22-Jun-19	765	60.5	19.02
947	1	1	22-Jun-19	755	60.2	17.62
1238	1	1	22-Jun-19	660	59.3	19.55
1239	1	1	22-Jun-19	700	58.7	18.55
1306	1	1	22-Jun-19	770	63	17
772	2	1	23-Jun-19	720	61.7	15.8
889	2	1	23-Jun-19	700	58.8	18.22
1025	1	1	23-Jun-19	710	60.9	16.8
1029	2	1	23-Jun-19	610	61.5	20.05
1029	2	1	23-Jun-19	660	61.9	17.1
1197	1	1	23-Jun-19	650	58	15.6
1245	2	1	23-Jun-19	630	59.6	17.22
1249	1	1	23-Jun-19	690	60.1	19.55
1293	2	1	23-Jun-19	630	57.3	16.2
1332	2	1	23-Jun-19	660	58.4	16.3
1468	1	1	23-Jun-19	680	63.1	17.22
1470	1	1	23-Jun-19	710	64.3	17.32
590	1	1	24-Jun-19	670	62.3	16.66
1091	2	1	24-Jun-19	710	60	17.1
537	1	1	26-Jun-19	760	64.5	16.02
635	2	1	26-Jun-19	705	60.3	16.82
772	2	1	26-Jun-19	710	61.8	15.52
889	2	1	26-Jun-19	680	58.6	20.05
963	2	1	26-Jun-19	630	62.7	16.52
1023	2	1	26-Jun-19	590	60.8	20.55
1027	2	1	26-Jun-19	660	60.9	16.06
1029	2	1	26-Jun-19	640	61.6	17.22
1029	2	1	26-Jun-19			
1048	2	1	26-Jun-19	600	61	16.72
1245	2	1	26-Jun-19	610	60.1	17.32

1249	1	1	26-Jun-19	680	58.1	17.2
1338	2	1	26-Jun-19	600	60.9	18.55
1425	2	1	26-Jun-19	600	58.9	20.05
1477	1	1	26-Jun-19	810	63.5	17.3
1395	1	1	27-Jun-19	695	60.1	16.92
1421	1	1	27-Jun-19	650	58.1	16.9
721	2	1	29-Jun-19	630	61.3	16.96
867	1	1	29-Jun-19	675	61.4	17.82
912	1	1	29-Jun-19	600	59.2	16.8
993	2	1	29-Jun-19	720	63.3	20.55
1154	2	1	29-Jun-19	595	58.9	16.46
1155	2	1	29-Jun-19	610	62.8	19.05
1293	2	1	29-Jun-19	550	58.6	17.2
1304	2	1	29-Jun-19	540	55.4	16.42
1330	2	1	29-Jun-19	600	59.3	16.12
1443	2	1	29-Jun-19	535	59.1	16.52
1463	2	1	29-Jun-19	570	62.8	15.7
1468	1	1	29-Jun-19	635	62.2	17.6
1478	2	1	29-Jun-19	690	65.6	16.42
590	1	1	30-Jun-19	700	62.7	
819	2	1	30-Jun-19	715	65.3	16.12
837	1	1	30-Jun-19	730	59.1	15.5
930	2	1	30-Jun-19	670	59.2	16.8
930	2	1	30-Jun-19	685		
992	1	1	30-Jun-19	715	62.7	16.92
1070	1	1	30-Jun-19	820	66.6	18.22
1179	1	1	30-Jun-19	800	63.6	19.55
1216	1	1	30-Jun-19	720	59.9	17.3
1232	1	1	30-Jun-19	735	62.4	16.62
1268	1	1	30-Jun-19	760	59.1	17.5
1268	1	1	30-Jun-19	720	61.4	16.72
1282	2	1	30-Jun-19	630	58.6	19.05
1378	2	1	30-Jun-19	540		
1379	2	1	30-Jun-19	680	59.2	18.05
650	2	1	02-Jul-19	740	59.1	17.62
654	2	1	02-Jul-19	615	56	15.7
789	2	1	02-Jul-19	590	58.4	16.1
795	1	1	02-Jul-19	660	59.8	16.32
805	1	1	02-Jul-19	620	55.7	18.55
822	1	1	02-Jul-19	680	61	16.32
872	2	1	02-Jul-19	680	58.5	16.12
874	1	1	02-Jul-19	710	61.3	17.72
1077	1	1	02-Jul-19	720	63.7	18.22
1113	1	1	02-Jul-19	630	58.3	19.55
1116	1	1	02-Jul-19	710	60.5	16.2
1122	1	1	02-Jul-19	720	63	17.2
1209	2	1	02-Jul-19	740	61	18.02
1215	2	1	02-Jul-19	655	57.8	15.42
1269	2	1	02-Jul-19	720	60.7	18.22
1273	1	1	02-Jul-19	660	59.6	16.16
1277	1	1	02-Jul-19	660	58.6	15.5
1278	1	1	02-Jul-19	730	59.3	17.82
1487	1	1	02-Jul-19	655	60.8	15.4
1490	1	1	02-Jul-19	590	58.3	16.52
1494	1	1	02-Jul-19	580	59.5	16.72
979	2	1	03-Jul-19	585	58	16.42

1073	1	1	03-Jul-19	700	61	17.32
1114	1	1	03-Jul-19	680	60.8	16.5
1210	1	1	03-Jul-19	645	59	15.82
1265	2	1	03-Jul-19	680	58.4	17.8
1266	2	1	03-Jul-19	680	61.7	17.52
1271	1	1	03-Jul-19	720	60.9	14.8
1496	2	1	03-Jul-19	690	58.4	15.3
1501	2	1	03-Jul-19	565	57.2	14.06
1503	1	1	03-Jul-19	640	60.1	17.52
1507	1	1	03-Jul-19	665	60.1	16.42
1508	1	1	04-Jul-19	640	57.6	17.32
819	2	1	05-Jul-19	720	65.8	16.12
827	2	1	05-Jul-19	620	58.7	15.32
1010	2	1	05-Jul-19	660	53.7	16.32
1169	2	1	05-Jul-19	585	56.6	16.02
1171	2	1	05-Jul-19	640	55	18.55
1320	1	1	05-Jul-19	650	55.6	
1361	1	1	05-Jul-19	655	58.5	17.22
1509	2	1	05-Jul-19	655	62.3	16.82
650	2	1	06-Jul-19	730	59.3	17
1126	2	1	06-Jul-19	670	58	15.9
1270	2	1	06-Jul-19	630	59.9	16.8
537	1	1	07-Jul-19	735	63.9	17.52
635	2	1	07-Jul-19	730	61.1	16.32
671	2	1	07-Jul-19	770	60.4	16.4
771	1	1	07-Jul-19	760	62.1	17.5
774	1	1	07-Jul-19	750	61.9	17.2
836	1	1	07-Jul-19	755	62.5	17.12
889	2	1	07-Jul-19	680	58.8	17.22
955	1	1	07-Jul-19	730	59.2	17.2
963	2	1	07-Jul-19	685	62.7	16.52
1023	2	1	07-Jul-19	680	59	18.55
1025	1	1	07-Jul-19	720	59.8	15.82
1027	2	1	07-Jul-19	655	58.8	16.3
1029	2	1	07-Jul-19	660	61.2	17.5
1048	2	1	07-Jul-19	580	60.7	15.7
1053	1	1	07-Jul-19	680	59	16.4
1143	2	1	07-Jul-19	660	60.2	17.8
1198	1	1	07-Jul-19	685	58.4	16.2
1240	1	1	07-Jul-19	755	60.9	17.72
1245	2	1	07-Jul-19	600	59.9	17.82
1249	1	1	07-Jul-19	670	58.5	17.9
1261	1	1	07-Jul-19	630	59	14.3
1321	1	1	07-Jul-19	680	59.4	17.62
1338	2	1	07-Jul-19	580	62.1	16.3
1345	2	1	07-Jul-19	680	59.2	16.02
1369	2	1	07-Jul-19	690	62.4	17.2
1387	1	1	07-Jul-19	640	61.9	17.5
1514	1	1	07-Jul-19	700	59.2	17.52
933	2	1	08-Jul-19	675	59.9	15.32
1239	1	1	08-Jul-19	690	58.5	17.02
1338	2	1	08-Jul-19	620	61.4	14.62
1477	1	1	08-Jul-19	780	63.9	17.82
721	2	1	10-Jul-19	690	61	17.3
993	2	1	10-Jul-19	780	64.4	16.82
1293	2	1	10-Jul-19	575	58.2	17.4

1296	2	1	10-Jul-19	680	59.8	16.8
1299	2	1	10-Jul-19	622	58.7	15.8
1304	2	1	10-Jul-19	560	57.2	17.32
1330	2	1	10-Jul-19	610	58.9	14.82
1463	2	1	10-Jul-19	590	62.9	17.2
1478	2	1	10-Jul-19	575	56.6	15.52
1516	1	1	10-Jul-19	645	61.2	16.52
1517	1	1	10-Jul-19	670	61.9	17.32
989	2	1	11-Jul-19	720	63.5	17.62
1155	2	1	11-Jul-19	615	60.6	16.82
1296	2	1	11-Jul-19	660		
1328	2	1	11-Jul-19	660	59.4	15.7
1443	2	1	11-Jul-19	550	59.7	16.6
789	2	1	12-Jul-19	570	57.8	15.36
874	1	1	12-Jul-19	720	62.7	15.32
1005	2	1	12-Jul-19	645	61.9	15.42
1095	1	1	12-Jul-19	690	62.7	19.55
1096	2	1	12-Jul-19	620	59	15.42
1098	1	1	12-Jul-19	775	63.9	17.5
1100	2	1	12-Jul-19	650	60.7	15
1129	2	1	12-Jul-19	720	61.7	18.32
1134	2	1	12-Jul-19	730	61.2	16.9
1298	2	1	12-Jul-19	630	59.5	16.02
1311	1	1	12-Jul-19	640	58.7	19.1
1342	2	1	12-Jul-19	580	60	15.16
1518	2	1	12-Jul-19	705	62.6	16.72
1521	1	1	12-Jul-19	750	60.3	16.52
1522	1	1	12-Jul-19	670	58.2	17.12
1523	1	1	12-Jul-19	700	61.6	16.4
1531	2	1	12-Jul-19	585	60	15.4
1107	1	1	13-Jul-19	670	61.1	17.72
1290	1	1	13-Jul-19	575	55.5	15.36
1310	1	1	13-Jul-19	670	58.4	19.55
1315	1	1	13-Jul-19	700	61.9	18.8
1324	1	1	13-Jul-19	745	63	17.8
1534	1	1	13-Jul-19	635	57	15.2
1535	1	1	13-Jul-19	630	57.3	
1540	1	1	13-Jul-19	670	57.8	19.05
590	1	1	16-Jul-19	745	62.2	16.22
819	2	1	16-Jul-19	735	65.8	16.4
827	2	1	16-Jul-19	630	58.5	16.16
837	1	1	16-Jul-19	710	59	16.22
919	2	1	16-Jul-19	760	56.9	16.3
930	2	1	16-Jul-19	650	58.8	16.8
1010	2	1	16-Jul-19	650	58.3	16.42
1091	2	1	16-Jul-19	720	60.7	15.92
1169	2	1	16-Jul-19	590	56	15.7
1235	2	1	16-Jul-19	625	59.5	16.32
1321	1	1	16-Jul-19	700	61.1	17.22
1360	1	1	16-Jul-19	650	58.8	16.6
1371	1	1	16-Jul-19	625	60	17.92
1376	2	1	16-Jul-19	610	58.4	17
1385	1	1	16-Jul-19	690	60	
1475	1	1	16-Jul-19	670	58.7	15.22
1547	1	1	16-Jul-19	750	60.9	16.72
671	2	1	17-Jul-19	820	59.4	18.05

885	2	1	17-Jul-19	630	57.8	16.32
1347	2	1	17-Jul-19	640	58.1	16.22
1353	2	1	17-Jul-19	625	60.6	16.1
978	1	1	18-Jul-19	830	62.5	17.12
1347	2	1	18-Jul-19	650	58.2	16.4
1550	1	1	18-Jul-19	620	63.5	18.05
635	2	1	21-Jul-19	680	61.2	17.1
772	2	1	21-Jul-19	690	60.9	15.6
884	2	1	21-Jul-19	700	57.6	17.52
933	2	1	21-Jul-19	755	57.4	17.42
1023	2	1	21-Jul-19	720	57.9	17.82
1027	2	1	21-Jul-19	690	59.1	17.1
1029	2	1	21-Jul-19	690	60.9	18.22
1048	2	1	21-Jul-19	620	62.5	15.85
1245	2	1	21-Jul-19	620	58.9	18.42
1249	1	1	21-Jul-19	690	54.6	16.45
1321	1	1	21-Jul-19	705	59.3	18.32
1338	2	1	21-Jul-19	640	58.4	16.95
1370	2	1	21-Jul-19	680	54.2	15.95
1393	1	1	21-Jul-19	640	65.2	15.55
1552	1	1	21-Jul-19	700	61.8	16.55
537	1	1	22-Jul-19	760	63.2	17.85
774	1	1	22-Jul-19	780	59.9	17.62
963	2	1	22-Jul-19	720	60.2	17.65
1025	1	1	22-Jul-19	740	63.2	17.35
1219	1	1	22-Jul-19	670	58.5	17.32
1240	1	1	22-Jul-19	775	62.6	18.47
1245	2	1	22-Jul-19	590	56.9	17.35
1369	2	1	22-Jul-19	750	62.2	17.92
721	2	1	23-Jul-19	690	58.9	17.45
1296	2	1	23-Jul-19	540	59.8	20.05
1304	2	1	23-Jul-19	555	57.3	15.6
1330	2	1	23-Jul-19	610	59	18.55
1463	2	1	23-Jul-19	600	63.4	15.4
993	2	1	24-Jul-19	650	55.9	16.82
1293	2	1	24-Jul-19	575	57.6	15.62
1517	1	1	24-Jul-19	670	61.3	16.42
819	2	1	25-Jul-19	750	66.1	16.3
819	2	1	25-Jul-19	750	66.1	16.32
1353	2	1	02-Aug-19	650	58.9	16.25
1374	2	1	02-Aug-19	730	57.9	11.35
819	2	1	03-Aug-19	745	66.2	16.45
919	2	1	03-Aug-19	620	55.5	16.55
1169	2	1	03-Aug-19	540	57.3	15.55
1171	2	1	03-Aug-19	650	56.6	16.32
933	2	1	04-Aug-19	700	59.5	17.32
963	2	1	04-Aug-19	740	62.4	15.95
1023	2	1	04-Aug-19	680	58.7	16.9
1025	1	1	04-Aug-19	740	61.3	16.52
1027	2	1	04-Aug-19	730	56	17.15
1029	2	1	04-Aug-19	730	62.4	16.85
1048	2	1	04-Aug-19	650	60.9	16.62
1235	2	1	04-Aug-19	620	60.7	17.12
1245	2	1	04-Aug-19	590	57.3	14.85
1321	1	1	04-Aug-19	705	60.3	17.42
1345	2	1	04-Aug-19	620	56.9	17.42

1346	1	1 04-Aug-19	685	59.6	18.42
1393	1	1 04-Aug-19	660	60.2	16.52
537	1	1 05-Aug-19	740	64	18.15
635	2	1 05-Aug-19	685	57.5	17.12
1238	1	1 05-Aug-19	710	58.4	18.12
1240	1	1 05-Aug-19	745	63.2	18.42
1390	2	1 05-Aug-19	570	59.9	16.25
1395	1	1 05-Aug-19	705	61.4	17.82
1438	2	1 05-Aug-19	660	62.4	16.55
721	2	1 06-Aug-19	785	60.1	18.32
912	1	1 06-Aug-19	710	58.5	16.55
989	2	1 06-Aug-19	750	62.5	17.82
992	1	1 06-Aug-19	710	60.5	16.42
993	2	1 06-Aug-19	640		
993	2	1 06-Aug-19	640	63.7	17.22
1293	2	1 06-Aug-19	605	58.2	17.02
1296	2	1 06-Aug-19	540	57.4	15.65
1299	2	1 06-Aug-19	600	57.4	15.05
1463	2	1 06-Aug-19	640	63.3	16.95
827	2	1 08-Aug-19	625	59.6	16.12
1215	2	1 08-Aug-19	590	56.8	16.35
1249	1	1 08-Aug-19	700	58.8	16.72
1370	2	1 08-Aug-19	620	51.8	15.82
1562	2	1 08-Aug-19	630	60.2	15.55
590	1	1 09-Aug-19	700	61.6	
1091	2	1 09-Aug-19	660	60.3	18.8
1268	1	1 09-Aug-19	760	59.6	17.52
1282	2	1 09-Aug-19	640	59.7	16.62
1318	2	1 09-Aug-19	590	58.2	15.82
1397	1	1 09-Aug-19	720	62.1	17.12
1475	1	1 09-Aug-19	670	57.4	16.32
1476	2	1 09-Aug-19	700	58.3	18.55
1374	2	1 10-Aug-19	630	57.7	16.65
884	2	1 12-Aug-19	700	63.7	18.32
1321	1	1 12-Aug-19			
1374	2	1 12-Aug-19	610		
1388	2	1 12-Aug-19	540	57.8	16.82
635	2	1 17-Aug-19	760	56	17.76
772	2	1 17-Aug-19	675	61.1	17.2
1025	1	1 17-Aug-19	750	60.2	18
1048	2	1 17-Aug-19	690	60.4	16.96
1332	2	1 17-Aug-19	620	54.2	16.8
774	1	1 18-Aug-19	740	58.4	16.4
889	2	1 18-Aug-19	695	58.5	18
1023	2	1 18-Aug-19	680	58.5	17.4
1029	2	1 18-Aug-19	685	63.3	18.5
1235	2	1 18-Aug-19	600	60.5	16.95
1245	2	1 18-Aug-19	590	59.7	17.16
1249	1	1 18-Aug-19	715	58.4	17.9
1321	1	1 18-Aug-19	715	58.3	17.2
1345	2	1 18-Aug-19	600	57	16.95
1370	2	1 18-Aug-19	630	56.2	15.7
933	2	1 19-Aug-19	680	57.4	17.55
1076	1	1 19-Aug-19	780	64.8	17.8
1369	2	1 19-Aug-19	680	60.2	17.25
1388	2	1 19-Aug-19	540	62.4	16.2

721	2	1 21-Aug-19	820	60.4	18.06
912	1	1 21-Aug-19	705	59.8	18
993	2	1 21-Aug-19	665	61.1	18
1293	2	1 21-Aug-19	650	58	18.3
1296	2	1 21-Aug-19	550	60.1	15.6
1304	2	1 21-Aug-19	570	53.6	15.25
1463	2	1 21-Aug-19	685	63.6	16.8
1013	1	1 23-Aug-19	735	62.1	17.6
930	2	1 24-Aug-19	700	57.4	16.95
1167	1	1 24-Aug-19	740	58.2	17.25
1232	1	1 24-Aug-19	770	62.3	15.8
1353	2	1 24-Aug-19	580	61.2	15.7
1439	1	1 25-Aug-19	670	61.1	15.3
675	2	1 27-Aug-19	615	60	16.3
795	1	1 27-Aug-19	650	56.5	17.05
874	1	1 27-Aug-19	700		
1530	2	1 27-Aug-19	600	55.3	16.25
819	2	1 28-Aug-19	725	67.1	17.7
919	2	1 29-Aug-19	650	57.8	14.75
650	2	1 30-Aug-19	610	59.2	16.2
1270	2	1 30-Aug-19	660	59.3	16.05
635	2	1 31-Aug-19	650	60.1	18.1
1027	2	1 31-Aug-19	690	57.6	19.25
1048	2	1 31-Aug-19	715	61.2	16
1240	1	1 31-Aug-19	780	62.1	18.2
1387	1	1 31-Aug-19	710	60.4	17.5
537	1	1 01-Sep-19	700	61.1	16.65
889	2	1 01-Sep-19	705	58.3	17.5
1023	2	1 01-Sep-19	660	58.7	17
1025	1	1 01-Sep-19	710	61.2	18.2
1029	2	1 01-Sep-19	690	60.4	17.6
1197	1	1 01-Sep-19	570	57.2	15.95
1198	1	1 01-Sep-19	650	56.9	16.45
1241	1	1 01-Sep-19	780	60	17.4
1245	2	1 01-Sep-19	590	60.1	17.2
1249	1	1 01-Sep-19	710	60	16.7
1321	1	1 01-Sep-19	700	58.2	16.76
1345	2	1 01-Sep-19	630	59.7	17.3
1369	2	1 01-Sep-19	660	61.5	16.8
1370	2	1 01-Sep-19	620	58	16.2
1552	1	1 01-Sep-19	730	60	18.65
1558	2	1 01-Sep-19	235	56.1	11.3
1235	2	1 02-Sep-19	640	60.8	16.6
1472	2	1 02-Sep-19	680	60	16.7
721	2	1 04-Sep-19	670	61	16.8
912	1	1 04-Sep-19	700	62.2	16.3
992	1	1 04-Sep-19	560	60.9	17.45
993	2	1 04-Sep-19	680	64.1	16.4
1293	2	1 04-Sep-19	610	57.7	16.3
1296	2	1 04-Sep-19	560	59.6	15.45
1304	2	1 04-Sep-19	580	56.2	15.25
1328	2	1 04-Sep-19	620	58.5	16
1448	2	1 04-Sep-19	395	60.4	13.2
1457	2	1 04-Sep-19	340	58.2	12.86
1463	2	1 04-Sep-19	630	62.7	15.5
1470	1	1 04-Sep-19	680	64.8	16.8

1468	1	1 05-Sep-19	705	63.1	16.2
827	2	1 07-Sep-19	700	60.4	15.6
919	2	1 07-Sep-19	590	57.4	15.75
1374	2	1 07-Sep-19	600	56.6	17.75
635	2	1 17-Sep-19	695	61.4	17.3
1023	2	1 17-Sep-19	665	59.3	16.9
1027	2	1 17-Sep-19	675	61.7	16
1029	2	1 17-Sep-19	670	61.6	16.4
1048	2	1 17-Sep-19	650	60	17.25
1245	2	1 17-Sep-19	585	60.7	16.4
1249	1	1 17-Sep-19	715	59.6	17.8
1321	1	1 17-Sep-19	680	59.8	16.06
1345	2	1 17-Sep-19	660	56.5	17.25
1369	2	1 17-Sep-19	665	62.2	17.66
1370	2	1 17-Sep-19	625	58	16.6
1216	1	1 18-Sep-19	710	59.6	16
1235	2	1 18-Sep-19	665	61.4	15.8
721	2	1 19-Sep-19	590	60.3	18.45
992	1	1 19-Sep-19	715	60.1	16.4
993	2	1 19-Sep-19	660	64	16.1
1155	2	1 19-Sep-19	600	61.7	16.3
1296	2	1 19-Sep-19	560	59.5	15.3
1293	2	1 20-Sep-19	610		
827	2	1 21-Sep-19	700	59.4	16.4
919	2	1 21-Sep-19	660	58.4	16.6
1161	2	1 22-Sep-19	610	58.8	16.7
1170	2	1 22-Sep-19	670	58.8	16
1359	1	1 22-Sep-19	640	58.5	18.35
1167	1	1 23-Sep-19	765	61.5	17.4
989	2	1 24-Sep-19	650	62.8	17.1
1338	2	1 24-Sep-19	620	59.1	16.95
1330	2	1 25-Sep-19	550	58.4	15.7
1046	2	1 27-Sep-19	600	58.6	16.2
1035	1	1 28-Sep-19	705	58.9	17.6
1261	1	1 28-Sep-19	680	59.1	17
837	1	1 29-Sep-19	740	59.1	18
889	2	1 30-Sep-19	790	58.3	17.7
963	2	1 30-Sep-19	710	61.3	18.65
1023	2	1 30-Sep-19	660	59.9	16.8
1025	1	1 30-Sep-19	740	60.2	17.5
1027	2	1 30-Sep-19	540	60.9	16.95
1029	2	1 30-Sep-19	710	61.9	17.8
1048	2	1 30-Sep-19	630	61.8	16.6
1245	2	1 30-Sep-19	585	60.5	16.1
1249	1	1 30-Sep-19	710	59.8	17.4
1321	1	1 30-Sep-19	700	60.3	17.95
1345	2	1 30-Sep-19	600	58.9	17.65
1370	2	1 30-Sep-19	530	57.8	16.6
1393	1	1 30-Sep-19	695	61.7	17.4
1562	2	1 30-Sep-19	670	60	16.5
635	2	1 01-Oct-19	720	59.7	16.95
933	2	1 01-Oct-19	660	59.3	17
1332	2	1 01-Oct-19	680	56.7	16.85
1369	2	1 01-Oct-19	640	60.2	18.25
1390	2	1 01-Oct-19	570	55.9	16.35
721	2	1 02-Oct-19	580	59.4	18.4

989	2	1	02-Oct-19	650	61	16.5
992	1	1	02-Oct-19	710	61.7	17
993	2	1	02-Oct-19	720	63.1	16.5
1213	1	1	02-Oct-19	700	61.5	16.9
1296	2	1	02-Oct-19	570	59.3	15.9
774	1	1	05-Oct-19	745	59.8	17
1414	1	1	05-Oct-19	690	62.5	15.5
1196	2	1	06-Oct-19	640	57.2	16.8
590	1	1	09-Oct-19	720	61.2	16.4
1424	2	1	09-Oct-19	540	55.8	16.45
1429	2	1	09-Oct-19	580	57.7	14.6
821	2	1	10-Oct-19	640	60.8	18.1
1472	2	1	10-Oct-19	590	58.7	16.85