

What is food-to-food fortification? A working definition and framework for evaluation of efficiency and implementation of best practices

Johanita Kruger¹  | John R. N. Taylor²  | Mario G. Ferruzzi³  | Hawi Debelo³

¹ Institute of Nutritional Sciences, University of Hohenheim, Stuttgart, Germany

² Department of Consumer and Food Sciences and Institute for Food, Nutrition and Well-being, University of Pretoria, Pretoria, South Africa

³ Plants for Human Health Institute, North Carolina State University, Kannapolis, North Carolina

Correspondence

Johanita Kruger, Institute of Nutritional Sciences, University of Hohenheim, Garbenstraße 28, 70599 Stuttgart, Germany. Email: johanita.kruger@nutres.de

Funding information

United States Agency for International Development, Grant/Award Number: FPLAID-0AA-L-14-00003

Abstract

Food-to-food fortification (FtFF) is an emerging food-based strategy that can complement current strategies in the ongoing fight against micronutrient deficiencies, but it has not been defined or characterized. This review has proposed a working definition of FtFF. Comparison with other main food-based strategies clearly differentiates FtFF as an emerging strategy with the potential to address multiple micronutrient deficiencies simultaneously, with little dietary change required by consumers. A review of literature revealed that despite the limited number of studies (in vitro and in vivo), the diversity of food-based fortificants investigated and some contradictory data, there are promising fortificants, which have the potential to improve the amount of bioavailable iron, zinc, and provitamin A from starchy staple foods. These fortificants are typically fruits and vegetables, with high mineral as well as ascorbic acid and β -carotene contents. However, as the observed improvements in micronutrient bioavailability and status are relatively small, measuring the positive outcomes is more likely to be impactful only if the FtFF products are consumed as regular staples. Considering best practices in implementation of FtFF, raw material authentication and ingredient documentation are critical, especially as the contents of target micronutrients and bioavailability modulators as well as the microbiological quality of the plant-based fortificants can vary substantially. Also, as there are only few developed supply chains for plant-based fortificants, procurement of consistent materials may be problematic. This, however, provides the opportunity for value chain development, which can contribute towards the economic growth of communities, or hybrid approaches that leverage traditional premixes to standardize product micronutrient content.

KEYWORDS

β -carotene, essential minerals, hidden hunger, iron, micronutrient malnutrition, staple food, vitamin A, zinc

This is an open access article under the terms of the [Creative Commons Attribution](https://creativecommons.org/licenses/by/4.0/) License, which permits use, distribution and reproduction in any medium, provided the original work is properly cited.

© 2020 The Authors. *Comprehensive Reviews in Food Science and Food Safety* published by Wiley Periodicals LLC on behalf of Institute of Food Technologists

1 | INTRODUCTION

While substantial reductions in the worldwide prevalence of undernourishment (the percentage of the population without regular access to adequate calories) were made over the period 2005 to 2015, since 2015 there has been no real improvement, and the number of hungry people in fact increased to 822 million from 785 million in 2015 (FAO, IFAD, UNICEF, WFP, and WHO, 2019). The 2019 global hunger score was 20, with average scores as high as 29 for south Asia and 28 for sub-Saharan Africa (von Grebmer et al., 2019). Globally, there are 151 million stunted and 51 million wasted children (Development Initiatives, 2018), and most countries (88%) experience more than one form of malnutrition (double burden of malnutrition), based on childhood stunting (>20%), anemia in women of reproductive age (>20%), and overweight in adult women (>35%).

While the practice of compositing/blending of foods has been applied for centuries at a household level to enrich grain foods with key macronutrients, food-to-food fortification (FtFF) is now viewed as an emerging strategy which can complement current strategies in the fight against micronutrient deficiencies. In this context, FtFF is where micronutrient-dense foods are added to food recipes (household level) and importantly also food formulations at a commercial level to increase their micronutrient quality. It is a component of food-based strategies, which promote the production, access, and intake of micronutrient-rich foods with the aim of enhancing the content and/or bioavailability of target nutrients, especially micronutrients (Ruel, 2001). The most commonly implemented food-based strategies are conventional fortification, biofortification, and dietary diversification/modification. Food-based strategies such as biofortification, dietary diversification, and FtFF that encourage the utilization of local resources are increasingly being recognized as sustainable, as they promote self-reliance and create market opportunities for locally produced foods, thereby also contributing to economic growth (Burchi, Fanzo, & Frison, 2011).

The term FtFF has been used in numerous peer-reviewed publications, and the concept is currently in the process of being implemented by the Kenyan government (Farm Concern International and Kenyan Government, 2018). In a recent review, Chadare et al. (2019) described FtFF as an additional strategy to address the challenges and limitations of conventional food fortification. However, despite the term FtFF being in widespread use, to date a clear definition does not exist. This has resulted in a range of approaches involving differing techniques and objectives all being categorized as “FtFF.” Another problem is the absence of an in-depth evaluation of the effectiveness of the strategy in increasing micronutrient bioavailability, status as well as growth, development, and

long-term health. Chadare et al. (2019) laid the groundwork for this by evaluating the effect of FtFF on macro- and micronutrient contents and sensory acceptability of food products.

With this in mind, the most critical questions to be asked are: what is FtFF? Is FtFF really an emerging food-based strategy in its own right, or would it fall under already existing strategies? Is there any evidence that FtFF is effective in improving micronutrient bioavailability or status? What is the best approach to develop and implement a FtFF solution? To answer these questions, this review will first evaluate the use of the term FtFF to date and then propose a working definition for further discussion within the scientific community. As defined in this review, FtFF will be compared to the main food-based strategies to determine if it really is an emerging strategy. Published research on the efficiency of FtFF in improving the iron, zinc, and vitamin A (including provitamin A) quality from starchy staple-based home recipes and commercial-type food formulations will be evaluated. The review will be limited to iron, zinc, and vitamin A and starchy staple food products, as deficiencies of these micronutrients are most prevalent (FAO et al., 2019), especially in the developing world, and the potential impact from food-to-food fortified staples are the highest (FAO/WHO, 2006). Lastly, from the literature and current experience from the USAID Feed the Future Innovation Lab for Food Processing and Post-harvest Handling (<https://ag.purdue.edu/food-processing-innovation-lab/>) a “best practice” approach to FtFF with plant-based fortificants will be described. Here the review will focus specifically on plant-based fortificants in the context of the developing world, with focus on sub-Saharan Africa.

2 | THE USE OF THE TERM FtFF AND A PROPOSED DEFINITION

More than 50 documents that use the term FtFF were found, including original research articles, review articles, and institutional documents. The term “food-to-food fortification” was searched in Google Scholar, Pubmed, and Science Direct. and all original descriptions of the term which included two or more characteristics were evaluated, totaling 43 descriptions of FtFF (Supplementary Table S1).

The first published use of the term FtFF seems to have been by Underwood (1998), in a background paper in the “Prevention of Micronutrient Deficiencies: Tools for Policymakers and Public Health Workers” policy document (Horwitz et al., 1998). In this document on approaches to prevent or correct vitamin A deficiency, FtFF was described as the opportunity to maximize the potential for vitamin A retention in traditionally preserved vitamin A-rich products, which could then be used to fortify the

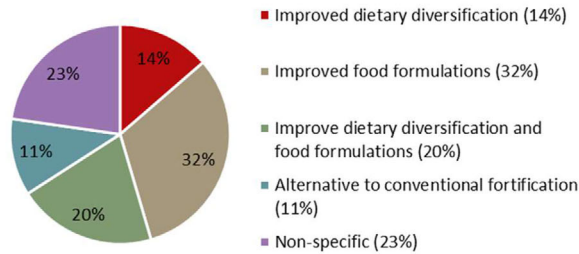
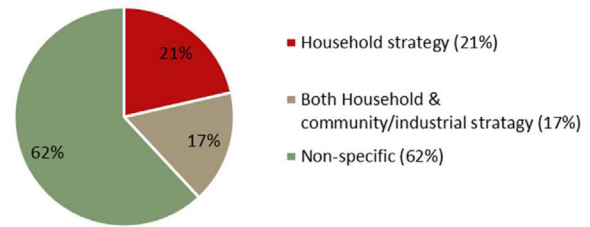
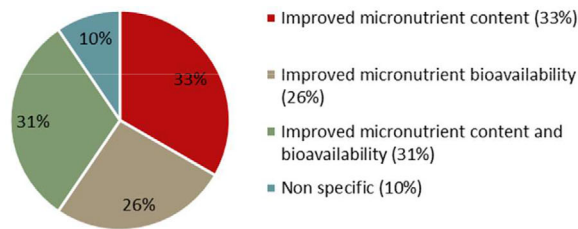
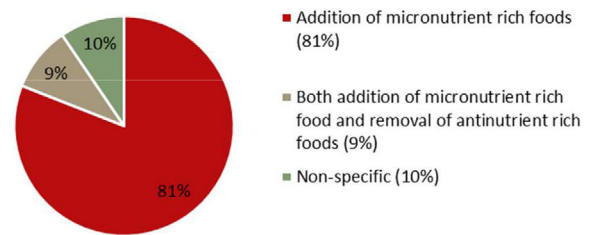
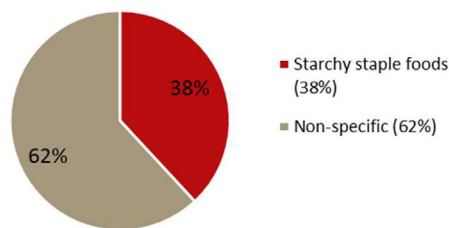
a Type of strategy**b Level at which FtFF is applied****c Objective of FtFF****d Technique of FtFF****e Vehicle of FtFF**

FIGURE 1 A summary of the major differences in the published descriptions of FtFF (based on 41 published articles, which described FtFF; see Supplementary Table 1 for citations)

vitamin A-poor diet during out of season periods. The example given was “mixing of staple foodstuffs—for example, mango with gruel—at the household level to enrich nutrient content” (Horwitz et al., 1998). Two recent published descriptions of the term were by Chadare et al. (2019) as “an approach that uses an interesting (contain useful amounts of micronutrients), available, and accessible local resource (plant or animal) to fortify another food” and by Kruger (2020) as “nutritionally enhanced staple food products produced through food-to-food fortification with micronutrient-dense fruit and vegetables.” Furthermore, in the 20 years between the first and the most recent descriptions, there have been various different and sometimes contradictory descriptions and uses of the term FtFF.

The main differences in the descriptions can be summarized as follows (Figure 1):

- Type of strategy within which FtFF is placed: some describe it as synonymous with dietary diversification,

others as a replacement for conventional fortification, and yet others as a method to improve existing and/or new food recipes/product formulation, or combinations of these.

- Level at which FtFF is applied: restricted to household level or at both household and community/commercial level.
- Objective of FtFF: to increase the nutrient content and/or nutrient bioavailability of foods.
- Technique of FtFF: involving only the addition of nutritious foods or also the removal of foods high in nutrient bioavailability inhibitors
- Vehicle for FtFF: some articles specify appropriate food vehicles for FtFF.

The first point on which all descriptions of FtFF are in agreement with is that this strategy focuses on leveraging nutrient-dense foods to improve the nutrient status of populations. The second is that the aim of FtFF is to

improve the micronutrient quality of the food. In fact, only one paper specifies that FtFF should be used to improve both the micro- and macronutrient value of food products (Tenagashaw et al., 2017).

The majority of the literature reviewed (52%) describes the FtFF strategy as one that seeks to improve the nutritional quality of existing and new food recipes/product formulations (Figure 1). Eighty-one percent propose that this should be done through the addition of nutrient-dense foods, while only 9% also propose the removal of foods high in antinutrients. Twenty-one and 17% of the descriptions indicate that FtFF should be applied at household or household and community/industry level, respectively, while the majority of the descriptions did not specify (62%). Over half of the descriptions (57%) include improved micronutrient bioavailability as the main objective of FtFF, while only 33% of the descriptions limit it to improving only micronutrient content. Only 38% of the descriptions of FtFF specify the type food vehicle to be used and all of these specified starchy staple food products.

On the basis of the most common characteristics in these previous descriptions, FtFF can be defined as *the addition of micronutrient-dense food/s to a recipe (household level) or food formulation (food industry level), or the replacement of micronutrient-poor/antinutrient-rich ingredients, to substantially increase the amount of bioavailable micronutrient/s, with the aim of improving the micronutrient status of populations where the intake of bioavailable micronutrients is inadequate.*

3 | COMPARISON OF FtFF WITH OTHER FOOD-BASED STRATEGIES

With a working definition, the question is whether FtFF truly is an emerging strategy, or if it falls under another main food-based strategy. This can now be addressed by comparing FtFF with common definitions of biofortification, conventional fortification, and dietary diversification. While the different food-based strategies, including FtFF, have their own strengths and weaknesses, some of which will be highlighted in the text, FtFF should not be viewed as a replacement of any of the strategies, but rather as an additional tool to combat micronutrient deficiencies which can complement the existing strategies.

First, it is important to clearly differentiate between FtFF and food compositing/blending. As mentioned earlier, while these strategies can be viewed as similar, the primary aim of compositing or blending (commonly of cereals and pulses (e.g., corn (maize)–soy blends)), is to improve the protein quality (Fleige et al., 2010). Secondly, FtFF as a food-based strategy, has only recently become applica-

ble due to increased scientific knowledge of nutritional composition and compound interactions affecting nutrient bioavailability. This makes it possible to elevate a concept such as food compositing/blending from a household method, to a strategy which has the potential to be standardized, safe, and effective on a commercial scale.

3.1 | Biofortification

The WHO defines biofortification as “the practice of deliberately increasing the content of an essential micronutrient, that is, vitamins and minerals (including trace elements) in a food crop through agronomic practices, conventional plant breeding, or modern biotechnology, so as to improve the nutritional quality of the food supply and provide a public health benefit with minimal risk to health” (WHO, 2019). The preliminary proposed definition by the CODEX Alimentarius Commission also specifies that biofortification can be focused on increased nutrient bioavailability and not necessarily just increased content (Codex, FAO & WHO, 2018). The different biofortification techniques (agronomic, conventional plant breeding, and transgenic techniques) have been reviewed elsewhere (Sharma, Aggarwal, & Kaur, 2017).

While both the biofortification and FtFF strategies require little changes to be made in the dietary habits of consumers, they do differ in development and implementation. The process of developing a biofortified crop through breeding (both conventional and through modern biotechnology) is time consuming and can take several years before it is made available to farmers and the public (Miller & Welch, 2013). The application of conventional breeding can be limited as it depends on the preexisting genetic variation within the plant as in the case of provitamin A in rice (Listman et al., 2019). Agronomic biofortification focuses on increasing the mineral concentration of plants through the supplementation of fertilizers and/or enhancing the solubility/mobility of soil minerals (Garg et al., 2018), but the application of this technique becomes challenging, when targeting micronutrients that are synthesized by the plant such as provitamin A carotenoids. Transgenic techniques, in addition to increasing the levels of multiple micronutrient levels, have also been leveraged to improve micronutrient bioavailability by increasing the activity of enzymes that can eliminate known inhibitors and/or silencing genes that promote their expression (Bhati et al., 2016). FtFF provides the option of easily increasing the content of multiple micronutrients in a staple food product, using a shorter development window as it is based on identification of local micronutrient-rich materials and is formulation based. Further, FtFF is met with fewer regulatory

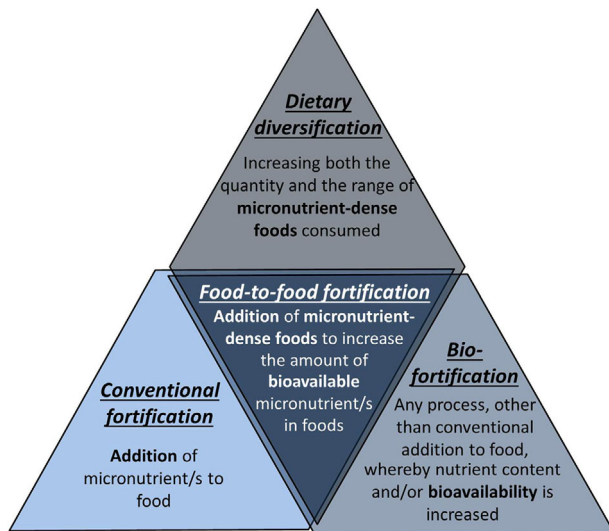


FIGURE 2 The relationship of FtFF to the objectives of the main food-based strategies (modified from Kruger, 2020)

challenges than transgenic biofortification and through use of local plants can be formulated to be well suited to consumer acceptance. Biofortification, however, has the advantage of a one-time investment with minimal cost to the target consumer. Comparatively, FtFF is reliant on the availability and price of the food fortificants, and therefore, includes a recurring cost of materials and the need to formulate more complex foods (see the section 10.1 Costs versus benefits).

Hence, FtFF is similar to biofortification as both strategies aim to improve the content and bioavailability of micronutrients (Figure 2). These strategies, however, differ fundamentally in that the technique is to increase micronutrient levels in food through formulation and during food preparation or processing, rather than by increasing plant micronutrient accumulation by genetic or agronomic factors. These strategies are however complementary, where biofortified crops, for example, orange-fleshed sweet potato (OFSP), can be used to fortify cereal products with micronutrients (provitamin A).

3.2 | Conventional fortification

The 1987 Codex General Principles for the Addition of Essential Nutrients to Foods (Codex Alimentarius Commission, 1987) define fortification/enrichment as “the addition of one or more essential nutrients to a food whether or not it is normally contained in the food, for the purpose of preventing or correcting a demonstrated deficiency of one or more nutrients in the population or specific population groups.”

FtFF is similar to conventional fortification in that both can be applied at point of use (household FtFF / micronu-

trient powders) and commercially. Two challenges with commercial conventional fortification highlighted in the FAO/WHO guidelines are the homogeneous distribution of the fortificant in the target food and evaluation of compliance, especially in regions where the production of staple food vehicles is carried out in locally established smaller enterprises instead of large industrial enterprises (FAO/WHO, 2006). As the amount of fortificant used in FtFF is greater (1 to 50%) (Chadare et al., 2019), it is practically easier to ensure homogeneous distribution of the nutrient dense fortificant within the food without the need for specialized dosing equipment (see the section 10.1 Costs versus benefits). Point of use fortification (e.g., home or school fortification) with micronutrient powders and micronutrient-dense foods circumvents many of the challenges of commercial fortification. Importantly, both fortification strategies are possible where households produce their own staple crop and do not benefit from commercial fortification. However, point of use fortification with micronutrient powders should go hand in hand with end user education to minimize the risk of high intake of nutrients especially vitamin A (WHO, 2016a).

However, compared to conventional fortification, the higher levels of food fortificants used may also cause significant changes in the sensory properties, which on the one hand make it easier to track fortification compliance but, on the other hand could also result in consumer acceptability issues. Another substantial benefit of FtFF, compared to conventional fortification, is that even if a fortificant is added to target specific micronutrient/s, it would also provide additional nutrients present in the plant fortificant (e.g., protein, other vitamins, and minerals or bioactive compounds), a strength it shares with dietary diversification.

Both FtFF and conventional fortification increase the micronutrient contents of formulated foods through the addition of micronutrients (Figure 2). However, FtFF differs fundamentally from conventional fortification in an approach in that the objective is to increase both micronutrient content and bioavailability in foods through addition/replacement of food ingredients, rather than increasing the content through addition of individual micronutrients/micronutrient mixes. However, the two strategies are highly complementary. In any particular food recipe or product formulation, the micronutrients could be provided by FtFF or conventional fortification or a combination of the two, a hybrid-type approach. This would depend on factors such the level of a particular micronutrient required, the availability, and cost of the food fortificant or micronutrient, consumer preferences, governmental policies, and a food company's marketing.

3.3 | Dietary diversification

The WHO defines dietary diversification as increasing both the quantity and the range of micronutrient-rich foods consumed through diet selection and through traditional food preservation and processing methods (FAO/WHO, 2006). Dietary diversification has to be continuously supported, more so than with FtFF and conventional fortification, with nutrition education and dietary pattern assessments. Also, importantly, the success of dietary diversification depends on the availability of foods and the household's purchasing ability of a wide variety of food groups, including animal-based foods, in adequate amounts (Nair, Augustine, & Konapur, 2016). While FtFF could also increase the cost of the staple food, it should be focused on locally available and affordable micronutrient-rich plant foods, the cultivation of which would contribute to the economic growth of communities.

Both dietary diversification and FtFF increase the consumption of micronutrient-dense foods (Figure 2). However, FtFF differs from dietary diversification in that the objective is to improve the content and bioavailability of specific nutrient/s by using the technique of improving the food recipe/formulation, rather than to generally increase the diversity of food groups included in the diet (FAO/WHO, 2006). Having said that, all food-based strategies, including biofortification and conventional fortification, could be categorized under the broad description of dietary diversification. The techniques of these strategies, and we also propose FtFF, are, however, unique enough that they are classified as additional strategies to dietary diversification.

The above comparisons make it clear that while there are similarities in the objectives of the various food-based strategies, FtFF is in fact an emerging strategy with a technique used, not fully addressed by any of the current major strategies (Figure 2). In theory, FtFF has the capacity to improve the nutrient intake and absorption of multiple target micronutrients and then still provide more additional nutrients which are present in the plant fortificant. But are there any data available that support the efficiency of this strategy?

4 | EVALUATION OF THE EFFICIENCY OF FtFF IN IMPROVING THE IRON, ZINC, AND VITAMIN A CONTENT AND BIOAVAILABILITY FROM STARCHY STAPLE FOODS

Iron, zinc, and vitamin A studies have been conducted using preclinical models including *in vitro* digestion and

Caco-2 cell models to assess bioaccessibility and intestinal transport, animal bioavailability, and status studies and ultimately human clinical evaluation (see search criteria in Supplementary Figure 1). Where iron and zinc are concerned, the majority of the available data are currently derived from *in vitro* studies, whereas the majority of the available data on provitamin A fortification are derived from *in vivo* studies. Concerning the designs of the studies, in the Caco-2 and *in vitro* digestion studies, the food-based fortificants were mostly added to the starchy staple foods after processing. Studies designed in this way can in effect be considered either as FtFF or as dietary diversification, that is with the fortificant added to a dish (recipe/formulation) or as a side dish in the meal, respectively.

As summarized in Tables 1 to 4, a wide range of food-based fortificants have been investigated with the aim of improving the iron, zinc, and provitamin A contents and bioavailability from starchy staple foods. The main food groups investigated as single fortificants include other starchy foods, green leafy vegetables, other vegetables, fruits, flowers, nuts and oils, and animal products. While there are various studies where multiple food-based fortificants were included in a food product, these studies were not presented in the tables as it is difficult to isolate the effect of each fortificant. Selected examples of such studies are discussed in the following sections of the review.

4.1 | Iron and zinc

In an effort to improve the iron and zinc contents and/or bioavailability of starchy staple foods with other micronutrient-rich starchy foods, the level of fortification has been high, at 30 to 50% (Table 1). An acute iron bioavailability study in adults, which involved grain amaranth fortification of sorghum porridge (Macharia-Mutie et al., 2012), and an intervention study of primary school-aged children, using cowpea-fortified wheat biscuits (Ayogu & Onah, 2018), did not clearly indicate improvement in iron bioavailability (Table 2). The lack of improvement in mineral bioavailability by fortification with a pseudocereal and legume is perhaps not surprising as they both have high contents of phytate, which inhibits the absorption of dietary minerals such as zinc, iron, calcium, magnesium, manganese, and copper through the formation of insoluble complexes (Kumar, Sinha, Makkar, & Becker, 2010).

With OFSP as a fortificant of sorghum products, two related rodent studies gave apparently contradictory results. In one study with Wistar rats, there was more than a doubling in hemoglobin maintenance, attributed to the β -carotene in the OFSP, which, by forming soluble complexes with iron, may counteract the inhibitory effect

TABLE 1 The effects of individual food fortificants on the iron and zinc, bioavailability inhibitor, and enhancer contents of cereal-based products, as well as *in vitro* iron and zinc bioavailability

Food groups	Food fortificant	Food product	Level of fortification ^a	Contents of minerals and bioavailability modulators in food fortificants (mg/100 g, db) [change in content of food product after FtFE, %]			Bioaccessibility - In vitro digestion followed by a dialysability assay (**except where otherwise stated)			Reference
				Iron	Zinc	Bioavailability inhibitors	Bioavailability enhancers	Outcome - iron	Outcome - zinc	
Starchy foods	<i>Ipomoea batatas</i> (orange-fleshed sweet potato, tuber)	Various cereal porridges ^b and separately cooked OFSP	50%	2.2	0.89	Phytate: 353 Total phenolics: 692 Tannins: 133	Beta-carotene: 27.3	On average, there was no significant change in the percentage and amount of bioaccessible iron	On average, the percentage and amount of bioaccessible zinc increased by 96 and 12%, respectively	Kruger et al. (2018)
				3.3	2.2	Phytate: 203, Total phenolics: 869, Tannins: ND	**Caco-2 cellular uptake study	**Caco-2 cellular uptake study		
Green leafy vegetables	<i>Vigna unguiculata</i> L. (cowpea, grain legume)	Ready-to-eat sorghum porridge and separately dry cooked cowpea	30%	5.0	2.8	Phytate: 1210 [34%]		There was no significant change in percentage or amount of bioaccessible iron.	The percentage and amount of bioaccessible zinc was decreased by 64 and 33%, respectively	Vilakati, Taylor, MacIntyre, and Kruger (2016)
				14.6	6.9	Phytate: 721 Total phenolics: 5,295 Tannins: 1.021	Beta-carotene: 25.3	On average, the percentage iron bioaccessibility was decreased by 180%, but amount of bioaccessible iron was not significantly affected	On average, the percentage and amount of bioaccessible zinc was increased by 97 and 226%, respectively	

(Continues)

TABLE 1 (Continued)

		Contents of minerals and bioavailability modulators in Bioaccessibility - In vitro digestion food fortificants (mg/100 g, db) [change in content of food product after FtFE, %]						
Food groups	Food fortificant	Food product	Level of fortification ^a	Bioavailability inhibitors	Bioavailability enhancers	Outcome - iron	Outcome - zinc	Reference
		Conventionally fortified maize porridges ^b and separately cooked leaves	40%	Phytate: 631 Total phenolics: 5,187 Tannins: 851		**Caco-2 cellular uptake study On average, the percentage iron bioaccessibility was not changed but the amount of bioaccessible iron increased by 519%	**Caco-2 cellular uptake study On average, the percentage zinc bioaccessibility was not changed but the amount of bioaccessible zinc increased by 295%	Kruger (2020)
<i>Moringa oleifera</i> (moringa, leaves)		Pearl millet porridge and raw dry powder	15%		Ascorbic acid: 10 [increased from 0 to 1 mg/100 g], Citric acid: 2,017 [162%], Tartaric acid: 228 [-9%], Malic acid: 0 [-13%]	There was no significant change in the percentage or amount of bioaccessible iron	The percentage and amount of bioaccessible zinc was decreased by 22 and 24%, respectively	Oluyimika et al. (2019)
		Pearl millet porridge and raw dry leaf powder	10 to 30%	Phytate: 829 Tannins: ND, Total phenolics: 4,655	Organic acids: 2,255	At lower fortification rates (10%), percentage and amounts of bioaccessible iron were increased by 56 and 149%, but at higher rates (30%) percentage and amounts of bioaccessible iron were decreased by 45% and increased by 54%, respectively	At lower fortification rates (10%), percentage and amounts of bioaccessible zinc were increased by 66 and 135%, but at higher rates (30%) percentage and amounts of bioaccessible zinc were decreased by 17% and unchanged, respectively	van der Merwe et al. (2019)

(Continues)

TABLE 1 (Continued)

Contents of minerals and bioavailability modulators in food fortificants (mg/100 g, db) [change in content of food product after FtFE, %]									
Food groups	Food fortificant	Food product	Level of fortification ^a	Iron	Zinc	Bioavailability enhancers Bioavailability inhibitors			
Bioaccessibility - In vitro digestion followed by a dialysability assay (**except where otherwise stated)									
				Outcome - iron	Outcome - zinc	Reference			
Other vegetables	<i>Allium sativum</i> (garlic, bulb)	Various cereals ^b and garlic (raw and cooked together)	5 to 10%	Iron	Zinc	Bioavailability enhancers	Iron bioaccessibility on average increased between 7 and 16%	Zinc bioaccessibility on average increased between 34 and 41%	Gautam et al. (2010)
							Iron bioaccessibility on average increased between 15 and 23%	Zinc bioaccessibility on average increased between 4 and 8%	
							Iron bioaccessibility on average increased between 28 and 45%	Zinc bioaccessibility on average increased between 24 and 33%	
	<i>Allium cepa</i> (onion, bulb)	Various cereals ^b and onion (raw and cooked together)	5 to 10%	Iron	Zinc	Bioavailability enhancers	Iron bioaccessibility on average increased between 19 and 25%	Zinc bioaccessibility on average increased between 20 and 23%	
							Iron bioaccessibility on average increased between 15 and 23%	Zinc bioaccessibility on average increased between 24 and 33%	
							Iron bioaccessibility on average increased between 19 and 25%	Zinc bioaccessibility on average increased between 20 and 23%	
Fruits	<i>Adansonia digitata</i> (baobab, fruit flesh)	Various fermented raw cereal flours ^b and raw baobab fruit pulp	10%	[-2%]	[-21%]	Phytate: [-57%] Tannins: [193%], Soluble phenolics: [148%] Bound phenolics: [74%]	Increased percentage of bioaccessible iron on average by 78%	Increased percentage of bioaccessible zinc on average by 73%	Gabaza et al. (2018)
							Increased percentage of bioaccessible iron on average by 78%	Increased percentage of bioaccessible zinc on average by 73%	
		Pearl millet porridge and raw dried baobab pulp	15%	3.7 [-4%]	0.9 [-5%]	Ascorbic acid: 140 [increased from 0 to 18 mg/100 g], Citric acid: 3,345 [278%], Tartaric acid: ND [-13%], Malic acid: 210 [1%]	There was no significant change in percentage or amount of bioaccessible iron was increased by 36 and 30%, respectively	There was no significant change in percentage or amount of bioaccessible zinc	Oluyimika et al. (2019)

(Continues)

TABLE 1 (Continued)

Contents of minerals and bioavailability modulators in Bioaccessibility - In vitro digestion food fortificants (mg/100 g, db) [change in content of food product after FtFF, %] (**except where otherwise stated)							
Food groups	Food fortificant	Food product	Level of fortification ^a	Bioavailability inhibitors	Bioavailability enhancers	Reference	
			Iron	Zinc	Outcome - iron	Outcome - zinc	
		Pearl millet porridge and raw dried baobab pulp	13.8 [14 to 41%]	1.2 [4 to 10%]	Organic acids: 3,695 Phytate: 321 Tannins: 2,286 Total phenolics: 2,255	At lower fortification rates (10%), percentage and amounts of bioaccessible iron were increased by 99 and 170%, but at higher rates (30%) percentage and amounts of bioaccessible zinc were increased by 115 and 257%, respectively	van der Merwe et al. (2019)
Flowers	<i>Hibiscus sabdariffa</i> (rosella calyx)	Pearl millet porridge and raw dry calyx powder	47.1 [47 to 140%]	2.7 [8 to 22%]	Phytate: 4,833 Tannins - ND Total phenolics: 3,451	Organic acids: 2,420 At lower fortification rates (10%), percentage and amounts of bioaccessible iron were increased by 42 and 107%, but at higher rates (30%) percentage and amounts of bioaccessible zinc were increased by 44 and 106%, but at higher rates (30%) percentage and amounts of bioaccessible zinc were increased by 55 and 269%, respectively	van der Merwe et al. (2019)
Animal products	<i>Gonimbrasia belina</i> (mopani worms, larvae)	Various fermented raw cereal flours ^b and dried Mopani worm powder	[56%]	[160%]	Phytate: [-54%] Tannins: [-63%] Soluble phenolics: [55%] Bound phenolics: [83%]	Increased percentage of bioaccessible iron by 52% Decreased percentage of bioaccessible zinc by 40%	Gabaza et al. (2018)

[]: Values in square brackets are percentage change in iron, zinc, and bioavailability inhibitor or enhancer contents due to FtFF.

ND: Not detected.

^a Percentage of replacement of starchy staple ingredient, db.

^b Mean effect of fortification on the various cereal/legume products reported.

TABLE 2 The effects of individual food fortificants on the iron and zinc, bioavailability inhibitor, and enhancer contents of cereal-based products as well as *in vivo* iron and zinc bioavailability

Food groups	Food fortificant	Food product	Level of fortification ^a	Contents of minerals and bioavailability modulators in food fortificants (mg/100 g, db) [change in content of food product after FtFE, %]			Type of study	Outcome	Reference
				Iron	Zinc	Bioavailability enhancers			
Starchy foods	<i>Ipomoea batatas</i> . (OFSP, tuber)	Dry heated sorghum and raw dried OFSP	50%	[−4%]		Bioavailability enhancers	Iron depletion/repletion study with male Wistar rats	Increased the hemoglobin maintenance efficiency in rats by 125%	Gomes et al. (2017)
		Extruded sorghum and raw dried OFSP	50%	[−20%]			Iron depletion/repletion study with male Wistar rats	Did not affect the hemoglobin maintenance efficiency in rats	
		Biscuits made from extruded sorghum and raw dried OFSP	50%	[−30%]		Phytate: [−50%] Total phenolics: [14,456%]	Iron depletion/repletion study with male Wistar rats	The hemoglobin regeneration efficiency was decreased by 21%	Infante et al. (2017)
		Biscuits made from dry heated sorghum and raw dried OFSP	50%	[−22%]		Carotenoids: [increased from 0 to 28.1 mg/100 g] Phytate: [−50%] Total phenolics: [17,510%]	Iron repletion study with male Wistar rats	The hemoglobin regeneration efficiency was decreased by 3%	
	<i>Amaranthus</i> spp. (amaranth, pseudocereal grain)	Porridge made from maize and grain amaranth flour	70%				Acute human iron bioavailability study (stable isotope)	No significant change in hemoglobin, ferritin, or soluble transferrin receptor concentrations in iron deficient or noniron deficient adults compared to the control	Macharia-Mutie et al. (2012)

(Continues)

TABLE 2 (Continued)

Food groups	Food fortificant	Food product	Level of fortification ^a	Contents of minerals and bioavailability modulators in food fortificants (mg/100 g, db) [change in content of food product after FtFE, %]		Iron and zinc bioavailability (animal and human studies)		Reference
				Iron	Zinc	Bioavailability inhibitors	Bioavailability enhancers	
	<i>Vigna unguiculat.</i> (cowpea, grain legume)	Biscuits made from wheat cowpea grain flour	40%	[-60%] [44%]	Ascorbic acid - [-24%]	Randomized, Single-blind controlled trial in primary school children	After 4 weeks of biscuit consumption, the hemoglobin and serum ferritin of the intervention group who consumed the cowpea fortified biscuit was increased by 15.5 and 28.3% compared to the control group at 5.0 and 16.4%, respectively There was no significant change in the serum zinc	Ayogu and Onah (2018)
Other vegetables	<i>Lentinula edodes</i> (shiitaki mushrooms)	Biscuits made from maize) and dried shitaki mushroom powder	10 to 20%	[3 to 7%]		Iron regeneration efficacy method in female Wistar rats	At 10% fortification, there was no significant difference in the hemoglobin, serum, or kidney iron concentration. Liver iron concentration was reduced by 30%. At 20% fortification, there was no significant difference in the hemoglobin, serum, liver, or kidney iron concentration	Regula et al. (2010)

[]: Values in square brackets are percentage change in iron, zinc, and bioavailability inhibitor or enhancer contents due to FtFE. OFSP: Orange-fleshed sweet potato.

^a Percentage of replacement of starchy staple ingredient, db.

TABLE 3 The effects of individual food fortificants on the provitamin A, bioavailability inhibitor, and enhancer contents of cereal-based products as well as *in vitro* provitamin A bioavailability

Food groups	Food fortificant	Food product	Level of fortification ^a	Content of provitamin A carotenoids and bioavailability modulators in food fortificants in dry weight [change in contents due to FtFF, %]			Bioaccessibility: In vitro digestion model	Reference
				Vitamin A or provitamin A content	Bioavailability inhibitors	Bioavailability enhancers		
Starchy foods	<i>Ipomoea batatas</i> (OFSP, tuber)	Various porridge (fermented and thick porridge) ^b and separately cooked OFSP	50%	27.3 mg/100 g	Iron: 2.2 mg/100 g	Fat: 10% (type of lipid source not specified)	As original product contained no β -carotene, bioaccessible	Kruger et al. (2018)
				β -carotene [increased from 0 to 13.7 mg/100 g]			β -carotene content was significantly increased to 0.55 mg/100 g	
		Porridge = maize + soybean + raw OFSP	30%	Porridge, chapatti, mandazis: 0.9, 3.2, 3.3 mg			Bioaccessibility of β -carotene was higher from chapatti (73%) and mandazi (49%) as compared to porridge or from boiled OFSP root (10%)	Bechoff et al. (2011)
				β -carotene/100 g, respectively				
		Porridge = maize + raw OFSP	50%	Porridge = 1.7 to 2.5 mg			Bioaccessibility of β -carotene was higher from chapatti (83%) as compared to porridge (65%)	Chilungo, Muzhingi, Truong, and Allen (2019)
				β -carotene/100 g				
		Chapatti = wheat + raw OFSP	50%	Chapatti = 1.6 to 5.1			Sunflower oil resulted in the highest bioaccessibility (percentage and amount of bioaccessible values) of β -carotene as compared to beef fat or margarine	(Continues)
				β -carotene/100 g				

TABLE 3 (Continued)

Food groups	Food fortificant	Food product	Level of fortification ^a	Content of provitamin A carotenoids and bioavailability modulators in food fortificants in dry weight [change in contents due to FtFF, %]			Bioaccessibility: In vitro digestion model		Reference
				Vitamin A or provitamin A content	Bioavailability inhibitors	Bioavailability enhancers	Outcome	Reference	
Green leafy vegetables	<i>Vigna unguiculata</i> (cowpea, leaves)	Various porridges (fermented and thick porridge) ^b and separately cooked cowpea	40%	25.3 mg/100 g β -carotene [increased from 0 to 10.1 mg/100 g]	Iron: 14.6 mg/100 g	Fat: 10% (type of lipid source not specified)	While the addition of cowpea increased the bioaccessible β -carotene content of the porridges from 0 to 0.19 mg/100 (on average), cowpea meals exhibited 2 to 4 times less bioaccessible β -carotene as compared to the OFSP containing porridges	Kruger et al. (2018)	
Other vegetables	<i>Daucus carota</i> (carrot, root)	Extruded together: Pearl millet porridge and solar dried carrot Dry blend: Pearl millet porridge and solar dried carrot	15%	77.5 mg/100 g of total provitamin A ^d [increased from 0 to 11.6 mg/100 g]		Sunflower oil: 5% of porridge	The bioaccessible content of β -carotene was increased to 283 μ g/100 g in the dry blend formulation The addition of other nutrient-dense plant materials (moringa and baobab) at 5% of the dry mix increased the stability of carotenoids during the extrusion process	Ndiaye et al. (2020)	

[]: Values in square brackets are percentage change in iron, zinc, and bioavailability inhibitor or enhancer contents due to FtFF.

^aPercentage of replacement of starchy staple ingredient, db.

^bMean effect of fortification on the various cereal/legume products reported.

^cThe values reported were on a fresh weight basis.

^dTotal provitamin A carotenoids calculated as β -carotene equivalent = all-*trans*- β C + 1/2(β -cryp + all-*trans*- α C + *cis*- β C).

TABLE 4 The effects of individual food fortificants on the provitamin A, bioavailability inhibitor, and enhancer contents of cereal-based products as well as *in vivo* provitamin A bioavailability

Food groups	Food fortificant	Food product	Level of fortification ^a	Vitamin A carotenoids and bioavailability modulators in food fortificants) [change in contents due to FFF, %]			Type of study	Outcome	Reference
				Vitamin A equivalent or provitamin A content	Bioavailability inhibitors	Bioavailability enhancers			
Green leafy vegetables	<i>Moringa oleifera</i> (moringa, leaves)	Various starchy staples, legumes and dairy products* and moringa leaf powder	30 g/d (amount of other ingredients was not specified)	Content not provided			Twelve-week randomized control trial with preschool children	Significant increase in serum retinol but no significant differences between the control (from 0.64 to 0.73 $\mu\text{mol/L}$, mean value) and moringa treatment (from 0.64 to 0.74 $\mu\text{mol/L}$, mean value)	Zongo et al. (2018)
		Maize-based porridge, rice meal (waakye), or soup and moringa leaf powder	0.2 g leaf powder/kg body weight (amount of other ingredients was not specified)	Content not provided			Nine-week randomized, un-blinded controlled feeding trial (3 \times /week) with children 5 to 12 years of age	Significant increases in serum retinol levels (from 0.45 to 0.94 $\mu\text{mol/L}$ mean value) were observed after supplementation in the intervention group but not in the control group for those who were vitamin A deficient (serum retinol level < 0.70 $\mu\text{mol/L}$)	Glover-Amengor et al. (2017)

(Continues)

TABLE 4 (Continued)

Food groups	Food fortificant	Food product	Level of fortification ^a	Vitamin A carotenoids and bioavailability modulators in food fortificants) [change in contents due to FtFF, %]			Vitamin A carotenoid availability (in vivo bioavailability/vitamin A and provitamin A carotenoid status)			Reference
				Vitamin A equivalent or provitamin A content	Bioavailability inhibitors	Bioavailability enhancers	Type of study	Outcome		
		AIN-93 rodent diet and moringa leaf powder	2.14%	94 nmol/g β -carotene [increased from 0 to 2.0 nmol β -carotene/g diet]	Cellulose: 5,870 mg/100 g Cotton seed oil: 6,000 mg/100 g		Four-week bioefficiency study with Mongolian gerbils	Gerbils that were fed moringa had significantly higher total liver retinol levels (0.74 μ mol/liver, mean value) as compared to the negative control (0.35 μ mol/liver, mean value), but no significant differences were observed in serum retinol levels	Ejoh et al. (2010)	
<i>Manihot esculenta</i> (cassava, leaves)	AIN-93G diet and cassava leaf powder	1.95%	[increased from 0 to 7.2 mg of β -carotene/kg diet]			Bioavailability study with vitamin A deficient male Wistar weanling rats (30 days depletion, 30 days repletion)	While vitamin A status improved with cassava leaves (liver vitamin A accumulation from 0 to 259.2 μ g, mean value), both liver accumulation and bioavailability were lower in rats which were fed cassava leaves as compared to those who were fed equal amounts of synthetic β -carotene (7.2 mg)	de Almeida Siqueira, Arruda, de Vargas, and de Souza (2007)		

(Continues)

TABLE 4 (Continued)

Food groups	Food fortificant	Food product	Level of fortification ^a	Vitamin A carotenoids and bioavailability modulators in food fortificants) [change in contents due to FtFF, %]			Vitamin A carotenoid availability (in vivo bioavailability/vitamin A and provitamin A carotenoid status)			Reference
				Vitamin A equivalent or provitamin A content	Bioavailability inhibitors	Bioavailability enhancers	Type of study	Outcome		
<i>Spirulina platensis</i> (spirulina, cyanobacterium)	Various starchy staples, legumes and dairy products* and spirulina wafer	0.99%	10.8 mg of β -carotene/day [500%]	Calcium: 177.8 mg/day Magnesium: 169.1 mg/day	Peanut oil: 79 g/day	Observational study with healthy women	The group which added spirulina into the main dish had significantly higher serum retinol (1.26 μ mol/L, mean value) and β -carotene concentrations (0.59 μ mol/L) as compared to the group that did not add spirulina (retinol: 1.03 μ mol/L, β -carotene: 0.46 μ mol/L)	Soudy et al. (2018)		
			118 nmol/g β -carotene [increased from 0 to 2.2 nmol β -carotene/g diet]	Cellulose: 5,890 mg/100 g	Cotton seed oil: 6,000 mg/100 g of feed	Four-week depletion/repletion study with Mongolian gerbils	Gerbils that were fed morielle had significantly higher total liver retinol levels (0.78 μ mol/liver, mean value) as compared to the negative control (0.35 μ mol/liver, mean value), but no significant differences were observed in serum retinol levels	Ejoh et al. (2010)		

(Continues)

TABLE 4 (Continued)

Food groups	Food fortificant	Food product	Level of fortification ^a	Vitamin A carotenoids and bioavailability modulators in food fortificants) [change in contents due to FtFF, %]		Vitamin A carotenoid availability (in vivo bioavailability/vitamin A and provitamin A carotenoid status)		Reference
				Bioavailability inhibitors	Bioavailability enhancers	Type of study	Outcome	
				Vitamin A equivalent or provitamin A content	Bioavailability inhibitors	Bioavailability enhancers		
	<i>Vernonia calvoana</i> (bitterleaf, leaves)	AIN93 rodent diet and bitterleaf powder	8.44%	18.7 nmol/g β -carotene [increased from 0 to 1.6 nmol β -carotene/g diet]	Cellulose: 5,490 mg/100 g	Cotton seed oil: 6,000 mg/100 g	Four-week depletion/repletion study with Mongolian gerbils	Gerbils that were fed bitterleaf had significantly higher total liver retinol levels (0.77 μ mol/liver, mean value) as compared to the negative control (0.35 μ mol/liver, mean value), but no significant differences were observed for serum retinol levels
Other vegetables	<i>Daucus carota</i> (carrot, root)	White cassava (carotenoid free) based meal and freeze-dried carrot	0.6%	8.4 mg/100 g of total β -carotene [increased from 0 to 0.05 mg/100 g of diet]		Vegetable oil: 8 g/100 g	Four-week bioavailability study using weanling albino rats	The liver β -carotene level was 83% higher in the carrot fed rats as compared to the control (diet without the addition of carrots)
		White maize meal, potato, rice, or banana* and freeze-dried carrot	0.5%	11.8 to 16.8 nmol β -carotene/g of feed 4.05 to 6.42 nmol α -carotene/g of feed	Resistant starch in maize, potato, rice, banana, and carrot, respectively: 2.4, 1.2, 4.5, 4.8%	Cotton seed oil: 3,650 to 6,000 mg/100 of feed	Four-week bioefficiency study using Mongolian gerbils	Total liver retinol levels were significantly higher in formulations fortified with carrot as compared to those which were fed vitamin A free diet. The potato and banana treatment groups had the highest liver retinol stores

(Continues)

TABLE 4 (Continued)

Food groups	Food fortificant	Food product	Level of fortification ^a	Vitamin A carotenoids and bioavailability modulators in food fortificants) [change in contents due to FtFF, %]			Vitamin A carotenoid availability (in vivo bioavailability/vitamin A and provitamin A carotenoid status)			Reference
				Bioavailability inhibitors	Bioavailability enhancers	Bioavailability	Type of study	Outcome		
Flowers	<i>Hibiscus cannabinus</i> (gabayidje or kenaf)	AIN93 rodent diet and kenaf powder	2.44%	82.6 nmol/g β -carotene [increased from 0 to 2.0 nmol β -carotene/g diet]	Cellulose: 5,850 mg/100 g	Cotton seed oil: 6,000 mg/100 g	Vitamin A equivalent or provitamin A content	Four-week depletion/repletion study with Mongolian gerbils	Gerbils that were fed kenaf had significantly higher total liver retinol levels (0.81 μ mol/liver, mean value) as compared to the negative control (0.35 μ mol/liver, mean value), but no significant differences were observed for serum retinol levels	Ejoh et al. (2010)
Fruits	<i>Elaeis guineensis</i> (palm, red palm fruit oil)	School lunch meal (food products not specified) and red palm oil	15 mL (amounts of other ingredients were not specified)	18 mg β -carotene ^b				Twelve-month clinical study using pre- and posttest design with preschool children (3 \times /week treatment)	The addition of red palm oil to school lunch meals resulted in a significant increase in serum retinol levels (from 0.82 to 0.98 μ mol/L, mean value)	Zeba, Prével, Somé, and Delisle (2006)
	<i>Elaeis guineensis</i> (palm, red palm fruit oil)	Various starchy staples and dark leafy green vegetables* and red palm oil	12 g/d (amount of other ingredients was not specified)	2,034 μ g/day of total provitamin A carotenoids ^c				Six-month clinical trial with pregnant women	Plasma α -carotene and β -carotene concentrations were significantly higher in red palm oil group (0.5 and 0.96 μ mol/L) as compared to the control group (0.0 and 0.23 μ mol/L), but serum retinol levels did not differ between the control (1.14 μ mol/L) and red palm oil group (1.17 μ mol/L) at 3 months postpartum	Lietz et al. (2001)

(Continues)

TABLE 4 (Continued)

Food groups	Food fortificant	Food product	Level of fortification ^a	Vitamin A carotenoids and bioavailability modulators in food fortificants) [change in contents due to FtFF, %]		Vitamin A carotenoid availability (in vivo bioavailability/vitamin A and provitamin A carotenoid status)		Reference
				Vitamin A equivalent or provitamin A content	Bioavailability enhancers	Bioavailability inhibitors	Bioavailability enhancers	
Tortillas, beans, and dairy products*	andred palm oil	15 mL/treatment day (amount of other ingredients was not specified)	15 mg β -carotene/meal 6.8 mg α -carotene/meal	8 g of fat (lipid source not specified)		Ten-day clinical trial using pre- and post-test design with pregnant women	Palm oil addition resulted in a twofold increase of serum α -carotene and β -carotene concentrations as compared with 1.2-fold by β -carotene supplements (15 mg of β -carotene/treatment day)	Canfield et al. (2001)
Wheat-based cookies (biscuits)		7.5 g (total amount of other ingredients was not specified)	35.5 mg/100 g of β -carotene [increased from 0 to 215 mg of β -carotene/serving, 20% baking loss]	Vegetable oil: (amount not specified)		Controlled clinical trial with school-aged children (50 school days). Participants were provided with 6 fortified cookies/day.	Red palm oil addition resulted in a significant increase in plasma retinol (from 0.75 to 2.17 μ mol/L) and β -carotene concentration (from 0.55 to 0.76 μ mol/L)	Ranjan, Passi, and Singh (2019)

[] : Values in square brackets are percentage change in iron, zinc, and bioavailability inhibitor or enhancer contents due to FtFF.

* Mean effect of fortification on the various cereal/legume/dairy products reported.

^a Percentage of replacement of starchy staple ingredient, db.

^b One microgram retinol activity equivalents converted to 12 μ g all-*trans* β -carotene.

^c Total provitamin A carotenoids = the sum of all-trans isomers (β -carotene + α -carotene + β -cryptoxanthin).

of, for example, phytate (Gomes et al., 2017). In the second study, also with Wistar rats, no effect was observed on hemoglobin maintenance, but no explanation was provided to account for this (Infante et al., 2017). In other studies, no significant change in bioaccessible iron with OSFP fortification was found when measured by the in vitro dialysability assay (Kruger, Breynaert, Pieters, & Hermans, 2018), whereas in a follow-up study an approximate doubling in both the percentage and amount of iron taken up by Caco-2 cells was found (Kruger, 2020) (Table 1). The cereals in the dialysability study were whole grain, while the maize in the Caco-2 cell culture work was refined, with a much lower phytate content. This indicates that nutrient and antinutrient contents of the starch base of the food product as well as the food-based fortificant must both be considered for successful implementation of FtFF. In contrast, with zinc, its percentage bioaccessibility/uptake was increased but the amount was not, when assayed by both dialysability (Kruger et al., 2018) and Caco-2 cell (Kruger et al., 2020) assays. This was probably due to the lower zinc content of the OFSP, compared to the cereals.

Research into FtFF with green leafy vegetables has been mostly limited to studies of cowpea plant leaf and moringa tree leaf fortification of cereal porridges, with only dialysability and Caco-2 assays having been performed (Table 1). With cowpea leaf fortification of cereal porridges, the percentage of iron bioaccessibility as measured by the dialysability assay was greatly reduced but the amount of bioaccessible iron was not affected (Kruger et al., 2018). However, in follow-up work using the Caco-2 assay, both the percentage of iron and zinc bioaccessibility was not affected (Kruger, 2020). According to a consensus statement from a HarvestPlus Expert Consultation, when in vitro assays are used to estimate iron and zinc bioavailability, the direction of the effects is of more significance than the magnitude measured (Fairweather-Tait et al., 2005). On this basis, it seems that the cowpea leaves did not positively affect iron and zinc bioaccessibility. This was likely due to their high content of tannins, other phenolics, and phytate (Kruger et al., 2018). The polyphenols in plants, especially the condensed tannins, can strongly decrease iron and to a lesser extent zinc absorption (Cercamondi, Egli, Zeder, & Hurrell, 2014; Fairweather-Tait & Hurrell, 1996). Phenolics can form insoluble complexes with the iron and zinc, but the structure of the specific polyphenol will dictate the extent of inhibition (Hart, Tako, Kochian, & Glahn, 2015). However, due to the fact that the cowpea leaves contained much more of these minerals compared to the cereal porridges, when fortified with cowpea leaves, the amounts of bioaccessible iron and zinc were increased several folds.

A few other types of vegetables have been investigated: garlic, onion, and shitaki mushroom. With garlic and

onion fortification of wet cooked cereals and legumes, iron and zinc bioaccessibility were slightly improved (Gautam, Platel, & Srinivasan, 2010) (Table 1). It was suggested that these improvements were due to their high content of sulfur compounds. Fortification of maize biscuits with shitaki mushroom powder, which has a high iron content, was found to have a positive effect on iron status in a feeding trial with iron-depleted rats, similar to that of iron gluconate fortification (Regula, Krejpcio, & Staniek, 2010).

Research on fruits as fortificant has been more limited. Only baobab fruit pulp has been studied, with only in vitro dialysability assays being performed (Table 1). However, the three studies (Gabaza, Shumoy, Muchuweti, Vandamme, & Raes, 2018; Oluyimika, Kruger, White, & Taylor, 2019; van der Merwe, Kruger, Ferruzzi, Duodu, & Taylor, 2019), by two different groups, revealed a generally consistent improvement in iron bioaccessibility from various cereal-based porridges. There was also some indication of improved zinc bioaccessibility. These improvements were attributed to its high content of citric acid and ascorbic acid. These organic acids are well-known promoters of iron absorption (Lönnerdal, 2000).

With flowers, only rosella (*Hibiscus*) calyx powder has been studied (van der Merwe et al., 2019) (Table 1). Its inclusion substantially increased iron and zinc bioaccessibility, probably as a result of a combination of the relatively high content of these minerals and organic acids in rosella calyx.

As stated, there have also been a few studies where the effect of multiple food-based fortificants on iron and zinc bioavailability were investigated. Despite the scientific difficulty of establishing which fortificant(s) actually affected mineral bioavailability, in practice, FtFF with multiple foodstuffs is likely to be the most efficacious. This is both a sensory quality standpoint where flavors can be optimized and also a formulation standpoint where the optimal contents of various micronutrients, and importantly, contents of bioavailability enhancers and inhibitors can be obtained from various food-based fortificant groups. A few in vitro studies (e.g. Gannon, Glahn, & Mehta, 2019; Lung'aho & Glahn, 2009) and one rat model study (Helbig, Buchweitz, & Gigante, 2008) have been performed, with varying results. Two human studies where multiple foodstuffs were investigated in the form of FtFF were found. In an interventions study with children aged 6 to 23 months, a traditional pearl millet porridge complementary food was fortified with a combination of common beans, peanuts, sorghum, and soubala (fermented *Parkia biglobosa* [leguminous tree] seed) (Ouedraogo et al., 2010). After 22 weeks, the infants' blood hemoglobin concentration was significantly increased ($p < .001$). Of note, was that additional conventional mineral fortification of the porridge did not further improve blood hemoglobin

levels. The positive effect of the multiple food-based fortificants was attributed to diversification of micronutrient sources, reduction of antinutritional factors by the processing that the food-based fortificants were subjected to, and the very high iron content of the soumbala (70 mg/100 g) which was several times more than that of the other plant food components. Siqueira et al. (2003) investigated the effectiveness of fortifying foods with a “multimixture,” composed of toasted wheat bran, cassava leaf powder, and eggshell, alongside other nonfood-based actions (e.g. nutritional education) to improve children’s health. They found that the whole intervention improved the blood parameters and reduced anemia in the children, but this was independent of multimixtures fortification. However, the group that consumed these fortified foods had significantly increased height-for-age z-scores compared to the control group.

As a consequence of the limited number of studies to date, combined with the diversity of food-based fortificants investigated and some contradictory data, it is evident that the current body of research on iron and zinc FtFF of starchy staple foods lacks sufficient data to make general conclusions about its efficacy. The possible exceptions are fortification with ascorbic acid- and citric acid-rich fruits and β -carotene-rich plant foods where positive effects have been observed.

4.2 | Vitamin A

As shown in Tables 3 and 4, target vitamin A fortificants of various food group types have been added into starchy staple food products comprising single or multiple ingredients, including cereals, legumes, and some dairy products. In addition to the target fortificants, it is important to note that most of the studies evaluating the bioaccessibility and bioavailability of provitamin A reported the use of additional lipid fortification (e.g., vegetable oil, cotton seed oil, and sunflower oil) to facilitate the intestinal micellization and subsequent absorption of the provitamin A carotenoids.

OFSP has been the most commonly used starchy fortificant and can contribute substantially towards the recommended dietary allowance (RDA) of vitamin A, primarily in the form of β -carotene (Table 3). The effect of OFSP fortification on the bioaccessibility of β -carotene has been evaluated in three different in vitro studies. The addition of OFSP into different wheat- and maize-based food products was shown to provide sufficient amounts of bioaccessible provitamin A carotenoids to achieve 20 to 100% of the RDA for children 1 to 3 years of age (Bechoff et al., 2011). Similarly, a study by Kruger et al. (2018) demonstrated that the incorporation OFSP in different cereal-based porridge

formulations resulted in a significant content of bioaccessible β -carotene. The bioaccessible β -carotene content of porridge formulations fortified with OFSP was also significantly higher than those fortified with cowpea despite the similar β -carotene contents of the two food-based fortificants. This was attributed to the higher content of minerals in cowpea, which have been shown to react with carotenoids (Polyakov, Focsan, Bowman, & Kispert, 2010) and/or inhibit the formation of micelles by precipitating bile salts and also triglycerides and free fatty acids (Corte-Real et al., 2016). While some studies have demonstrated the efficacy of OFSP (Low et al., 2007; van Jaarsveld et al., 2005) and other starchy foods such as provitamin A cassava roots (Phorbee, Olayiwola, & Sanni, 2013) in improving provitamin A content and bioavailability, they were used as partial or complete replacement of the same staple (β -carotene free) crop, which is biofortification rather than FtFF.

Green leafy vegetables have also been widely investigated as food-based fortificants of vitamin A in in vivo studies (Table 4). The fortification of maize-based meal with moringa leaf powder has been shown to significantly improve liver vitamin A stores in Mongolian gerbils with no differences in serum retinol levels between the control and treatment group (Ejoh, Dever, Mills, & Tanumihardjo, 2010). This was explained by homeostatic regulation of serum retinol concentrations. The same study reported a similar increase in liver vitamin A levels with the addition of other green leafy-type vegetables, including morielle (black nightshade) and African bitterleaf, kenaf, and spirulina. In agreement with this animal study, the addition of moringa leaf powder into different starchy-based food preparations resulted in a significant improvement in vitamin A status in children aged 5 to 12 years as compared to the control group which did not receive the moringa-fortified dishes (Glover-Amengor, Aryeetey, Owusu, Afari, & Nyarko, 2017). Also, Soudy et al. (2018) reported that the incorporation of spirulina powder into daily meal preparations containing various starchy foods, legumes, and dairy products resulted in a significant increase in serum retinol and β -carotene levels in healthy women.

There are few studies involving the use of other vegetables in the FtFF approach. The incorporation of carrots into pearl millet-based porridge formulations has been shown to substantially improve the provitamin A carotenoid content as well as the bioaccessible carotenoid content in vitro (Debelo et al., 2019; Ndiaye, Martinez, Hamaker, Campanella, & Ferruzzi, 2020) (Table 3). However, the addition of other nutrient-dense plant foods such as baobab fruit pulp at high levels (25% of dry mix) has been shown to reduce carotenoid bioaccessibility from carrots in these porridge formulations (Debelo et al., 2019). In apparent contrast, the co-extrusion of pearl mil-

let with carrots and low amounts of baobab (5% of dry mix) has been shown to stabilize carotenoids to thermal degradation and thereby increase their bioaccessibility (Ndiaye et al., 2020). The authors suggested that this was due to the high ascorbic acid content of baobab fruit. These findings highlight that nutrient interactions in product formulations as well as the impact of different food-processing technologies play a key role in determining the ultimate efficacy of target fortificants. In agreement with the findings of these *in vitro* studies, the fortification of different starchy feeds with carrots has been shown to significantly improve storage of vitamin A in the liver of Mongolian gerbils (Schmaelzle et al., 2014) (Table 4). Similarly, the fortification of cassava-based meal with carrot powder was shown to increase liver β -carotene level by 83% as compared to the control in weanling Wistar rats (Phorbee et al., 2013).

In regard to carotenoid-rich oils, red palm oil is one of the most commonly used food-based fortificants that has been shown to improve both vitamin A content and bioavailability *in vivo* (Table 4). The fortification of wheat-based cookies (biscuits) with red palm oil was shown to significantly increase plasma retinol and β -carotene concentrations in school-aged children (Ranjan et al., 2019). Similarly, the consumption of various meals fortified with red palm has been shown to increase serum β -carotene concentrations by twofold as compared with 1.2-fold increase by equal amounts of β -carotene (90 mg) supplement (Canfield, Kaminsky, Taren, Shaw, & Sander, 2001). The study also reported that the increase in the β -carotene content in breast milk was higher in the palm oil group (2.5-fold) as compared to the supplement group (1.6-fold). Lietz et al. (2001) also reported similar improvements in plasma and breast milk α - and β -carotene concentrations with the addition of red palm oil.

While most nuts are known to contain low amounts of provitamin A carotenoids (Alasalvar & Bolling, 2015), their high lipid content can play an important role in facilitating provitamin A carotenoid absorption and potentially impact metabolism. For example, a randomized clinical trial using a stable isotope technique showed that the fortification of cooked kale with peanut butter resulted in a significant increase in the bioavailability of β -carotene and its subsequent conversion into vitamin A in preschool children (Muzhing, Yeum, Bermudez, Tang, & Siwela, 2017). Other studies have also reported the use of peanut butter to facilitate carotenoid absorption from different food products (Solon et al., 2000; van Jaarsveld et al., 2005).

The simultaneous addition of multiple strategically chosen food-based fortificants has the potential to not only improve vitamin A bioavailability but also provide other nutrients including vitamin E, protein, and fatty acids for addressing multiple macro- and micronutrient defi-

ciencies. However, the inclusion of multiple fortificants must be considered carefully and potentially even screened using an applicable model as the potential for antagonistic effects within the food components exists that modulate the release of provitamin A carotenoids from their matrices. As demonstrated by Dhuique-Mayer et al. (2018), who found that the β -carotene bioaccessibility from formulations containing both OFSP and pumpkin was considerably lower as compared to the β -carotene bioaccessibility from OFSP or pumpkin alone. Similarly, the bioaccessibility of β -carotene from carotenoid-rich banana-based products was reported to be lower with the addition of amaranth leaves as compared to the formulations without the green leafy vegetable (Ekesa et al., 2012). These studies indicate that the combination of certain food matrices may not provide the optimal environment for provitamin A micellarization and ultimate bioavailability.

Studies evaluating the potential of vitamin A food-based fortificants are more promising than those for iron and zinc. This is partially due to the fact that, unlike with the minerals, the starchy staple foods normally contain negligible amounts of β -carotene or other carotenoids before fortification. This means that the fortification always results in a substantial increase in the amount of bioavailable β -carotene. Studies using OFSP and red palm oil are especially encouraging as most of studies reported improved vitamin A status or bioavailability with their addition.

5 | CONSIDERATION OF BEST PRACTICES IN IMPLEMENTATION OF PLANT-BASED FtFF STRATEGIES

As evidence continues to emerge on the potential effectiveness for FtFF strategies, consideration and ultimate selection of local nutrient-dense plant materials for use in FtFF should rely on well-known materials that have a documented history of use and track record of human consumption. While alignment with local regulation remains a key requirement, potential plant-based fortificants should meet the criteria of generally recognized as safe or otherwise conform to safety assessment for botanical ingredients, as outlined by EFSA and FDA (Abdel-Rahman et al., 2011; German Federal Institute for Risk Assessment, 2018). The existing international regulatory frameworks for botanical ingredients in foods and dietary supplements, while not complete or in complete alignment (Low, Wong, Yap, De Haan, & Rietjens, 2017), should serve as a starting point for consideration of appropriate use and safety of any ingredient in consideration for FtFF. This includes the concepts of (1) botanical identity, (2) information on the agronomic and manufacturing processes, (3)

chemical and microbiological profiles, (4) setting specifications for target nutrients and proposed usage levels, (5) compatibility with food application and stability to processing and storage, and if available (6) any toxicological data on the dietary or supplemental use of the intended material (Low et al., 2017).

5.1 | Raw material authentication and ingredient documentation

Leveraging local nutrient-dense plant materials as micronutrient sources in staple food fortification requires a robust strategy including authentication of the raw material in order to ensure quality and mitigate potential contamination or adulteration of the intended fortifying ingredient. Considering the nature of ingredients and the proposed use in FtFF strategies, authentication approaches used for botanical supplements can be applied. Such approaches set out in the literature vary widely, from simple macroscopic and sample tracking evaluations to genetic fingerprinting and advanced metabolomic profiling (Smillie & Khan, 2010). Minimum best practices should include a basic macroscopic/microscopic taxonomic identification and documentation of the plant material at its source. This would include key information used in botanical identification such as (1) identification (family, genus, and species of plant), (2) part of the plant used, (3) geographic origin, (4) growing condition, (5) wild or cultivated, (6) cultivation practice and phytosanitary measures (i.e., use levels of use for pesticides), and (7) postharvest handling or process (Kroes & Walker, 2004). Such documentation when combined with chemical profiling of key micronutrients and other characteristic compounds (i.e., secondary metabolites) can provide a reasonable level of authentication and can reduce the potential risk associated with poor quality material or raise the potential for detection of adulterated material (Simon et al., 2017).

Plant materials applied in FtFF are likely to be used as either whole fresh materials, dried materials, or fractions of plants (leaf, flowering, or other edible portions), or in the form of water extracts or dried extracts that followed traditional preparation methods (e.g., steeping or brewing). Considering the need to process these ingredients, it is critical to consider their extent of susceptibility to processing and storage conditions that could deteriorate both nutritive value and quality. The nature of postharvest and processing methods used in generation of the ingredient (i.e., drying, natural fermentation, physical separation, etc.) must be well documented. Taking the example of provitamin A-rich carrots or mango, processing steps used in generation of a final ingredient could be as simple as slicing/grating

to increase surface area followed by drying (by solar or gas/electric drier), milling, and packaging. In this case, a choice of the drying method (solar or gas) could increase the exposure of carotenoid-rich materials to heat and solar energy thereby altering recovery of valuable provitamin A carotenoids and other sensitive micronutrients (Oliveira, Brandão, & Silva, 2016). Also, the final stability of target provitamin A carotenoids in dried products must be considered as these compounds are sensitive to oxidation that can be facilitated under conditions of enhanced light, heat, and moisture (Colle, Lemmens, Knockaert, Van Loey, & Hendrickx, 2016).

5.2 | Practical consideration of nutritional factors impacting plant-based fortificant choice

To achieve the objective of FtFF (increased content of bioavailable micronutrient/s), the plant-based fortificant must generally have notably higher levels of the desired micronutrient/s and/or bioavailability enhancers and/or lower levels of antinutrients, compared to the unfortified food product. Moreover, it should be able to be incorporated into a food product at levels as low as 1%, and no more than 50% (Chadare et al., 2019) and still substantially increase the content of the bioavailable micronutrient/s in the product.

Regarding target levels for fortification, with conventional fortification, the WHO recommends using the estimated average requirements (EAR) cut-point method to set target micronutrient levels (FAO/WHO, 2006). The aim of the EAR cut-point method, which is based on the usual micronutrient intake of a population subgroup and their micronutrient requirements, is to shift the distribution of intakes upwards so that only a small proportion (2 to 3%) is at risk of an inadequate intake of that micronutrient. This approach has been taken with biofortification of crop foodstuffs where the target micronutrient levels have been set to meet the requirements of nonpregnant, nonlactating women and 4 to 6 year-old children, based on their existing food consumption patterns (Bouis & Saltzman, 2017). However, this approach is probably too complex to be applied to FtFF by a village or small-scale processor. This is on account of the fact that the level of incorporation of a plant-based fortificant into an individual food product will be constrained by factors such as its impact on the sensory acceptability and cost of the product. The impact of these factors will be both fortificant and food product specific. Hence, a better approach will be to initially compile databases at the level of the desired micronutrients in available plant-based fortificants themselves in terms of their contribution alone to the EAR of

the at-risk groups. From these data, food product-specific information could then be determined. As an example, preliminary data on micronutrient contents of potentially valuable fortificants (which were not already reviewed in Tables 1 to 4) are presented in Table 5, including (in square brackets) the dry weight of the fortificant required to meet 25% the daily requirement of iron, zinc, and vitamin A of women of childbearing age.

5.3 | Challenges with identifying potential plant-based fortificants

5.3.1 | Micronutrient contents

A major drawback of plant-based fortificants is that the levels of micronutrients can vary considerably. For example, from a small survey of six different plant-based fortificant products from suppliers in Senegal and South Africa (Table 6), it is clear that substantial variations in target micronutrient contents of the same botanical material from different sources occur. In the case of baobab, iron content differed by up to eightfold between products obtained in Senegal and South Africa from either small or large commercial enterprises. This variability is not unique to these examples provided in Table 6, as the micronutrient contents of most potential fortificants identified in Table 5 also varied greatly.

It is, however, difficult to pinpoint the source of the variation. Genotype and cultivation environment can strongly influence micronutrient levels. In the case of cassava, for example, the iron content of the leaves was found to vary fivefold among four cultivars and threefold across two environments in Mozambique, with highly significant two-way interaction ($p < .001$) (Burns et al., 2012). The zinc content of provitamin A cassava tubers was found to vary twofold across 13 environments in Uganda (Esuma, Kawuki, Herselman, & Labuschagne, 2016). Also, the total carotenoid content of the cassava tubers was found to vary twofold among 13 cultivars and twofold across 13 the environments, with highly significant two-way interaction ($p < .001$).

Harvesting, processing, and storage can also have an effect on the micronutrient content of the plant-based fortificants. Where the minerals are concerned, these activities would most likely result in increased mineral contents due to contamination from soil, dust, and/or processing equipment. Where the vitamins are concerned, these activities would most likely result in decreased vitamin contents, depending on the duration, and extent of exposure to factors such as oxygen, heat, sunlight, etc. The challenge with contamination minerals, especially iron, is that it is unclear to what extent they are bioavailable (Harvey,

Dexter, & Darnton-Hill, 2000). While it is possible to estimate the extent of soil contamination by analyzing the aluminum and vanadium content in the samples, together with the other elements (Joy et al., 2015), isolating contamination from processing is practically only possible by analyzing the mineral content of the food before and after processing.

Overall this presents significant challenges for standardization and consistency of final products, especially when conformational analysis of materials is not conducted. This supports the notion that as a practical consideration specifying and confirming micronutrient levels in a quality assurance program must be part of any plan to leverage natural plant foods or their ingredients in a fortification strategy.

5.3.2 | Controlling for bioavailability inhibitor contents

Another potential drawback of plant-based fortificants is that although they generally contain substantial levels of vitamins and minerals, they often also contain significant levels of compounds that can inhibit micronutrient absorption, commonly referred to as antinutrients or antinutritional factors (Akande et al., 2010; Gemedé & Ratta, 2014).

The major plant antinutrients which inhibit mineral absorption are phytic acid, tannins and other polyphenols, and oxalic acid. Phytic acid, or phytate (inositol hexakisphosphate) its salt, is the principal storage form of phosphorus in many plant tissues, especially grains (Kumar et al., 2010) but also green leafy vegetables (Uusiku, Oelofse, Duodu, Bester, & Faber, 2010). Phytate binds the divalent ions of essential minerals, notably iron, zinc, and calcium, greatly reducing their absorption (Kumar et al., 2010). Oxalic acid [(COOH)₂] is widely distributed in plant foods, especially leafy vegetables (Noonan & Savage, 1999) and is a powerful inhibitor of calcium absorption as a result of the formation of insoluble calcium salts (Amalraj & Pius, 2015). Plant materials can also be high in divalent minerals such as calcium as well as dietary fiber-type components including, pectin, other gels, cellulose, and lignan that can have a general inhibitory effect on carotenoid bioaccessibility and potentially bioavailability (Corte-Real et al., 2017; Kruger, Stuetz, & Frank, 2019; La Frano et al., 2014; Tomas, Sagdic, Çatalakaya, Kahveci, & Capanoglu, 2018).

When selecting a plant-based fortificant, the relative levels of antinutrients versus micronutrients should be evaluated and compared to the unfortified starchy staple food, to obtain an estimate of potential effect on micronutrient bioavailability (Table 5).

TABLE 5 Micronutrient and bioavailability modulator contents of especially promising food fortificants compared to various staple cereal foods

Food group	Contents					References	
	Examples of staple cereal foods which could be fortified	Iron (mg/100 g, db)	Zinc (mg/100 g, db)	β -carotene (mg/100 g, db)	Potential bioavailability inhibitors (mg/100 g, db)		Potential bioavailability enhancers (mg/100 g, db)
Common staples							
Cereal staple foods	Refined maize meal (yellow)	1 to 2 ¹ [300 to 321 g]	<1 ¹ [541 g]	<1 ¹ [21 to 105 kg]	Dietary fiber: 2 to 6% ¹	Fat: 1 to 5% ¹ AA: ND ¹	1. USDA (2020)
	White rice (not fortified)	2 ¹ [281 g]	1 ¹ [167 g]	ND ¹	Dietary fiber: 3% ¹	Fat: 1% ¹ AA: ND ¹	
	White bread flour (not fortified)	1 ¹ [500 g]	1 ¹ [235 g]	<1 ¹ [>100 kg]	Dietary fiber: 2% ¹	Fat: 2% ¹ AA: ND ¹	
Potential fortificants							
Starchy foods	<i>Cassia obtusifolia</i> (senna (sicklepod), grain legume)	9 to 31 ^{1,3} [14 to 53 g]	10 to 30 ^{1,3,4} [7 to 20 g]	13 ^{2,4} [16 g]	Tannins: 160 to 600 mg/100 g ^{1,2,4} Total free phenols: 220 to 660 mg/100 g ^{1,U} Crude fiber: 7 to 11% ^{1,2,3,4}	Fat: 4 to 7% ^{1,3,4} AA: 11.88 mg/100 g ²	1. Vijayakumari, Siddhuraju, and Janardhanan (1993) 2. Ingweye, Kalio, Ubua, and Umoren (2010) 3. Vadivel and Janardhanan (2002) 4. Vadivel and Janardhanan (2005)
	<i>Phaseolus lunatus</i> (lima beans, grain legume)	16 to 25 ^{1,2} [18 to 28 g]	3 to 13 ^{1,2} [16 to 67 g]	<1 ⁴ [1.6 kg]	Tannins: 150 to 640 mg/100 g ^{1,3} Total free phenols: 260 to 340 mg/100 g ¹ Crude fiber: 4.0 to 5.3% ^{1,2}	Fat: 2 to 5% ^{1,2}	1. Vijayakumari et al. (1993) 2. Oshodi and Adeladun (1993) 3. Fagbenro et al. (2010) 4. USDA (2020)
	<i>Cicer arietinum</i> (chickpea, grain legume)	5 to 7 ¹ [67 to 96 g]	4 to 7 ¹ [27 to 54 g]	<1 ¹ [0.5 to 1.8 kg]	Total phenolics: 1,080 mg GA/100g ² Phytate: 1,210 mg/100 g ² Total fiber: 15% ²	Fat: 5% ²	1. Thavarajah (2012) 2. Sreerama, Sashikala, Pratapa, and Singh (2012)

(Continues)

TABLE 5 (Continued)

Food group	Contents					Potential bioavailability enhancers (mg/100 g, db)	Potential bioavailability inhibitors (mg/100 g, db)	References
	Iron (mg/100 g, db)	Zinc (mg/100 g, db)	β -carotene (mg/100 g, db)	Potential bioavailability enhancers (mg/100 g, db)	Potential bioavailability inhibitors (mg/100 g, db)			
Examples of staple cereal foods which could be fortified	1 to 13 ^{2,3}	2 to 8 ^{2,3}	1 ¹	Crude fiber: 7 to 37% ^{1,3}	Fat: 7 to 13% ^{1,3}	1. Honi, Mukisa, and Mongi (2018)		
	[34 to 321 g]	[26 to 133 g]	[420 g]	Phytate: 220 to 325 mg/100g ³		2. Amarteifio et al. (2006)		
<i>Vigna subterranea</i> (bambara groundnut, grain legume)	2 to 4 ³	<1 ³	2 to 4 ²	Dietary fiber: 2 to 4% ^{1,3}	Fat: 0 to 1% ^{1,3}	1. Aragón, Ceballos, Dufour, and Ferruzzi (2018)		
	[118 to 265 g]	[1.0 to 1.1 kg]	[57 to 111 g]	Phytate: 95 to 136 mg/100 g ¹	AA: 31 to 68 mg/100 g ³	2. Charles, Sriroth, and Huang (2005)		
<i>Manihot esculenta</i> (provitamin A cassava, root)	21 to 64 ^{1,2,3}	5 to 12 ^{1,3}	17 to 21 ^{1,2}	Dietary fiber: 17 to 21% ^{1,2}	Fat: 1 to 6% ^{1,2}	1. Van Jaarsveld et al. (2014)		
	[7 to 22 g]	[17 to 38 g]	[10 to 12 g]	Tannins: 161 mg/100 g ²	AA: 79 mg/100 g ³	2. Fadupin, Osuji, and Ariyo (2014)		
Green leafy vegetables	4 to 111 ^{1,3}	5 ¹	2 to 21 ^{2,3}	Phytate: 99 mg/100 g ²	Fat: 3 to 10% ^{1,3}	3. Ifon and Bassir (1979)		
	[4 to 118 g]	[40 g]	[10 to 100 g]	Crude fiber: 11 to 51% ^{1,3}		1. Mitchikpe et al. (2008)		
<i>Abelmoschus esculentus</i> (okra, leaves)	128 to 146 ^{1,3}	4 to 5 ^{1,3}	13 to 18 ²	Phytate: ND ¹	Fat: 2 to 4% ^{1,3}	2. Djuikwo et al. (2011)		
	[3 to 4 g]	[40 to 50 g]	[12 to 16 g]	Crude fiber: 6 to 51% ^{1,3}	AA: 1 mg/100 g ³	3. Gemedé & Ratta. (2014)		
<i>Ceratoltheca sesamoides</i> (false sesame, leaves)						1. Mitchikpe et al. (2008)		
						2. Djuikwo et al. (2011)		
						3. Stadlmayr et al. (2010)		

(Continues)

TABLE 5 (Continued)

Food group	Contents						References
	Examples of staple cereal foods which could be fortified	Iron (mg/100 g, db)	Zinc (mg/100 g, db)	β -carotene (mg/100 g, db)	Potential bioavailability inhibitors (mg/100 g, db)	Potential bioavailability enhancers (mg/100 g, db)	
	<i>Basella alba</i> (Ceylon spinach, leaves)	37 to 60 ^{1,4} [8 to 12 g]	4 to 19 ^{1,4} [11 to 47 g]	13 to 27 ^{2,4} [8 to 16 g]	Dietary fiber: 32 to 63% ^{3,4} Phytate: 41 mg/100 g ³ Tannins: 221 mg/100 g ³	Fat: 3 to 16% ^{1,4}	1. Akanfe (2013) 2. Djuikwo et al. (2011) 3. Amalraj and Pius (2015) 4. Kumar, Manoj, and Giridhar (2015)
	<i>Corchorus olitorius</i> (jute mallow, leaves)	18 to 23 ¹⁵ [20 to 25 g]	2.8 to 5 ¹ [40 to 71 g]	10 to 28 ^{2,3,5} [8 to 21 g]	Dietary fiber: 21 to 53% ^{3,5} Phytate: 60 mg/100 g ⁴ Tannins: 1450 mg/100 g ⁴ Oxalate: 1700 mg/100 g ⁴	Fat: 1 to 7% ^{3,5}	1. Ndlovu and Afolayan (2008) 2. Traoré, Parkouda, Guissou, Traoré, and Savadogo (2019) 3. Traoré et al. (2017) 4. Ifemeje, Egbuna, Eziokwuodiaso, and Ezebuo (2014) 5. Van Jaarsveld et al. (2014)
	<i>Momordica cochinchinensis</i> (Gac, fruit)	1 ¹ [346 g]	1 ¹ [182 g]	21 to 60 ² [4 to 10 g]	Dietary fiber: 35.2% ¹	Fat: 4% ¹	1. Pinthong, Judprasong, Tangsuphoom, Jittinandana, and Nakngamanong (2019) 2. Müller-Maatsch et al. (2017)
Fruits	<i>Carica papaya</i> (papaya, fruit)	1 to 5 ^{1,3} [96 to 643 g]	0 to 1 ^{1,3} [143 to 500 g]	1 to 3 ^{1,3} [78 to 350 g]	Dietary fiber: 2 to 19% ^{2,3} Phytate: 0.5 to 12.5 mg/100 g ² Oxalate: 3,860 mg/100 g ² Tannins: 570 to 750 mg/100 g ²	Fat: 1% ^{2,3} AA: 59 to 407 mg/100 g ^{1,3}	1. Wall (2006) 2. Ali, Devarajan, Waly, Essa, and Rahman (2011) 3. Stadlmayr et al. (2010)

(Continues)

TABLE 5 (Continued)

Food group	Contents				Potential bioavailability enhancers (mg/100 g, db)	Potential bioavailability inhibitors (mg/100 g, db)	References
	Iron (mg/100 g, db)	Zinc (mg/100 g, db)	β -carotene (mg/100 g, db)	Potential bioavailability enhancers (mg/100 g, db)			
Examples of staple cereal foods which could be fortified							
<i>Mangifera indica</i> (mango, fruit)	1 to 3 ⁴ [173 to 450 g]	1 ^{1,4} [333 g]	2 to 4 ^{2,4} [50 to 95 g]	Dietary fiber: 2 to 13% ^{1,4} Tannins: 430 mg/100 g ³	Fat: 0 to 1% ^{1,4} AA: 35 to 107 mg/100 g ^{3,4}	1. Perpétuo and Salgado (2003) 2. Arscott, Howe, Davis, and Tanumihardjo (2010) 3. Mamiro et al. (2007) 4. Stadlmayr et al. (2010)	
<i>Tamarindus indica</i> (tamarind, fruit)	2 to 38 ^{1,4} [12 to 205 g]	3 to 8 ^{1,4} [25 to 69 g]	0 to 8 ^{2,4} [28 to 525 g]	Dietary fiber: 8.4 to 13.3% ^{3,4}	Fat: 0 to 1% ^{3,4} AA: 10 to 36 ⁴	1. Okello, Okullo, Eilu, Nyeko, and Obua (2017) 2. Djuikwo et al. (2011) 3. Garcia-Amezquita, Tejada-Ortigoza, Heredia-Olea, Serna-Saldivar, and Welti-Chanes (2018) 4. Stadlmayr et al. (2010)	
<i>Ananas comosus</i> (pineapple, peel)	3 to 26 ^{1,2} [18 to 161 g]	1 to 7 ^{1,2} [31 to 222 g]		Crude fiber: 9 to 15% ^{1,2} Phytate: 1,990 mg/100 g ¹ Total phenolics: 1,420 mg/100 g ¹	Fat: 2 to 4% ^{1,2}	1. Romelle, Rani, and Manohar (2016) 2. Souza et al. (2016)	
<i>Abelmoschus esculentus</i> (okra, fruit)	1 to 5 ^{1,2} [90 to 900 g]	2 to 3 ^{1,2} [67 to 95 g]	0 to 2 ^{1,2} [100 to 2100 g]	Dietary fiber: 1% ¹	AA: 29 ¹ Organic acids: 473 to 2,247 mg/100 g ² Fat: 0 to 4 ^{1,2}	1. Stadlmayr et al. (2010) 2. Petropoulos, Fernandes, Barros, and Ferreira (2018)	
<i>Solanum lycopersicum</i> (tomato, peel)	2 to 8 ^{1,2} [59 to 265 g]	1 to 3 ^{1,2} [71 to 400 g]	29 ¹ [7 g]	Dietary fiber: 86% ² Total phenolics: 158 mg/100 g ²	Fat: 6% ² AA: 131 to 298 mg/100 g ³	1. Knoblich, Anderson, and Latschaw (2005) 2. Navarro-González, García-Valverde, García-Alonso, and Pertiago (2011) 3. Peng, Zhang, and Ye (2008)	

(Continues)

TABLE 5 (Continued)

Food group	Examples of staple cereal foods which could be fortified	Contents					Potential bioavailability enhancers (mg/100 g, db)	References
		Iron (mg/100 g, db)	Zinc (mg/100 g, db)	β -carotene (mg/100 g, db)	Potential bioavailability inhibitors (mg/100 g, db)	Potential bioavailability enhancers (mg/100 g, db)		
Other vegetables	<i>Cucurbita maxima</i> (pumpkin, flesh)	1 to 3 ¹ [167 to 450 g]	1 ¹ [154 to 250 g]	3 to 19 ¹ [11 to 81 g]	Crude fiber: 6 to 7% ²	Fat: 3% ² AA: 49 to 842 mg/100 g ¹	1. Kulczyński and Gramza-Michałowska (2019) 2. Kulaitienė et al. (2014)	
	<i>Solanum melongena</i> (eggplant)	1 to 39 ^{2,3} [12 to 500 g]	2 to 11 ^{2,3} [11 to 154 g]	0 to 23 ^{1,2} [9 to 488 g]	Dietary fiber: 3 to 52% ^{2,3,4} Total phenolics: 1350 to 1750 mg/100 g ³ Tannins: 4 to 161 mg/100 g ³	Fat: 0 to 1% ^{2,3} AA: 6 to 314 mg/100 g ²	1. Djuikwo et al. (2011) 2. Stadlmayr et al. (2010) 3. Guillermo et al. (2014) 4. USDA (2020)	
Flowers	<i>Hibiscus sabdariffa</i> (roselle, calyx)	16 ¹ [28 g]	3 ¹ [11 g]	14 to 18 ² [12 to 15 g]	Dietary fiber: 3.6% ³	Fat: <1% ³ AA: 17 mg/100 g ³	1. Djuikwo et al. (2011) 2. Jung, Kim, and Joo (2013) 3. Singh, Khan, and Hailemariam (2017) 4. Stadlmayr et al. (2010)	
	<i>Colocasia esculenta</i> (taro, flowers)	30 ¹ [15 g]	8 ¹ [11 g]		Oxalic acid: 0.17 mg/100 g ¹ Fiber 20% ¹	Fat: 5% ¹	1. Ejoh, Mbiapo, and Fokou (1996)	
Seeds	<i>Helianthus annuus</i> (sunflower, seeds)	4 to 60 ^{1,2} [73 to 118 g]	3 to 7 ^{1,2} [11 to 29 g]	<1 ² [7 kg]	Dietary fiber: 7 to 14% ²	Fat: 48 to 54% ² AA: 1.4 mg/100 g ²	1. Cabrera, Lloris, Gimenez, Olalla, and Lopez (2003) 2. USDA (2020)	
	<i>Pentaclethra macrophylla</i> (African oil bean, seed)	5 to 6 ^{1,3} [12 to 28 g]	1 ¹ [12 to 28 g]	<1 ² [31 kg]	Crude fiber: 2 to 5% ¹ Phytate: 1,800 to 2,110 mg/100 g ^{1,2} Tannins: 200 to 380 mg/100 g ^{1,2} Oxalate: 10 to 279 mg/100 g ^{1,2}	Fat: 39 to 54% ^{1,2} AA: 9.5 mg/100 g ²	1. Enujiugha and Akanbi (2005) 2. Fungo et al. (2015) 3. USDA (2020)	

¹ Converted from 1 IU vitamin A = 0.3 µg retinol, 1 IU = 0.6 µg β -carotene.

[¹]: The amounts of fortificant (db) required to provide 25% of the iron, zinc, and vitamin A requirements of healthy women of childbearing age is also included (vitamin A - 700 µg retinol activity equivalents or 8.4 mg β -carotene/day, iron 18 mg/day and zinc 8 mg/day).

ND: not detected.

TABLE 6 Iron and zinc content and microbial load of some dried food fortificant powders (as is basis)

Food fortificant powder	Source ^a	Iron (mg/100 g)	Zinc (mg/100 g)	Total microbial activity (cfu/g)	Coliforms (cfu/g)	Yeasts (cfu/g)	Molds (cfu/g)
Moringa leaf	SME Senegal	49.4	2.1	6.1×10^4	ND ^b	ND	1.8×10^2
	SME Senegal	42.9	1.9	6.1×10^3	ND	ND	1.4×10^2
	LCE South Africa	104.5	2.5	8.9×10^2	5.6×10^2	1.0×10^1	ND
	LCE South Africa	100.9	2.1	8.3×10^3	ND	ND	ND
	SME South Africa	31.4	0.3	1.9×10^4	1.8×10^4	ND	4.0×10^1
Carrot	SME Senegal	2.6	1.9	3.5×10^3	7.0×10^2	ND	5.0×10^1
	LCE South Africa	10.4	5.4	1.2×10^4	1.0×10^2	ND	7.0×10^1
Baobab fruit	SME Senegal	10.7	1.8	4.3×10^3	ND	ND	ND
	LCE South Africa	1.5	0.9	1.0×10^1	ND	ND	ND
	LCE South Africa	2.3	0.7	1.2×10^4	ND	ND	ND
Mango	SME Senegal	1.0	0.6	2.0×10^1	ND	ND	1.0×10^1
	LCE South Africa	3.4	0.6	ND	ND	ND	ND
Papaya	SME Senegal	1.9	0.5	4.1×10^2	ND	ND	6.3×10^2
Roselle calyx	SME Senegal	54.9	2.5	16×10^2	ND	ND	ND

^a LCE, large commercial enterprise; SME, small- or microenterprise.

^b ND: not detected.

5.3.3 | Inclusion of bioavailability enhancer contents

While the presence of antinutrients is a real concern, certain plant-based fortificants contain enhancers of micronutrient absorption. The most notable and widely distributed enhancers of mineral absorption in plant foods are organic acids, especially ascorbic acid and citric acid (Gibson, Perlas, & Hotz, 2006). The mechanisms involve reduction of Fe^{3+} to Fe^{2+} and chelation of the minerals, which maintains them in a soluble and absorbable form (Iyengar, Pullakhandam, & Nair, 2010; Lönnerdal, 2000). Lipids are required for the absorption of β -carotene and other carotenoids through the formation of mixed micelles (Yeum & Russell, 2002). As such, it is critical to include dietary fat in the meal or with the intended FtFF application when possible. Selection of type of lipid will be dependent on common local sources. However, in general while triacylglycerides rich in monounsaturated fatty acid may be more effective in promoting carotenoid micellarization and absorption (Failla, Chitchumronchokchai, Ferruzzi, Goltz, & Campbell, 2014; Huo, Ferruzzi, Schwartz, & Failla, 2007), it is more critical to consider the amount of fat in a meal to promote sufficient absorption (Goltz, Campbell, Chitchumronchokchai, Failla, & Ferruzzi, 2012).

When selecting a plant-based fortificant, the relative levels of enhancers to micronutrients should also be evaluated (Table 5). The minimum molar ratios of ascorbic acid and citric acid for optimal iron absorption are $>4:1$ and $100:1$, respectively (Hunt, 2005; Teucher, Olivares, & Cori, 2004), although lower ratios may bring about some enhancement (Teucher et al., 2004). Even a relatively low quantity of additional plant oils in the diet, 3 to 5 g per meal, will enhance β -carotene absorption from green leafy vegetables (Goltz et al., 2012; Jayarajan, Reddy, & Mohanram, 1980).

5.4 | Potentially valuable plant-based fortificants

In addition to those fortificants highlighted earlier (Tables 1 to 4), Table 5 summarizes promising yet underutilized food sources that are common in sub-Saharan Africa and/or Asia. Possible plant-based fortificants included contain substantial amounts of iron, zinc, and/or provitamin A and/or desired bioavailability modulators and are compared to three common starchy staple foods (Table 5).

It is evident that green leafy vegetables in general contain substantially greater amounts of iron, zinc, and β -carotene as compared to the starchy staple foods (Table 5). Green leafy vegetables, however, also contain

high amounts of inhibitors, including tannins, total phenolics, oxalates, and fiber. Concerning vitamin A fortificants, the goal is a balance between high β -carotene content and lower contents of inhibitors including divalent minerals and fiber, which would make jute mallow and okra leaves ideal vitamin A fortificants due to their relatively higher β -carotene and lower divalent mineral and fiber contents. Small weights of these leaves (8 to 100 g) can provide 25% of iron, zinc, and vitamin A requirements of women of childbearing age. Where iron and zinc fortificants are concerned, the aim would be high contents of both iron and zinc as well as bioavailability enhancers (provitamin A and ascorbic acid) and lower contents of inhibitors (especially phytates and tannins). An example of a fortificant with valuable potential is pumpkin leaves, which at 38 g could provide at least 25% of iron, zinc, and vitamin A requirements of women of childbearing age and it contains low levels of dietary fiber and tannins and high levels of ascorbic acid.

The fruits/fruit parts identified are promising as they contain high contents of both β -carotene and ascorbic acid, while the levels of inhibitors are lower compared to the green leafy vegetables (Table 5). Some of the fruits even contain substantial amounts of iron and zinc (tamarind pulp and pineapple peel). The fruit fortificants also provide the opportunity for the use of various waste products as fortificants, for example, pineapple and tomato peel. However, while these levels of iron, zinc, and β -carotene from the different food groups are favorable, their efficacy in improving the bioavailable content of target micronutrients in FtFF efforts is yet to be investigated.

5.5 | Microbiological quality and target safety levels

As plant-based fortificants need to comprise a significant proportion of the final food product, they must comply with accepted international food safety standards in terms of limits on heavy metals, pesticide residues, and hygiene especially microbiological contaminants and toxins. In setting target safety levels, a good starting point is the Codex Alimentarius standards for fresh fruit and vegetables (Codex Alimentarius, 2007), dried fruit such as apricots (Codex Alimentarius, 1981), and the Codex Code of Practice for Spices and Dried Aromatic Herbs (Codex Alimentarius, 2014). As of 2020, Codex standards for spices and dried herbs are only still under development. However, of relevance is that the Kenya Bureau of Standards has drafted a Codex type standard for dehydrated vegetables (KEBS, 2018).

When dealing with natural plant materials, considering their potential for microbial contamination,

achieving strict hygiene limits can be challenging as many processors still depend on traditional processing technologies such as open-air solar drying. In Table 6, the two products with the highest microbial counts were moringa leaf powder and carrot powder, with some samples having elevated counts of coliforms, suggesting possible fecal contamination. Such contamination is not entirely surprising since tree leaves and similar plant parts are directly exposed to the environment for a period of weeks during cultivation and the products are generally open air solar dried. The microbial contamination of carrot powder, a thermally dried processed product, could be due to postprocessing contamination in combination to the fact that it is a low acid food. Some microbiological contamination is acceptable when the food products containing the plant-based fortificants will be subject to thermal processing before consumption. However, one of the moringa powder products had coliform levels $>10^4$ cfu/g, which would be clearly unacceptable.

Concerning heavy metals, there is some indication, although very incomplete, that some species of potential plant-based fortificant leafy vegetables may pose greater risk than others, when they are cultivated on contaminated soils (Nabulo, Young, & Black, 2010). For example, the hazard quotient (HQ_M) for cadmium for *Solanum aethiopicum* (Ethiopian nightshade) was some 16 times higher than of *Vigna unguiculata* (cowpea).

While the potential to exceed upper intake limits of any micronutrient from FtFF is minimal relative to synthetic fortification or supplementation, a concern remains the potential for certain plant ingredients to contain naturally occurring toxic substances. For example, bitter varieties of cassava can contain dangerously high levels of cyanogenic glycosides, which are present in all the plant tissues (Burns et al., 2012). Other natural toxins include saponins, which have been found in some African green leafy vegetables (Uusiku et al., 2010) and pyrrolizidine alkaloids which occur in particular species of many plant families (Dolan, Matulka, & Burdock, 2010). In view of the fact that plant-based fortificants would be consumed as a significant component of staple food products, caution would be the best policy when evaluating a novel plant-based fortificant as a potential food ingredient and that these aspects should be properly evaluated prior to use.

5.5.1 | Costs versus benefits

A potential challenge with FtFF, especially in low socioeconomic populations, is the cost implication when relatively inexpensive staple flours and foods are fortified with more expensive micronutrient-rich food-fortificants.

Recent research in Kenya has shown that FtFF of an instant cereal porridge flour with 20% dried carrot and baobab fruit would currently increase the net cost of the product by approximately 28% on account of the higher costs of these ingredients (De Groote et al., 2020). However, this and related research in Senegal revealed that consumers are willing to pay a significant premium for these products fortified with fruits and vegetables, an additional 12% in Kenya and 4 to 9% in Senegal (De Groote et al., 2018, 2020), which would significantly mitigate the additional cost.

Food fortification is, however, not a simple economic issue of the additional premium that consumers are willing to pay for what they perceive as being the benefits versus the cost to the food manufacturer. Fortification programs are usually a governmental initiative aimed at attaining improved health and other societal benefits. With regard to health benefits, Horton (2006) calculated the cost of conventional fortification in terms of DALY (cost per disability adjusted life-year) saved. In current (2020) US\$, the cost of vitamin A fortification in Africa per DALY saved would be approximately \$42. In terms of economic benefits, data from the FAO/WHO (FAO/WHO, 2006) indicate that the cost: benefit ratio of conventional-type iron fortification for a lower middle income country, as measured by improved manual labor productivity, is 1:8. However, the feasibility of small-scale fortification programs in developing countries to adopt conventional fortification has been identified as a significant remaining challenge (WHO, 2016b). This is due, in part, to its dependence on imported vitamin and mineral premix ingredients and because of its requirement for specialized dosing equipment, both of which directly impact cost and limit adoption to larger-scale producers. Because FtFF does not require highly specialized equipment, it can, in contrast to conventional fortification, be readily implemented at a smaller scale.

FtFF also has the potential to yield additional economic benefits, particularly in developing countries. In sub-Saharan Africa, losses during postharvest, processing and distribution account for 35% of the region's fruit and vegetable crop (Gustavsson, Cederberg, Sonesson, van Otterdijk, & Meybeck, 2011). Concentration and drying, especially of edible substandard produce and by-products into shelf-stable plant fortificants, would expand fruit and vegetable processing enterprises and substantially contribute to a reduction in these losses. By-products such as pumpkin and okra leaves and pineapple and tomato peel are promising fortificants (Table 5), which would have smaller cost implications compared to the premium products (carrot and baobab powder) included in the calculations of De Groote et al. (2020). In time, the expansion of plant food fortificant production should serve to bring down the cost of the fortificants and also generate

a food ingredient value chain domestically. While future research studies and FtFF adoption by entrepreneurs will determine its market potential, the economic case for FtFF in developing countries is increasing.

5.6 | Supply chain and product development considerations

Regarding the supply chain of fortification ingredients, traditional fortification relies on well-established supply chains that provides custom premix solutions, which target micronutrient levels with appropriate overages accounting for losses of sensitive vitamins (i.e., vitamins A and E) during processing and over the product's intended shelf life (FAO/WHO, 2006). While many of these micronutrient ingredients and even the complete premixes are imported by developing countries, they remain consistent and generally cost effective, when implementable. By comparison, plant-based fortificants can and should be obtained locally through the agricultural supply chain. This contributes both to nutritional goals and to the development of new agronomic value centers. However, there are some inherent problems, including inconsistent availability of high-quality raw materials from which to manufacture the plant-based fortificant. For example, while numerous micronutrient-dense plants have been identified in sub-Saharan Africa, only a few truly have an evolved supply chain suitable for use as plant-based fortificants. For example, moringa cultivation and application has expanded extensively in sub-Saharan Africa (Saguna, Chirwa, & Sajidu, 2019). However, as geographic, seasonal, agronomic, or other environmental factors can lead to variation in the micronutrient content and quality. As such, raw material quality assurance systems must be robust to ensure appropriate quality and safety targets are achieved.

In addition to raw material supply, the development of manufactured food products must include consideration of the impacts these new plant-based ingredients. From a product quality perspective, impacts on sensory attributes are to be expected. Traditional iron fortification of cereal products is well known to impact on color and taste, even when formulated at relatively low levels (Habeych, van Kogelenberg, Sagalowicz, Michel, & Galaffu, 2016). The higher usage rates and complexity of plant-based fortificants would be expected to have greater impacts. For example, highly pigmented plant-based fortificants such as moringa and roselle (hibiscus), both excellent sources of iron and zinc when used at 10% of cereal formulations impart significant green and pink colors to finished formulations (Figure 3). These ingredients also have characteristic flavors that may or may not be appreciated by



FIGURE 3 The effects of various FtFFs on the visual appearance of pearl millet porridges. (a) Plain pearl millet, (b) fortified with carrot and papaya and baobab, (c) fortified with hibiscus and baobab, and (d) fortified with moringa, carrot, mango, and baobab

consumers. Also, significant dilution of starch-rich cereal products with plant-based fortificants will impact the rheological properties of the finished product, apparent to consumers as altered mouthfeel. These sensorial aspects were covered in the review by Chadare et al. (2019). As an example, Mounjouenpou et al. (2018) found that in Cameroon rice cookies fortified with baobab fruit pulp were optimally acceptable at a 20% inclusion level. In contrast, Boateng, Nortey, Ohemeng, Asante, and Steiner-Asiedu (2019) in a review of research from across Africa into the consumer acceptability of complementary foods fortified with moringa leaf powder concluded that their acceptability declined above 10% inclusion. Taken together, it is critical to consider the nature of the products that have been targeted for food-to-fortification and to assess the consumer acceptability of the food-to-food fortification in those products. Experience from iron fortification programs has shown that a decision tree approach comprising internal screening by “experts,” followed by descriptive and affective (consumer) sensory panels is the best way to ensure product acceptability.

6 | CONCLUSIONS

FtFF is an emerging food-based strategy that can be defined as *the addition of micronutrient-dense food/s to a recipe (household level) or food formulation (food industry level), or the replacement of micronutrient-poor/antinutrient-rich ingredients, to substantially increase the amount of bioavailable micronutrient/s, with the*

aim of improving the micronutrient status of populations where the intake of bioavailable micronutrients is inadequate. FtFF should be rooted in the increased scientific knowledge of nutritional composition and compound interactions affecting nutrient bioavailability which makes the standardized, safe and effective implementation of this food-based strategy possible on a commercial scale. Despite the limited number of studies, the wide diversity of food-based fortificants currently applied and some contradictory findings, there are some promising fortificants that have been shown to improve the amount of bioavailable iron and zinc and provitamin A from starchy staple foods. However, as the observed improvements in micronutrient bioavailability are relatively small, a sustained positive impact on micronutrient status is only likely with long-term regular consumption as staple foods. Consequently, in vivo studies of extended duration are warranted in order to determine the full potential of promising food-based fortificants and FtFF strategies. Issues such as the plant-based fortificant supply chain, final product quality, and potential cost implications present significant challenges in implementation of FtFF, especially in countries lacking a sophisticated food-manufacturing sector. Nevertheless, it provides unique opportunities for the use of currently wasted by-products and for development of local food value chains that can contribute to community economic development in addition to its nutritional benefits. Hybrid fortification which leverages synthetic micronutrient premixes to standardize product micronutrient levels may also prove to be attractive complementary strategies to address some of the drawbacks of FtFF. Further important aspects of FtFF which were not covered in this review, but should be considered in future work include (1) the potential of FtFF to address the double burden of malnutrition, both undernutrition (micronutrient deficiencies) as well as overnutrition (overnutrition and its associated diseases like type-2 diabetes and cardiovascular disease), on account of the high content of bioactive compounds as well as micronutrients in many plant food-based fortificants; and (2) the potential socioeconomic impact of FtFF on developing communities where supply chain development takes place.

ACKNOWLEDGMENTS

This publication was made possible, in part, through the support provided by the U.S. Agency for International Development (USAID) Food Processing & Post Harvest Innovation Lab (FPLAID-0AA-L-14-00003). The opinion expressed herein are those of the authors and do not necessarily reflect the views of the USAID.

Open access funding enabled and organized by Projekt DEAL.

AUTHOR CONTRIBUTIONS

JK contributed majorly to concept and design, review of the literature, manuscript preparation, and scientific editing. JRNT contributed to review of the literature, manuscript preparation, and scientific editing. MGF contributed to manuscript preparation and scientific editing. HD contributed to the literature searches and provided minor summaries for manuscript preparation.


CONFLICTS OF INTERESTS

The authors declare no conflicts of interest.

ORCID

Johanita Kruger  <https://orcid.org/0000-0003-1313-7762>

John R. N. Taylor  <https://orcid.org/0000-0002-9714-2093>

Mario G. Ferruzzi  <https://orcid.org/0000-0003-1384-2672>

REFERENCES

- Abdel-Rahman, A., Anyangwe, N., Carlucci, L., Casper, S., Danam, R. P., Enongene, E., ... Hines, F. (2011). The safety and regulation of natural products used as foods and food ingredients. *Toxicological Sciences*, 123, 333–348. <https://doi.org/10.1093/toxsci/kfr198>
- Akande, K. E., Doma, U. D., Agu, H. O., & Adamu, H. M. (2010). Major antinutrients found in plant protein sources: Their effect on nutrition. *Pakistan Journal of Nutrition*, 9, 827–832.
- Akanfe, F. A. (2013). Comparative study of proximate and ultimate analysis of Ceylon spinach (*Basella alba* and *Basella rubra*) and water leaf (*Talinium triangulare*). *National Association for Science, Humanities & Education Research Journal*, 11, 1–4.
- Alasalvar, C., & Bolling, B. W. (2015). Review of nut phytochemicals, fat-soluble bioactives, antioxidant components and health effects. *British Journal of Nutrition*, 113(S2), S68–S78. <https://doi.org/10.1017/S0007114514003729>
- Ali, A., Devarajan, S., Waly, M., Essa, M. M., & Rahman, M. S. (2011). Nutritional and medicinal value of papaya (*Carica papaya* L.). In M. M. Essa, A. Manickavasgan, & E. Sukumar (Eds.), *Natural products and bioactive compounds in disease prevention* (pp. 34–42). New York, NY: Nova Science.
- Amalraj, A., & Pius, A. (2015). Bioavailability of calcium and its absorption inhibitors in raw and cooked green leafy vegetables commonly consumed in India—An in vitro study. *Food Chemistry*, 170, 430–436. <https://doi.org/10.1016/j.foodchem.2014.08.031>
- Amarteifio, J. O., Tibe, O., & Njogu, R. M. (2006). The mineral composition of bambara groundnut (*Vigna subterranea* (L) Verdc) grown in Southern Africa. *African Journal of Biotechnology*, 5, 2408–2411.
- Aragón, I. J., Ceballos, H., Dufour, D., & Ferruzzi, M. G. (2018). Pro-vitamin A carotenoids stability and bioaccessibility from elite selection of biofortified cassava roots (*Manihot esculenta*, Crantz) processed to traditional flours and porridges. *Food & Function*, 9, 4822–4835. <https://doi.org/10.1039/C8FO01276H>
- Arcott, S. A., Howe, J. A., Davis, C. R., & Tanumihardjo, S. A. (2010). Carotenoid profiles in provitamin A-containing fruits and vegetables affect the bioefficacy in Mongolian gerbils. *Experimental Biology and Medicine*, 235, 839–848. <https://doi.org/10.1258/ebm.2010.009216>
- Ayogu, R. N., & Onah, T. P. (2018). Impact of cowpea fortified cookies on anthropometric and micronutrient status of primary school

- children: A randomized, single-blind controlled trial. *Nigerian Journal of Clinical Practice*, 21, 1341–1348.
- Bechoff, A., Poulaert, M., Tomlins, K. I., Westby, A., Menya, G., Young, S., & Dhuique-Mayer, C. (2011). Retention and bioaccessibility of β -carotene in blended foods containing orange-fleshed sweet potato flour. *Journal of Agricultural and Food Chemistry*, 59, 10373–10380. <https://doi.org/10.1021/jf201205y>
- Bhati, K. K., Alok, A., Kumar, A., Kaur, J., Tiwari, S., & Pandey, A. K. (2016). Silencing of ABC13 transporter in wheat reveals its involvement in grain development, phytic acid accumulation and lateral root formation. *Journal of Experimental Botany*, 67, 4379–4389. <https://doi.org/10.1093/jxb/erw224>
- Boateng, L., Nortey, E., Ohemeng, A., Asante, M., & Steiner-Asiedu, M. (2019). Sensory attributes and acceptability of complementary foods fortified with *Moringa oleifera* leaf powder. *Nutrition & Food Science*, 49, 393–406. <https://doi.org/10.1108/NFS-07-2018-0192>
- Bouis, H. E., & Saltzman, A. (2017). Improving nutrition through biofortification: A review of evidence from HarvestPlus, 2003 through 2016. *Global Food Security*, 12, 49–58. <https://doi.org/10.1016/j.gfs.2017.01.009>
- Burchi, F., Fanzo, J., & Frison, E. (2011). The role of food and nutrition system approaches in tackling hidden hunger. *International Journal of Environmental Research and Public Health*, 8, 358–373. <https://doi.org/10.3390/ijerph8020358>
- Burns, A. E., Gleadow, R. M., Zacarias, A. M., Cuambe, C. E., Miller, R. E., & Cavagnaro, T. R. (2012). Variations in the chemical composition of cassava (*Manihot esculenta* Crantz) leaves and roots as affected by genotypic and environmental variation. *Journal of Agricultural and Food Chemistry*, 60, 4946–4956. <https://doi.org/10.1021/jf2047288>
- Cabrera, C., Lloris, F., Gimenez, R., Olalla, M., & Lopez, M. C. (2003). Mineral content in legumes and nuts: Contribution to the Spanish dietary intake. *Science of the Total Environment*, 308, 1–14. [https://doi.org/10.1016/S0048-9697\(02\)00611-3](https://doi.org/10.1016/S0048-9697(02)00611-3)
- Canfield, L. M., Kaminsky, R. G., Taren, D. L., Shaw, E., & Sander, J. K. (2001). Red palm oil in the maternal diet increases provitamin A carotenoids in breastmilk and serum of the mother-infant dyad. *European Journal of Nutrition*, 40, 30–38. <https://doi.org/10.1007/PL00007383>
- Cercamondi, C. I., Egli, I. M., Zeder, C., & Hurrell, R. F. (2014). Sodium iron EDTA and ascorbic acid, but not polyphenol oxidase treatment, counteract the strong inhibitory effect of polyphenols from brown sorghum on the absorption of fortification iron in young women. *British Journal of Nutrition*, 111, 481–489. <https://doi.org/10.1017/S0007114513002705>
- Chadare, F. J., Idohou, R., Nago, E., Affonfere, M., Agossadou, J., Fassinou, T. K., ... Hounhouigan, D. J. (2019). Conventional and food-to-food fortification: An appraisal of past practices and lessons learned. *Food Science & Nutrition*, 7, 2781–2795. <https://doi.org/10.1002/fsn3.1133>
- Charles, A. L., Sriroth, K., & Huang, T. C. (2005). Proximate composition, mineral contents, hydrogen cyanide and phytic acid of 5 cassava genotypes. *Food Chemistry*, 92, 615–620. <https://doi.org/10.1016/j.foodchem.2004.08.024>
- Chilungo, S., Muzhingi, T., Truong, V. D., & Allen, J. C. (2019). Effect of processing and oil type on carotene bioaccessibility in traditional foods prepared with flour and puree from orange-fleshed sweet potatoes. *International Journal of Food Science and Technology*, 54, 2055–2063. <https://doi.org/10.1111/ijfs.14106>
- Codex Alimentarius (1981). Standard for dried apricots, Codex Stan 130–1981. Retrieved from http://www.fao.org/fao-who-codexalimentarius/sh-proxy/en/?lnk=1&url=https%253A%252F%252Fworkspace.fao.org%252Fsites%252Fcodex%252Fstandards%252FCXS%2B130-1981%252FCXS_130e.pdf
- Codex Alimentarius (2007). Fresh fruits and vegetables (1st ed). Retrieved from <http://www.fao.org/3/a1389e/a1389e00.htm>
- Codex Alimentarius (2014). Code of hygienic practice for spices and dried aromatic herbs, CAC/RCP 42 – 1995, Adopted 1995, Revision 2014. Retrieved from http://www.fao.org/input/download/standards/27/CXP_042e_2014.pdf
- Codex Alimentarius Commission (1987). General principles for the addition of essential Nutrients to Foods CAC/GL 09–1987 (last amended 1991). Rome, Italy: Joint FAO/WHO Food Standards Programme, Codex Alimentarius Commission. Retrieved from http://www.fao.org/fao-who-codexalimentarius/sh-proxy/en/?lnk=1&url=https%3A%2F%2Fworkspace.fao.org%2Fsites%2FCodex%2FMeetings%2FCX-720-41%2FReport%2FAoption%2FREP20_NFSDUe.pdf
- Codex, FAO, and WHO (2018). Proposed draft definition for biofortification. Joint FAO/WHO Food Standards Programme Codex Committee on Nutrition and Foods for Special Dietary Uses, Fortieth Session, Berlin, Germany. Retrieved from www.fao.org/fao-who-codexalimentarius
- Colle, I. J., Lemmens, L., Knockaert, G., Van Loey, A., & Hendrickx, M. (2016). Carotene degradation and isomerization during thermal processing: A review on the kinetic aspects. *Critical Reviews in Food Science and Nutrition*, 56, 1844–1855. <https://doi.org/10.1080/10408398.2013.790779>
- Corte-Real, J., Bertucci, M., Soukoulis, C., Desmarchelier, C., Borel, P., Richling, E., ... Bohn, T. (2017). Negative effects of divalent mineral cations on the bioaccessibility of carotenoids from plant food matrices and related physical properties of gastro-intestinal fluids. *Food and Function*, 8, 1008–1019. <https://doi.org/10.1039/C6FO01708H>
- Corte-Real, J., Iddir, M., Soukoulis, C., Richling, E., Hoffmann, L., & Bohn, T. (2016). Effect of divalent minerals on the bioaccessibility of pure carotenoids and on physical properties of gastro-intestinal fluids. *Food Chemistry*, 197, 546–553. <https://doi.org/10.1016/j.foodchem.2015.10.075>
- de Almeida Siqueira, E. M., Arruda, S. F., de Vargas, R. M., & de Souza, E. M. T. (2007). β -Carotene from cassava (*Manihot esculenta* Crantz) leaves improves vitamin A status in rats. *Comparative Biochemistry and Physiology Part C: Toxicology & Pharmacology*, 146, 235–240. <https://doi.org/10.1016/j.cbpc.2006.12.006>
- De Groote, H., Kariuki, S. W., Traore, D., Taylor, J. R. N., Ferruzzi, M. G., & Hamaker, B. R. (2018). Measuring consumers' interest in instant fortified pearl millet products: A field experiment in Touba, Senegal. *Journal of the Science of Food and Agriculture*, 98, 2320–2331. <https://doi.org/10.1002/jsfa.8722>
- De Groote, H., Mugalavai, V., Ferruzzi, M., Onkware, A., Ayua, E., Duodu, K. G., ... Hamaker, B. R. (2020). Consumer acceptance and willingness to pay for instant cereal products with food-to-food fortification in Eldoret, Kenya. *Food and Nutrition Bulletin*, 41, 224–243. <https://doi.org/10.1177/0379572119876848>
- Debelo, H., Ndiaye, C., Kruger, J., Hamaker, B. R., & Ferruzzi, M. G. (2019). African *Adansonia digitata* fruit pulp (baobab) modifies provitamin A carotenoid bioaccessibility from composite pearl millet porridges. *Journal of Food Science and Technology*, 57(4), 1382–1392. <https://doi.org/10.1007/s13197-019-04173-y>

- Development Initiatives (2018). Global nutrition report: Shining a light to spur action on nutrition (pp. 25–52). Bristol, UK: Development Initiatives.
- Dhuique-Mayer, C., Servent, A., Messan, C., Achir, N., Dornier, M., & Mendoza, Y. (2018). Bioaccessibility of biofortified sweet potato carotenoids in baby food: Impact of manufacturing process. *Frontiers in Nutrition*, 5, 98. <https://doi.org/10.3389/fnut.2018.00098>
- Djuikwo, V. N., Ejoh, R. A., Gouado, I., Mbofung, C. M., & Tanumihardjo, S. A. (2011). Determination of major carotenoids in processed tropical leafy vegetables indigenous to Africa. *Food and Nutrition Sciences*, 2, 793–802. <https://doi.org/10.4236/fns.2011.28109>
- Dolan, L. C., Matulka, R. A., & Burdock, G. A. (2010). Naturally occurring food toxins. *Toxins*, 2, 2289–2332. <https://doi.org/10.3390/toxins2092289>
- Ejoh, A. R., Mbiapo, F. T., & Fokou, E. (1996). Nutrient composition of the leaves and flowers of *Colocasia esculenta* and the fruits of *Solanum melongena*. *Plant Foods for Human Nutrition*, 49, 107–112. <https://doi.org/10.1007/BF01091966>
- Ejoh, R. A., Dever, J. T., Mills, J. P., & Tanumihardjo, S. A. (2010). Small quantities of carotenoid-rich tropical green leafy vegetables indigenous to Africa maintain vitamin A status in Mongolian gerbils (*Meriones unguiculatus*). *British Journal of Nutrition*, 103, 1594–1601. <https://doi.org/10.1017/S0007114509993588>
- Ekesa, B., Poulaert, M., Davey, M. W., Kimiywe, J., Van den Bergh, I., Blomme, G., & Dhuique-Mayer, C. (2012). Bioaccessibility of provitamin A carotenoids in bananas (*Musa* spp.) and derived dishes in African countries. *Food Chemistry*, 133, 1471–1477. <https://doi.org/10.1016/j.foodchem.2012.02.036>
- Enujiugha, V. N., & Akanbi, C. T. (2005). Compositional changes in African oil bean (*Pentaclethra macrophylla* Benth) seeds during thermal processing. *Pakistan Journal of Nutrition*, 4, 27–31.
- Esuma, W., Kawuki, R. S., Herselman, L., & Labuschagne, M. T. (2016). Stability and genotype by environment interaction of provitamin A carotenoid and dry matter content in cassava in Uganda. *Breeding Science*, 66(3): 434–443. <https://doi.org/10.1270/jsbbs.16004>
- Farm Concern International, & Kenya Government (2018). Flour blending for food security, nutrition and employment. Retrieved from <https://www.farmconcern.org/past-events/blending-of-flours-for-enhanced-food-and-nutrition-security-workshop>.
- Fadupin, G. T., Osuoji, U., & Ariyo, O. (2014). Effect of blanching on nutrient and anti-nutrient content of pumpkin (*Cucurbita pepo*) leaves. *African Journal of Food and Nutrition*, 12, 18–24.
- Fagbenro, O., Adeparusi, E., & Jimoh, W. (2010). Effect of processing on the nutrients and anti-nutrients composition of sunflower (*Helianthus annuus*) seed meals. *International Journal of Chemistry*, 20, 165–170.
- Failla, M. L., Chitchumronchokchai, C., Ferruzzi, M. G., Goltz, S. R., & Campbell, W. W. (2014). Unsaturated fatty acids promote bioaccessibility and basolateral secretion of carotenoids and α -tocopherol by Caco-2 cells. *Food & Function*, 5, 1101–1112. <https://doi.org/10.1039/C3FO60599J>
- Fairweather-Tait, S., & Hurrell, R. F. (1996). Bioavailability of minerals and trace elements. *Nutrition Research Reviews*, 9, 295–324. <https://doi.org/10.1079/NRR19960016>
- Fairweather-Tait, S., Lynch, S., Hotz, C., Hurrell, R., Abrahamse, L., Beebe, S., ... Hunt, J. (2005). The usefulness of *in vitro* models to predict the bioavailability of iron and zinc: A consensus statement from the HarvestPlus expert consultation. *International Journal for Vitamin and Nutrition Research*, 75, 371–374. <https://doi.org/10.1024/0300-9831.75.6.371>
- FAO, IFAD, UNICEF, WFP and WHO. (2019). The state of food security and nutrition in the World 2019. *Safeguarding against economic slowdowns and downturns*. Rome: FAO.
- FAO/WHO (2006). *Guidelines on food fortification with micronutrients*. Allen, L., de Benoist, B., Dary, O., & Hurrell, R. (Eds.). Geneva, Switzerland: WHO and FAO. <https://www.who.int/publications/i/item/9241594012>.
- Fleige, L. E., Moore, W. R., Garlick, P. J., Murphy, S. P., Turner, E. H., Dunn, M. L., ... Schaefer, S. E. (2010). Recommendations for optimization of fortified and blended food aid products from the United States. *Nutrition Reviews*, 68, 290–315. <https://doi.org/10.1111/j.1753-4887.2010.00288.x>
- Fungo, R., Muyonga, J., Kaaya, A., Okia, C., Tieguhong, J. C., & Baidu-Forsom, J. J. (2015). Nutrients and bioactive compounds content of *Baillonella toxisperma*, *Trichoscypha abut* and *Pentaclethra macrophylla* from Cameroon. *Food Science & Nutrition*, 3, 292–301. <https://doi.org/10.1002/fsn3.217>
- Gabaza, M., Shumoy, H., Muchuweti, M., Vandamme, P., & Raes, K. (2018). Baobab fruit pulp and mopane worm as potential functional ingredients to improve the iron and zinc content and bioaccessibility of fermented cereals. *Innovative Food Science & Emerging Technologies*, 47, 390–398. <https://doi.org/10.1016/j.ifset.2018.04.005>
- Gannon, B., Glahn, R., & Mehta, S. (2019). Iron bioavailability from multiple biofortified foods using an *in vitro* digestion, Caco-2 assay for optimizing a cyclic menu for a randomized efficacy trial (P10-029-19). *Current Developments in Nutrition*, 3, 784. <https://doi.org/10.1093/cdn/nzz034.P10-029-19>
- Garcia-Amezquita, L. E., Tejada-Ortigoza, V., Heredia-Olea, E., Serna-Saldivar, S. O., & Welti-Chanes, J. (2018). Differences in the dietary fiber content of fruits and their by-products quantified by conventional and integrated AOAC official methodologies. *Journal of Food Composition and Analysis*, 67, 77–85. <https://doi.org/10.1016/j.jfca.2018.01.004>
- Garg, M., Sharma, N., Sharma, S., Kapoor, P., Kumar, A., Chunduri, V., & Arora, P. (2018). Biofortified crops generated by breeding, agronomy, and transgenic approaches are improving lives of millions of people around the world. *Frontiers in Nutrition*, 5, 12. <https://doi.org/10.3389/fnut.2018.00012>
- Gautam, S., Platel, K., & Srinivasan, K. (2010). Higher bioaccessibility of iron and zinc from food grains in the presence of garlic and onion. *Journal of Agricultural and Food Chemistry*, 58(14), 8426–8429. <https://doi.org/10.1021/jf100716t>
- Gemed, H. F., & Ratta, N. (2014). Antinutritional factors in plant foods: Potential health benefits and adverse effects. *International Journal of Nutrition and Food Sciences*, 3, 284–289. <https://doi.org/10.11648/j.ijnfs.20140304.18>
- German Federal Institute for Risk Assessment (BfR), Marakis, G., Ziegenhagen, R., Lampen, A., & Hirsch-Ernst, K. I. (2018). Risk assessment of substances used in food supplements: The example of the botanical *Gymnema sylvestris*. *EFSA Journal*, 16, e16083. <https://doi.org/10.2903/j.efsa.2018.e16083>
- Gibson, R. S., Perlas, L., & Hotz, C. (2006). Improving the bioavailability of nutrients in plant foods at the household level. *Proceedings of the Nutrition Society*, 65, 160–168. <https://doi.org/10.1079/PNS2006489>

- Glover-Amengor, M., Aryeetey, R., Owusu, W. B., Afari, E., & Nyarko, A. (2017). *Moringa oleifera* leaf consumption on the vitamin A and haematological status of school children in Ada-East district, Ghana. *International Journal of Food, Nutrition and Public Health*, 9, 13
- Goltz, S. R., Campbell, W. W., Chitchumroonchokchai, C., Failla, M. L., & Ferruzzi, M. G. (2012). Meal triacylglycerol profile modulates postprandial absorption of carotenoids in humans. *Molecular Nutrition & Food Research*, 56, 866–877. <https://doi.org/10.1002/mnfr.201100687>
- Gomes, M. J. C., Infante, R. A., da Silva, B. P., de Castro Moreira, M. E., Dias, D. M., Lopes, R. D. C. S. O., ... Martino, H. S. D. (2017). Sorghum extrusion process combined with biofortified sweet potato contributed for high iron bioavailability in Wistar rats. *Journal of Cereal Science*, 75, 213–219. <https://doi.org/10.1016/j.jcs.2017.03.017>
- Guillermo, N. M., Dolores, M. R., Gardea-Bejar, A., Gonzalez-Aguilar, G., Heredia, B., Manuel, B. S., ... De La Rocha, R. V. (2014). Nutritional and nutraceutical components of commercial eggplant types grown in Sinaloa, Mexico. *Notulae Botanicae Horti Agrobotanici Cluj-Napoca*, 42, 538–544. <https://doi.org/10.15835/nbha4229573>
- Gustavsson, J., Cederberg, C., Sonesson, U., van Otterdijk, R., & Meybeck, A. (2011). *Global food losses and food waste: Extent, causes and prevention*. Rome, Italy: FAO. <http://www.fao.org/3/a-i2697e.pdf>
- Habeych, E., van Kogelenberg, V., Sagalowicz, L., Michel, M., & Galaffu, N. (2016). Strategies to limit colour changes when fortifying food products with iron. *Food Research International*, 88, 122–128. <https://doi.org/10.1016/j.foodres.2016.05.017>
- Hart, J. J., Tako, E., Kochian, L. V., & Glahn, R. P. (2015). Identification of black bean (*Phaseolus vulgaris* L.) polyphenols that inhibit and promote iron uptake by Caco-2 cells. *Journal of Agricultural and Food Chemistry*, 63, 5950–5956. <https://doi.org/10.1021/acs.jafc.5b00531>
- Harvey, P. W., Dexter, P. B., & Darnton-Hill, I. (2000). The impact of consuming iron from non-food sources on iron status in developing countries. *Public Health Nutrition*, 3, 375–383. <https://doi.org/10.1017/S1368980000000434>
- Helbig, E., Buchweitz, M. D., & Gigante, D. P. (2008). Absorption and bioavailability of the minerals in the multi-mixture food supplement: Biological assay in rats. *Alimentos e Nutrição Araraquara*, 19, 115–121.
- Honi, B., Mukisa, I. M., & Mongi, R. J. (2018). Proximate composition, provitamin A retention, and shelf life of extruded orange-fleshed sweet potato and bambara groundnut-based snacks. *Journal of Food Processing and Preservation*, 42, e13415. <https://doi.org/10.1111/jfpp.13415>
- Horton, S. (2006). The economics of food fortification. *The Journal of Nutrition*, 136, 1068–1071. <https://doi.org/10.1093/jn/136.4.1068>
- Horwitz, A., Kennedy, E. T., & Howson, C. P. (Eds.). (1998). *Prevention of micronutrient deficiencies: Tools for policymakers and public health workers* (pp. 26–32). Washington, DC: National Academies Press. <https://pubmed.ncbi.nlm.nih.gov/25101378/>
- Hunt, J. R. (2005). Dietary and physiological factors that affect the absorption and bioavailability of iron. *International Journal for Vitamin and Nutrition Research*, 75, 375–384. <https://doi.org/10.1024/0300-9831.75.6.375>
- Huo, T., Ferruzzi, M. G., Schwartz, S. J., & Failla, M. L. (2007). Impact of fatty acyl composition and quantity of triglycerides on bioaccessibility of dietary carotenoids. *Journal of Agricultural and Food Chemistry*, 55, 8950–8957. <https://doi.org/10.1021/jf071687a>
- Ifemeje, J. C., Egbuna, C., Eziokwudiaso, J. O., & Ezebuo, F. C. (2014). Determination of the anti-nutrient composition of *Ocimum gratissimum*, *Corchorus olitorius*, *Murraya koenigii* Spreng and *Cucurbita maxima*. *International Journal of Innovation and Scientific Research*, 3, 127–133.
- Ifon, E. T., & Bassir, O. (1979). The nutritive value of some Nigerian leafy green vegetables—part 1: Vitamin and mineral contents. *Food Chemistry*, 4, 263–267. [https://doi.org/10.1016/0308-8146\(79\)90014-1](https://doi.org/10.1016/0308-8146(79)90014-1)
- Infante, R. A., Natal, D. I. G., de Castro Moreira, M. E., Bastiani, M. I. D., Chagas, C. G. O., Nutti, M. R., ... Martino, H. S. D. (2017). Enriched sorghum cookies with biofortified sweet potato carotenoids have good acceptance and high iron bioavailability. *Journal of Functional Foods*, 38, 89–99. <https://doi.org/10.1016/j.jff.2017.08.044>
- Ingweye, J. N., Kalio, G. A., Ubuu, J. A., & Umoren, E. P. (2010). Nutritional evaluation of wild sickle pod (*Senna obtusifolia*) seeds from Obanliku, South-Eastern Nigeria. *American Journal of Food Technology*, 5(1), 1–12. <https://doi.org/10.3923/ajft.2010.1.12>
- Iyengar, V., Pullakhandam, R., & Nair, K. M. (2010). Dietary ligands as determinants of iron–zinc interactions at the absorptive enterocyte. *Journal of Food Science*, 75, H260–H264. <https://doi.org/10.1111/j.1750-3841.2010.01796.x>
- Jayarajan, P., Reddy, V., & Mohanram, M. (1980). Effect of dietary fat on absorption of β carotene from green leafy vegetables in children. *Indian Journal of Medical Research*, 137, 53–56.
- Joy, E. J., Broadley, M. R., Young, S. D., Black, C. R., Chilimba, A. D., Ander, E. L., ... Watts, M. J. (2015). Soil type influences crop mineral composition in Malawi. *Science of the Total Environment*, 505, 587–595. <https://doi.org/10.1016/j.scitotenv.2014.10.038>
- Jung, E., Kim, Y., & Joo, N. (2013). Physicochemical properties and antimicrobial activity of Roselle (*Hibiscus sabdariffa* L.). *Journal of the Science of Food and Agriculture*, 93, 3769–3776. <https://doi.org/10.1002/jsfa.6256>
- KEBS (2018). Dehydrated vegetables- Specification, DKS 435:2018, ICS 67.080. Retrieved from https://members.wto.org/crnattachments/2018/SPS/KEN/18_3113_00_e.pdf
- Knoblich, M., Anderson, B., & Latshaw, D. (2005). Analyses of tomato peel and seed byproducts and their use as a source of carotenoids. *Journal of the Science of Food and Agriculture*, 85, 1166–1170. <https://doi.org/10.1002/jsfa.2091>
- Kroes, R., & Walker, R. (2004). Safety issues of botanicals and botanical preparations in functional foods. *Toxicology*, 198, 213–220. <https://doi.org/10.1016/j.tox.2004.01.028>
- Kruger, J. (2020). The potential of FtFF with cowpea leaves and orange-fleshed sweet potato, in combination with conventional fortification, to improve the cellular uptake of iron and zinc from ready-to-eat maize porridges. *Food Science & Nutrition*, Advanced online publication. <https://doi.org/10.1002/fsn3.1576>
- Kruger, J., Breyneart, A., Pieters, L., & Hermans, N. (2018). Vegetable relishes, high in β -carotene, increase the iron, zinc and β -carotene nutritive values from cereal porridges. *International Journal of Food Sciences and Nutrition*, 69, 291–297. <https://doi.org/10.1080/09637486.2017.1360259>
- Kruger, J., Stuetz, W., & Frank, J. (2019). Iron, catechin, and ferulic acid inhibit cellular uptake of β -carotene by reducing micellization. *Journal of Agricultural and Food Chemistry*, 67, 5792–5800. <https://doi.org/10.1021/acs.jafc.9b01417>

- Kulaitienė, J., Jarienė, E., Danilčenko, H., Černiauskienė, J., Wawrzyński, A., Hamulka, J., & Juknevičienė, E. (2014). Chemical composition of pumpkin (*Cucurbita maxima* D.) flesh flours used for food. *Journal of Food, Agriculture & Environment*, *12*, 61–64.
- Kulczyński, B., & Gramza-Michałowska, A. (2019). The profile of carotenoids and other bioactive molecules in various pumpkin fruits (*Cucurbita maxima* Duchesne) cultivars. *Molecules*, *24*, 3212. <https://doi.org/10.3390/molecules24183212>
- Kumar, S. S., Manoj, P., & Giridhar, P. (2015). Nutrition facts and functional attributes of foliage of *Basella* spp. *LWT-Food Science and Technology*, *64*, 468–474. <https://doi.org/10.1016/j.lwt.2015.05.017>
- Kumar, V., Sinha, A. K., Makkar, H. P., & Becker, K. (2010). Dietary roles of phytate and phytase in human nutrition: A review. *Food Chemistry*, *120*, 945–959. <https://doi.org/10.1016/j.foodchem.2009.11.052>
- La Frano, M. R., de Moura, F. F., Boy, E., Lönnnerdal, B., & Burri, B. J. (2014). Bioavailability of iron, zinc, and provitamin A carotenoids in biofortified staple crops. *Nutrition Reviews*, *72*, 289–307. <https://doi.org/10.1111/nure.12108>
- Lietz, G., Henry, C. J. K., Mulokozi, G., Mugyabuso, J. K., Ballart, A., Ndossi, G. D., ... Tomkins, A. (2001). Comparison of the effects of supplemental red palm oil and sunflower oil on maternal vitamin A status. *The American Journal of Clinical Nutrition*, *74*, 501–509. <https://doi.org/10.1093/ajcn/74.4.501>
- Listman, G. M., Guzmán, C., Palacios-Rojas, N., Pfeiffer, W. H., Vicente, San, & Govindan, V. (2019). Improving nutrition through biofortification: Preharvest and postharvest technologies. *Cereal Foods World*, *64*(3), 1–7. <https://doi.org/10.1094/CFW-64-3-0025>
- Lönnnerdal, B. (2000). Dietary factors influencing zinc absorption. *The Journal of Nutrition*, *130*, 1378S–1383S. <https://doi.org/10.1093/jn/130.5.1378S>
- Low, J. W., Arimond, M., Osman, N., Cunguara, B., Zano, F., & Tschirley, D. (2007). Ensuring the supply of and creating demand for a biofortified crop with a visible trait: Lessons learned from the introduction of orange-fleshed sweet potato in drought-prone areas of Mozambique. *Food and Nutrition Bulletin*, *28*, 258–S270. <https://doi.org/10.1177/15648265070282S205>
- Low, T. Y., Wong, K. O., Yap, A. L., De Haan, L., & Rietjens, I. M. (2017). The regulatory framework across international jurisdictions for risks associated with consumption of botanical food supplements. *Comprehensive Reviews in Food Science and Food Safety*, *16*, 821–834. <https://doi.org/10.1111/1541-4337.12289>
- Lung'aho, M. G., & Glahn, R. P. (2009). *In vitro* estimates of iron bioavailability in some Kenyan complementary foods. *Food and Nutrition Bulletin*, *30*, 145–152. <https://doi.org/10.1177/156482650903000206>
- Macharia-Mutie, C. W., Moretti, D., Van den Briel, N., Omusundi, A. M., Mwangi, A. M., Kok, F. J., ... Brouwer, I. D. (2012). Maize porridge enriched with a micronutrient powder containing low-dose iron as NaFeEDTA but not amaranth grain flour reduces anemia and iron deficiency in Kenyan preschool children. *The Journal of Nutrition*, *142*, 1756–1763. <https://doi.org/10.3945/jn.112.157578>
- Mamiro, P., Fweja, L., Chove, B., Kinabo, J., George, V., & Mtebe, K. (2007). Physical and chemical characteristics of off vine ripened mango (*Mangifera indica* L.) fruit (Dodo). *African Journal of Biotechnology*, *6*, 2477–2483. <https://doi.org/10.5897/AJB2007.000-2392>
- Miller, D. D., & Welch, R. M. (2013). Food system strategies for preventing micronutrient malnutrition. *Food Policy*, *42*, 115–128. <https://doi.org/10.1016/j.foodpol.2013.06.008>
- Mitchikpe, E. C. S., Dossa, R. A., Ategbro, E. A. D., van Raaij, J. M., Hulshof, P. J., & Kok, F. J. (2008). The supply of bioavailable iron and zinc may be affected by phytate in Beninese children. *Journal of Food Composition and Analysis*, *21*, 17–25. <https://doi.org/10.1016/j.jfca.2007.06.006>
- Mounjouenpou, P., Eyenga, S. N. N. N., Kamsu, E. J., Kari, P. B., Ehabe, E. E., & Ndjouenkeu, R. (2018). Effect of fortification with baobab (*Adansonia digitata* L.) pulp flour on sensorial acceptability and nutrient composition of rice cookies. *Scientific African*, *1*, e00002. <https://doi.org/10.1016/j.sciaf.2018.e00002>
- Müller-Maatsch, J., Sprenger, J., Hempel, J., Kreiser, F., Carle, R., & Schweiggert, R. M. (2017). Carotenoids from gac fruit aril (*Momordica cochinchinensis* [Lour.] Spreng.) are more bioaccessible than those from carrot root and tomato fruit. *Food Research International*, *99*, 928–935. <https://doi.org/10.1016/j.foodres.2016.10.053>
- Muzhingi, T., Yeum, K. J., Bermudez, O., Tang, G., & Siwela, A. H. (2017). Peanut butter increases the bioavailability and bioconversion of kale beta-carotene to vitamin A. *Asia Pacific Journal of Clinical Nutrition*, *26*, 1039–1047. <https://doi.org/10.6133/apjcn.112016.03>
- Nabulo, G., Young, S. D., & Black, C. R. (2010). Assessing risk to human health from tropical leafy vegetables grown on contaminated urban soils. *Science of the Total Environment*, *408*, 5338–5351. <https://doi.org/10.1016/j.scitotenv.2010.06.034>
- Nair, M. K., Augustine, L. F., & Konapur, A. (2016). Food-based interventions to modify diet quality and diversity to address multiple micronutrient deficiency. *Frontiers in Public Health*, *3*, 277. <https://doi.org/10.3389/fpubh.2015.00277>
- Navarro-González, I., García-Valverde, V., García-Alonso, J., & Periago, M. J. (2011). Chemical profile, functional and antioxidant properties of tomato peel fiber. *Food Research International*, *44*, 1528–1535. <https://doi.org/10.1016/j.foodres.2011.04.005>
- Ndiaye, C., Martinez, M. M., Hamaker, B. R., Campanella, O. H., & Ferruzzi, M. G. (2020). Effect of edible plant materials on provitamin A stability and bioaccessibility from extruded whole pearl millet (*P. typhoides*) composite blends. *LWT – Food Science and Technology*, *123*, 109109. <https://doi.org/10.1016/j.lwt.2020.109109>
- Ndlovu, J., & Afolayan, A. J. (2008). Nutritional analysis of the South African wild vegetable *Corchorus olitorius* L. *Asian Journal of Plant Science*, *7*, 615–618.
- Noonan, S. C., & Savage, G. P. (1999). Oxalate content of foods and its effect on humans. *Asia Pacific Journal of Clinical Nutrition*, *8*, 64–74. <https://doi.org/10.1046/j.1440-6047.1999.00038.x>
- Okello, J., Okullo, J. B., Eilu, G., Nyeko, P., & Obua, J. (2017). Mineral composition of *Tamarindus indica* LINN (tamarind) pulp and seeds from different agro-ecological zones of Uganda. *Food Science & Nutrition*, *5*, 959–966. <https://doi.org/10.1002/fsn3.490>
- Oliveira, S. M., Brandão, T. R., & Silva, C. L. (2016). Influence of drying processes and pretreatments on nutritional and bioactive characteristics of dried vegetables: A review. *Food Engineering Reviews*, *8*, 134–163. <https://doi.org/10.1007/s12393-015-9124-0>
- Oluyimika, Y. A., Kruger, J., White, Z., & Taylor, J. R. N. (2019). Comparison between FtFF of pearl millet porridge with moringa leaves and baobab fruit and with adding ascorbic and citric acid on iron, zinc and other mineral bioaccessibility. *LWT – Food Science and Technology*, *106*, 92–97. <https://doi.org/10.1016/j.lwt.2019.02.044>
- Oshodi, A. A., & Adeladun, M. O. A. (1993). Proximate composition, some nutritionally valuable minerals and functional properties of three varieties of Lima bean (*Phaseolus lunatus* Linn.) flour.

- International Journal of Food Sciences and Nutrition*, 43, 181–186. <https://doi.org/10.3109/09637489309027540>
- Ouédraogo, H. Z., Traoré, T., Zèba, A. N., Dramaix-Wilmet, M., Hennart, P., & Donnen, P. (2010). Effect of an improved local ingredient-based complementary food fortified or not with iron and selected multiple micronutrients on Hb concentration. *Public Health Nutrition*, 13, 1923–1930. <https://doi.org/10.1017/S1368980010000911>
- Peng, Y., Zhang, Y., & Ye, J. (2008). Determination of phenolic compounds and ascorbic acid in different fractions of tomato by capillary electrophoresis with electrochemical detection. *Journal of Agricultural and Food Chemistry*, 56, 1838–1844. <https://doi.org/10.1021/jf0727544>
- Perpétuo, G. F., & Salgado, J. M. (2003). Effect of mango (*Mangifera indica*, L.) ingestion on blood glucose levels of normal and diabetic rats. *Plant Foods for Human Nutrition*, 58, 1–12. <https://doi.org/10.1023/B:QUAL.0000040336.38013.83>
- Petropoulos, S., Fernandes, Á., Barros, L., & Ferreira, I. C. (2018). Chemical composition, nutritional value and antioxidant properties of Mediterranean okra genotypes in relation to harvest stage. *Food Chemistry*, 242, 466–474. <https://doi.org/10.1016/j.foodchem.2017.09.082>
- Phorbee, O. O., Olayiwola, I. O., & Sanni, S. A. (2013). Bioavailability of beta carotene in traditional fermented, roasted granules, gari from bio-fortified cassava roots. *Food and Nutrition Sciences*, 4, 1247. <http://doi.org/10.4236/fns.2013.412159>
- Pinthong, S., Judprasong, K., Tangsuphoom, N., Jittinandana, S., & Nakngamanong, Y. (2019). Effect of different drying processes on physical properties and carotenoid content of Gac fruit (*Momordica cochinchinensis* Spreng.). *Journal of Food Science and Agricultural Technology*, 5, 61–70.
- Polyakov, N. E., Focsan, A. L., Bowman, M. K., & Kispert, L. D. (2010). Free radical formation in novel carotenoid metal ion complexes of astaxanthin. *The Journal of Physical Chemistry B*, 114, 16968–16977. <https://doi.org/10.1021/jp109039v>
- Ranjan, S., Passi, S. J., & Singh, S. N. (2019). Impact of crude palm oil fortified cookies supplementation on anthropometry, vitamin A and hematological status of school children in India. *International Journal for Vitamin and Nutrition Research*, 89, 321–330. <https://doi.org/10.1024/0300-9831/a000478>
- Regula, J., Krejpcio, Z., & Staniek, H. (2010). Bioavailability of iron from cereal products enriched with dried shiitake mushrooms (*Lentinula edodes*) as determined by iron regeneration efficacy method in female rats. *Journal of Medicinal Food*, 13, 1189–1194. <https://doi.org/10.1089/jmf.2009.0200>
- Romelle, F. D., Rani, A., & Manohar, R. S. (2016). Chemical composition of some selected fruit peels. *European Journal of Food Science and Technology*, 4, 12–21.
- Ruel, M. T. (2001). *Can food-based strategies help reduce vitamin A and iron deficiencies; a review of recent evidence* (pp. 1–5). Washington, DC: International Food Policy Research Institute. <https://www.ifpri.org/publication/can-food-based-strategies-help-reduce-vitamin-and-iron-deficiencies>.
- Sagona, W. C. J., Chirwa, P. W., & Sajidu, S. M. (2019). The miracle mix of moringa: Status of moringa research and development in Malawi. *South African Journal of Botany*, Advanced online publication. <https://doi.org/10.1016/j.sajb.2019.03.021>
- Schmaelzle, S., Gannon, B., Crawford, S., Arscott, S. A., Goltz, S., Palacios-Rojas, N., ... Anumihardjo, S. A. (2014). Maize genotype and food matrix affect the provitamin A carotenoid bioefficacy from staple and carrot-fortified feeds in Mongolian gerbils (*Meriones unguiculatus*). *Journal of Agricultural and Food Chemistry*, 62(1), 136–143. <https://doi.org/10.1021/jf403548w>
- Sharma, P., Aggarwal, P., & Kaur, A. (2017). Biofortification: A new approach to eradicate hidden hunger. *Food Reviews International*, 33, 1–21. <https://doi.org/10.1080/87559129.2015.1137309>
- Simon, J. E., Decker, E. A., Ferruzzi, M. G., Giusti, M. M., Mejia, C. D., Goldschmidt, M., & Talcott, S. T. (2017). Establishing standards on colors from natural sources. *Journal of Food Science*, 82, 2539–2553. <https://doi.org/10.1111/1750-3841.13927>
- Singh, P., Khan, M., & Hailemariam, H. (2017). Nutritional and health importance of *Hibiscus sabdariffa*: A review and indication for research needs. *Journal of Nutritional Health and Food Engineering*, 6, 00212.
- Siqueira, E. M., Azevedo, I. T., Arruda, S. F., Lima, S. M., Gonçalves, C. A., & Souza, E. M. (2003). Regional low-cost diet supplement improves the nutritional status of school children in a semi-arid region of Brazil. *Nutrition Research*, 23, 703–712. [https://doi.org/10.1016/S0271-5317\(03\)00024-1](https://doi.org/10.1016/S0271-5317(03)00024-1)
- Smillie, T. J., & Khan, I. A. (2010). A comprehensive approach to identifying and authenticating botanical products. *Clinical Pharmacology & Therapeutics*, 87, 175–186. <https://doi.org/10.1038/clpt.2009.287>
- Solon, F. S., Klemm, R. D., Sanchez, L., Darnton-Hill, I., Craft, N. E., Christian, P., & West, Jr, K. P. (2000). Efficacy of a vitamin A-fortified wheat-flour bun on the vitamin A status of Filipino schoolchildren. *The American Journal of Clinical Nutrition*, 72, 738–744. <https://doi.org/10.1093/ajcn/72.3.738>
- Soudy, I. D., Minet-Quinard, R., Mahamat, A. D., Ngoua, H. F., Izzedine, A. A., Tidjani, A., ... Sapin, V. (2018). Vitamin A status in healthy women eating traditionally prepared spirulina (Dihé) in the Chad Lake area. *PloS One*, 13, e0191887. <https://doi.org/10.1371/journal.pone.0191887>
- Souza, R. Á. T., da Fonseca, T. R. B., de Souza Kirsch, L., Silva, L. S. C., Alecrim, M. M., da Cruz Filho, R. F., & Teixeira, M. F. S. (2016). Nutritional composition of bioproducts generated from semi-solid fermentation of pineapple peel by edible mushrooms. *African Journal of Biotechnology*, 15, 451–457. <https://doi.org/10.5897/AJB2015.14960>
- Sreerama, Y. N., Sashikala, V. B., Pratapa, V. M., & Singh, V. (2012). Nutrients and antinutrients in cowpea and horse gram flours in comparison to chickpea flour: Evaluation of their flour functionality. *Food Chemistry*, 131, 462–468. <https://doi.org/10.1016/j.foodchem.2011.09.008>
- Stadlmayr, B., Charrondiere, U. R., Addy, P., Samb, B., Enujiugha, V. N., Bayili, R. G., ... Burlingame, B. (2010). *Composition of selected foods from West Africa*. Rome, Italy: Food and Agriculture Organization. <http://www.fao.org/3/a-i755e.pdf>.
- Tenagashaw, M. W., Kinyuru, J. N., Kenji, G. M., Melaku, E. T., Huyskens-Keil, S., Tenagashaw, M. W., ... Tenders, R. U. F. O. R. U. M. (2017). Nutrient density of complementary foods formulated from a blend of teff, soybean and orange-fleshed sweet potato. *International Journal of Food Science and Nutrition Engineering*, 7, 61–69. <https://doi.org/10.5923/j.food.20170704.01>
- Teucher, B., Olivares, M., & Cori, H. (2004). Enhancers of iron absorption: Ascorbic acid and other organic acids. *International Journal for Vitamin and Nutrition Research*, 74, 403–419. <https://doi.org/10.1024/0300-9831.74.6.403>

- Thavarajah, P. (2012). Evaluation of chickpea (*Cicer arietinum* L.) micronutrient composition: Biofortification opportunities to combat global micronutrient malnutrition. *Food Research International*, 49, 99–104. <https://doi.org/10.1016/j.foodres.2012.08.007>
- Tomas, M., Sagdic, O., Çatalkaya, G., Kahveci, D., & Capanoglu, E. (2018). Effect of dietary fiber addition in tomato sauce on the *in vitro* bioaccessibility of carotenoids. *Quality Assurance and Safety of Crops & Foods*, 10, 277–283. <https://doi.org/10.3920/QAS2018.1264>
- Traoré, K., Parkouda, C., Guissou, A. W., Traoré, Y., & Savadogo, A. (2019). Effect of cooking methods on the β -carotene content of jute mallow leaves (*Corchorus olitorius*). *American Journal of Food Science and Technology*, 7, 223–226. <https://doi.org/10.12691/ajfst-7-6-9>
- Traoré, K., Parkouda, C., Savadogo, A., Ba/Hama, F., Kamga, R., & Traoré, Y. (2017). Effect of processing methods on the nutritional content of three traditional vegetables leaves: Amaranth, black nightshade and jute mallow. *Food Science & Nutrition*, 5, 1139–1144. <https://doi.org/10.1002/fsn3.504>
- Underwood, B. A. (1998). Prevention of vitamin A deficiency. In A. Horwitz, E. T. Kennedy, & C. P. Howson (Eds.), *Prevention of micronutrient deficiencies: Tools for policymakers and public health workers* (pp. 103–152). Washington, DC: National Academies Press.
- U.S. Department of Agriculture (USDA). (2020). USDA food composition databases. Retrieved from <https://ndb.nal.usda.gov/ndb/search/list>
- Uusiku, N. P., Oelofse, A., Duodu, K. G., Bester, M. J., & Faber, M. (2010). Nutritional value of leafy vegetables of sub-Saharan Africa and their potential contribution to human health: A review. *Journal of Food Composition and Analysis*, 23, 499–509. <https://doi.org/10.1016/j.jfca.2010.05.002>
- Vadivel, V., & Janardhanan, K. (2002). Agrobotanical traits and chemical composition of *Cassia obtusifolia* L.: A lesser-known legume of the Western Ghats region of South India. *Plant Foods for Human Nutrition*, 57, 151–164. <https://doi.org/10.1023/A:1015218512666>
- Vadivel, V., & Janardhanan, K. (2005). Nutritional and antinutritional characteristics of seven South Indian wild legumes. *Plant Foods for Human Nutrition*, 60, 69–75. <https://doi.org/10.1007/s11130-005-5102-y>
- van der Merwe, R., Kruger, J., Ferruzzi, M. G., Duodu, K. G., & Taylor, J. R. N. (2019). Improving iron and zinc bioaccessibility through FtFF of pearl millet with tropical plant foodstuffs (moringa leaf powder, roselle calyces and baobab fruit pulp). *Journal of Food Science and Technology*, 56, 2244–2256. <https://doi.org/10.1007/s13197-019-03711-y>
- van Jaarsveld, P. J., Faber, M., Tanumihardjo, S. A., Nestel, P., Lombard, C. J., & Benadé, A. J. S. (2005). β -Carotene-rich orange-fleshed sweet potato improves the vitamin A status of primary school children assessed with the modified-relative-dose-response test. *The American Journal of Clinical Nutrition*, 81, 1080–1087. <https://doi.org/10.1093/ajcn/81.5.1080>
- Van Jaarsveld, P., Faber, M., Van Heerden, I., Wenhold, F., Jansen van Rensburg, W., & Van Averbeke, W. (2014). Nutrient content of eight African leafy vegetables and their potential contribution to dietary reference intakes. *Journal of Food Composition and Analysis*, 33, 77–84. <https://doi.org/10.1016/j.jfca.2013.11.003>
- Vijayakumari, K., Siddhuraju, P., & Janardhanan, K. (1993). Nutritional and anti-nutritional properties of certain underexploited legume seeds. *International Journal of Food Sciences and Nutrition*, 44, 181–189. <https://doi.org/10.3109/09637489309017438>
- Vilakati, N., Taylor, J. R. N., MacIntyre, U., & Kruger, J. (2016). Effects of processing and addition of a cowpea leaf relish on the iron and zinc nutritive value of a ready-to-eat sorghum-cowpea porridge aimed at young children. *LWT – Food Science and Technology*, 73, 467–472. <https://doi.org/10.1016/j.lwt.2016.06.022>
- von Grebmer, K., Bernstein, J., Patterson, F., Wiemers, M., Chéil-leachair, R. N., Foley, C., ... Fritschel, H. (2019). Global, regional, and national trends. *Global Hunger Index 2019: The challenge of hunger and climate change* (pp. 13–23). Bonn, Germany: Concern Worldwide. <https://www.globalhungerindex.org/pdf/en/2019.pdf>.
- Wall, M. M. (2006). Ascorbic acid, vitamin A, and mineral composition of banana (*Musa* sp.) and papaya (*Carica papaya*) cultivars grown in Hawaii. *Journal of Food Composition and Analysis*, 19, 434–445. <https://doi.org/10.1016/j.jfca.2006.01.002>
- WHO (2016a). WHO guideline: Use of multiple micronutrient powders for point-of-use fortification of foods consumed by infants and young children aged 6–23 months and children aged 2–12 years. Geneva, Switzerland: World Health Organization; 2016. License: CC BY-NC-SA 3.0 IGO.
- WHO (2016b). *WHO guideline: Fortification of maize flour and corn meal with vitamins and minerals*. Geneva, Switzerland: World Health Organization. Retrieved from <https://apps.who.int/iris/rest/bitstreams/1068726/retrieve>.
- WHO. (2019). Biofortification of staple crops, Retrieved from <https://www.who.int/elena/titles/biofortification/en/>.
- Yeum, K. J., & Russell, R. M. (2002). Carotenoid bioavailability and bioconversion. *Annual Review of Nutrition*, 22, 483–504. <https://doi.org/10.1146/annurev.nutr.22.010402.102834>
- Zeba, A. N., Prével, Y. M., Somé, I. T., & Delisle, H. F. (2006). The positive impact of red palm oil in school meals on vitamin A status: Study in Burkina Faso. *Nutrition Journal*, 5, 17. <https://doi.org/10.1186/1475-2891-5-17>
- Zongo, U., Savadogo, B., Zoungrana, S. L., Sanou, D., Savadogo, A., Dicko, M. H., & Sababenedy-Traore, A. (2018). Effect of moringa leaves powder consumption on young children nutritional and serum retinol status in Burkina Faso rural area. *International Journal of Nutrition and Food Sciences*, 7, 148. <https://doi.org/10.11648/j.ijnfs.20180704.16>

SUPPORTING INFORMATION

Additional supporting information may be found online in the Supporting Information section at the end of the article.

How to cite this article: Kruger J, Taylor JRN, Ferruzzi MG, Debelo H. What is food-to-food fortification? A working definition and framework for evaluation of efficiency and implementation of best practices. *Compr Rev Food Sci Food Saf*. 2020;19:3618–3658. <https://doi.org/10.1111/1541-4337.12624>