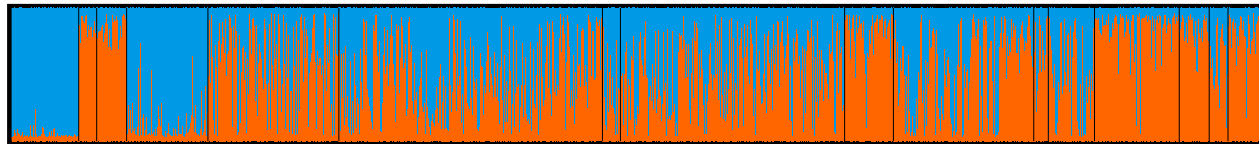
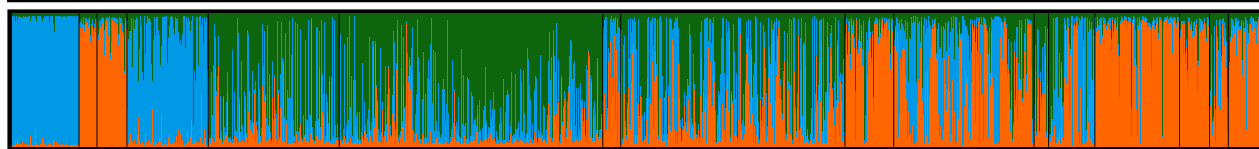
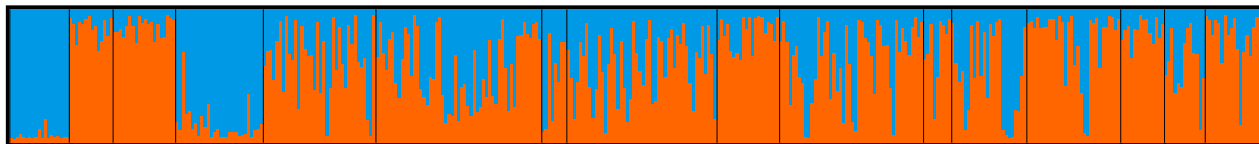
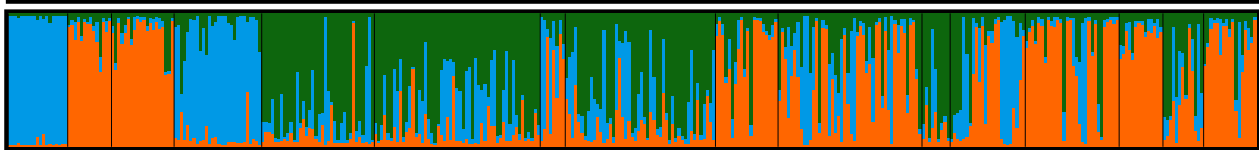


A $K = 2$  $K = 3$ 

AENP GNP MNP WPP P001 P002 P003 P004 P005 P006 P007 P008 P009 P010 P011 P012

B $K = 2$  $K = 3$ 

AENP GNP MNP WPP P001 P002 P003 P004 P005 P006 P007 P008 P009 P010 P011 P012

S3 Fig. Individual assignment plots of the STRUCTURE analyses at $K = 2$ and $K = 3$. A – full data set, B – relatives removed. The plots were generated using the online version of Clumpak and further organized in Inkscape v0.92 (<https://inkscape.org/>).