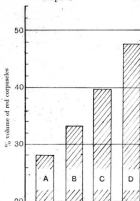



Graph I.



A, Stabled horses,  
 B, Medium horses,  
 C, Fast working horses,  
 D, Race-horses in full training.

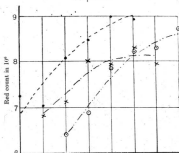
Graph II.



Race-horses.  
 A, Untrained,  
 B, Partly trained,  
 C, Fully trained.

Showing the influence of hard fast work upon the % volume of red corpuscles.

Graph III.



Weeks under observation.

Showing the influence of time upon the red count in three young race-horses, during hard training.