

ADDENDUMS

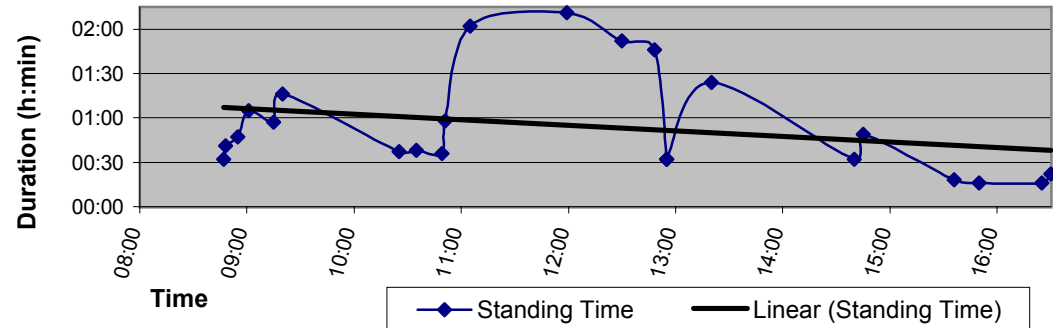
Addendums1 a – z
Addendums1 aa – hh

Addendums2 a - b

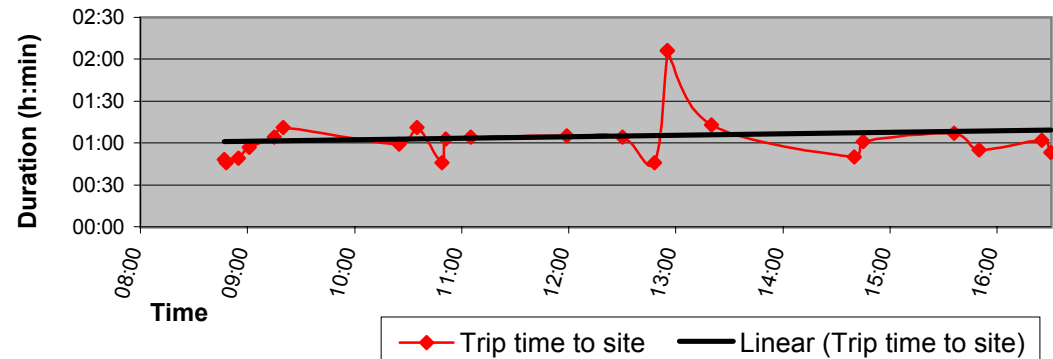
Date		21/03/2002		MED 5.0		
No.	Ticket No.	Time despatched	Time on site h:min	Time off site h:min	Travel Time h:min	On Site Time h:min
1	64175	07:59	08:47	09:19	00:48	00:32
2	64176	08:02	08:48	09:29	00:46	00:41
3	64178	08:06	08:55	09:42	00:49	00:47
4	64177	08:04	09:01	10:06	00:57	01:05
5	64180	08:11	09:15	10:12	01:04	00:57
6	64179	08:09	09:20	10:36	01:11	01:16
7	64186	09:26	10:25	11:02	00:59	00:37
8	64185	09:24	10:35	11:13	01:11	00:38
9	64190	10:03	10:49	11:25	00:46	00:36
10	64188	09:48	10:51	11:49	01:03	00:58
11	64189	10:01	11:05	13:07	01:04	02:02
12	64195	10:54	11:59	14:10	01:05	02:11
13	64200	11:26	12:30	14:22	01:04	01:52
14	64206	12:02	12:48	14:34	00:46	01:46
15	64191	10:49	12:55	13:27	02:06	00:32
16	64194	10:49	12:55	13:27	02:06	00:32
17	64208	12:07	13:20	14:44	01:13	01:24
18	64221	13:50	14:40	15:12	00:50	00:32
19	64220	13:44	14:45	15:34	01:01	00:49
20	64222	14:29	15:36	15:54	01:07	00:18
21	64226	14:55	15:50	16:06	00:55	00:16
22	64228	15:23	16:25	16:41	01:02	00:16
23	64229	15:37	16:30	16:52	00:53	00:22
Avg on site time:						00:54
Avg travel time:					01:04	
Avg total trip time						03:03
Note: Travel time is for one way trip						

N3 Old Barn

On Site time for premix trucks



Travel Time to Site



Production 410.68 t

Production rate: 50.8 t/hr

Latest	16:52
Earliest	08:47
Production duration :	08:05 h : min
	0.33680556
	1440
	485 min
Production per hour	50.8 t / hr
Avg truck size	17 t
No trucks / hr	2.9886
Say (Rounded)	3.000 no / hr
Total no of truck trips	23 no
Total time	08:05 h : min
1 truck evey	21.1 min

01:30	0.0625000
15:00	0.6250000
01:00	0.0416667
02:15	0.0937500
00:30	0.0208333

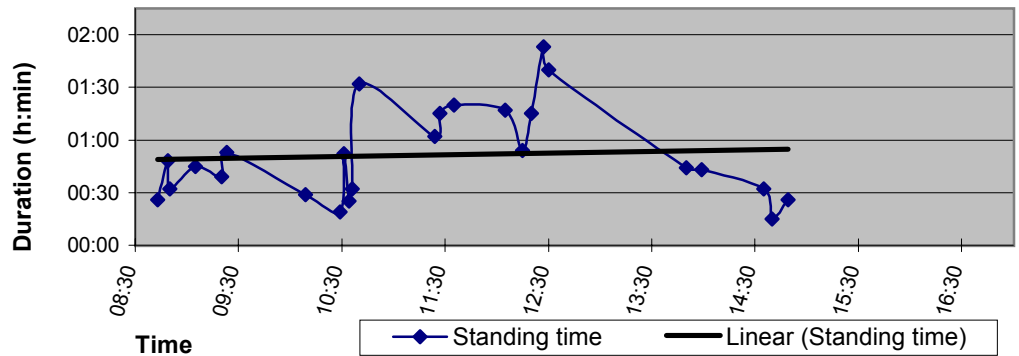
Date		MED 5.0				
No.	Ticket No.	Time despatched	Time on site	Time off site	Travel Time	On Site Time
			h:min	h:min	h:min	h:min
1	64235	07:53	08:43	09:09	00:50	00:26
2	64235	07:56	08:49	09:37	00:53	00:48
3	64236	07:58	08:50	09:22	00:52	00:32
4	64237	08:04	09:05	09:50	01:01	00:45
5	64239	08:15	09:20	09:59	01:05	00:39
6	64238	08:12	09:23	10:16	01:11	00:53
7	64243	09:06	10:09	10:38	01:03	00:29
8	64246	09:27	10:29	10:48	01:02	00:19
9	64251	09:47	10:31	11:23	00:44	00:52
10	64249	09:41	10:34	10:59	00:53	00:25
11	64248	09:38	10:36	11:08	00:58	00:32
12	64254	09:54	10:40	12:12	00:46	01:32
13	64256	10:23	11:24	12:26	01:01	01:02
14	64261	10:34	11:27	12:42	00:53	01:15
15	64260	10:32	11:35	12:55	01:03	01:20
16	64263	10:54	12:05	13:22	01:11	01:17
17	64264	11:02	12:15	13:09	01:13	00:54
18	64265	11:20	12:20	13:35	01:00	01:15
19	64267	11:30	12:27	14:20	00:57	01:53
20	64266	11:23	12:30	14:10	01:07	01:40
21	64276	12:47	13:50	14:34	01:03	00:44
22	64278	13:16	13:59	14:42	00:43	00:43
23	64288	13:43	14:35	15:07	00:52	00:32
24	64282	13:35	14:40	14:55	01:05	00:15
25	64285	13:54	14:49	15:15	00:55	00:26

Avg on site time: 00:52
 Avg travel time: 00:59
 Avg total trip time: 02:50

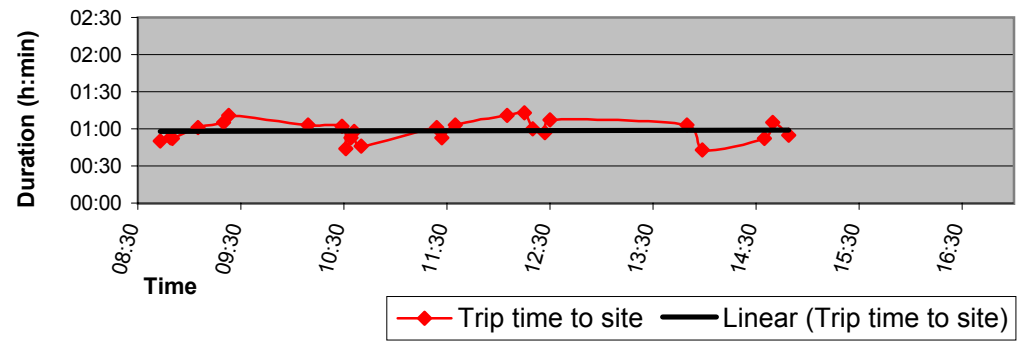
Note: Travel time is for one way trip

N3 Old Barn

On Site standing time for premix trucks



Travel Time to Site



Production 428.82 t

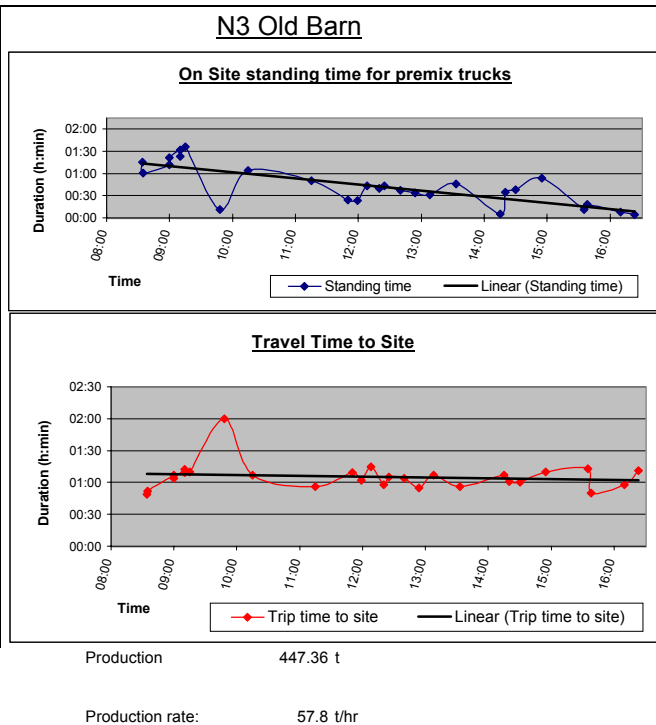
Production rate: 65.6 t/hr

Latest	15:15
Earliest	08:43
Production duration :	06:32 h : min
	0.27222222
	1440
	392 min
Production per hour	65.6 t / hr
Avg truck size	17 t
No trucks / hr	3.8609
Say (Rounded)	4.000 no / hr
Total no of truck trips	25 no
Total time	06:32 h : min
1 truck evey	15.7 min

08:30	0.3541667	17:00	0.7083333
01:30	0.0625000		
15:00	0.6250000		
01:00	0.0416667		
02:15	0.0937500		
00:30	0.0208333		

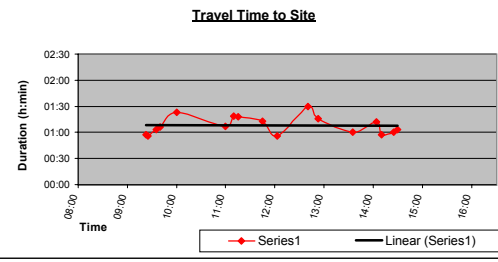
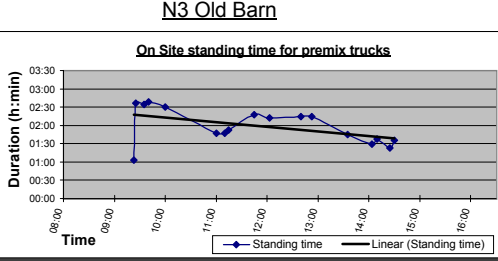
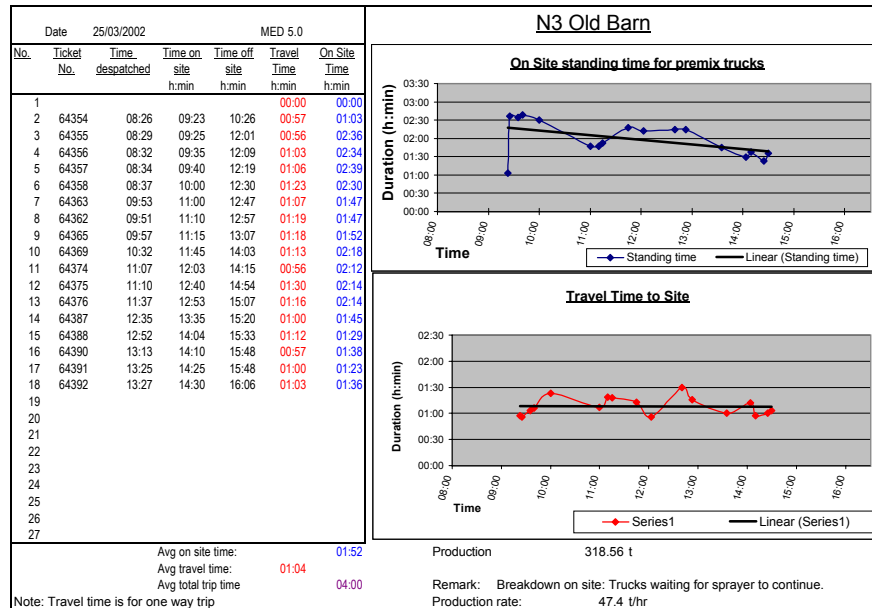
Date		MED 5.0				
No.	Ticket No.	Time despatched	Time on site	Time off site	Travel Time	On Site Time
		h:min	h:min	h:min	h:min	h:min
1	64294	07:45	08:34	09:49	00:49	01:15
2	64293	07:43	08:35	09:36	00:52	01:01
3	64296	07:53	09:00	10:12	01:07	01:12
4	64297	07:56	09:00	10:21	01:04	01:21
5	64298	07:58	09:10	10:42	01:12	01:32
6	64299	08:01	09:10	10:33	01:09	01:23
7	64300	08:05	09:15	10:51	01:10	01:36
8	64295	07:48	09:48	09:59	02:00	00:11
9	64306	09:08	10:15	11:19	01:07	01:04
10	64312	10:19	11:15	12:05	00:56	00:50
11	64313	10:41	11:50	12:14	01:09	00:24
12	64315	10:57	11:59	12:22	01:02	00:23
13	64314	10:53	12:08	12:51	01:15	00:43
14	64318	11:22	12:20	13:00	00:58	00:40
15	64317	11:20	12:25	13:08	01:05	00:43
16	64321	11:36	12:40	13:17	01:04	00:37
17	64323	11:59	12:54	13:28	00:55	00:34
18	64324	12:01	13:08	13:39	01:07	00:31
19	64326	12:37	13:33	14:19	00:56	00:46
20	64327	13:08	14:15	14:20	01:07	00:05
21	64330	13:19	14:20	14:55	01:01	00:35
22	64331	13:30	14:30	15:08	01:00	00:38
23	64333	13:45	14:55	15:49	01:10	00:54
24	64336	14:22	15:35	15:46	01:13	00:11
25	64337	14:48	15:38	15:56	00:50	00:18
26	64341	15:12	16:10	16:18	00:58	00:08
27	64332	15:12	16:23	16:27	01:11	00:04
		Avg on site time:				00:43
		Avg travel time:		01:05		
		Avg total trip time				02:54

Note: Travel time is for one way trip



Latest	16:18
Earliest	08:34
Production duration :	07:44 h : min
	0.32222222
	1440
	464 min
Production per hour	57.8 t / hr
Avg truck size	17 t
No trucks / hr	3.4028
Say (Rounded)	3.000 no / hr
Total no of truck trips	27 no
Total time	07:44 h : min
1 truck every	17.2 min

01:30	0.0625000	02:00	0.0833333
15:00	0.6250000	16:30	0.6875000
01:00	0.0416667		
02:15	0.0937500		
00:30	0.0208333		



Latest	16:06	00:00	0.0000000	08:00	0.3333333
Earliest	09:23	00:30	0.0208333	02:00	0.0833333
Production duration :	06:43 h : min	01:30	0.0625000	15:00	0.6250000
		02:00	0.0833333	01:00	0.0416667
		02:00	0.0833333	02:15	0.0937500
		02:30	0.1041667	00:30	0.1250000
		03:00	0.1250000	00:30	0.0208333
		03:00	0.1250000		
		03:30	0.1458333		
Production per hour	47.4 t / hr	04:00	0.1666667		
		04:30	0.1875000		
		05:00	0.2083333		
Avg truck size	17 t	05:30	0.2291667		
No trucks / hr	2.7899	06:00	0.2500000		
Say (Rounded)	3.000 no / hr	06:30	0.2708333		
		06:30	0.2708333		
Total no of truck trips	27 no	07:00	0.2916667		
Total time	06:43 h : min	07:30	0.3125000		
1 truck every	14.9 min	08:00	0.3333333		
		08:30	0.3541667		
		09:00	0.3750000		
		09:30	0.3958333		
		10:00	0.4166667		
		10:30	0.4375000		
		11:00	0.4583333		
		11:30	0.4791667		
		12:00	0.5000000		
		12:30	0.5208333		
		13:00	0.5416667		
		13:30	0.5625000		
		14:00	0.5833333		
		14:30	0.6041667		
		15:00	0.6250000		
		15:30	0.6458333		
		16:00	0.6666667		
		16:30	0.6875000		
		17:00	0.7083333		

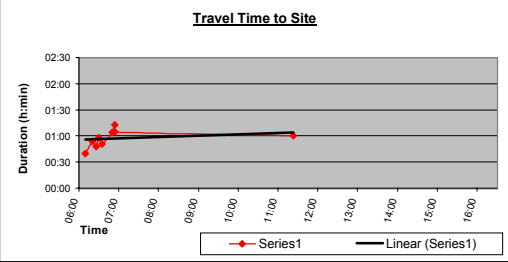
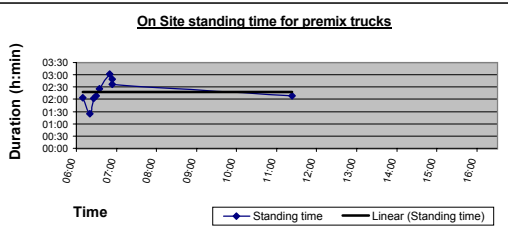
Date		27/03/2002		MED 5.0		
No.	Ticket No.	Time despatched	Time on site	Time off site	Travel Time	On Site Time
		h:min	h:min	h:min	h:min	h:min
1	49	05:30	06:10	08:14	00:40	02:04
2	48	05:26	06:20	07:45	00:54	01:25
3	51	05:38	06:26	08:28	00:48	02:02
4	50	05:32	06:30	08:38	00:58	02:08
5	53	05:44	06:35	09:00	00:51	02:25
6	54	05:46	06:50	09:52	01:04	03:02
7	52	05:41	06:54	09:44	01:13	02:50
8	55	05:49	06:54	09:30	01:05	02:36
9	72	10:23	11:23	13:31	01:00	02:08
10						
11						
12						
13						
14						
15						
16						
17						
18						
19						
20						
21						
22						
23						
24						
25						
26						
27						

Avg on site time:	02:17
Avg travel time:	00:57
Avg total trip time:	04:11

Production	148.4 t
Remark:	Short day start earlier before Easter holiday.
Production rate:	20.2 t/hr

Note: Travel time is for one way trip

N3 Old Barn



Latest	Earliest	Production duration	Avg truck size	No trucks / hr	Say (Rounded)	Total no of truck trips	Total time	1 truck every		
13:31	06:10	07:21 h : min	17 t	1.1877	1.000 no / hr	27 no	07:21 h : min	16.3 min	06:00	0.2500000
06:10	00:00	01:00	04:30	05:00	06:00	07:00	07:30	08:00	07:00	0.2916667
00:00	00:30	02:00	03:00	06:00	08:00	09:00	09:30	10:00	08:00	0.3333333
00:30	01:00	02:30	04:00	08:00	10:00	11:00	11:30	12:00	02:00	0.0833333
01:00	01:30	03:00	05:00	10:00	12:00	13:00	13:30	14:00	01:00	0.0416667
01:30	02:00	03:30	06:00	12:00	14:00	15:00	15:30	16:00	01:30	0.06875000
02:00	02:30	04:00	08:00	14:00	16:00	17:00	17:00		02:15	0.0937500
02:30	03:00	04:30	10:00	16:00	18:00				03:30	0.1250000
03:00	03:30	05:00	12:00	18:00					00:30	0.0208333
03:30	04:00	05:30	14:00	20:00						
	04:30	06:00	16:00	22:00						
	05:00	07:00	18:00	24:00						
	05:30	08:00	20:00	26:00						
	06:00	09:00	22:00	28:00						
	06:30	10:00	24:00	30:00						
	07:00	11:00	26:00	32:00						
	07:30	12:00	28:00	34:00						
	08:00	13:00	30:00	36:00						
	08:30	14:00	32:00	38:00						
	09:00	15:00	34:00	40:00						
	09:30	16:00	36:00	42:00						
	10:00	17:00	38:00	44:00						
	10:30	18:00	40:00	46:00						
	11:00	19:00	42:00	48:00						
	11:30	20:00	44:00	50:00						
	12:00	21:00	46:00	52:00						
	12:30	22:00	48:00	54:00						
	13:00	23:00	50:00	56:00						
	13:30	24:00	52:00	58:00						
	14:00	25:00	54:00	60:00						
	14:30	26:00	56:00	62:00						
	15:00	27:00	58:00	64:00						
	15:30	28:00	60:00	66:00						
	16:00	29:00	62:00	68:00						
	16:30	30:00	64:00	70:00						
	17:00	31:00	66:00	72:00						

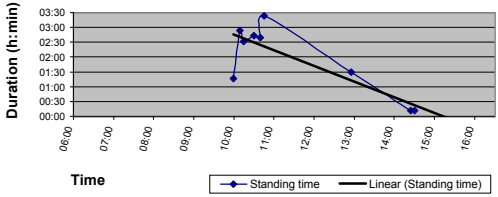
Date		2/4/2002		MED 5.0		
No.	Ticket No.	Time despatched	Time on site	Time off site	Travel Time	On Site Time
		h:min	h:min	h:min	h:min	h:min
1	79	09:25	09:59	11:16	00:34	01:17
2	80	09:28	10:09	13:03	00:41	02:54
3	81	09:30	10:15	12:47	00:45	02:32
4	82	09:33	10:30	13:13	00:57	02:43
5	83	09:38	10:40	13:20	01:02	02:40
6	84	09:40	10:45	14:08	01:05	03:23
7	96	12:22	12:56	14:25	00:34	01:29
8	105	13:54	14:25	14:37	00:31	00:12
9	106	13:56	14:30	14:42	00:34	00:12
10	108	14:06	14:42	15:05	00:36	00:23
11	111	14:25	14:58	15:48	00:33	00:50
12	114	15:01	15:55	16:15	00:54	00:20
13						
14						
15						
16						
17						
18						
19						
20						
21						
22						
23						
24						
25						
26						
27						

Avg on site time:	01:34	Production	205.8 t
Avg travel time:	00:43	Remark:	New foreman on site
Avg total trip time:	03:02	Production rate:	32.8 t/hr

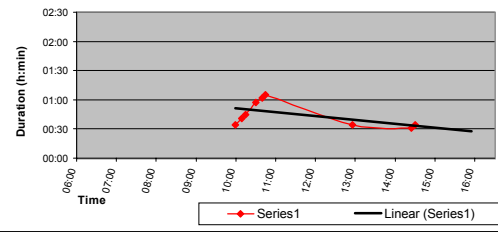
Note: Travel time is for one way trip

N3 Old Barn

On Site standing time for premix trucks



Travel Time to Site

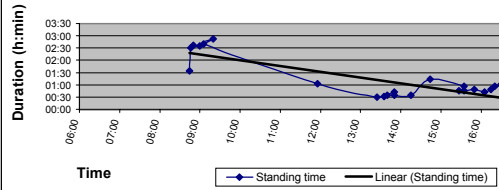


Latest	16:15	00:00	0.0000000	06:00	0.2500000
Earliest	09:59	00:30	0.0208333	07:00	0.2916667
Production duration :	06:16 h : min	01:30	0.0625000	08:00	0.3333333
		02:00	0.0833333	02:00	0.0833333
	0.26111111	02:30	0.1041667	01:00	0.0416667
	1440	03:00	0.1250000	02:15	0.0937500
	376 min	03:30	0.1458333	00:30	0.0208333
Production per hour	32.8 t / hr	04:00	0.1666667	03:00	0.1250000
		04:30	0.1875000	03:30	0.1458333
Avg truck size	17 t	05:00	0.2083333		
No trucks / hr	1.9318	05:30	0.2291667		
Say (Rounded)	2.000 no / hr	06:00	0.2500000		
		06:30	0.2708333		
Total no of truck trips	27 no	07:00	0.2916667		
Total time	06:16 h : min	07:30	0.3125000		
1 truck every	13.9 min	08:00	0.3333333		
		08:30	0.3541667		
		09:00	0.3750000		
		09:30	0.3958333		
		10:00	0.4166667		
		10:30	0.4375000		
		11:00	0.4583333		
		11:30	0.4791667		
		12:00	0.5000000		
		12:30	0.5208333		
		13:00	0.5416667		
		13:30	0.5625000		
		14:00	0.5833333		
		14:30	0.6041667		
		15:00	0.6250000		
		15:30	0.6458333		
		16:00	0.6666667		
		16:30	0.6875000		
		17:00	0.7083333		

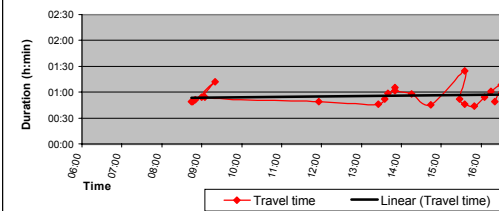
Date		3/4/2002		MED 5.0			
No.	Ticket No.	Time despatched	Time on site h:min	Time off site h:min	Travel Time h:min	On Site Time h:min	
1	118	07:55	08:44	10:18	00:49	01:34	
2	119	07:57	08:46	11:17	00:49	02:31	
3	120	07:59	08:50	11:27	00:51	02:37	
4	121	08:06	09:00	11:35	00:54	02:35	
5	122	08:08	09:20	12:12	01:12	02:52	
6	123	08:11	09:05	11:45	00:54	02:40	
7	131	11:07	11:56	12:58	00:49	01:02	
8	143	12:39	13:25	13:54	00:46	00:29	
9	144	12:41	13:40	14:15	00:59	00:35	
10	145	12:43	13:35	14:06	00:52	00:31	
11	146	12:45	13:50	14:32	01:05	00:42	
12	147	12:48	13:50	14:24	01:02	00:34	
13	150	13:17	14:15	14:50	00:58	00:35	
14	154	13:59	14:44	15:58	00:45	01:14	
15	155	14:10	15:35	16:31	01:25	00:56	
16	157	14:35	15:27	16:13	00:52	00:46	
17	159	14:49	15:35	16:21	00:46	00:46	
18	160	15:06	15:50	16:39	00:44	00:49	
19	161	15:11	16:05	16:47	00:54	00:42	
20	162	15:14	16:15	17:04	01:01	00:49	
21	163	15:22	16:30	17:31	01:08	01:01	
22	165	15:31	16:20	17:16	00:49	00:56	
23							
24							
25							
26							
27							
		Avg on site time:				01:14	
		Avg travel time:		00:55			
		Avg total trip time				03:05	
Note: Travel time is for one way trip				Production		403.6 t	
				Remark:		Mixe called in two portions, second after 13h00	
				Production rate:		46.0 t/hr	

N3 Old Barn

On Site standing time for premix trucks



Travel Time to Site



					06:00	0.2500000
					07:00	0.2916667
					08:00	0.3333333
					02:00	0.0833333
				15:00	0.6250000	
				01:00	0.0416667	
				02:15	0.0937500	
				03:00	0.1250000	
				00:30	0.0208333	
				02:30	0.1041667	
				03:00	0.1250000	
				03:00	0.1458333	
				03:00	0.1458333	
				04:00	0.1666667	
				04:30	0.1875000	
				05:00	0.2083333	
				05:30	0.2291667	
				06:00	0.2500000	
				06:30	0.2708333	
				07:00	0.2916667	
				07:30	0.3125000	
				08:00	0.3333333	
				08:30	0.3541667	
				09:00	0.3750000	
				09:30	0.3958333	
				10:00	0.4166667	
				10:30	0.4375000	
				11:00	0.4583333	
				11:30	0.4791667	
				12:00	0.5000000	
				12:30	0.5208333	
				13:00	0.5416667	
				13:30	0.5625000	
				14:00	0.5833333	
				14:30	0.6041667	
				15:00	0.6250000	
				15:30	0.6458333	
				16:00	0.6666667	
				16:30	0.6875000	
				17:00	0.7083333	

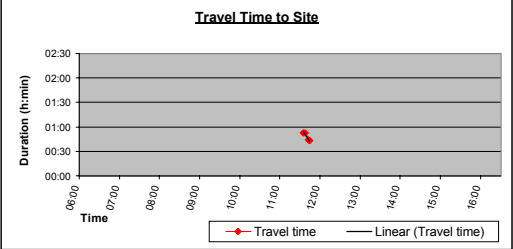
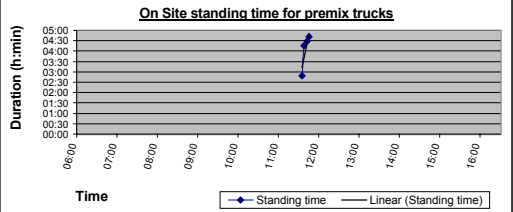
Latest	17:31	00:00	0.0000000			
Earliest	08:44	00:30	0.0208333			
		01:00	0.0416667			
Production duration :	08:47 h : min	01:30	0.0625000	01:00	0.0416667	
		02:00	0.0833333			
	0.36597222	02:30	0.1041667	00:30	0.0208333	
	1440	03:00	0.1250000			
	527 min	03:30	0.1458333			
Production per hour	46.0 t / hr	04:00	0.1666667			
		04:30	0.1875000			
Avg truck size	17 t	05:00	0.2083333			
No trucks / hr	2.703	05:30	0.2291667			
Say (Rounded)	3.000 no / hr	06:00	0.2500000			
		06:30	0.2708333			
Total no of truck trips	27 no	07:00	0.2916667			
Total time	08:47 h : min	07:30	0.3125000			
1 truck every	19.5 min	08:00	0.3333333			

Date		3/4/2002		Med 5.0		BTB 4.1	
No.	Ticket No.	Time despatched	Time on site	Time off site	Travel Time	On Site Time	
		h:min	h:min	h:min	h:min	h:min	
1	175	10:42	11:35	14:24	00:53	02:49	
2	176	10:45	11:38	15:54	00:53	04:16	
3	177	10:59	11:43	16:12	00:44	04:29	
4	178	11:02	11:45	16:26	00:43	04:41	
5							
6							
7							
8							
9							
10							
11							
12							
13							
14							
15							
16							
17							
18							
19							
20							
21							
22							
23							
24							
25							
26							
27							

Avg on site time:		04:03
Avg travel time:		00:48
Avg total trip time:		05:40

Note: Travel time is for one way trip

N3 Old Barn



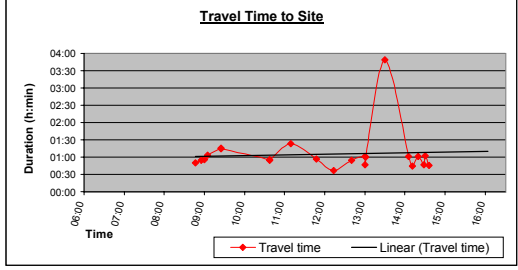
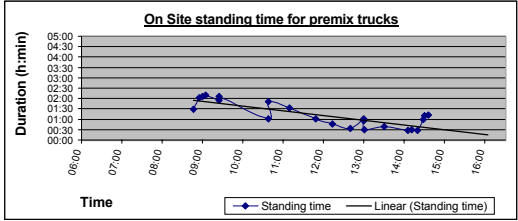
Production 75.76 t BTB
 30.42 t Med
 Remark: Trial section for BTB 4.1 - waiting for tack to cure.
 Production rate: 21.9 t/hr

Latest	16:26	00:00	0.000000			06:00	0.2500000	
Earliest	11:35	00:30	0.0208333			07:00	0.2916667	
		01:00	0.0416667		15:00	0.6250000	16:30	0.6875000
Production duration :	04:51 h : min	01:30	0.0625000		01:00	0.0416667	03:00	0.1250000
		02:00	0.0833333		02:15	0.0937500	03:30	0.1458333
	0.20208333	02:30	0.1041667		00:30	0.0208333		
	1440	03:00	0.1250000					
	291 min	03:30	0.1458333					
Production per hour	21.9 t / hr	04:00	0.1666667					
		04:30	0.1875000					
Avg truck size	17 t	05:00	0.2083333					
No trucks / hr	1.2878	05:30	0.2291667					
Say (Rounded)	1.000 no / hr	06:00	0.2500000					
		06:30	0.2708333					
Total no of truck trips	27 no	07:00	0.2916667					
Total time	04:51 h : min	07:30	0.3125000					
1 truck every	10.8 min	08:00	0.3333333					
		08:30	0.3541667					
		09:00	0.3750000					
		09:30	0.3958333					
		10:00	0.4166667					
		10:30	0.4375000					
		11:00	0.4583333					
		11:30	0.4791667					
		12:00	0.5000000					
		12:30	0.5208333					
		13:00	0.5416667					
		13:30	0.5625000					
		14:00	0.5833333					
		14:30	0.6041667					
		15:00	0.6250000					
		15:30	0.6458333					
		16:00	0.6666667					
		16:30	0.6875000					
		17:00	0.7083333					

Date 5/4/2002							Med 5.0	
No.	Ticket No.	Time despatched	Time on site h:min	Time off site h:min	Travel Time h:min	On Site Time h:min		
1	202	07:57	08:47	10:16	00:50	01:29		
2	203	08:00	08:55	10:57	00:55	02:02		
3	205	08:04	09:00	11:06	00:56	02:06		
4	204	08:02	09:05	11:15	01:03	02:10		
5	206	08:09	09:25	11:20	01:16	01:55		
6	207	08:11	09:25	11:30	01:14	02:05		
7	218	09:42	10:38	11:39	00:56	01:01		
8	219	09:44	10:38	12:29	00:54	01:51		
9	220	09:46	11:09	12:41	01:23	01:32		
10	228	10:51	11:48	12:50	00:57	01:02		
11	233	11:36	12:13	12:59	00:37	00:46		
12	234	11:46	12:40	13:13	00:54	00:33		
13	235	11:59	13:00	14:02	01:01	01:02		
14	240	12:13	13:00	13:55	00:47	00:55		
15	237	12:01	13:01	13:31	01:00	00:30		
16	217	09:41	13:30	14:09	03:49	00:39		
17	241	13:04	14:05	14:33	01:01	00:28		
18	245	13:26	14:11	14:41	00:45	00:30		
19	243	13:19	14:20	14:48	01:01	00:28		
20	247	13:41	14:28	15:27	00:47	00:59		
21	246	13:28	14:30	15:41	01:02	01:11		
22	249	13:50	14:36	15:49	00:46	01:13		
23	250	13:54	15:10	15:56	01:16	00:46		
24	251	14:16	15:25	16:03	01:09	00:38		
25	257	15:21	15:55	17:05	00:34	01:10		
26	254	14:52	15:56	16:10	01:04	00:14		
27	253	14:50	16:00	16:21	01:10	00:21		
28	256	15:18	16:04	17:01	00:46	00:57		

Avg on site time:	01:05	Production	0 t BTB	480.38 t MED
Avg travel time:	01:04	Mat returned:	0 t BTB	0 t MED
Avg total trip time	03:13	Remark:		
Note: Travel time is for one way trip		Production rate:	57.9 t/hr	

N3 Old Barn



Latest	17:05	00:00	0.0000000	06:00	0.2500000
Earliest	08:47	00:30	0.0208333	07:00	0.2916667
Production duration :	08:18 h : min	01:00	0.0416667	15:00	0.6250000
		01:30	0.0625000	16:30	0.6875000
		02:00	0.0833333	01:00	0.0416667
		02:30	0.1041667	02:15	0.0937500
		03:00	0.1250000	03:30	0.1458333
		03:30	0.1458333	00:30	0.0208333
		04:00	0.1666667		
		04:30	0.1875000		
		05:00	0.2083333		
		05:30	0.2291667		
		06:00	0.2500000		
		06:30	0.2708333		
		07:00	0.2916667		
		07:30	0.3125000		
		08:00	0.3333333		
		08:30	0.3541667		
		09:00	0.3750000		
		09:30	0.3958333		
		10:00	0.4166667		
		10:30	0.4375000		
		11:00	0.4583333		
		11:30	0.4791667		
		12:00	0.5000000		
		12:30	0.5208333		
		13:00	0.5416667		
		13:30	0.5625000		
		14:00	0.5833333		
		14:30	0.6041667		
		15:00	0.6250000		
		15:30	0.6458333		
		16:00	0.6666667		
		16:30	0.6875000		
		17:00	0.7083333		

Avg truck size	17 t	05:00	0.2083333
No trucks / hr	3.4045	05:30	0.2291667
Say (Rounded)	3.000 no / hr	06:00	0.2500000
Total no of truck trips	28 no	06:30	0.2708333
Total time	08:18 h : min	07:00	0.2916667
1 truck every	17.8 min	07:30	0.3125000
		08:00	0.3333333
		08:30	0.3541667
		09:00	0.3750000
		09:30	0.3958333
		10:00	0.4166667
		10:30	0.4375000
		11:00	0.4583333
		11:30	0.4791667
		12:00	0.5000000
		12:30	0.5208333
		13:00	0.5416667
		13:30	0.5625000
		14:00	0.5833333
		14:30	0.6041667
		15:00	0.6250000
		15:30	0.6458333
		16:00	0.6666667
		16:30	0.6875000
		17:00	0.7083333

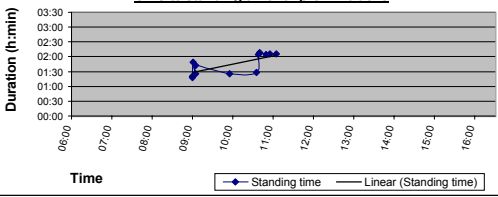
Date 8/4/2002								Med 5.0	
No.	Ticket No.	Time despatched	Time on site h:min	Time off site h:min	Travel Time h:min	On Site Time h:min			
1	269	08:01	09:00	10:21	00:59	01:21			
2	271	08:06	09:00	10:18	00:54	01:18			
3	273	08:18	09:01	10:50	00:43	01:49			
4	270	08:04	09:05	10:30	01:01	01:25			
5	272	08:08	09:05	10:47	00:57	01:42			
6	274	08:24	09:55	11:21	01:31	01:26			
7	279	09:37	10:35	12:03	00:58	01:28			
8	281	09:42	10:38	12:42	00:56	02:04			
9	280	09:39	10:40	12:48	01:01	02:08			
10	282	09:44	10:49	12:54	01:05	02:05			
11	283	09:54	10:55	13:01	01:01	02:06			
12	284	09:56	11:05	13:11	01:09	02:06			
13					00:00	00:00			
14					00:00	00:00			
15					00:00	00:00			
16					00:00	00:00			
17					00:00	00:00			
18					00:00	00:00			
19					00:00	00:00			
20					00:00	00:00			
21					00:00	00:00			
22					00:00	00:00			
23					00:00	00:00			
24					00:00	00:00			
25					00:00	00:00			
26					00:00	00:00			
27					00:00	00:00			
28					00:00	00:00			

Avg on site time:	01:44
Avg travel time:	01:01
Avg total trip time:	03:47

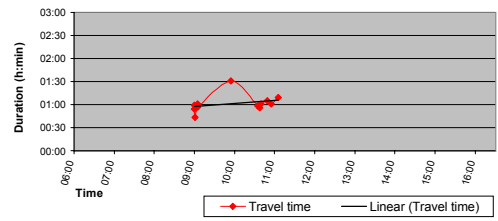
Note: Travel time is for one way trip

N3 Old Barn

On Site standing time for premix trucks



Travel Time to Site



Production 0 t BTB 202.02 t MED
 Mat returned: 1 BTB 6.87 t MED
 Remark: Plant breakdown, production stopped. Loading from silo's
 Production rate: 49.9 t/hr

				06:00	0.2500000
				07:00	0.2916667
				08:00	0.3333333
				02:00	0.0833333
Production duration :	04:11 h : min			15:00	0.6250000
				16:30	0.6875000
				01:00	0.0416667
				03:00	0.1250000
				02:15	0.0937500
				03:30	0.1458333
	0.17430556			00:30	0.0208333
	1440	03:00	0.1250000		
	251 min	03:30	0.1458333		
Production per hour	49.9 t / hr	04:00	0.1666667		
		04:30	0.1875000		
Avg truck size	17 t	05:00	0.2083333		
No trucks / hr	2.9373	05:30	0.2291667		
Say (Rounded)	3.000 no / hr	06:00	0.2500000		
		06:30	0.2708333		
Total no of truck trips	28 no	07:00	0.2916667		
Total time	04:11 h : min	07:30	0.3125000		
1 truck every	9.0 min	08:00	0.3333333		
		08:30	0.3541667		
		09:00	0.3750000		
		09:30	0.3958333		
		10:00	0.4166667		
		10:30	0.4375000		
		11:00	0.4583333		
		11:30	0.4791667		
		12:00	0.5000000		
		12:30	0.5208333		
		13:00	0.5416667		
		13:30	0.5625000		
		14:00	0.5833333		
		14:30	0.6041667		
		15:00	0.6250000		
		15:30	0.6458333		
		16:00	0.6666667		
		16:30	0.6875000		
		17:00	0.7083333		

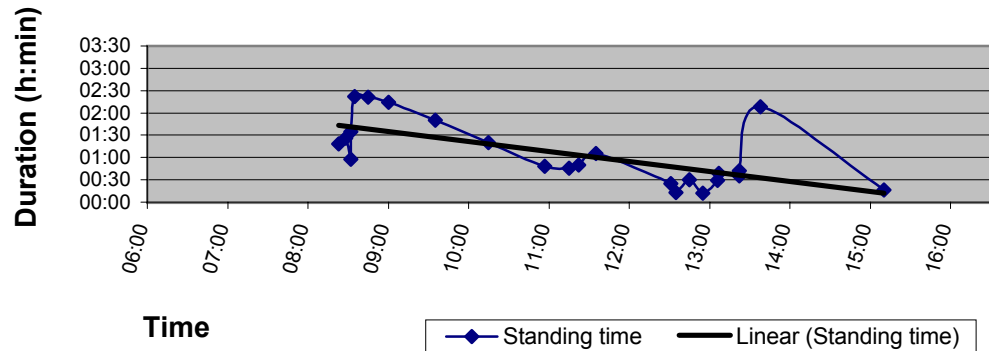
Med 5.0						
Date	10/4/2002					
No.	Ticket No.	Time despatched	Time on site	Time off site	Travel Time	On Site Time
			h:min	h:min	h:min	h:min
1	301	07:34	08:23	09:41	00:49	01:18
2	303	07:36	08:28	09:54	00:52	01:26
3	300	07:32	08:32	09:30	01:00	00:58
4	304	07:37	08:32	10:07	00:55	01:35
5	302	07:35	08:35	10:57	01:00	02:22
6	306	07:43	08:45	11:06	01:02	02:21
7	305	07:40	09:00	11:14	01:20	02:14
8	319	08:59	09:35	11:25	00:36	01:50
9	316	08:51	10:15	11:35	01:24	01:20
10	328	10:02	10:57	11:45	00:55	00:48
11	330	10:21	11:15	12:01	00:54	00:46
12	332	10:28	11:22	12:12	00:54	00:50
13	334	10:41	11:35	12:40	00:54	01:05
14	342	11:40	12:31	12:56	00:51	00:25
15	339	11:33	12:35	12:48	01:02	00:13
16	348	12:03	12:45	13:15	00:42	00:30
17	345	11:51	12:55	13:07	01:04	00:12
18	347	12:00	13:06	13:35	01:06	00:29
19	350	12:16	13:07	13:46	00:51	00:39
20	351	12:19	13:22	13:57	01:03	00:35
21	353	12:35	13:22	14:04	00:47	00:42
22	349	12:08	13:38	15:46	01:30	02:08
23	354	14:18	15:10	15:26	00:52	00:16

Avg on site time: 01:05
 Avg travel time: 00:58
 Avg total trip time: 03:02

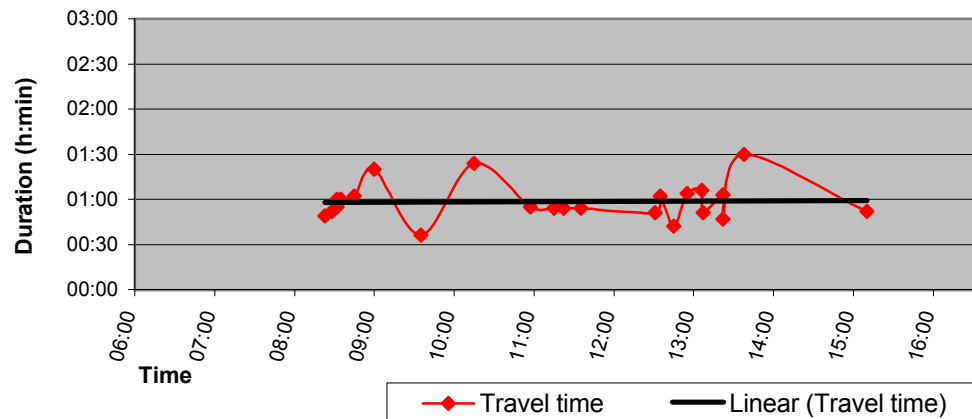
Note: Travel time is for one way trip

N3 Old Barn

On Site standing time for premix trucks



Travel Time to Site



Production: 0 t BTB, 396.8 t MED
 Mat returned: t BTB, 1.71 t MED
 Remark:
 Production rate: 54.0 t/hr

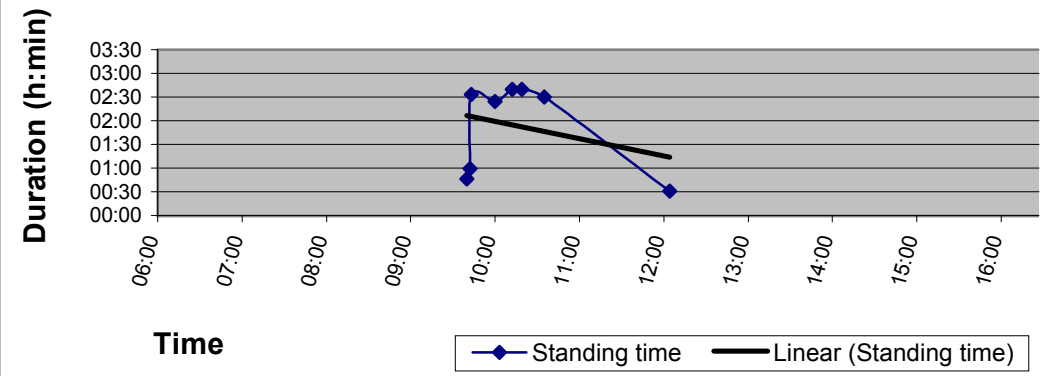
Med 5.0						
Date	11/4/2002					
No.	Ticket No.	Time despatched	Time on site	Time off site	Travel Time	On Site Time
			h:min	h:min	h:min	h:min
1	387	09:02	09:40	10:26	00:38	00:46
2	386	08:59	09:42	10:41	00:43	00:59
3	385	08:57	09:43	12:16	00:46	02:33
4	389	09:08	10:00	12:24	00:52	02:24
5	392	09:14	10:12	12:52	00:58	02:40
6	391	09:12	10:19	12:59	01:07	02:40
7	393	09:17	10:35	13:05	01:18	02:30
8	388	09:06	12:04	12:35	02:58	00:31
9						
10						
11						
12						
13						
14						
15						
16						
17						
18						
19						
20						
21						
22						
23						

Avg on site time: 01:52
 Avg travel time: 01:10
 Avg total trip time: 04:12

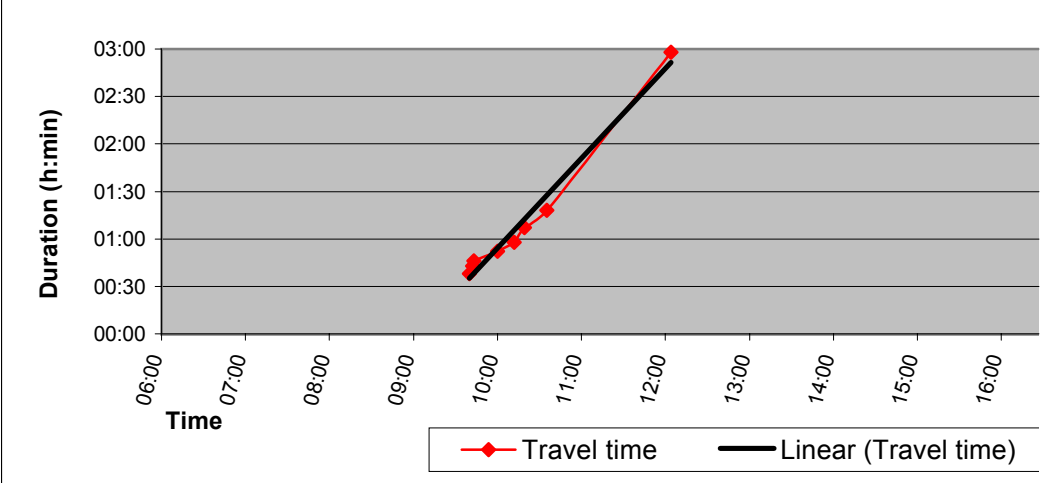
Note: Travel time is for one way trip

N3 Old Barn

On Site standing time for premix trucks



Travel Time to Site



Production: 0 t BTB, 150.4 t MED
 Mat returned: 0 t BTB, 13.96 t MED
 Remark: Paving Northbound lane.
 Production rate: 48.1 t/hr

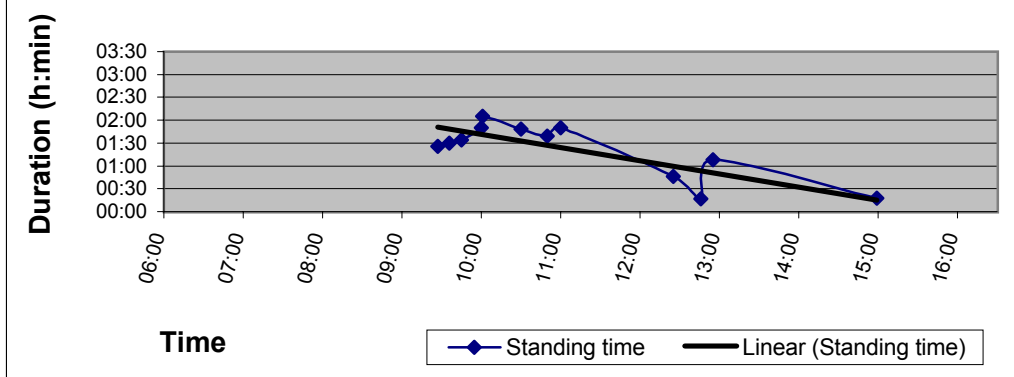
Med 5.0						
Date	12/4/2002					
No.	Ticket No.	Time despatched	Time on site h:min	Time off site h:min	Travel Time h:min	On Site Time h:min
1	428	08:30	09:27	10:53	00:57	01:26
2	426	08:26	09:36	11:06	01:10	01:30
3	431	08:40	09:45	11:19	01:05	01:34
4	429	08:33	10:00	11:50	01:27	01:50
5	425	08:24	10:01	12:06	01:37	02:05
6	433	08:45	10:30	12:18	01:45	01:48
7	435	09:26	10:50	12:29	01:24	01:39
8	434	09:25	11:00	12:50	01:35	01:50
9	439	11:44	12:25	13:11	00:41	00:46
10	438	11:41	12:46	13:03	01:05	00:17
11	441	11:55	12:55	14:03	01:00	01:08
12	442	13:27	14:59	15:17	01:32	00:18
13						
14						
15						
16						
17						
18						
19						
20						
21						
22						
23						

Avg on site time: 01:20
 Avg travel time: 01:16
 Avg total trip time: 03:53

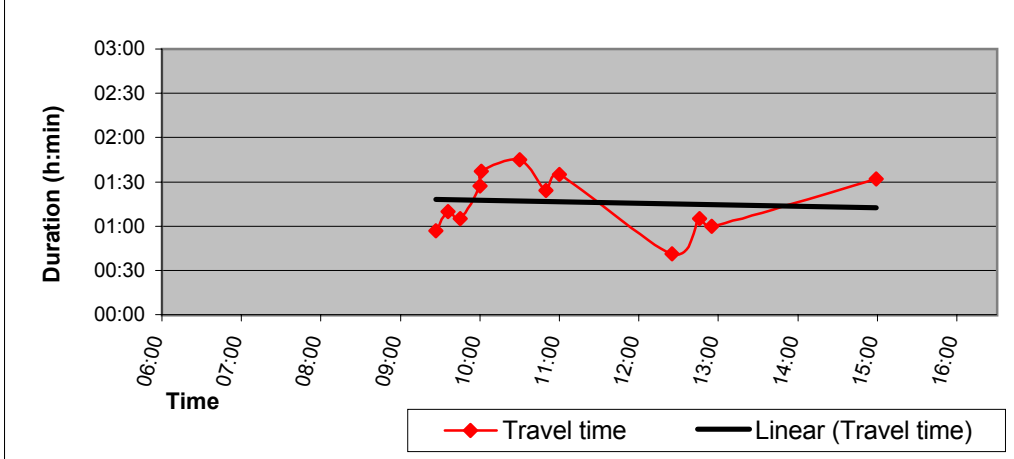
Note: Travel time is for one way trip

N3 Old Barn

On Site standing time for premix trucks



Travel Time to Site



Production: 0 t BTB, 0 t MED
 Mat returned: 0 t BTB, 177.0 t MED
 Remark: Breakdown at plant. Last truck supplied from Eikenhof. Longer distance
 Production rate: 30.3 t/hr

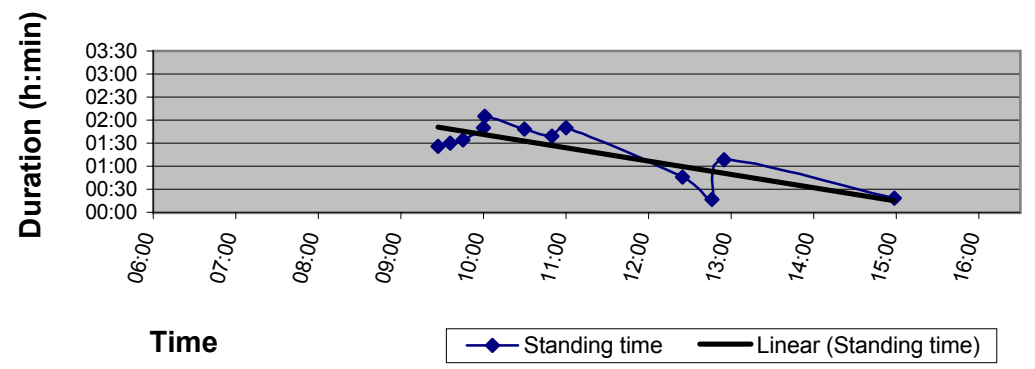
Med 5.0						
Date	12/4/2002					
No.	Ticket No.	Time despatched	Time on site	Time off site	Travel Time	On Site Time
			h:min	h:min	h:min	h:min
1	428	08:30	09:27	10:53	00:57	01:26
2	426	08:26	09:36	11:06	01:10	01:30
3	431	08:40	09:45	11:19	01:05	01:34
4	429	08:33	10:00	11:50	01:27	01:50
5	425	08:24	10:01	12:06	01:37	02:05
6	433	08:45	10:30	12:18	01:45	01:48
7	435	09:26	10:50	12:29	01:24	01:39
8	434	09:25	11:00	12:50	01:35	01:50
9	439	11:44	12:25	13:11	00:41	00:46
10	438	11:41	12:46	13:03	01:05	00:17
11	441	11:55	12:55	14:03	01:00	01:08
12	442	13:27	14:59	15:17	01:32	00:18
13						
14						
15						
16						
17						
18						
19						
20						
21						
22						
23						

Avg on site time: 01:20
 Avg travel time: 01:16
 Avg total trip time: 03:53

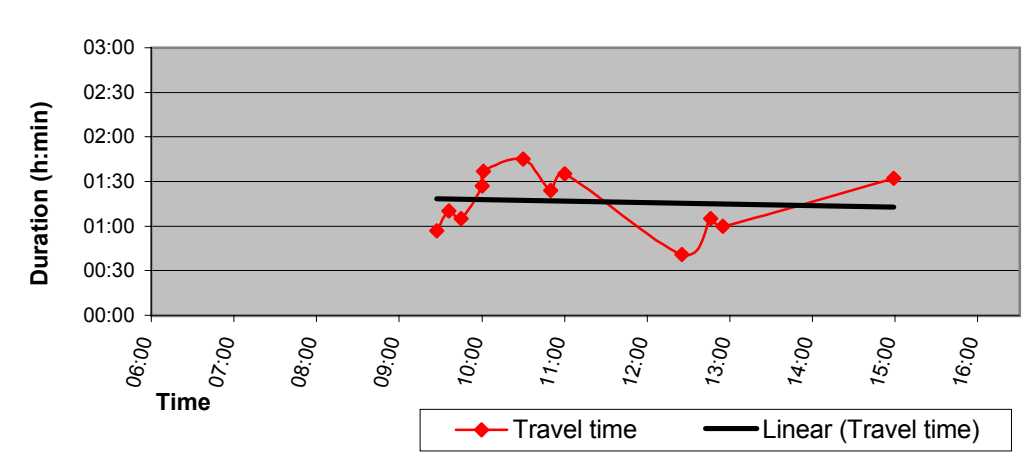
Note: Travel time is for one way trip

N3 Old Barn

On Site standing time for premix trucks



Travel Time to Site



Production: 0 t BTB, 0 t MED
 Mat returned: 0 t BTB, 177.0 t MED
 Remark: Breakdown at plant. Last truck supplied from Eikenhof. Longer distance
 Production rate: 30.3 t/hr

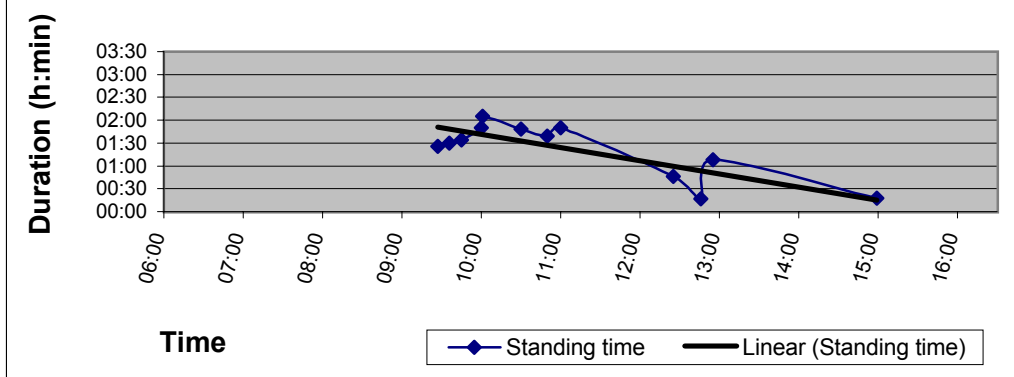
Med 5.0						
Date	12/4/2002					
No.	Ticket No.	Time despatched	Time on site h:min	Time off site h:min	Travel Time h:min	On Site Time h:min
1	428	08:30	09:27	10:53	00:57	01:26
2	426	08:26	09:36	11:06	01:10	01:30
3	431	08:40	09:45	11:19	01:05	01:34
4	429	08:33	10:00	11:50	01:27	01:50
5	425	08:24	10:01	12:06	01:37	02:05
6	433	08:45	10:30	12:18	01:45	01:48
7	435	09:26	10:50	12:29	01:24	01:39
8	434	09:25	11:00	12:50	01:35	01:50
9	439	11:44	12:25	13:11	00:41	00:46
10	438	11:41	12:46	13:03	01:05	00:17
11	441	11:55	12:55	14:03	01:00	01:08
12	442	13:27	14:59	15:17	01:32	00:18
13						
14						
15						
16						
17						
18						
19						
20						
21						
22						
23						

Avg on site time: 01:20
 Avg travel time: 01:16
 Avg total trip time: 03:53

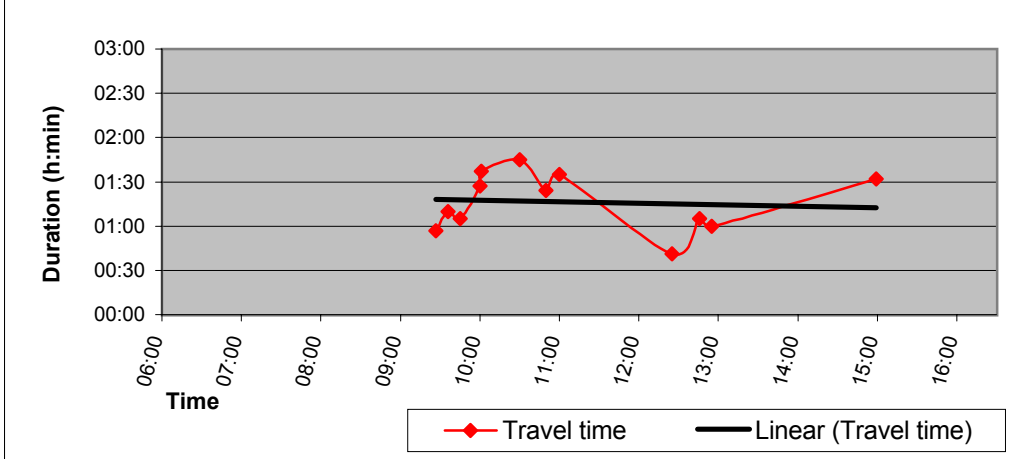
Note: Travel time is for one way trip

N3 Old Barn

On Site standing time for premix trucks



Travel Time to Site



Production: 0 t BTB, 0 t MED
 Mat returned: 0 t BTB, 177.0 t MED
 Remark: Breakdown at plant. Last truck supplied from Eikenhof. Longer distance
 Production rate: 30.3 t/hr

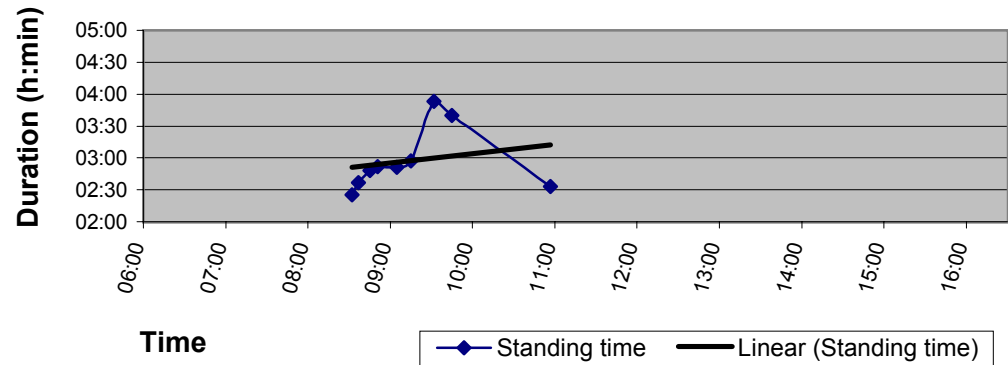
Med 5.0						
Date	15/4/2002					
No.	Ticket No.	Time despatched	Time on site h:min	Time off site h:min	Travel Time h:min	On Site Time h:min
1	455	07:51	08:32	10:57	00:41	02:25
2	454	07:49	08:37	11:14	00:48	02:37
3	456	07:53	08:45	11:33	00:52	02:48
4	457	07:55	08:51	11:43	00:56	02:52
5	458	08:13	09:05	11:56	00:52	02:51
6	460	08:19	09:15	12:12	00:56	02:57
7	462	08:31	09:32	13:25	01:01	03:53
8	459	08:15	09:45	13:25	01:30	03:40
9	469	10:01	10:57	13:30	00:56	02:33
10						
11						
12						
13						
14						
15						
16						
17						
18						
19						
20						
21						
22						
23						

Avg on site time: 02:57
 Avg travel time: 00:56
 Avg total trip time: 04:51

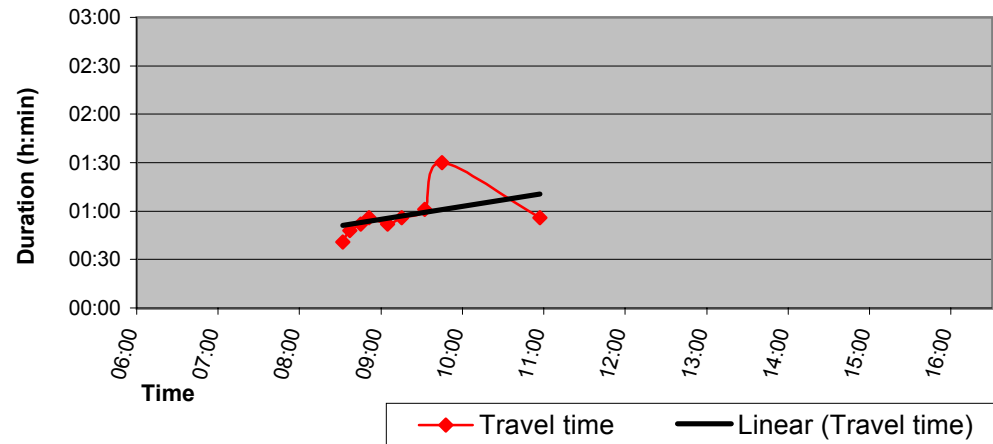
Note: Travel time is for one way trip

N3 Old Barn

On Site standing time for premix trucks



Travel Time to Site



Production: 0 t BTB, 167.7 t MED
 Mat returned: 39.6 t BTB, 0.0 t MED
 Remark: Breakdown on site: milling machine. Trucks waiting on site.
 Production rate: 41.7 t/hr

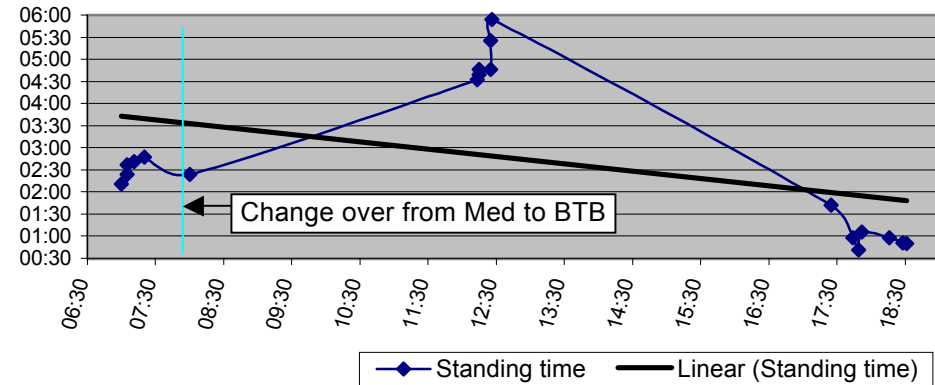
Date	Med 5.0					BTB
Date	16/4/2002					
Ticket No.	Time despatched	Time on site	Time off site	Travel Time	On Site Time	
		h:min	h:min	h:min	h:min	h:min
1	483	06:05	07:00	09:11	00:55	02:11
2	484	06:05	07:05	09:29	01:00	02:24
3	486	06:24	07:05	09:42	00:41	02:37
4	485	06:09	07:11	09:52	01:02	02:41
5	487	06:28	07:20	10:07	00:52	02:47
6	490	06:47	08:00	10:24	01:13	02:24
7	505	11:35	12:13	16:45	00:38	04:32
8	506	11:36	12:15	16:54	00:39	04:39
9	507	11:38	12:15	17:01	00:37	04:46
10	504	11:32	12:25	17:11	00:53	04:46
11	510	11:43	12:25	17:50	00:42	05:25
12	509	11:42	12:26	18:20	00:44	05:54
13	526	16:57	17:25	19:07	00:28	01:42
14	525	16:52	17:44	18:42	00:52	00:58
15	524	16:40	17:49	18:30	01:09	00:41
16	527	17:10	17:52	18:58	00:42	01:06
17	529	17:29	18:16	19:14	00:47	00:58
18	530	17:42	18:28	19:19	00:46	00:51
19	531	17:58	18:31	19:21	00:33	00:50
20						
21						
22						
23						

Avg on site time: 02:44
 Avg travel time: 00:48
 Avg total trip time: 04:20

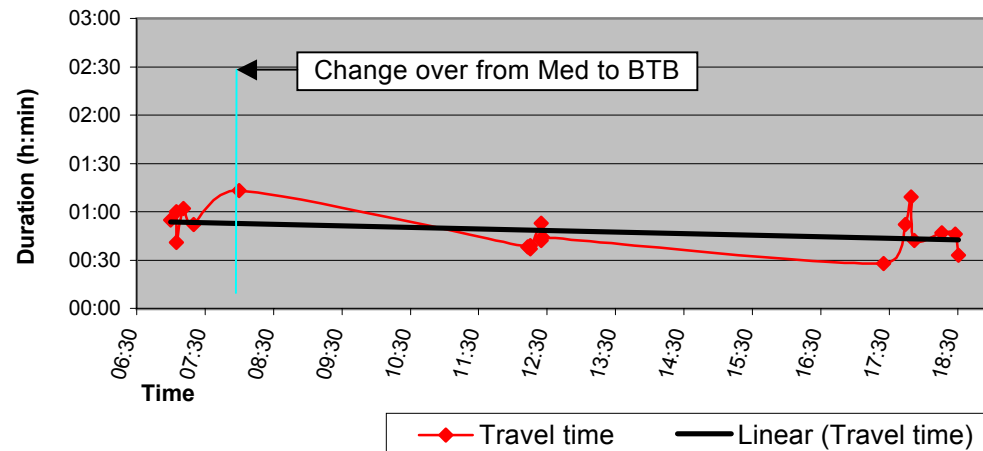
Note: Travel time is for one way trip

N3 Old Barn

On Site standing time for premix trucks



Travel Time to Site



Production: 280.5 t BTB 120.1 t MED
 Mat returned: 12.2 t BTB 7.9 t MED
 Remark: Trial section with cement as stabilizer done
 Production rate: 34.1 t/hr

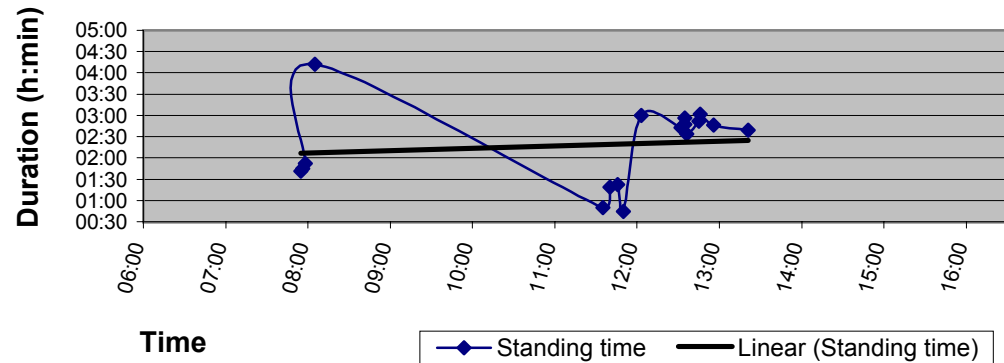
BTB 4.1						
Date	17/4/2002					
No.	Ticket No.	Time despatched	Time on site	Time off site	Travel Time	On Site Time
			h:min	h:min	h:min	h:min
1	534	07:08	07:55	09:36	00:47	01:41
2	533	07:06	07:56	09:41	00:50	01:45
3	535	07:17	07:58	09:50	00:41	01:52
4	536	07:21	08:05	12:17	00:44	04:12
5	548	10:57	11:35	12:25	00:38	00:50
6	549	10:59	11:40	12:59	00:41	01:19
7	552	11:08	11:46	13:08	00:38	01:22
8	550	11:02	11:50	12:34	00:48	00:44
9	553	11:10	12:03	15:03	00:53	03:00
10	555	11:15	12:32	15:15	01:17	02:43
11	560	11:26	12:35	15:22	01:09	02:47
12	563	11:37	12:35	15:31	00:58	02:56
13	558	11:21	12:36	15:10	01:15	02:34
14	565	11:44	12:45	15:37	01:01	02:52
15	568	12:04	12:46	15:48	00:42	03:02
16	567	12:01	12:56	15:42	00:55	02:46
17	569	12:12	13:21	16:00	01:09	02:39
18						
19						
20						
21						
22						
23						

Avg on site time: 02:17
 Avg travel time: 00:53
 Avg total trip time: 04:04

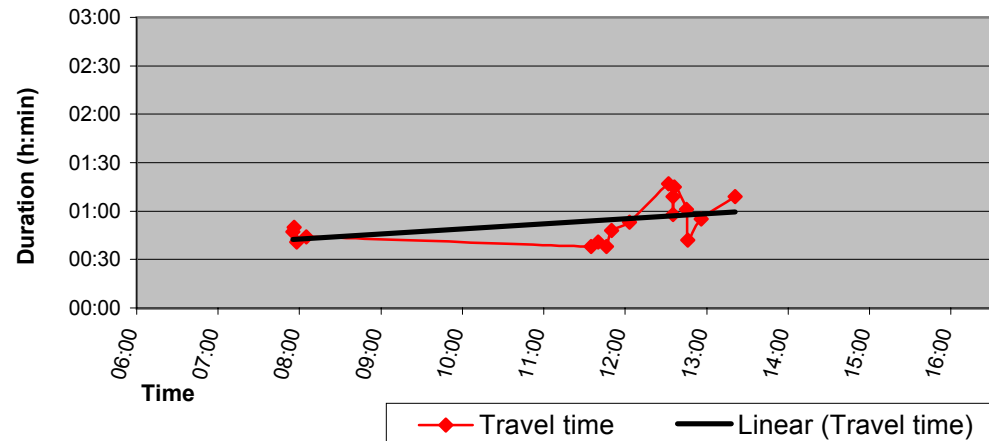
Note: Travel time is for one way trip

N3 Old Barn

On Site standing time for premix trucks



Travel Time to Site



Production: 291.2 t BTB 0 t MED
 Mat returned: 12.2 t BTB 177.0 t MED
 Remark: Longer travelling times due to increased distance to delivery point
 Production rate: 59.4 t/hr

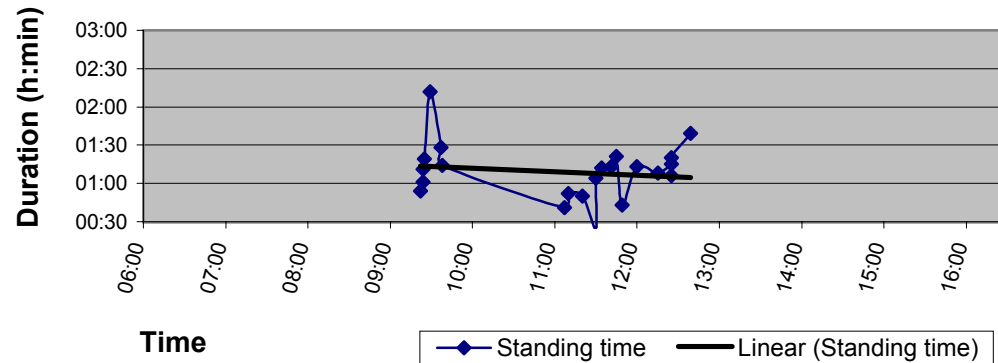
BTB 4.1						
Date	18/4/2002					
No.	Ticket No.	Time despatched	Time on site	Time off site	Travel Time	On Site Time
			h:min	h:min	h:min	h:min
1	589	08:37	09:22	10:16	00:45	00:54
2	590	08:38	09:24	10:25	00:46	01:01
3	591	08:40	09:24	10:35	00:44	01:11
4	592	08:42	09:25	10:44	00:43	01:19
5	595	08:49	09:29	11:41	00:40	02:12
6	593	08:46	09:37	11:05	00:51	01:28
7	594	08:48	09:38	10:52	00:50	01:14
8	603	10:17	11:07	11:48	00:50	00:41
9	604	10:27	11:10	12:02	00:43	00:52
10	606	10:32	11:20	12:10	00:48	00:50
11	605	10:30	11:30	11:55	01:00	00:25
12	608	10:43	11:30	12:34	00:47	01:04
13	612	10:54	11:34	12:46	00:40	01:12
14	613	11:05	11:41	12:54	00:36	01:13
15	611	10:51	11:45	13:06	00:54	01:21
16	607	10:34	11:49	12:32	01:15	00:43
17	616	11:22	12:00	13:13	00:38	01:13
18	615	11:20	12:15	13:23	00:55	01:08
19	617	11:35	12:25	13:40	00:50	01:15
20	618	11:38	12:25	13:31	00:47	01:06
21	622	11:52	12:25	13:45	00:33	01:20
22	620	11:42	12:39	14:18	00:57	01:39
23						

Avg on site time: 01:09
 Avg travel time: 00:47
 Avg total trip time: 02:44

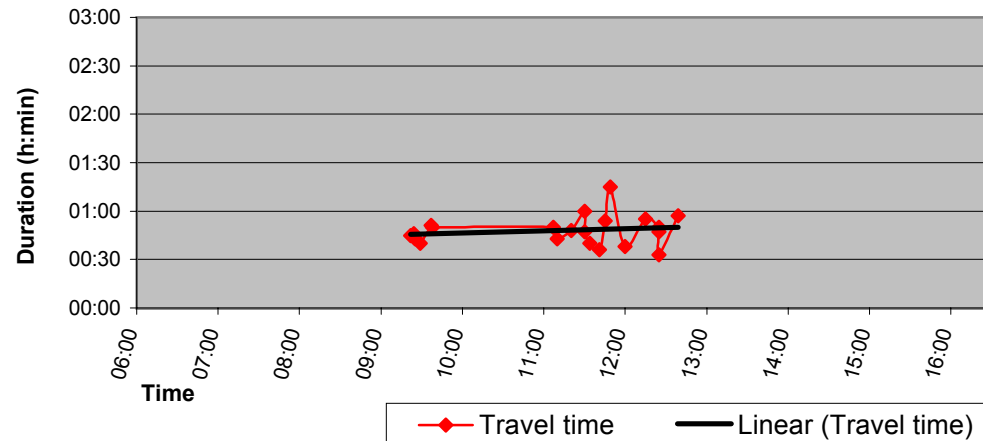
Note: Travel time is for one way trip

N3 Old Barn

On Site standing time for premix trucks



Travel Time to Site

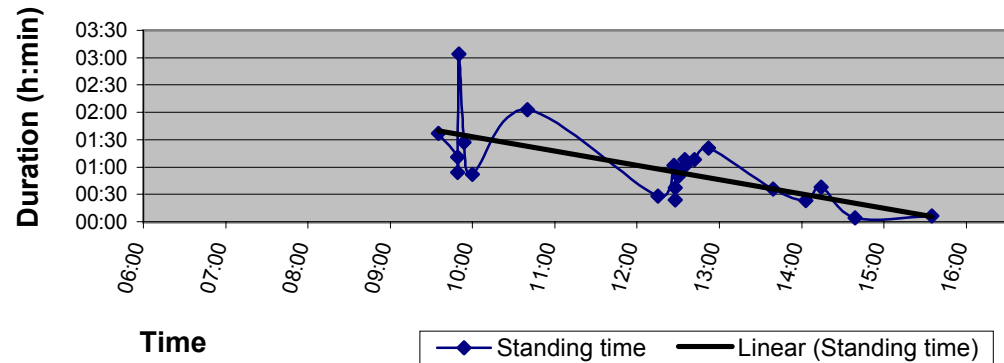


Production: 395.1 t BTB 0 t MED
 Mat returned: 5.1 t BTB 0.0 t MED
 Remark: Mix required on site later due to mist.
 Production rate: 80.1 t/hr

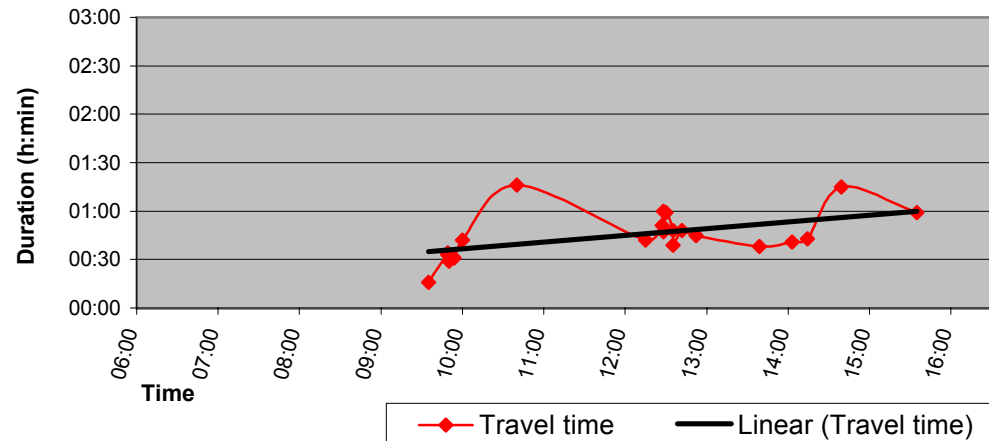
BTB 4.1						
Date	19/4/2002					
No.	Ticket No.	Time despatched	Time on site	Time off site	Travel Time	On Site Time
			h:min	h:min	h:min	h:min
1	638	09:19	09:35	11:12	00:16	01:37
2	635	09:15	09:49	11:00	00:34	01:11
3	636	09:16	09:49	10:43	00:33	00:54
4	639	09:21	09:50	12:54	00:29	03:04
5	640	09:23	09:54	11:21	00:31	01:27
6	637	09:18	10:00	10:52	00:42	00:52
7	641	09:24	10:40	12:43	01:16	02:03
8	653	11:33	12:15	12:43	00:42	00:28
9	654	11:36	12:27	13:29	00:51	01:02
10	651	11:28	12:28	13:05	01:00	00:37
11	656	11:41	12:28	12:52	00:47	00:24
12	652	11:31	12:30	13:20	00:59	00:50
13	657	11:47	12:35	13:43	00:48	01:08
14	661	11:56	12:35	13:36	00:39	01:01
15	660	11:54	12:42	13:50	00:48	01:08
16	662	12:07	12:52	14:13	00:45	01:21
17	666	13:01	13:39	14:15	00:38	00:36
18	668	13:22	14:03	14:26	00:41	00:23
19	672	13:31	14:14	14:52	00:43	00:38
20	669	13:24	14:39	14:43	01:15	00:04
21	676	14:36	15:35	15:41	00:59	00:06
Avg on site time:						00:59
Avg travel time:						00:45
Avg total trip time						02:30
Note: Travel time is for one way trip						

N3 Old Barn

On Site standing time for premix trucks



Travel Time to Site



Production 400.7 t BTB 0 t MED
 Mat returned: 3.2 t BTB 0.0 t MED
 Remark:
 Production rate: 65.7 t/hr

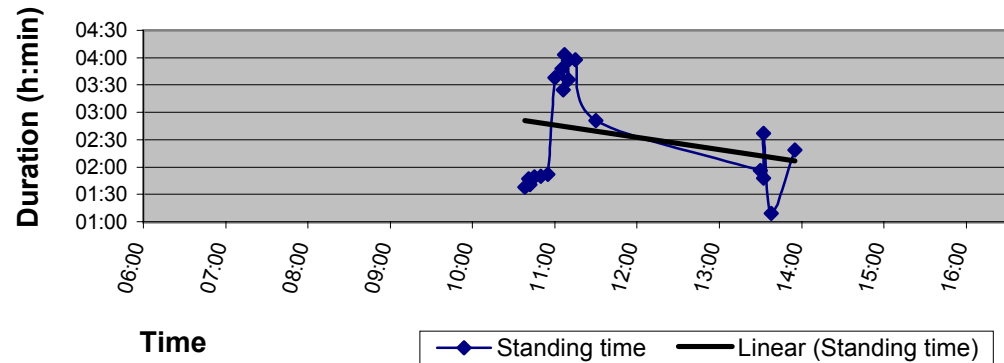
Date		BTB 4.1				
20/4/2002						
No.	Ticket No.	Time despatched	Time on site	Time off site	Travel Time	On Site Time
			h:min	h:min	h:min	h:min
1	680	10:02	10:38	12:16	00:36	01:38
2	682	10:05	10:41	12:28	00:36	01:47
3	683	10:07	10:42	12:23	00:35	01:41
4	681	10:04	10:45	12:34	00:41	01:49
5	685	10:14	10:50	12:40	00:36	01:50
6	686	10:16	10:55	12:47	00:39	01:52
7	688	10:20	11:00	14:38	00:40	03:38
8	690	10:24	11:05	14:53	00:41	03:48
9	687	10:19	11:06	14:31	00:47	03:25
10	691	10:25	11:07	15:10	00:42	04:03
11	689	10:22	11:10	14:46	00:48	03:36
12	693	10:28	11:10	15:07	00:42	03:57
13	692	10:27	11:15	15:13	00:48	03:58
14	684	10:12	11:30	14:21	01:18	02:51
15	696	11:58	13:30	15:26	01:32	01:56
16	695	12:54	13:32	15:20	00:38	01:48
17	698	13:05	13:32	16:09	00:27	02:37
18	697	13:02	13:38	14:47	00:36	01:09
19	701	13:19	13:55	16:14	00:36	02:19

Avg on site time: 02:36
 Avg travel time: 00:44
 Avg total trip time: 04:05

Note: Travel time is for one way trip

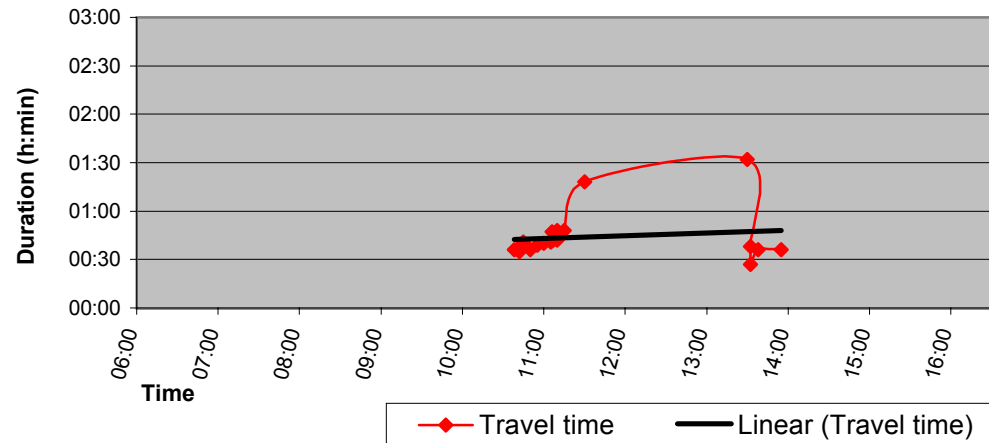
N3 Old Barn

On Site standing time for premix trucks



Legend: Standing time (blue line with diamonds), Linear (Standing time) (black line)

Travel Time to Site



Legend: Travel time (red line with diamonds), Linear (Travel time) (black line)

Production: 362.9 t BTB 0 t MED
 Mat returned: 11.6 t BTB 0.0 t MED
 Remark:
 Production rate: 64.8 t/hr

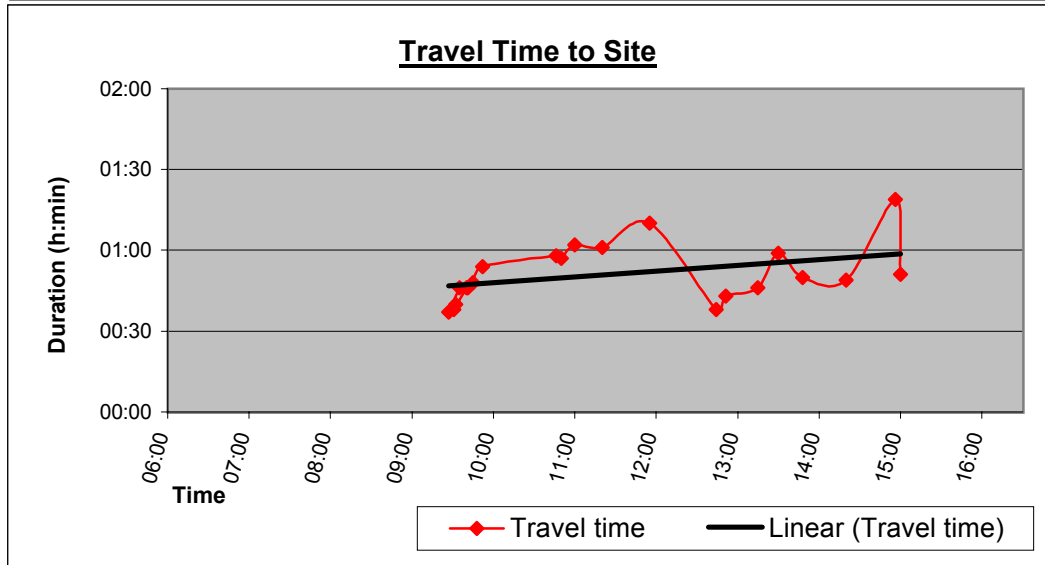
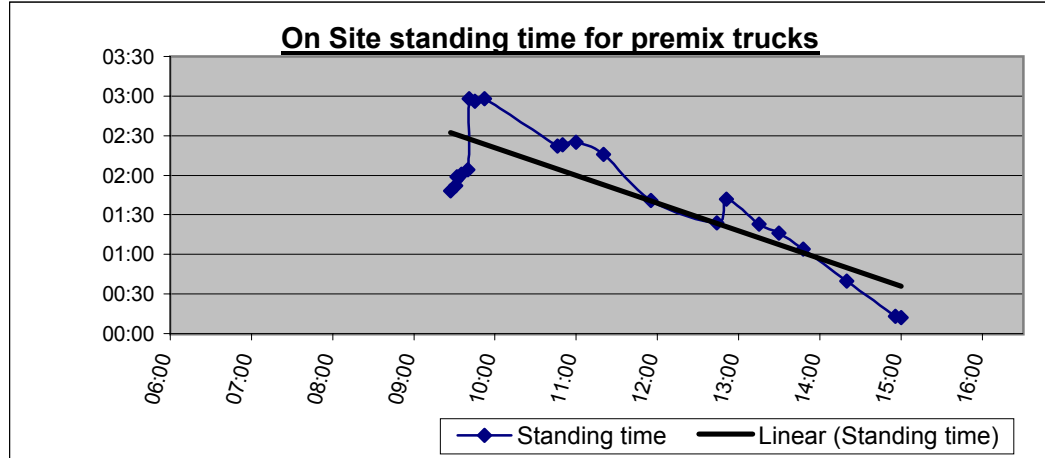
Date 22/04/2002 BTB 4.1

No.	Ticket No.	Time despatched	Time on site h:min	Time off site h:min	Travel Time h:min	On Site Time h:min
1	706	08:49	09:35	11:36	00:46	02:01
2	707	08:50	09:27	11:15	00:37	01:48
3	708	08:52	09:32	11:31	00:40	01:59
4	709	08:53	09:31	11:23	00:38	01:52
5	710	08:54	09:40	11:44	00:46	02:04
6	711	08:55	09:41	12:39	00:46	02:58
7	712	08:57	09:45	12:41	00:48	02:56
8	713	08:58	09:52	12:50	00:54	02:58
9	714	09:48	10:46	13:08	00:58	02:22
10	715	09:53	10:50	13:13	00:57	02:23
11	716	09:58	11:00	13:25	01:02	02:25
12	719	10:19	11:20	13:36	01:01	02:16
13	722	10:45	11:55	13:36	01:10	01:41
14	728	12:06	12:44	14:08	00:38	01:24
15	729	12:08	12:51	14:33	00:43	01:42
16	730	12:29	13:15	14:38	00:46	01:23
17	731	12:31	13:30	14:46	00:59	01:16
18	734	12:58	13:48	14:52	00:50	01:04
19	738	13:31	14:20	15:00	00:49	00:40
20	739	13:37	14:56	15:09	01:19	00:13
21	741	14:09	15:00	15:12	00:51	00:12

Avg on site time: 01:47
 Avg travel time: 00:51
 Avg total trip time: 03:30

Note: Travel time is for one way trip

N3 Old Barn



Production 391.2 t BTB 0 t MED
 Mat returned: 0.0 t BTB 0.0 t MED
 Remark:
 Production rate: 68.0 t/hr

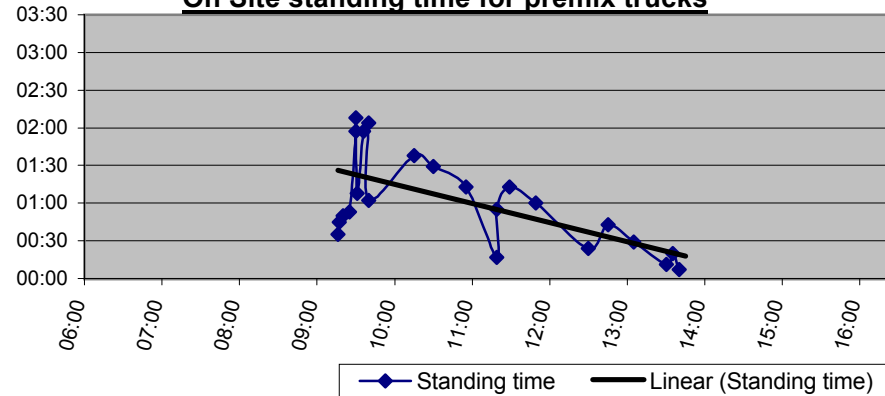
BTB 4.1						
Date	23/04/2002					
No.	Ticket No.	Time despatched	Time on site h:min	Time off site h:min	Travel Time h:min	On Site Time h:min
1	759	08:40	09:16	09:51	00:36	00:35
2	760	08:41	09:17	10:02	00:36	00:45
3	761	08:43	09:20	10:10	00:37	00:50
4	762	08:44	09:25	10:18	00:41	00:53
5	763	08:46	09:30	11:27	00:44	01:57
6	765	08:48	09:30	11:38	00:42	02:08
7	758	08:38	09:31	10:39	00:53	01:08
8	764	08:47	09:36	11:33	00:49	01:57
9	766	08:50	09:40	11:44	00:50	02:04
10	767	08:51	09:40	10:42	00:49	01:02
11	769	09:20	10:15	11:53	00:55	01:38
12	771	09:25	10:30	11:59	01:05	01:29
13	770	09:22	10:55	12:08	01:33	01:13
14	780	10:34	11:19	11:36	00:45	00:17
15	781	10:39	11:19	12:14	00:40	00:55
16	782	10:48	11:29	12:42	00:41	01:13
17	784	11:01	11:49	12:49	00:48	01:00
18	786	11:26	12:30	12:54	01:04	00:24
19	793	12:05	12:45	13:28	00:40	00:43
20	796	12:13	13:05	13:34	00:52	00:29
21	797	12:29	13:30	13:41	01:01	00:11
22	801	12:39	13:35	13:55	00:56	00:20
23	800	12:36	13:40	13:47	01:04	00:07
24	802	12:50	13:45	15:02	00:55	01:17
25	803	14:23				

Avg on site time: 01:01
 Avg travel time: 00:50
 Avg total trip time: 02:42

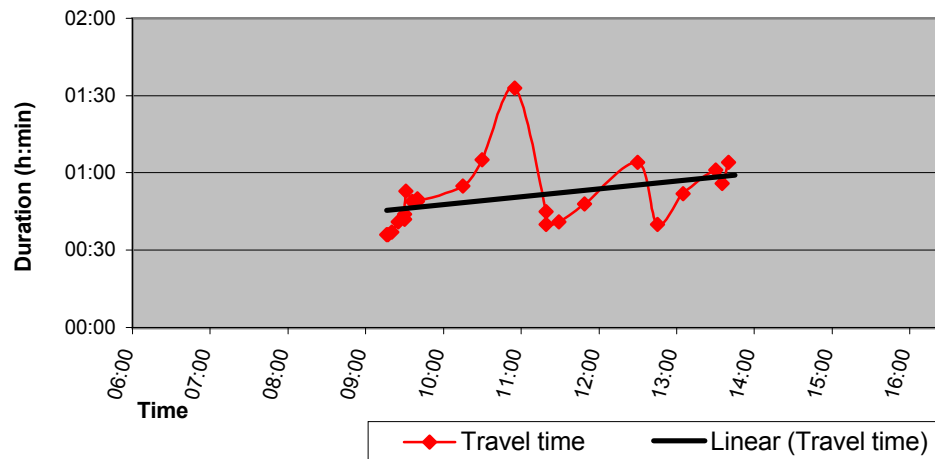
Note: Travel time is for one way trip

N3 Old Barn

On Site standing time for premix trucks



Travel Time to Site



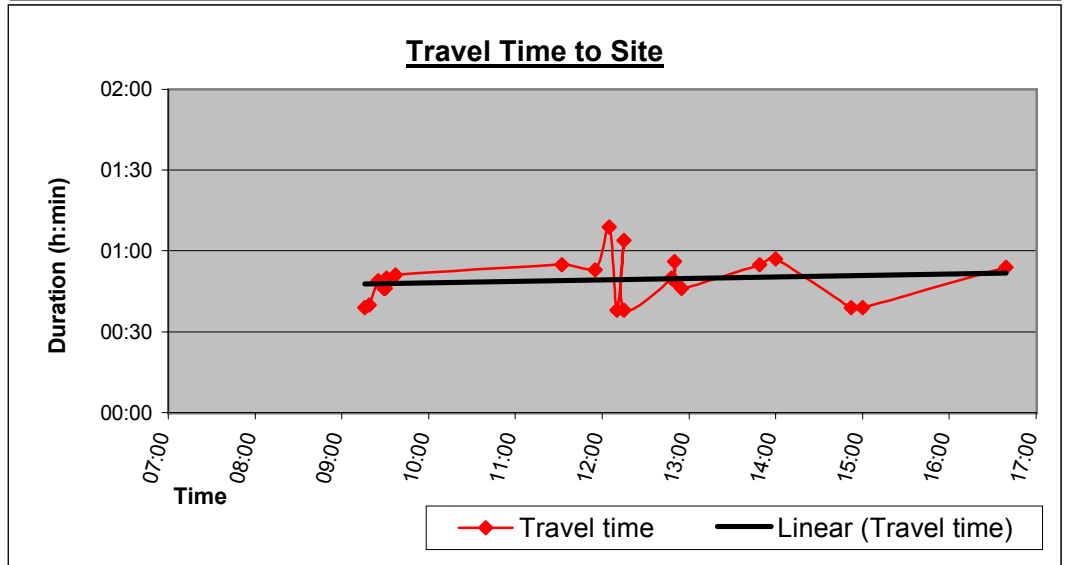
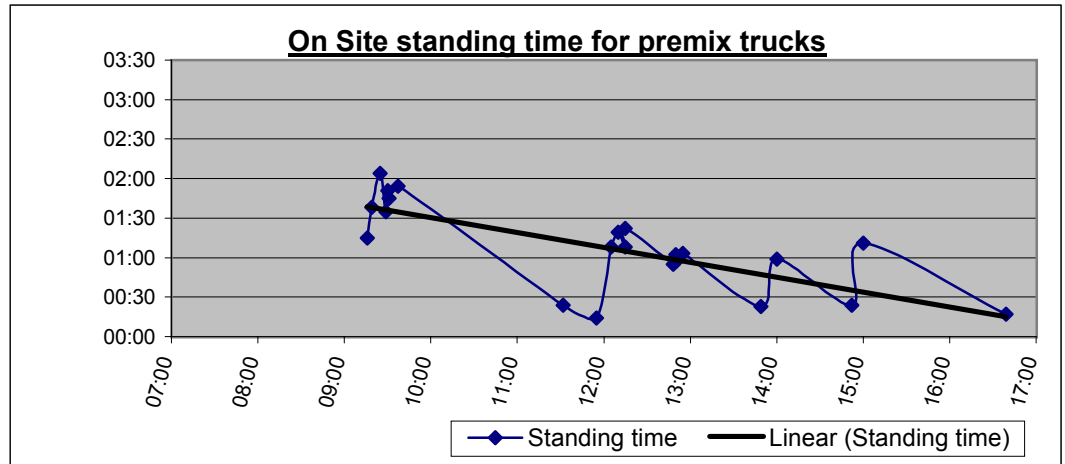
Production: 469.9 t BTB 0 t MED
 Mat returned: 3.8 t BTB 0.0 t MED
 Remark: Paving Northbound lane
 Production rate: 81.5 t/hr

BTB 4.1						
Date 24/04/2002						
No.	Ticket No.	Time despatched	Time on site h:min	Time off site h:min	Travel Time h:min	On Site Time h:min
1	831	08:37	09:16	10:31	00:39	01:15
2	832	08:39	09:19	10:57	00:40	01:38
3	830	08:36	09:25	11:29	00:49	02:04
4	834	08:43	09:29	11:04	00:46	01:35
5	835	08:44	09:30	11:21	00:46	01:51
6	833	08:41	09:31	11:16	00:50	01:45
7	836	08:46	09:37	11:31	00:51	01:54
8	845	10:37	11:32	11:56	00:55	00:24
9	850	11:02	11:55	12:09	00:53	00:14
10	849	10:56	12:05	13:13	01:09	01:08
11	855	11:32	12:10	13:29	00:38	01:19
12	852	11:11	12:15	13:23	01:04	01:08
13	856	11:37	12:15	13:37	00:38	01:22
14	860	11:58	12:48	13:43	00:50	00:55
15	858	11:54	12:50	13:47	00:56	00:57
16	861	12:01	12:50	13:52	00:49	01:02
17	862	12:09	12:55	13:58	00:46	01:03
18	868	12:54	13:49	14:12	00:55	00:23
19	871	13:03	14:00	14:59	00:57	00:59
20	882	14:13	14:52	15:16	00:39	00:24
21	886	14:21	15:00	16:11	00:39	01:11
22	890	15:45	16:39	16:56	00:54	00:17

Avg on site time: 01:07
 Avg travel time: 00:49
 Avg total trip time: 02:46

Note: Travel time is for one way trip

N3 Old Barn



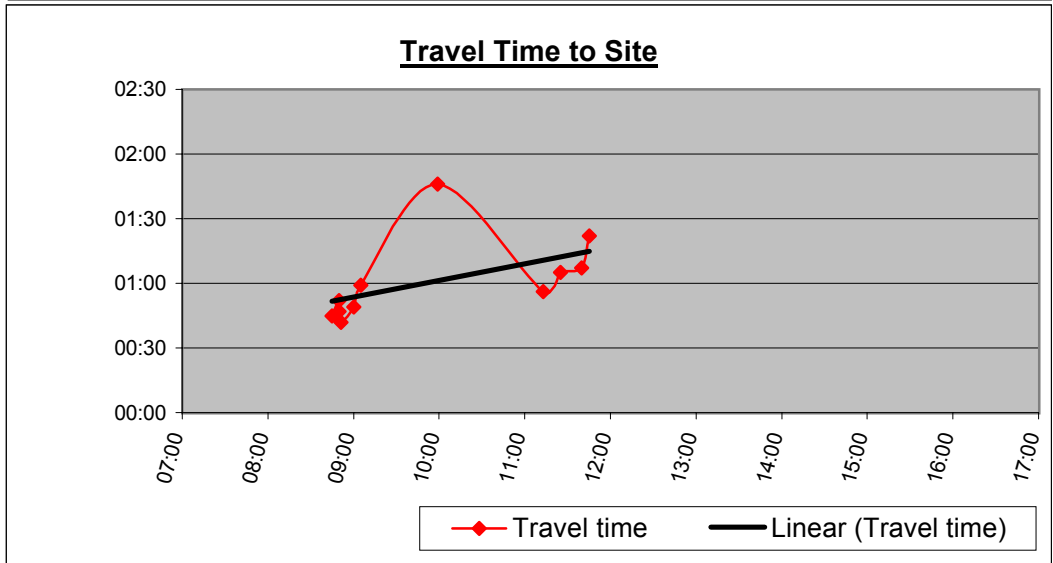
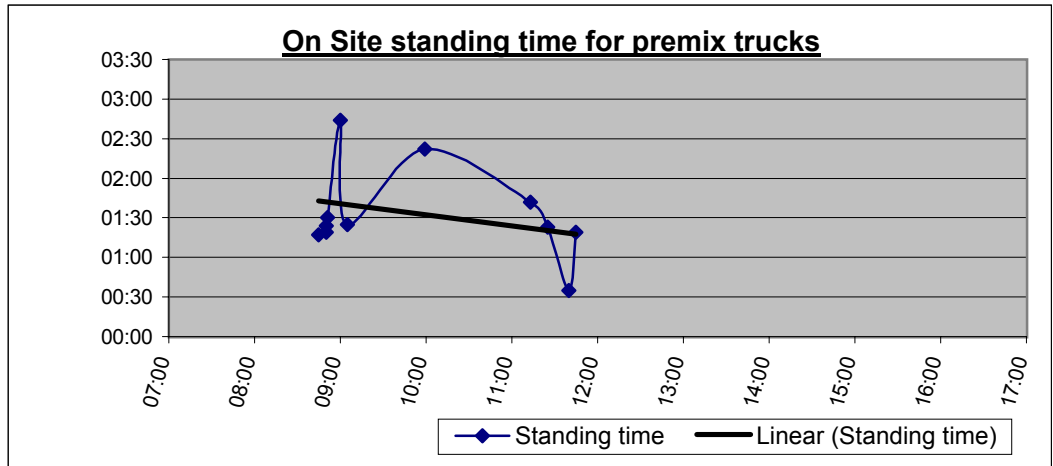
Production 451.8 t BTB 0 t MED
 Mat returned: 7.2 t BTB 0.0 t MED
 Remark: Last truck ordered only at 15h30, extra to finish section.
 Production rate: 58.9 t/hr

BTB 4.1

Date 25/04/2002

No.	Ticket No.	Time despatched	Time on site h:min	Time off site h:min	Travel Time h:min	On Site Time h:min
1	897	08:00	08:45	10:02	00:45	01:17
2	896	07:58	08:50	10:09	00:52	01:19
3	898	08:03	08:50	10:14	00:47	01:24
4	900	08:09	08:51	10:21	00:42	01:30
5	901	08:11	09:00	11:44	00:49	02:44
6	899	08:06	09:05	10:30	00:59	01:25
7	902	08:13	09:59	12:21	01:46	02:22
8	915	10:17	11:13	12:55	00:56	01:42
9	916	10:20	11:25	12:48	01:05	01:23
10	919	10:33	11:40	12:15	01:07	00:35
11	917	10:23	11:45	13:04	01:22	01:19

N3 Old Barn



Avg on site time: 01:32

Avg travel time: 01:00

Avg total trip time: 03:34

Note: Travel time is for one way trip

Production 216.5 t BTB 0 t MED

Mat returned: 10.5 t BTB 0.0 t MED

Remark:

Production rate: 50.2 t/hr

BTB 4.1

Date 30/04/2002

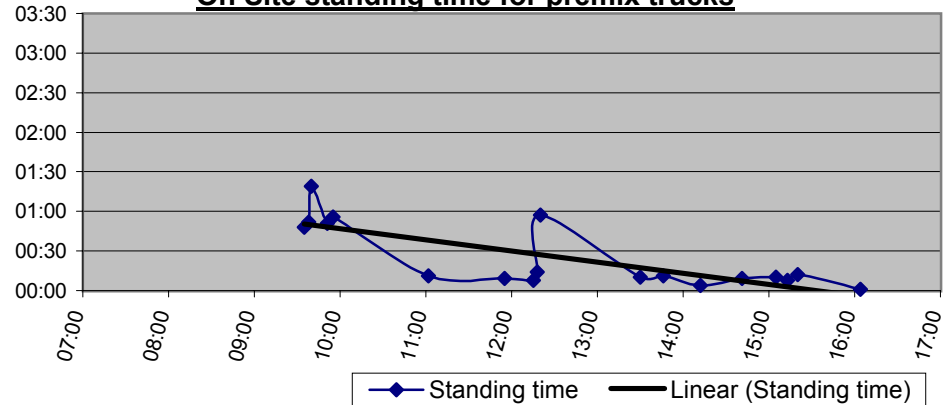
No.	Ticket No.	Time despatched	Time on site h:min	Time off site h:min	Travel Time h:min	On Site Time h:min
1	1038	08:44	09:35	10:23	00:51	00:48
2	1037	08:41	09:38	10:30	00:57	00:52
3	1042	08:56	09:40	10:59	00:44	01:19
4	1040	08:50	09:51	10:42	01:01	00:51
5	1041	08:54	09:55	10:51	01:01	00:56
6	1039	08:47	11:02	11:13	02:15	00:11
7	1055	10:57	11:55	12:04	00:58	00:09
8	1060	11:23	12:15	12:23	00:52	00:08
9	1061	11:27	12:18	12:32	00:51	00:14
10	1062	11:31	12:20	13:17	00:49	00:57
11	1080	12:44	13:30	13:40	00:46	00:10
12	1083	12:58	13:46	13:57	00:48	00:11
13	1084	13:12	14:12	14:16	01:00	00:04
14	1092	13:49	14:41	14:50	00:52	00:09
15	1094	14:12	15:05	15:15	00:53	00:10
16	1098	14:30	15:13	15:21	00:43	00:08
17	1097	14:26	15:20	15:32	00:54	00:12
18	1105	14:56	16:04	16:05	01:08	00:01

Avg on site time: 00:25
 Avg travel time: 00:57
 Avg total trip time: 02:20

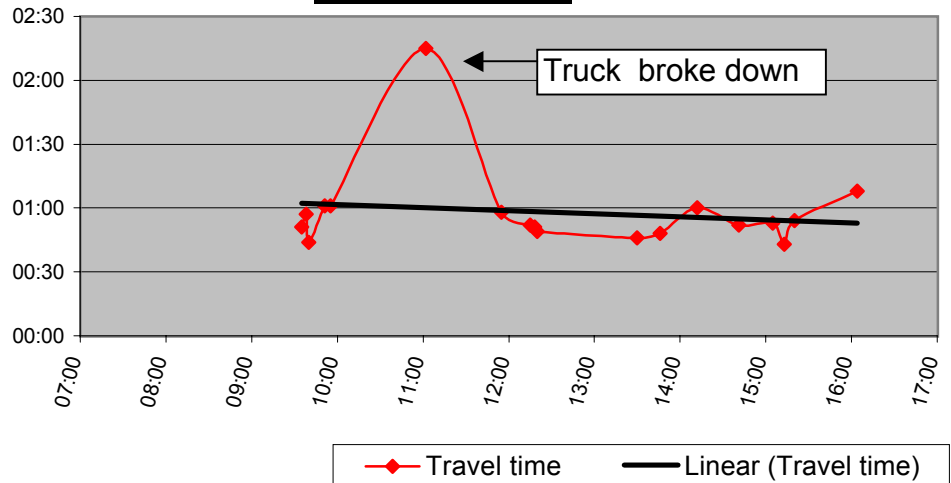
Note: Travel time is for one way trip

N3 Old Barn

On Site standing time for premix trucks



Travel Time to Site



Production: 365.0 t BTB 0 t MED
 Mat returned: 5.6 t BTB 0.0 t MED
 Remark: Note: 1039: Breakdown next to road.
 Production rate: 57.0 t/hr

BTB 4.1

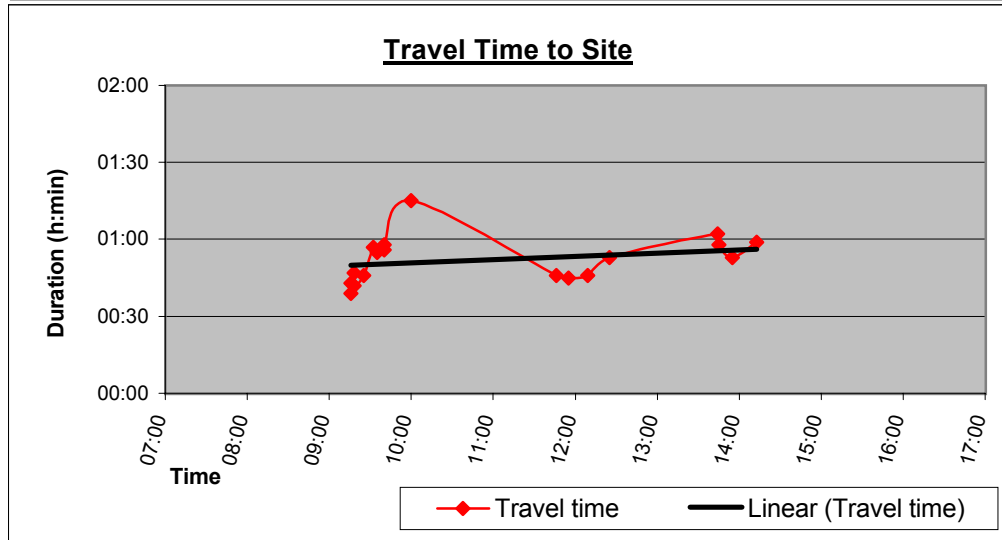
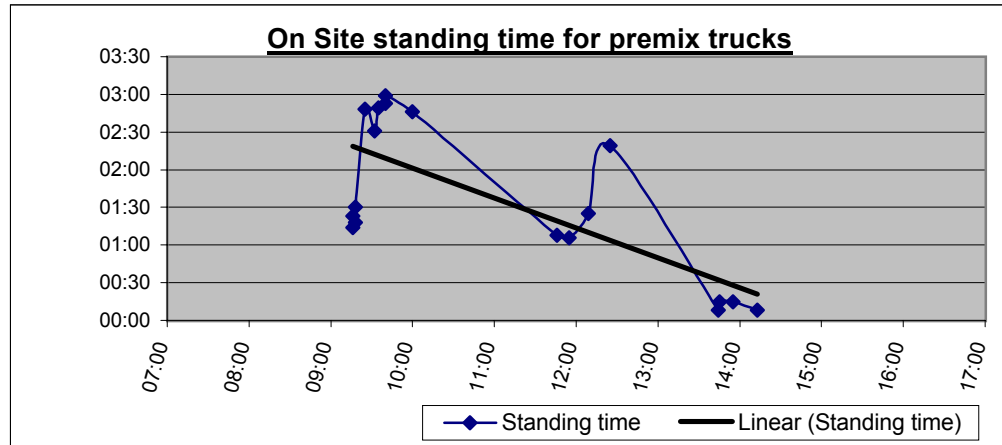
Date 1/5/2002

No.	Ticket No.	Time despatched	Time on site h:min	Time off site h:min	Travel Time h:min	On Site Time h:min
1	1117	08:33	09:16	10:30	00:43	01:14
2	1120	08:37	09:16	10:39	00:39	01:23
3	1116	08:31	09:18	10:36	00:47	01:18
4	1119	08:36	09:18	10:48	00:42	01:30
5	1121	08:39	09:25	12:13	00:46	02:48
6	1118	08:35	09:32	12:03	00:57	02:31
7	1122	08:40	09:35	12:24	00:55	02:49
8	1123	08:42	09:40	12:33	00:58	02:53
9	1124	08:44	09:40	12:39	00:56	02:59
10	1125	08:45	10:00	12:46	01:15	02:46
11	1147	11:00	11:46	12:54	00:46	01:08
12	1150	11:10	11:55	13:01	00:45	01:06
13	1151	11:23	12:09	13:34	00:46	01:25
14	1152	11:32	12:25	14:44	00:53	02:19
15	1165	12:42	13:44	13:52	01:02	00:08
16	1166	12:47	13:45	14:00	00:58	00:15
17	1167	13:02	13:55	14:10	00:53	00:15
18	1171	13:14	14:13	14:21	00:59	00:08

Avg on site time: 01:36
 Avg travel time: 00:52
 Avg total trip time: 03:20

Note: Travel time is for one way trip

N3 Old Barn



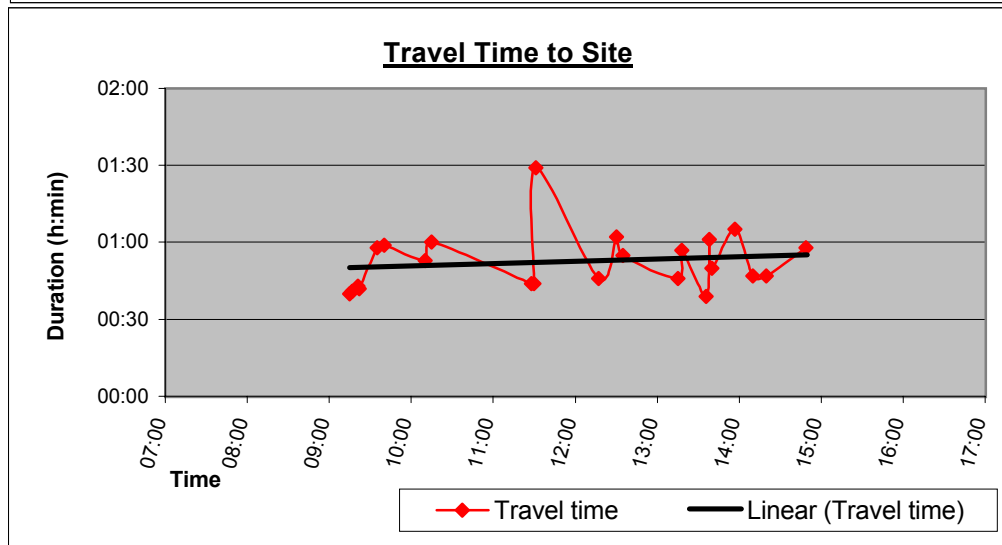
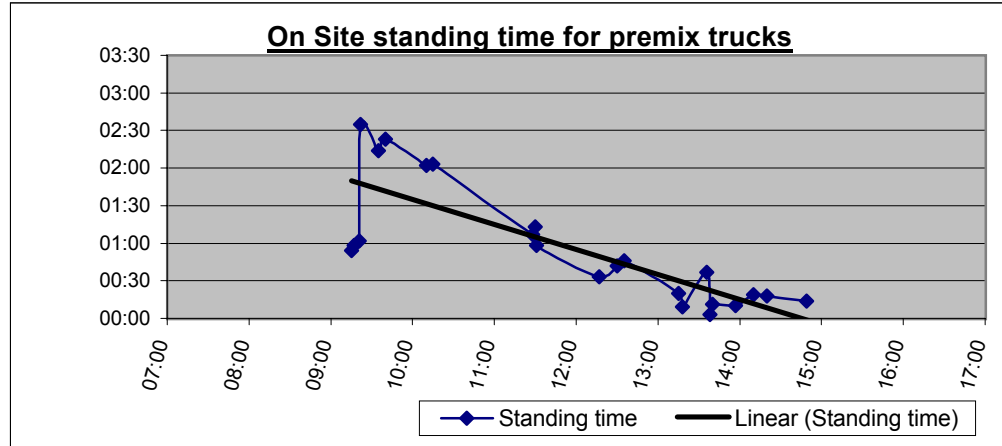
Production 340.5 t BTB 0 t MED
 Mat returned: 6.9 t BTB 0.0 t MED
 Remark:
 Production rate: 62.3 t/hr

BTB 4.1						
Date		2/5/2002				
No.	Ticket No.	Time despatched	Time on site h:min	Time off site h:min	Travel Time h:min	On Site Time h:min
1	1186	08:35	09:15	10:09	00:40	00:54
2	1187	08:36	09:17	10:15	00:41	00:58
3	1189	08:38	09:21	10:23	00:43	01:02
4	1190	08:40	09:22	11:57	00:42	02:35
5	1188	08:37	09:35	11:49	00:58	02:14
6	1191	08:41	09:40	12:03	00:59	02:23
7	1196	09:17	10:10	12:12	00:53	02:02
8	1195	09:15	10:15	12:18	01:00	02:03
9	1217	10:44	11:28	12:35	00:44	01:07
10	1218	10:46	11:30	12:43	00:44	01:13
11	1206	10:02	11:31	12:29	01:29	00:58
12	1225	11:31	12:17	12:50	00:46	00:33
13	1224	11:28	12:30	13:12	01:02	00:42
14	1228	11:40	12:35	13:21	00:55	00:46
15	1236	12:29	13:15	13:35	00:46	00:20
16	1233	12:21	13:18	13:27	00:57	00:09
17	1247	12:57	13:36	14:13	00:39	00:37
18	1239	12:37	13:38	13:41	01:01	00:03
19	1245	12:50	13:40	13:51	00:50	00:11
20	1246	12:52	13:57	14:07	01:05	00:10
21	1251	13:23	14:10	14:29	00:47	00:19
22	1253	13:33	14:20	14:38	00:47	00:18
23	1257	13:51	14:49	15:03	00:58	00:14
24	1258	14:00	14:50	14:51	00:50	00:01

Avg on site time: 00:54
 Avg travel time: 00:52
 Avg total trip time: 02:39

Note: Travel time is for one way trip

N3 Old Barn



Production: 500.9 t BTB 0 t MED
 Mat returned: 0.0 t BTB 0.0 t MED
 Remark:
 Production rate: 86.4 t/hr

BTB 4.1

Date 3/5/2002

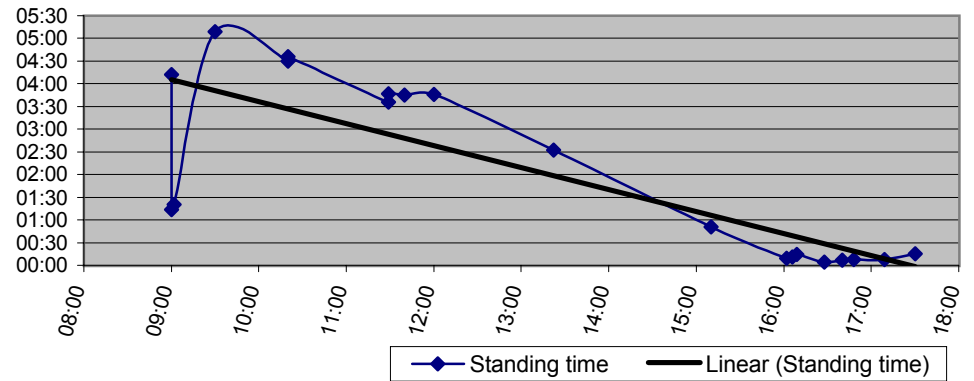
No.	Ticket No.	Time despatched	Time on site h:min	Time off site h:min	Travel Time h:min	On Site Time h:min
1	1272	08:20	09:00	13:12	00:40	04:12
2	1274	08:24	09:00	10:14	00:36	01:14
3	1275	08:26	09:02	10:22	00:36	01:20
4	1271	08:18	09:30	14:39	01:12	05:09
5	1283	09:38	10:20	14:50	00:42	04:30
6	1284	09:40	10:20	14:56	00:40	04:36
7	1298	10:32	11:29	15:05	00:57	03:36
8	1301	10:49	11:29	15:16	00:40	03:47
9	1300	10:45	11:40	15:25	00:55	03:45
10	1305	11:02	12:00	15:46	00:58	03:46
11	1323	12:36	13:22	15:54	00:46	02:32
12	1340	14:29	15:10	16:01	00:41	00:51
13	1345	15:08	16:02	16:11	00:54	00:09
14	1347	15:26	16:06	16:17	00:40	00:11
15	1348	15:29	16:09	16:23	00:40	00:14
16	1349	15:37	16:28	16:32	00:51	00:04
17	1350	16:02	16:40	16:47	00:38	00:07
18	1351	16:04	16:48	16:56	00:44	00:08
19	1352	16:23	17:09	17:17	00:46	00:08
20	1353	16:55	17:30	17:45	00:35	00:15

Avg on site time: 02:01
 Avg travel time: 00:45
 Avg total trip time: 03:32

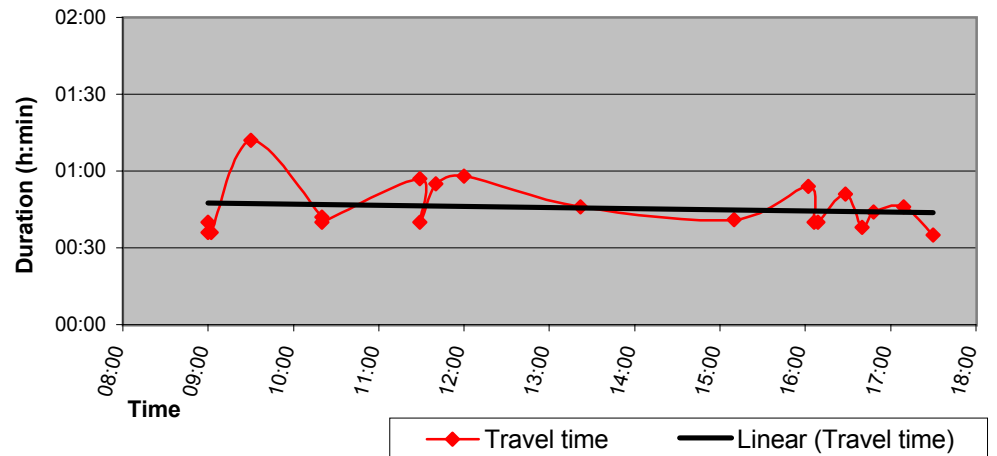
Note: Travel time is for one way trip

N3 Old Barn

On Site standing time for premix trucks



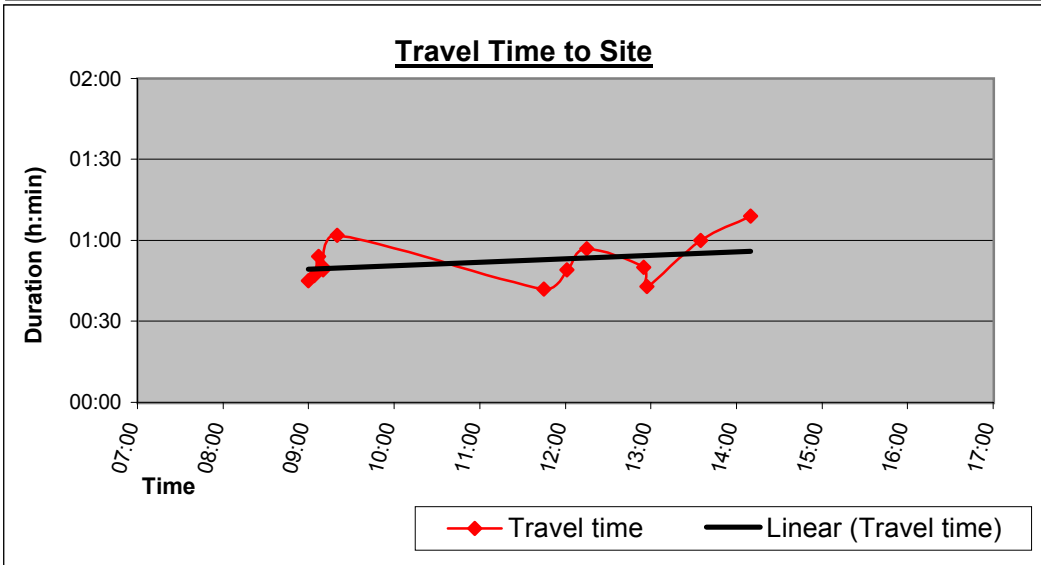
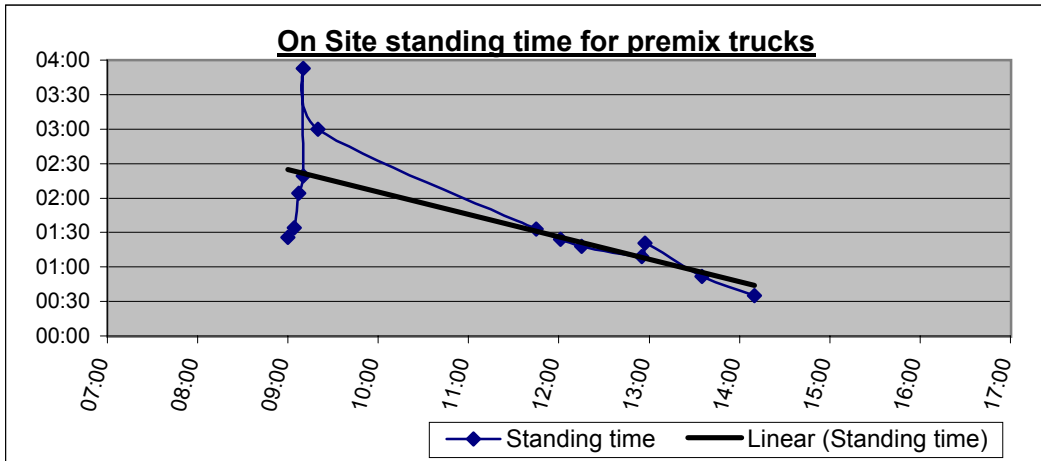
Travel Time to Site



Production 375.5 t BTB 0 t MED
 Mat returned: 1.9 t BTB 0.0 t MED
 Remark: Start Northbound lane: consultants change to mill shoulder then pave South bound lane.
 Production rate: 42.9 t/hr

Med 5.0						
Date		4/5/2002				
No.	Ticket No.	Time despatched	Time on site h:min	Time off site h:min	Travel Time h:min	On Site Time h:min
1	1362	08:15	09:00	10:26	00:45	01:26
2	1363	08:17	09:04	10:38	00:47	01:34
3	1361	08:13	09:07	11:11	00:54	02:04
4	1365	08:20	09:10	11:29	00:50	02:19
5	1366	08:21	09:10	13:03	00:49	03:53
6	1364	08:18	09:20	12:20	01:02	03:00
7	1397	11:03	11:45	13:18	00:42	01:33
8	1399	11:12	12:01	13:25	00:49	01:24
9	1401	11:18	12:15	13:33	00:57	01:18
10	1409	12:05	12:55	14:04	00:50	01:09
11	1411	12:14	12:57	14:18	00:43	01:21
12	1417	12:35	13:35	14:27	01:00	00:52
13	1419	13:01	14:10	14:45	01:09	00:35

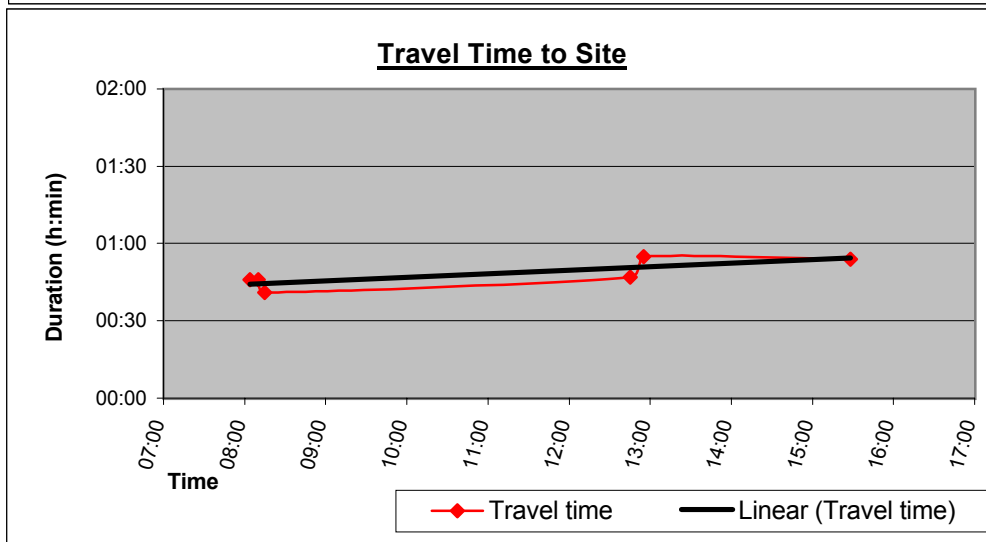
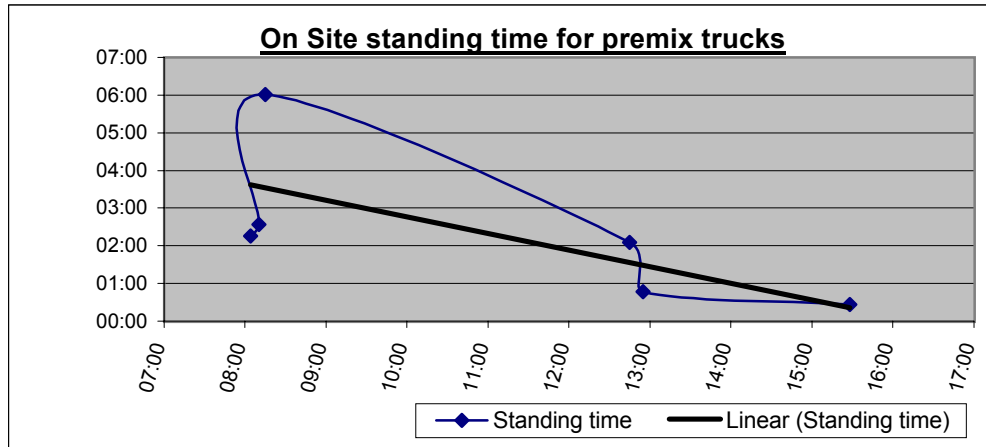
N3 Old Barn



Avg on site time: 01:43
 Avg travel time: 00:52
 Avg total trip time: 03:27
 Note: Travel time is for one way trip

Production: 0.0 t BTB 260.62 t MED
 Mat returned: 0.0 t BTB 0.0 t MED
 Remark: Working on intersections: Slow work.
 Production rate: 45.3 t/hr

Med 5.0						
Date		6/5/2002				
No.	Ticket No.	Time despatched	Time on site	Time off site	Travel Time	On Site Time
			h:min	h:min	h:min	h:min
1	1441	07:18	08:04	10:20	00:46	02:16
2	1442	07:24	08:10	10:44	00:46	02:34
3	1444	07:34	08:15	14:16	00:41	06:01
4	1473	11:58	12:45	14:50	00:47	02:05
5	1474	12:00	12:55	13:42	00:55	00:47
6	1497	14:34	15:28	15:55	00:54	00:27



Avg on site time: 02:21
 Avg travel time: 00:48
 Avg total trip time: 03:58
 Note: Travel time is for one way trip

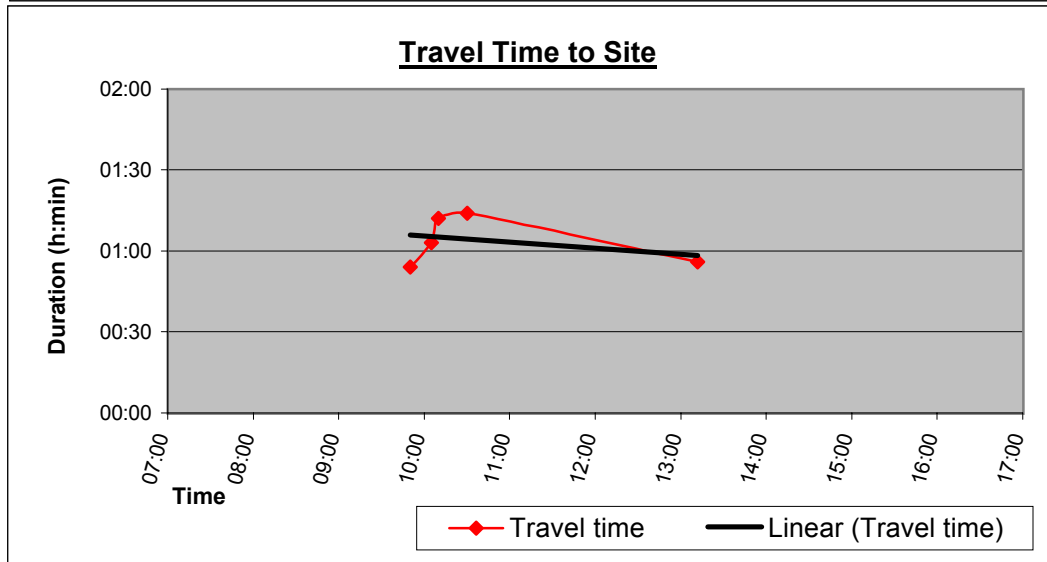
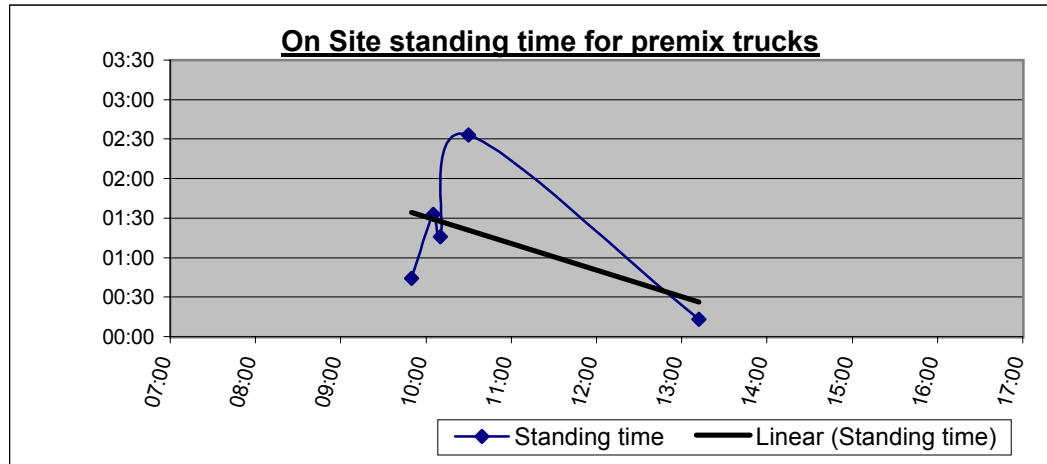
Production: 0.0 t BTB 91.14 t MED
 Mat returned: 0.0 t BTB 1.6 t MED
 Remark: Working on bridge / inter-change: slow work in pieces.
 Production rate: 11.6 t/hr

Med 5.0

Date 7/5/2002

No.	Ticket No.	Time despatched	Time on site h:min	Time off site h:min	Travel Time h:min	On Site Time h:min
1	1514	08:56	09:50	10:34	00:54	00:44
2	1516	09:02	10:05	11:38	01:03	01:33
3	1515	08:58	10:10	11:26	01:12	01:16
4	1517	09:16	10:30	13:03	01:14	02:33
5	1538	12:16	13:12	13:25	00:56	00:13

N3 Old Barn



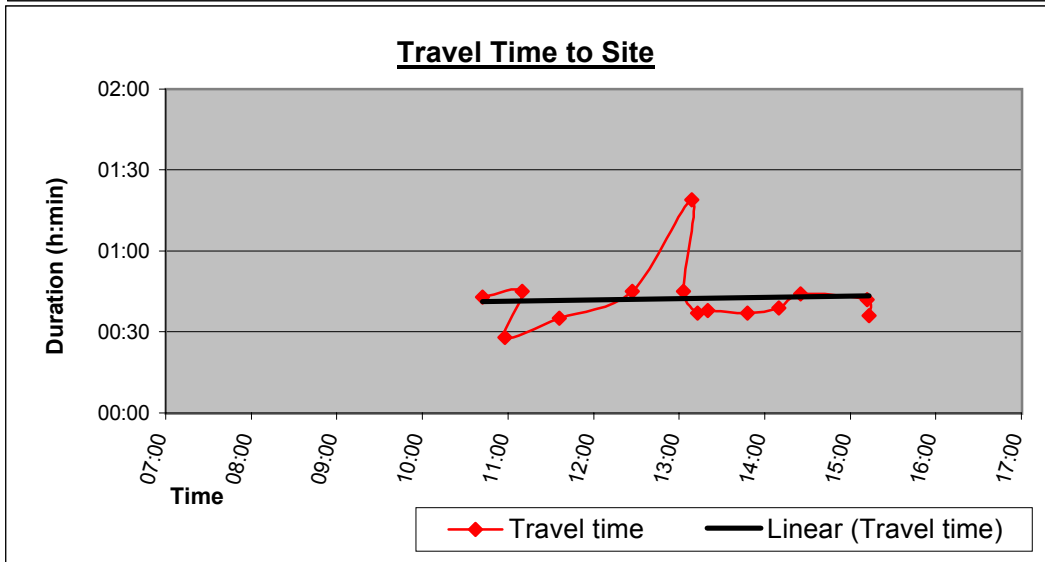
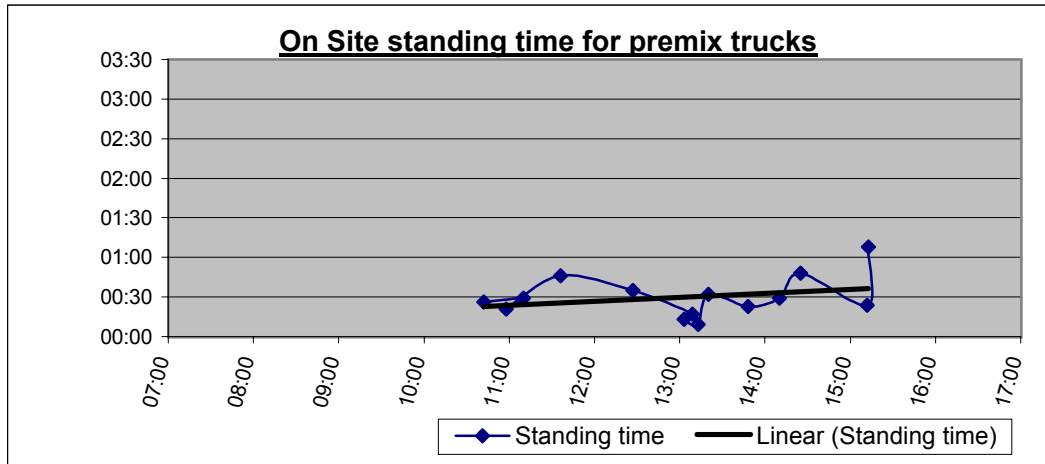
Avg on site time: 01:15
 Avg travel time: 01:03
 Avg total trip time: 03:23

Production: 0.0 t BTB 84.76 t MED
 Mat returned: 0.0 t BTB 2.3 t MED
 Remark: Milling and then paving on inter-section: slow work
 Production rate: 23.7 t/hr

Note: Travel time is for one way trip

Med 5.0						
Date		8/5/2002				
No.	Ticket No.	Time despatched	Time on site	Time off site	Travel Time	On Site Time
			h:min	h:min	h:min	h:min
1	1588	09:59	10:42	11:08	00:43	00:26
2	1591	10:25	11:10	11:39	00:45	00:29
3	1592	10:30	10:58	11:19	00:28	00:21
4	1599	11:01	11:36	12:22	00:35	00:46
5	1606	11:42	12:27	13:02	00:45	00:35
6	1608	11:50	13:09	13:26	01:19	00:17
7	1618	12:18	13:03	13:16	00:45	00:13
8	1619	12:36	13:13	13:22	00:37	00:09
9	1620	12:42	13:20	13:52	00:38	00:32
10	1627	13:11	13:48	14:11	00:37	00:23
11	1630	13:31	14:10	14:39	00:39	00:29
12	1631	13:41	14:25	15:13	00:44	00:48
13	1645	14:30	15:12	15:36	00:42	00:24
14	1646	14:37	15:13	16:21	00:36	01:08
Avg on site time:						00:30
Avg travel time:					00:42	
Avg total trip time						01:54
Note: Travel time is for one way trip						

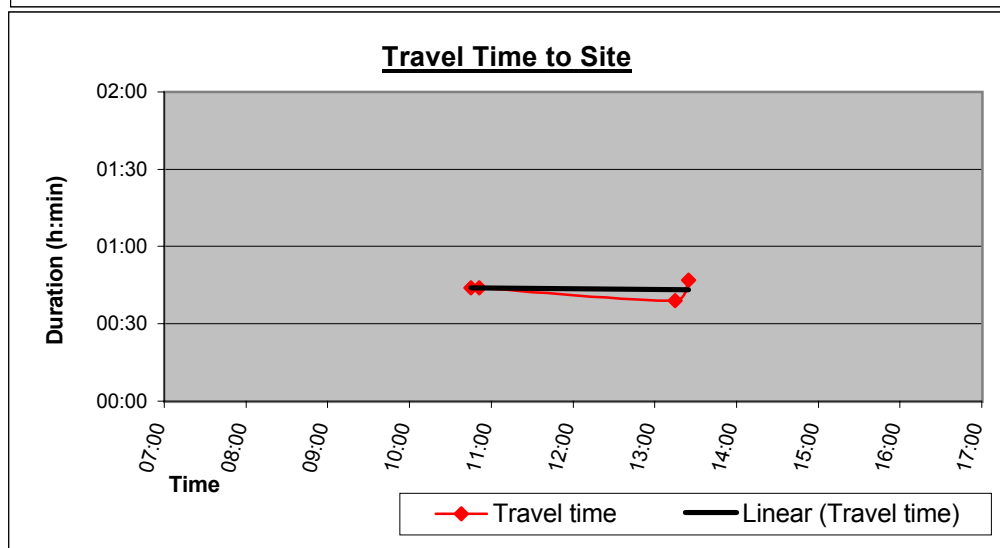
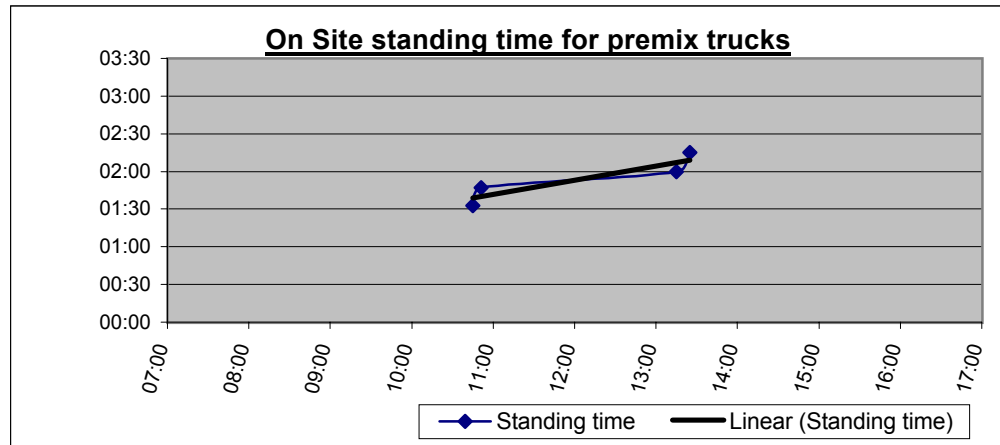
N3 Old Barn



Production 0.0 t BTB 242.0 t MED
 Mat returned: 0.0 t BTB 13.6 t MED
 Remark: Milling and then paving on N3 at Vosloorus bridge
 Production rate: 42.8 t/hr

Med 5.0						
Date 10/5/2002						
No.	Ticket No.	Time despatched	Time on site h:min	Time off site h:min	Travel Time h:min	On Site Time h:min
1	1777	10:01	10:45	12:18	00:44	01:33
2	1779	10:07	10:51	12:38	00:44	01:47
3	1806	12:36	13:15	15:15	00:39	02:00
4	1807	12:38	13:25	15:40	00:47	02:15

N3 Old Barn



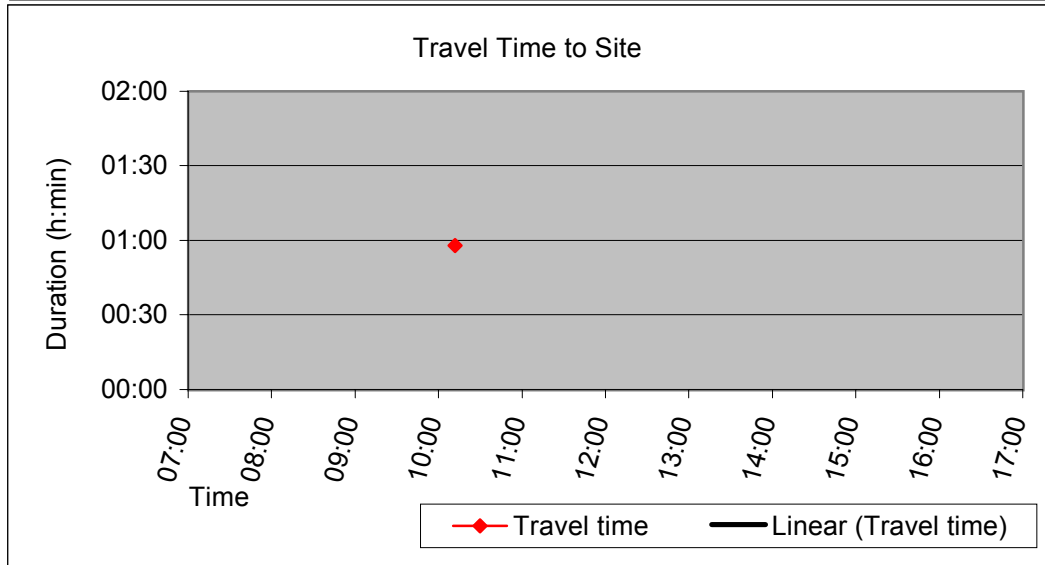
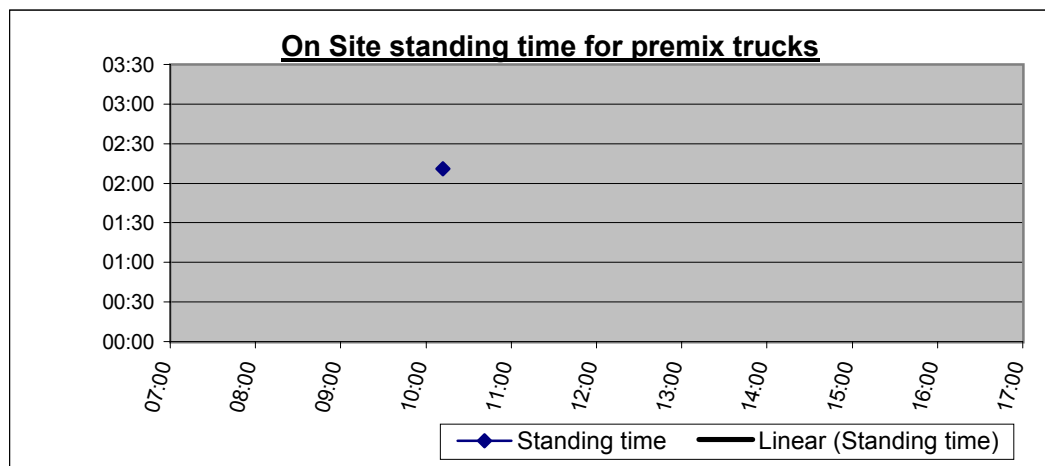
Avg on site time: 01:53
 Avg travel time: 00:43
 Avg total trip time: 03:20

Note: Travel time is for one way trip

Production: 0.0 t BTB 95.4 t MED
 Mat returned: 0.0 t BTB 11.6 t MED
 Remark: Working on intersection on bridge: slow work.
 Production rate: 19.4 t/hr

Med 5.0						
Date 13/5/2002						
No.	Ticket No.	Time despatched	Time on site h:min	Time off site h:min	Travel Time h:min	On Site Time h:min
1	1891	09:14	10:12	12:23	00:58	02:11

N3 Old Barn

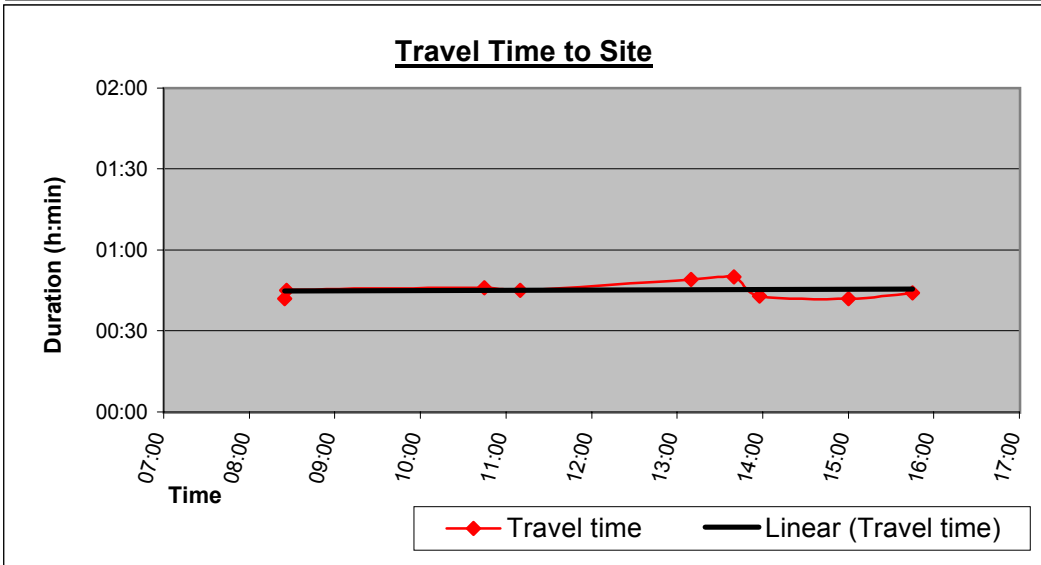
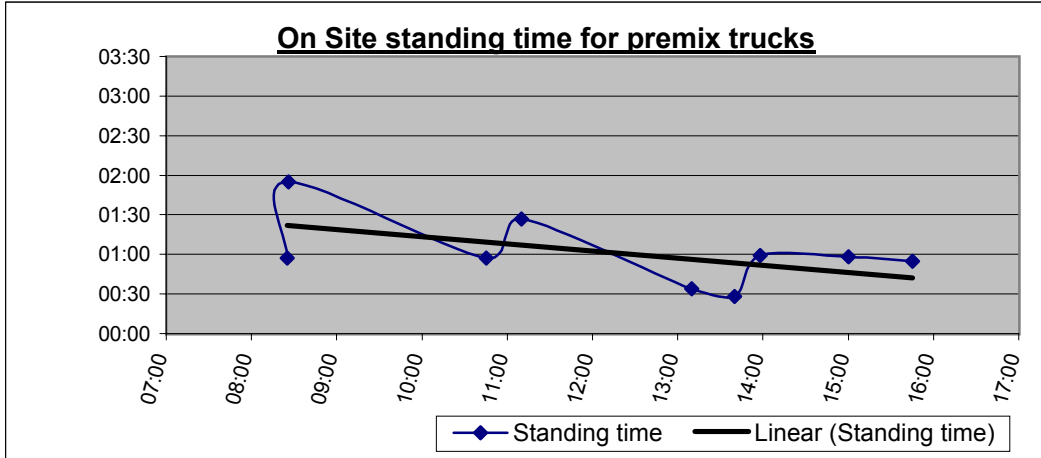


Avg on site time: 02:11
 Avg travel time: 00:58
 Avg total trip time: 04:07
 Note: Travel time is for one way trip

Production: 0.0 t BTB 4.0 t MED
 Mat returned: 0.0 t BTB t MED
 Remark: Paver breakdown: 3 trucks returned.
 Production rate: 1.8 t/hr

Med 5.0						
Date 14/5/2002						
No.	Ticket No.	Time despatched	Time on site h:min	Time off site h:min	Travel Time h:min	On Site Time h:min
1	1975	07:43	08:25	09:22	00:42	00:57
2	1974	07:41	08:26	10:21	00:45	01:55
3	2002	09:59	10:45	11:42	00:46	00:57
4	2007	10:25	11:10	12:37	00:45	01:27
5	2027	12:21	13:10	13:44	00:49	00:34
6	2034	12:50	13:40	14:08	00:50	00:28
7	2038	13:15	13:58	14:57	00:43	00:59
8	2049	14:18	15:00	15:58	00:42	00:58
9	2057	15:01	15:45	16:40	00:44	00:55

N3 Old Barn



Avg on site time: 01:01
 Avg travel time: 00:45
 Avg total trip time: 02:31
 Note: Travel time is for one way trip

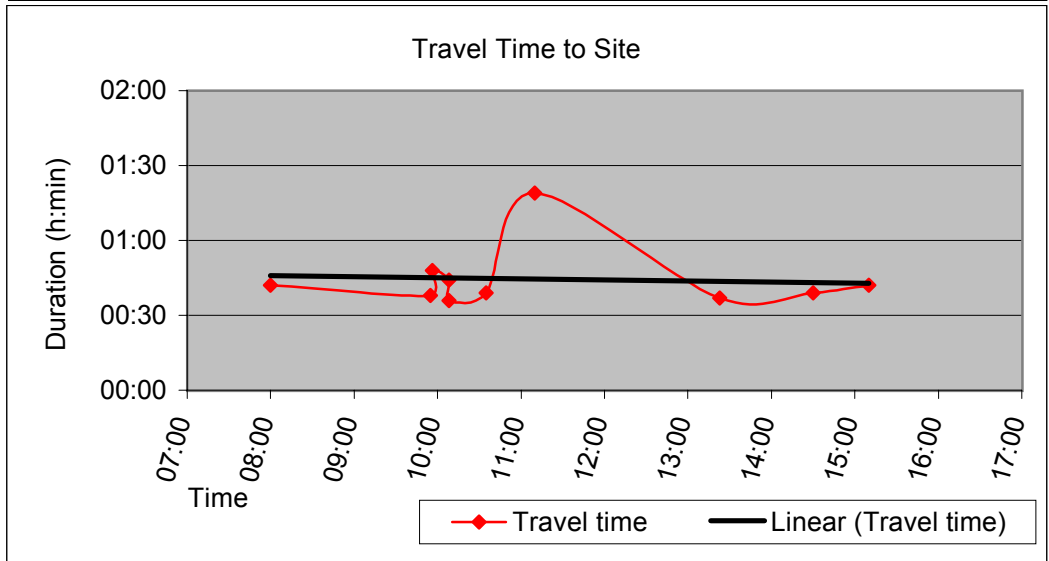
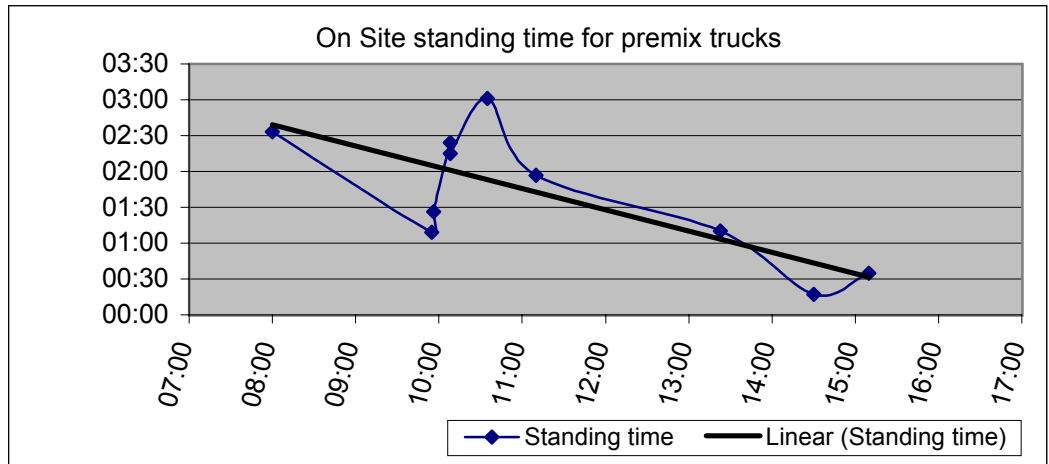
Production: 0.0 t BTB 171.7 t MED
 Mat returned: 0.0 t BTB 0.0 t MED
 Remark: Working on intersection on bridge: slow work.
 Production rate: 20.8 t/hr

Med 5.0

Date 15/5/2002

No.	Ticket No.	Time despatched	Time on site h:min	Time off site h:min	Travel Time h:min	On Site Time h:min
1	2063	07:18	08:00	10:33	00:42	02:33
2	2081	09:17	09:55	11:04	00:38	01:09
3	2079	09:08	09:56	11:22	00:48	01:26
4	2082	09:24	10:08	12:32	00:44	02:24
5	2083	09:32	10:08	12:23	00:36	02:15
6	2092	09:56	10:35	13:36	00:39	03:01
7	2090	09:51	11:10	13:07	01:19	01:57
8	2131	12:46	13:23	14:33	00:37	01:10
9	2143	13:51	14:30	14:47	00:39	00:17
10	2154	14:28	15:10	15:45	00:42	00:35

N3 Old Barn



Avg on site time: 01:40

Avg travel time: 00:44

Avg total trip time: 03:09

Production: 0.0 t BTB, 171.7 t MED
 Mat returned: 0.0 t BTB, 0.0 t MED
 Remark: Working on intersection on bridge: slow work.
 Production rate: 22.2 t/hr

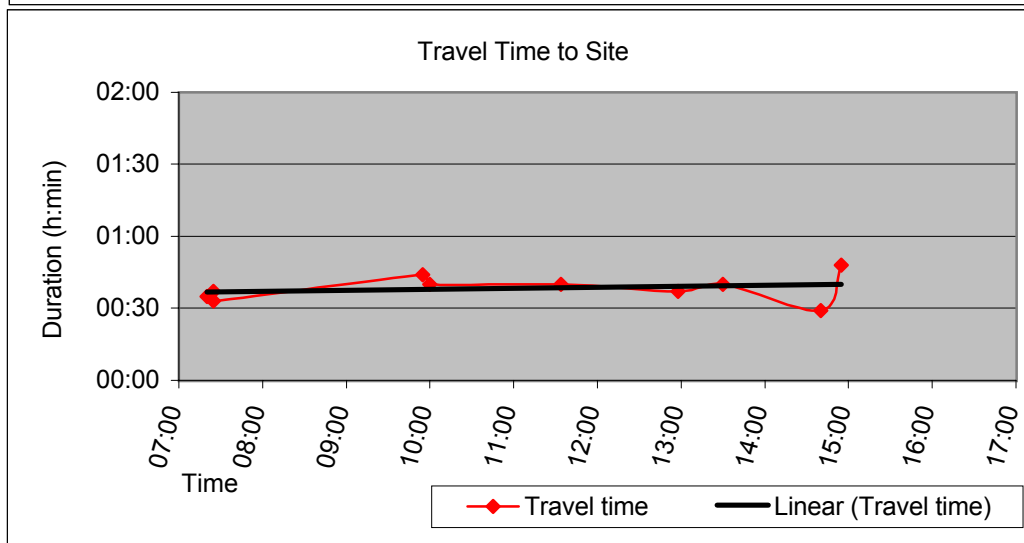
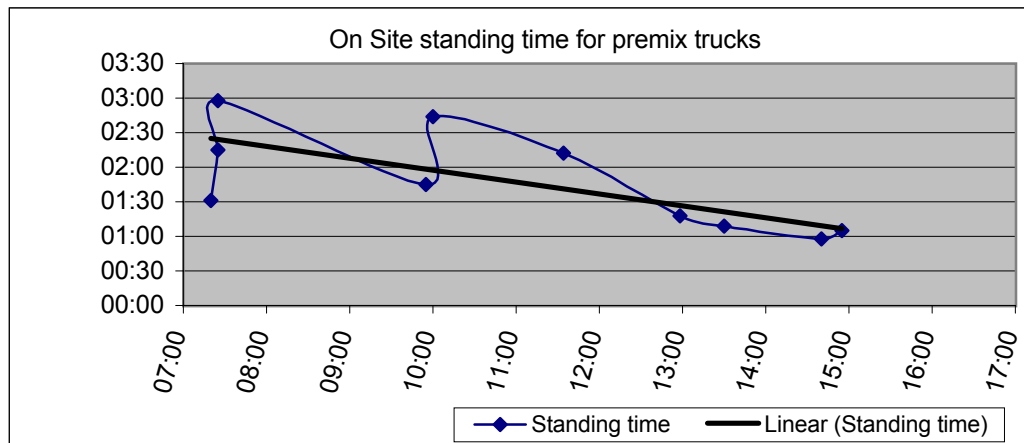
Note: Travel time is for one way trip

Med 5.0

Date 16/5/2002

No.	Ticket No.	Time despatched	Time on site h:min	Time off site h:min	Travel Time h:min	On Site Time h:min
1	2171	06:45	07:20	08:51	00:35	01:31
2	2172	06:48	07:25	09:40	00:37	02:15
3	2174	06:52	07:25	10:23	00:33	02:58
4	2197	09:11	09:55	11:40	00:44	01:45
5	2198	09:20	10:00	12:44	00:40	02:44
6	2213	10:54	11:34	13:46	00:40	02:12
7	2233	12:21	12:58	14:16	00:37	01:18
8	2238	12:50	13:30	14:39	00:40	01:09
9	2256	14:11	14:40	15:38	00:29	00:58
10	2255	14:07	14:55	16:00	00:48	01:05

N3 Old Barn



Avg on site time: 01:47
 Avg travel time: 00:38
 Avg total trip time: 03:04

Production: 0.0 t BTB, 203.3 t MED
 Mat returned: 0.0 t BTB, 0.0 t MED
 Remark: Working on intersection on bridge: slow work.
 Production rate: 23.5 t/hr

Note: Travel time is for one way trip