

## References

AFNOR, Antiseptiques et disinfectant utilises a l'etat liquide miscible a l'eau. Determination de l'activite virucide vis-à-vis des virus de vertebras, 1989. Norme Francaise, NFT: 72-180.

Ahmad, A., Davies, J., Randall, S., Skinner, G.R.B., 1996. Antiviral properties of extract of *Opuntia streptacantha*. *Antiviral Research* 30: 75-85.

Ailani, R.K., Agastya, G., Ailani, R.K., Mukunda, B.N., Shekar, R., 1999. Doxycycline is a cost-effective therapy for hospitalized patients with community acquired pneumonia. *Archives of Internal Medicine* 159: 266-70.

Akpata, E.S., Akinrimisi, E.O., 1977. Antibacterial activity of extracts from some African chewing sticks. *Oral Surgery, Oral Medicine and Oral Pathology* 44: 717- 722.

Aldrich Library of <sup>13</sup>C and <sup>1</sup>H FT NMR Spectra, 1992. 3: 568A.

Alfieri, N., Ramotar, K., Armstrong, P., Spornitz, M.E., Ross, G., Winnick, J., Cook, D.R., 1999. Two consecutive outbreaks of *Stenotrophomonas maltophilia* (*Xanthomonas maltophilia*) in an intensive care unit defined by restriction fragment-length polymorphism typing. *Infection Control and Hospital Epidemiology* 20: 553-56.

Ames, B.N., Shigenaga, M.K., Hagen, T.M., 1993. Oxidants and antioxidants and degenerative diseases of aging. *Proceedings of the National Academy of Sciences*. 90: 7915-7922.

Angeh, J., 2005. Isolation and characterization of antibacterial compounds present in members of *Combretum* section *Hypocrateroptis*. PhD thesis, University of Pretoria.

Anonymous, 2005a. [www.pubs.acs.org](http://www.pubs.acs.org) accessed 08/08/2006.

Anonymous, 2005b. [www.pdrhealth.com](http://www.pdrhealth.com) accessed 08/08/2006.

Asres, K., Bucar, F., Kartnig, T., Witvrouw, M., Pannecouque, C., De Clercq, E., 2001. Antiviral activity against HIV-1 and HIV-2 of ethnobotanically selected Ethiopian medicinal plants. *Phytotherapy Research* 15: 62-69.

Austin, D.J., Bontem, M.J.M., Weinstein, R.A., Slaughter, S., Anderson, R.M., 1999. Vancomycin-resistant enterococci in intensive-care hospital settings: Transmission dynamics, persistence, and the impact of infection control programmes. *Proceedings of the National Academy of Sciences of the United States of America* 96: 6908-6913.

Baba-Moussa, F., Akpagana, K., Bouchet, P., 1999. Antifungal activities of seven West African Combretaceae used in traditional medicine. *Journal of Ethnopharmacology* 66: 335-338.

Badri, S.M., Sabgal, N.B., Tenorio, A.R., 1998. Effectiveness of gloves in preventing the transmission of vancomycin-resistant *Enterococcus* (VRE) during patient care activities. 36<sup>th</sup> Annual Meeting of the Infectious Diseases Society of America; Denver, CO, USA, A599.

Barrett-Bee, K., Ryder, N., 1992. Biochemical aspects of ergosterol biosynthesis inhibition. In: J. Sutcliffe and N. Georgopapadaku (Eds), *Emerging targets in antibacterial and antifungal chemotherapy*. Chapman and Hall, New York, pp 411-435.

Barnard, D.L., Huffman, J.H., Meyerson, L.R., and Sidwell, R.W., 1993. Mode of inhibition of respiratory syncytial virus by a plant flavonoid. *Chemotherapy* 39: 212-217.

Barza, M., 2002. Potential mechanisms of increased disease in humans from antimicrobial resistance in food animals. *Clinical Infectious Diseases* 34: S123-25.

Bassetti, D., Luzzati, R., Di Perri, G., Serge G., Turano, A., 1989. Recovery of immunological cutaneous responsiveness in the acquired immune deficiency syndrome following treatment with papaverine. *The Journal of Infection* 18: 299-301.

Begue, W.J., Kline, R.M., 1972. The use of tetrazolium salts in bioautographic procedures. *Journal of Chromatography* 64: 182-184

Belachew, D., 1993. Ethiopian traditional herbal drugs. Part II: Antimicrobial activity of 63 medicinal plants. *Journal of Ethnopharmacology* 39: 129-139.

Berkada, B., 1978. Preliminary report on warfarin for the treatment of herpes simplex. *Journal of the Irish Colleges of Physicians and Surgeons* 22 (suppl.): 56.

Bontem, M.J.M., Slaughter, S., Ambergen, A.W., 1998. The role of 'colonization pressure' in the spread of vancomycin-resistant enterococci: an important infection control variable. *Archives of Internal Medicine* 158:1127-32.

Bose, P.K., 1958. Some biochemical properties of natural coumarins. *Journal of the Indian Chemical Society* 58: 367-375.

Brand-Williams, W., Cuvelier, M.E. and Berset, C., 1995. Use of a free radical method to evaluate antioxidant activity, *Lebensmittel-Wissenschaft und-Technologie/Food Science and Technology* 28: 25-30.

Brownlee, H.E., McEuen, A.R., Hedger, J., Scott, I.M., 1990. Antifungal effects of cocoa tannin on the witches' broom pathogen *Crinipellis pernicioso*. *Physiological and Molecular Plant Pathology* 36: 39- 48.

Butler, L.G., 1988. Effects of condensed tannin on animal nutrition. In: R.W. Hemingway and J.J Karchesy (Eds.), *Chemistry and significance of condensed tannins*. Plenum Press, New York. p. 553.

Carr, J.D., 1988. *Combretaceae in Southern Africa*. Tree Society of Africa, Johannesburg.

Casley-Smith, J.R., 1997. Coumarin in the treatment of lymphoedema and other high-protein oedemas, In: R. O'Kennedy and R.D Thorne (Eds.), *Coumarins: biology, applications and mode of action*. John Wiley and Sons Inc., New York. p. 348.

Chabot, S., Bel-Rhaid, R., Chenevert, R., Piche, Y., 1992. Hyphal growth promotion *in vitro* of the VA mycorrhizal fungus, *Gigasporia margarita* Becker and Hall, by the activity of structurally specific flavonoid compounds under CO<sub>2</sub> – enriched conditions. *The New Phytologist* 122: 461- 467.

Chambers, H.F., 1997. Methicillin resistance in *Staphylococci*. Molecular and Clinical implications. *Clinical Microbiology Reviews* 10: 781-791.

Cimanga, R.K., Kambu, K., Tona, L., Hermans, N., Apers, S., Totté, J., Pieters, L., Vlietinck, A.J., 2006. Cytotoxicity and *in vitro* susceptibility of *Entamoeba histolytica* to *Morinda morindoides* leaf extracts and its isolated constituents. *Journal of Ethnopharmacology* 107: 83-90.

Cowan, M.M., 1999. Plant products as antimicrobial agents. *Clinical Microbiology Reviews* 12: 564-582.

Critchfield, J.W., Butera, S.T., Folks, T.M., 1996. Inhibition of HIV activation in latently infected cells by flavonoid compounds. *AIDS Research and Human Retroviruses* 12: 39.

Cunha, B.A., 1997. New uses for older antibiotics. The rediscovery of four beneficial and cost-effective antimicrobials. *Postgraduate Medicine* 101: 68-80.

Cunha, B.A., 2003. Principles of antibiotic formulary selection for P&T committees. *Pharmacology and Therapeutics* 28: 396-99.

Cunningham, A. B. 1990. *Mitt Inst. Allg. Bot. Hamburg* 23b, 979-990.

Danser B. H., 1993. *Bulletin Jardin Botanique Buitenzorg* 3(13): 487.

Davies, J., 2003 at [www.wholisticsresearch.com/info/artshow.php3?artid=400](http://www.wholisticsresearch.com/info/artshow.php3?artid=400) accessed 08/08/06.

Dessen, A., Di Guilmi, A.M., Vernet, T., Dideberg, O., 2001. Molecular mechanisms of antibiotic resistance in Gram-positive pathogens. *Current Drug Targets. Infectious Disorders* 1: 63-77.

Diamond, L.S., Mattern C F., 1976. Protozoal viruses. *Advances in Virus Research* 20: 87-112.

Dictionary of Natural Products on CD-ROM, version 15:1. 2006. Chapman and Hall/CRC.

Dixon, R.A., Dey, P.M., Lamb, C.J., 1983. Phytoalexins, enzymology and molecular biology. *Advances in Enzymology* 55: 1- 69.

Dubovi, E.J., Geratz, J.D., Shaver, S.R., Tidwell, R.R., 1981. Inhibition of respiratory syncytial virus-host cell interactions by mono- and diamidines. *Antimicrobial Agents and Chemotherapy* 19: 649-656.

Duguid, J.P., Marmion, B.P., Swain, R.H.A., 1978. *Medical Microbiology* 13<sup>th</sup> ed. Churchill Livingstone, London.

DVV, Kommentar zur Richtlinie des Bundesgesundheitsamtes und der Deutschen Vereinigung zur Bekämpfung der Viruskrankheiten zur Prüfung von chemischen Desinfektionsmitteln auf Wirksamkeit gegen Viren. 1984. *Hygiene Medizin* 9: 177-179.

Edwards, R., Gatehouse, J.A., 1999. Secondary Metabolism. In: P. Lea and R.C. Leegood (Eds.), *Plant biochemistry and molecular biology*. New York: John Wiley and Sons. pp. 193-218.

Eloff, J.N., 1998a. Which extractant should be used for the screening and isolation of antimicrobial components from plants? *Journal of Ethnopharmacology* 80: 1-8.

Eloff, J.N., 1998b. A sensitive and quick microplate method to determine the minimum inhibitory concentration of plant extracts for bacteria. *Planta Medica* 64: 711-713.

Eloff, J.N., 1999. The antibacterial activity of 27 southern African members of the Combretaceae. *South African Journal of Science* 95: 148-152.

Eloff, J.N., Jäger, A.K., van Staden, J., 2001. The stability and the relationship between anti-inflammatory activity and antibacterial properties of southern African *Combretum* species. *South African Journal of Science* 97: 291-293.

Eloff, J.N., 2004. Quantifying the bioactivity of plant extracts during screening and bioassay-guided fractionation. *Phytomedicine* 11: 370-71.

Eloff, J.N., Famakin, J.O., Katere, D.R. 2005. *Combretum woodii* (Combretaceae) leaf extracts have high activity against Gram-negative and Gram-positive bacteria. *African Journal of Biotechnology* 4: 1161-1166.

Facchini, P.J., Huber-Allanach K.L., Tari L.W., 2000. Plant aromatic L-amino acid decarboxylases: evolution, biochemistry, regulation, and metabolic engineering applications. *Phytochemistry* 54: 121-128.

Facundo, V.A., Agrade, C.H.S., Silveira, E.R., Braz-Filho, R., Hufford, C.D, 1993. Triterpenoids and flavonoids from *Combretum leprosum*. *Phytochemistry* 32: 411-415.

Farnsworth, N.R., 1984. The role of medicinal plants in drug development. In: P. Krogsgaard-Larsen, S.B. Christensen and H. Kofod, (Eds.), *Natural Products and Drug development*. Balliere, Tindall and Cox, London, U.K.

Fenner, F., McAuslan, B.R., Mims, C.A., Sambrook, J., White, D.O., 1974. *The biology of animal viruses*. 2<sup>nd</sup> Ed. Academic Press, New York.

Fernandez, M.A., Garcia, M.D., Saenz, M.T., 1996. Antibacterial activity of the phenolic acids fraction of *Scrophularia frutescens* and *Scrophularia sambucifolia*. *Journal of Ethnopharmacology* 53: 11-14.

Fessenden, R.J., Fessenden, J.S., 1982. *Organic chemistry*, 2<sup>nd</sup> Ed. Willard Grant Press, Boston, Mass.

Geissman, T.A., 1963. Flavonoid compounds, tannins, lignins and related compounds. In: Florkin, and E.H. Stotz (Eds.), *Pyrrrole pigments, isoprenoid compounds and phenolic plant constituents*, vol 9, Elsevier, New York. p 265.

Germishuizen, G., Meyer, N.L., 2003. *Plants of southern Africa*. National Botanical Institute, Pretoria.

Gibbs, A.J., 1973. *Viruses and Invertebrates*. North-Holland Pub. Co.

Gleason, P.P., Kapoor, W.N., Stone, R.A., Lave, J.R., Obrosky, D.S., Schulz, R., Singer, D.E., Coley, C.M., Marie, T.J., Fine, M.J., 1997. Medical outcomes and antimicrobial costs with the use of the American Thoracic Society guidelines for outpatients with community-acquired pneumonia. *Journal of the American Medical Association* 278: 32-39.

Goodman, R.A., Oldfield, E., Allerhand, A., 1973. Assignments in the natural-abundance carbon-13 nuclear magnetic resonance spectrum of chlorophyll a and a study of segmental motion in neat phytol.

Journal of the American Chemical Society 95: 7553-7558.

Hamburger, H., and Hostettmann, K., 1991. The link between phytochemistry and medicine. *Phytochemistry* 30: 3864-3874.

Hancock, R.E.W., 2005. Mechanisms of action of newer antibiotics for Gram-positive pathogens. *Centre for Microbial Diseases and Immunity Research* 5: 210-218.

Harborne, J.B., 1977. *Introduction to ecological biochemistry*. Academic Press, London.

Haslam, E., 1996. Natural polyphenols (vegetable tannins) as drugs: possible modes of action. *Journal of Natural Products* 59: 205- 215.

Hattori, T., Ikematsu, S., Koito, A., 1989. Preliminary evidence for inhibitory effect of glycyrrhizin on replication of human immunodeficiency virus (HIV). *Antiviral Research* 11: 255-261.

Herald, P.J., Davidson, P.M., 1983. Antibacterial activity of selected hydroxycinnamic acids. *Journal of Food Science* 48: 1378- 1379.

Hiramatsu, H., Hakami, T., Ino, T., Yabuta, K., Oguri, T., Tenover, F.C., 1997. Methicillin- resistant *Staphylococcus aureus*, clinical strain with reduced vancomycin susceptibility. *The Journal of Antimicrobial Chemotherapy* 40: 135-146.

Hoult, J.R.S., Paya, M., 1996. Pharmacological and biochemical actions of simple coumarins: natural products with therapeutic potential. *General Pharmacology* 27: 713-722.

Hruska, J.F., Morrow, P.E., Suffin, S.C., Douglas, R.G., 1982. *In vivo* inhibition of respiratory syncytial virus by ribavirin. *Antimicrobial Agents and Chemotherapy* 21: 125-130.

Hussein, G., Miyashiro, H., Nakamura, N., Hattori, M., Kawahata, T., Otake, T., Kaikiuchi, N., Shimotohno, K., 1999. Inhibitory effects of Sudanese plant extracts on HIV-1 replication and HIV-1 protease. *Phytotherapy Research* 13: 31-36.

Hutchings, A., Scott, A.H., Lewis, G., and Cunningham, A.B., 1996. Zulu medicinal plants: an inventory. University of Natal Press, Pietermaritzburg, South Africa.

Jones, G.A., McAllister, T.A., Muir, A.D., Cheng, K.J., 1994. Effects of sainfoin (*Onobrychis viciifolia scop*) condensed tannins on growth and proteolysis by four strains of ruminal bacteria. Applied and Environmental Microbiology 60: 1374-1378.

Jones, N.L., Shabib, S., and Sherman, P.M., 1997. Capsaicin as an inhibitor of the growth of the gastric pathogen *Helicobacter pylori*. FEMS Microbiology Letters 146: 223 – 227.

Jossang, A., Seuleiman, M., Maidou, E., Bodo, B., 1996. Pentacyclic triterpenes from *Combretum nigricans*. Phytochemistry 41: 591-594.

Karber, G., 1931. Beitrag zur kollektiven Behandlung pharmakologischer Reihenversuche. Arch. Exp. Patho. Pharmacol. 162: 480–483.

Kaul, T.N., Middleton, E. Jr., Ogra, P.L., 1985. Antiviral effect of flavonoids on human viruses. Journal of Medical Virology 15: 71-79.

Keating, G. J., O’Kennedy, R., 1997. The chemistry and occurrence of coumarins. In: R. O’Kennedy and R.D. Thornes (Eds). Coumarins: biology, applications and mode of action. John Wiley and Sons Inc, New York. p. 348.

Kollef, M.H., Sharpless, L., Vlasnik, J., Pasque, C., Murphy, D., Fraser, V.J., 1997a. The impact of nosocomial infections on patient outcomes following cardiac surgery. Chest 11: 666-675.

Kollef, M.H., Shapiro, S.D., Silver, P., St. John, R.E., Prentice, D., Sauer, S., Ahrens, T.S., Shannon, W., Baker-Clinkscale, D., 1997b. A randomized, controlled trial of protocol-directed versus physician-directed weaning from mechanical ventilation. Critical Care Medicine 25: 567-574.

Kott, V., Barbini, L., Cruanes, M., Munoz, J de D., Vivot, E., Cruanes, J., Martino, V., Ferraro, G., Cavallaro, L., Campos, R., 1999. Antiviral activity of Argentine medicinal plants. Journal of Ethnopharmacology 64: 79-84.



- Kotze, M., Eloff, J.N., 2002. Extraction of antibacterial compounds from *Combretum microphyllum* (Combretaceae). South African Journal of Botany 68: 62-67.
- Levy, S.B., 1998. Multidrug resistance: a sign of the times. The New England Journal of Medicine 338: 1376-78.
- Levy, S.B., 2000. Antibiotic and antiseptic resistance: impact on public health. The Pediatric Infectious Disease Journal 19: S120-22.
- Mahato, S.B., Nandy, A.K, Roy, G., 1992. Triterpenoids. Phytochemistry 31: 2199-2249.
- Mahato, S.B., Sen, S., 1997. Advances in triterpenoid research, 1990-1994. Phytochemistry 44: 1185-1236.
- Mahmood, N., Pizza, C., Aquino, R., De Tommasi, N., Piacente, S., Coleman, S., Burke, A., Hay, A.J., 1993. Inhibition of HIV infection by flavonoids. Antiviral Research 22: 189-199.
- Martini, N., Eloff, J.N., 1998. The preliminary isolation of several antibacterial compounds from *Combretum erythrophyllum* (Combretaceae). Journal of Ethnopharmacology. 62, 255-263.
- Martini, N.D., Katerere, D. R., Eloff, J.N., 2004. Biological activity of five antibacterial flavonoids from *Combretum erythrophyllum* (Combretaceae). Journal of Ethnopharmacology 93: 207- 212.
- Masoko, P., Picard, J., Eloff, J.N., 2005. Antifungal activities of six South African *Terminalia* species (Combretaceae). Journal of Ethnopharmacology 99: 301-308.
- Masoko, P., Picard, J., Eloff, J.N., 2006. Screening of antifungal activity of 24 South African *Combretum* species. South African Journal of Botany (In press).
- Matthee, G., Wright, A.D., Konig, G.M., 1999. HIV reverse transcriptase inhibitors of natural origin. Planta Medica 65: 493-506.
- McGaw, L.J., Rabe, T., Sparg, S.G., Jager, A.K., Eloff, J.N., van Staden, J., 2001. An investigation on the biological activity of *Combretum* species. Journal of Ethnopharmacology 75: 45-50.

Mcunier, L., Vancy, C., 1903. Latannerie. Gauthier-Villars, Paris.

Merrer, J., Santoli, F., Appere-De Vecchi, C., 2000. 'Colonization pressure' and risk of acquisition of methicillin-resistant *Staphylococcus aureus* in a medical intensive care unit. *Infection Control and Hospital Epidemiology* 21: 718-23.

Middleton, E., Kandaswami, C., 1994. The impact of plant flavonoids on mammalian biology: implication for immunity, inflammation and cancer. Chapman and Hill, London.

Mosmann, T., 1983. Rapid colorimetric assay for cellular growth and survival: application for proliferation and cytotoxicity assays. *Journal of Immunological Methods* 65: 55-63.

Namba, T., Morita, O., Huang, S.L., Goshima, K., Hattori, M., Kakiuchi, N., 1988. Studies on cardio-active crude drugs. I. Effect of coumarins on cultured myocardial cells. *Planta Medica* 54: 277-282.

Napralert database <http://www.cas.org/ONLINE/DBSS/napralertss.html>

Newman, D.J., Cragg, M., Snader, K.M., 2003. Natural products as sources of new drugs over the period 1981-2002. *Journal of Natural Products* 66: 1022-1037.

Nonaka, G.I., Nishioka, I., Nishizawa, M., Yamagishi, T., Kashiwada, Y., Dutchman, G.E., Bodner, J., Kilkuskie, R.E., Cheng, Y.C., Lee, K.H., 1990. Anti-AIDS agents. 2. Inhibitory effects of tannins on HIV reverse transcriptase and HIV replication in H9 lymphocyte cells. *Journal of Natural Products* 53: 587-595.

Novak, R., Henriques, B., Charpentier, E., Normark, S., Tuomanen, E., 1999. Emergence of vancomycin tolerance in *Streptococcus pneumoniae*. *Nature* 399: 590-593.

O'Kennedy, R., and Thornes, R.D., 1997. Coumarins: biology, applications and mode of action. John Wiley and Sons Inc., New York.

Palgrave, K.C., 2002. Trees of southern Africa. Struik Publishers, Cape Town.

- Penning, T.M., 1985. Inhibition of  $\beta$ -dihydrocortisone reduction in rat liver cytosol: A rapid spectrophotometric screen for nonsteroidal anti-inflammatory drug potency. *Journal of Pharmaceutical Sciences* 74: 651-654.
- Pensuparp, T., Cai, L., Fong, H.H.S., Kinghorn, A.D., Pezzuto, J.M., Wani, M.C., Wall, M.E., 1994. Pentacyclic triterpenes derived from *Maprounea africana* are potent inhibitors of HIV-1 reverse transcriptase. *Journal of Natural Products* 57: 415- 418.
- Perrett, S., Whitefield, P.J., Sanderson, L., Bartlett, A., 1995. The plant molluscicide *Millettia thonningii* (Leguminosae) as a tropical antischistosomal agent. *Journal of Ethnopharmacology* 47: 49- 54.
- Picq, M., Cheeva, S.V., Prigent, A.F., 1991. Effect of two flavonoid compounds on the central nervous system. Analgesic activity. *Life Science* 49: 1979-1988.
- Piller, N.B., 1975. A comparison of the effectiveness of some anti-inflammatory drugs on thermal oedema. *British Journal of Experimental Pathology* 56: 554-559.
- Quisumbing, E., 1951. Medicinal plants of the Philippines, Department of Agriculture and Natural Resources. Technical Bulletin No. 16. Manila, Philippines. pp 416-418.
- Rahal, J.J., Urban, C., Horn, D., Freeman, K., Segal-Maurer, S., Maurer, J., Noriel Mariano, B.S., Marks, S., Janice, M.B., Dominick, D., Lim, M., 1998. Class restriction of cephalosporin use to control total cephalosporin resistance in nosocomial *Klebsiella*. *Journal of the American Medical Association* 280: 1233-1237.
- Rajbhandari M., Wegner, M., Julich M., Schopke, T., Mentel R., 2001. Screening of Nepalese medicinal plants for antiviral activity. *Journal of Ethnopharmacology* 74: 251- 255.
- Reboli, A.C., Koshinski, R., Arias, K., Marks-Austin, K., Stieritz, D., Stull, T.L., 1996. An outbreak of *Burkholderia cepacia* lower respiratorytract infection associated with contaminated albuterol nebulization solution. *Infection Control and Hospital Epidemiology* 17: 718-20.
- Ricerca, 1998 [www.namsa.com](http://www.namsa.com) accessed 07/05/2006.

Richards, M.J., Edwards, J.R., Culver, D.H., Gaynes, R.P., 1999. Nosocomial infections in medical intensive care units in the United States. National Nosocomial Infections Surveillance System. *Critical Care Medicine* 27: 887-92.

Rogers, C.B., and Verotta, L., 1996. Chemistry and biological properties of the African Combretaceae, In: K. Hostettman, F. Chinyanganga, M. Maillard, J.L. Wolfender (Eds.), *Chemistry, biological and pharmacological properties of African medicinal plants*. University of Zimbabwe Publications, Harare.

Rogers, C.B., 1998. Cycloartenoid dienone acids and lactones from *Combretum erythrophyllum*. *Phytochemistry* 49: 2069-2076.

Sato, M., Fujiwara, S., Tsuchiya, H., Fujii, T., Inuma, M., Tosa, H., Ohkawa, Y., 1996. Flavones with antibacterial activity against cariogenic bacteria. *Journal of Ethnopharmacology* 54: 171-176.

Sattar, S.A., Springthorpe, V.S., 1991. Survival and disinfectant inactivation of the human immunodeficiency virus. *Reviews of Infectious Diseases* 13: 430-447.

Scalbert, A., 1991. Antimicrobial properties of tannins. *Phytochemistry* 30: 3875-3883.

Scheel, L.D., 1972. The biological action of the coumarins. *Microbiology of Toxins* 8: 47-66.

Schultz, J.C., 1988. Tannin-insect interactions, p. 553. In: R.W. Hemingway and J.J. Karchesy (Eds). *Chemistry and significance of condensed tannins*. Plenum Press, New York.

Selitreffnikoff, C., 1992. Screening for antifungal drugs. In: D. Finkelstein and C. Ball (Eds). *Biotechnology of Filamentous Fungi. Technology and Products*, Butterworth Heinemann, Boston pp 189-217.

Serafini, M., Ghiselli, A., Ferro-Luzzi, A., 1994. Red wine, tea and antioxidants. *Lancet* 344: 626.

Serage, A., 2003. Isolation and characterization of antibacterial compounds present in *Combretum apiculatum* subsp. *apiculatum*. MSc thesis, Programme for Phytomedicine, University of Pretoria.

Sherman, L., Brown, R.M., 1978. Cyanophages and viruses of eukaryotic algae. In: Fraenkel-Conrat H., Wagner, R. (Eds). Comprehensive Virology. Plenum Press, New York.

Skilleter, D.N., Kekwick, R.G.O., 1970. Effect of light on the incorporation of isopentenyl pyrophosphate into phytol in the leaves of *Phaseolus vulgaris*. Phytochemistry 9: 153-156.

Sneader, W., 1985. Drug discovery: The evolution of modern medicines. Wiley, New York.

Soine, T.O., 1964. Naturally occurring coumarins and related physiological activities. Journal of Pharmaceutical Sciences 53: 231-264.

Stace, C.A., 1969. The significance of the leaf epidermis in the taxonomy of the Combretaceae II. The genus *Combretum* subgenus *Combretum* in Africa, Botanical Journal of the Linnaean Society 62, London, pp 131-68.

Stace, C.A., 1980. The significance of the leaf epidermis in the taxonomy of the Combretaceae V. The genus *Combretum* subgenus *Cacoucia* in Africa, Botanical Journal of the Linnaean Society 81(3), London, pp 185-203.

Stern, J.L., Hangerman, A.E., Steinberg, P.D., Mason, P.K., 1996. Phlorotannin-protein interactions. Journal of Chemical Ecology 22: 1887- 1899.

Suffness, M., Douros, J. 1979. Drugs of plant origin. Methods in Cancer Research 26: 73-126.

Suresh, B., Srirani, S., Dhanaraj, K., Elango, K., Chinnaswamy, K., 1997. Anticandidal activity of *Santolina chamaecyparissus* volatile oil. Journal of Ethnopharmacology 55: 151- 159.

Taylor, R.S.L., Edel, F., Manandhar, N.P., Towers, H.N., 1996. Antimicrobial activities of Southern Nepalese medicinal plants. Journal of Ethnopharmacology 50: 97-102.

Thastrup, O., Knudsen, J.B., Lemmich, J., Winther, K., 1985. Inhibitors of human platelet aggregation by dihydropyrano- and dihydrofurano- coumarins a new class of cAMP phosphodiesterase inhibitors. Biochemical Pharmacology 34: 2137-2140.

Thomson, W.A.R., 1978. Medicines from the earth. McGraw-Hill Book Co., Maidenhead, United Kingdom.

Thornes, R.D., 1997. Clinical and biological observations associated with coumarins. In: R. O'Kennedy and R.D. Thornes (Eds.), Coumarins: biology, applications and mode of action. John Wiley and Sons Inc., New York. p. 256.

Treanor, J., Falsey, A., 1999. Respiratory viral infections in the elderly. Antiviral Research 44, 79-102.

Trouillet, J.L., Chastre, J., Vuagnat, A., Joly-Guillou, M.-L., Combaux, D., Dombret, M.-C., Gibert, C., 1998. Ventilator-associated pneumonia caused by potentially drug-resistant bacteria. American Journal of Respiratory and Critical Care Medicine 157: 531-39.

Tsuchiya, H., Sate, M., Inuma, M., Yokoyama, J., Ohyama, M., Tanaka, T., Takase, I., Namikawa, I., 1994. Inhibition of the growth of cariogenic bacteria *in vitro* by plant flavonones. Experientia 50: 846-849.

UNAIDS, 2006. Reports on the global AIDS epidemic: Executive Summary, Geneva, Switzerland.

Urs, N.V.R., Dunleavy, J.M., 1975. Enhancement of the bactericidal activity of a peroxidase system by phenolic compounds (*Xanthomonas phaseoli* var. *sojensis*, soybeans). Phytopathology 65: 686- 690.

U.S Department of Health and Human Services, 1992. National Toxicology Programme technical report on the toxicology and carcinogenesis of coumarin in F344/N rats and B6CF1 mice (gavage studies). NIH publication 92-3153. U.S Department of Health and Human Services, Washington, D.C.

Vlietinck, A.J., Pieters, L., 2005. Bioguided isolation of pharmacologically active plant components: still a valuable strategy for the finding of new lead compounds? Journal of Ethnopharmacology 100: 57-60.

Vlietinck, A., Vanden Berghe, D., 1991. Can ethnopharmacology contribute to the development of antiviral drugs? Journal of Ethnopharmacology 32: 141-153.

Vlietinck, A., Van Hoof, Totte, J., Lasure, A., Vanden Berghe, D., Rwangabo, P.C., and Mvukiyumwami, J., 1995. Screening of hundred Rwandese medicinal plants for antimicrobial and antiviral properties. *Journal of Ethnopharmacology* 46: 31-47.

Vlietinck, A.J., De Bruyne, T., Apers, S., Pieters, A., 1998. Plant derived leading compounds for chemotherapy of human immunodeficiency virus (HIV) infection. *Planta Medica* 64: 97-109.

Wagner, H., Bladt, S., 1996. *A Thin Layer Chromatography Atlas*. Springer, New York.

Wallin, R.F., and Arscott, E.F., 1998. [www.namsa.com](http://www.namsa.com) accessed 07/05/2006.

Walsh, C., 2000. Molecular mechanisms that confer antibacterial drug resistance. *Nature* 406: 775-781.

Watanbe, H., Miyaji, C., Makino, M., Abo, T., 1996. Therapeutic effects of glycyrrhizin in mice infected with LP-BM5 murine retrovirus and mechanisms involved in the prevention of disease progression. *Biotherapy* 9: 209-220.

Watt, J.M., and Breyer-Brandwijk, M.G., 1962 *The medicinal and poisonous plants of Southern and Eastern Africa*, 2<sup>nd</sup> Edition. Livingstone, London.

Weinmann, I., 1997. History of the development and application of coumarin and coumarin-related compounds. In: R. O'Kennedy and R.D Thornes (Eds.), *Coumarins: biology, applications and mode of action*. John Wiley and Sons Inc., New York.

Weinstein, R.A., Hayden, M.K., 1998. Multiple drug-resistant pathogens: epidemiology and control. In: J.V. Bennet, P.S. Brachman (Eds), *Hospital infections*, 4<sup>th</sup> ed. Philadelphia, PA: Lippincott-Raven, pp. 215-236.

Weinstein, R.A., 2001. Controlling antimicrobial resistance in hospitals: infection control and use of antibiotics. *Emerging Infectious Diseases* 7: 188-92.

Wiener, J., Quinn, J.P., Bradford, P.A., Goering, R.V., Nathan, C., Bush, K., Weinstein, R.A., 1999. Multiple antibiotic-resistant *Klebsiella* and *Escherichia coli* in nursing homes. *Journal of the American Medical Association* 281: 517-23.

Williamson, E.M., 2001. Synergy and other interactions in phytomedicines. *Phytomedicine* 8: 401- 409.

[www.cdc.gov/mmwr/preview/mmwrhtm/mm5249a2.htm](http://www.cdc.gov/mmwr/preview/mmwrhtm/mm5249a2.htm) accessed 08/08/2006.

[www.friedli.com/herbs/phytochem/](http://www.friedli.com/herbs/phytochem/) accessed 05/06/2006.

[www.pdrhealth.com/drug\\_info/nmdrugprofiles/nutsupdrugs/](http://www.pdrhealth.com/drug_info/nmdrugprofiles/nutsupdrugs/) accessed 05/06/2006.

[www.unaids.org](http://www.unaids.org) accessed 08/08/2006.

[www.unaids.org/en/Mediacentre/Newsletter/200602/default.asp](http://www.unaids.org/en/Mediacentre/Newsletter/200602/default.asp) accessed 08/08/2006.

[www.who.int/csr/disease/avianinfluenza/country/en/](http://www.who.int/csr/disease/avianinfluenza/country/en/) accessed 08/08/2006.

Wyde, P.R., 1998. Respiratory syncytial virus (RSV) disease and prospects for its control. *Antiviral Research* 39: 63-79.

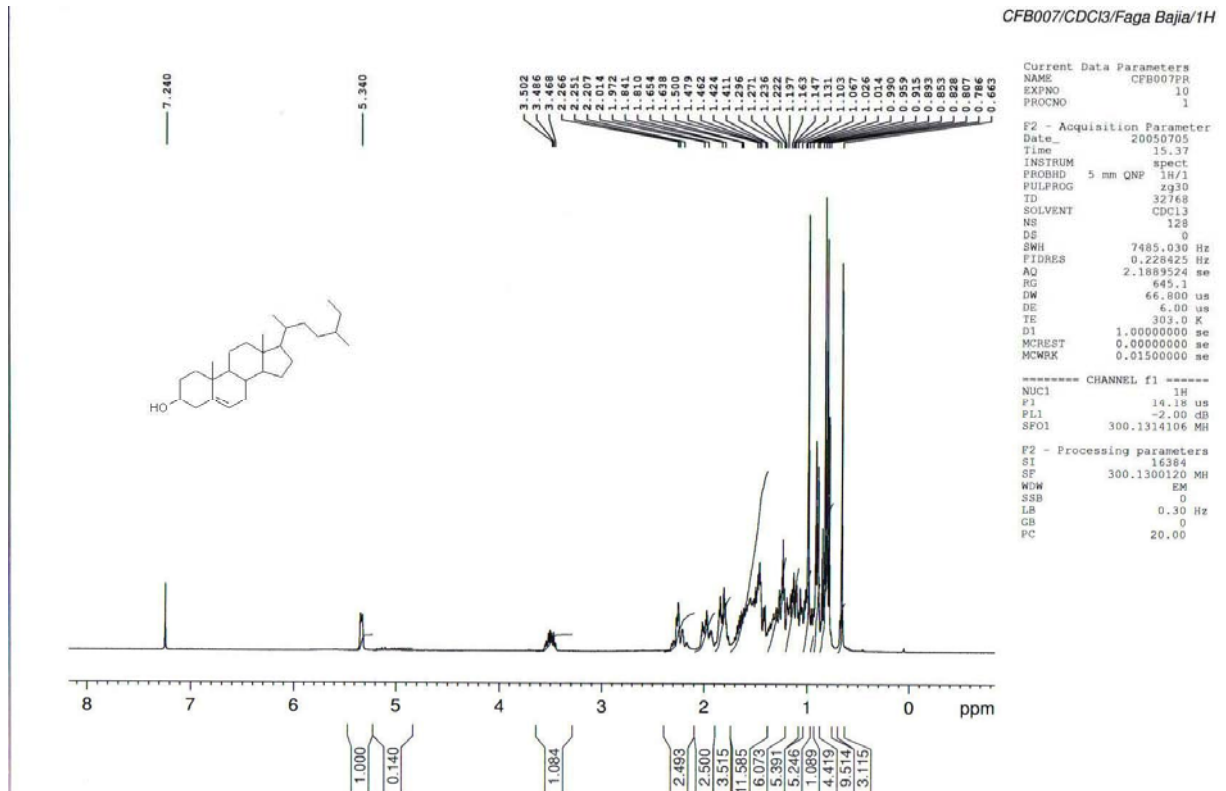
Xu, H. X., Zeng, F.Q., Wan, M., Sim, K. Y., 1996. Anti-HIV triterpene acids from *Geum japonicum*. *Journal of Natural Products* 59: 643 – 645.

Ya, C., Gaffney, S.H., Lilley, T.H., Haslam, E., 1988. Carbohydrate-polphenol complexation. In: R.W. Hemingway and J.J. Karchesy (Eds.), *Chemistry and significance of condensed tannins*. Plenum Press, New York. p. 553.

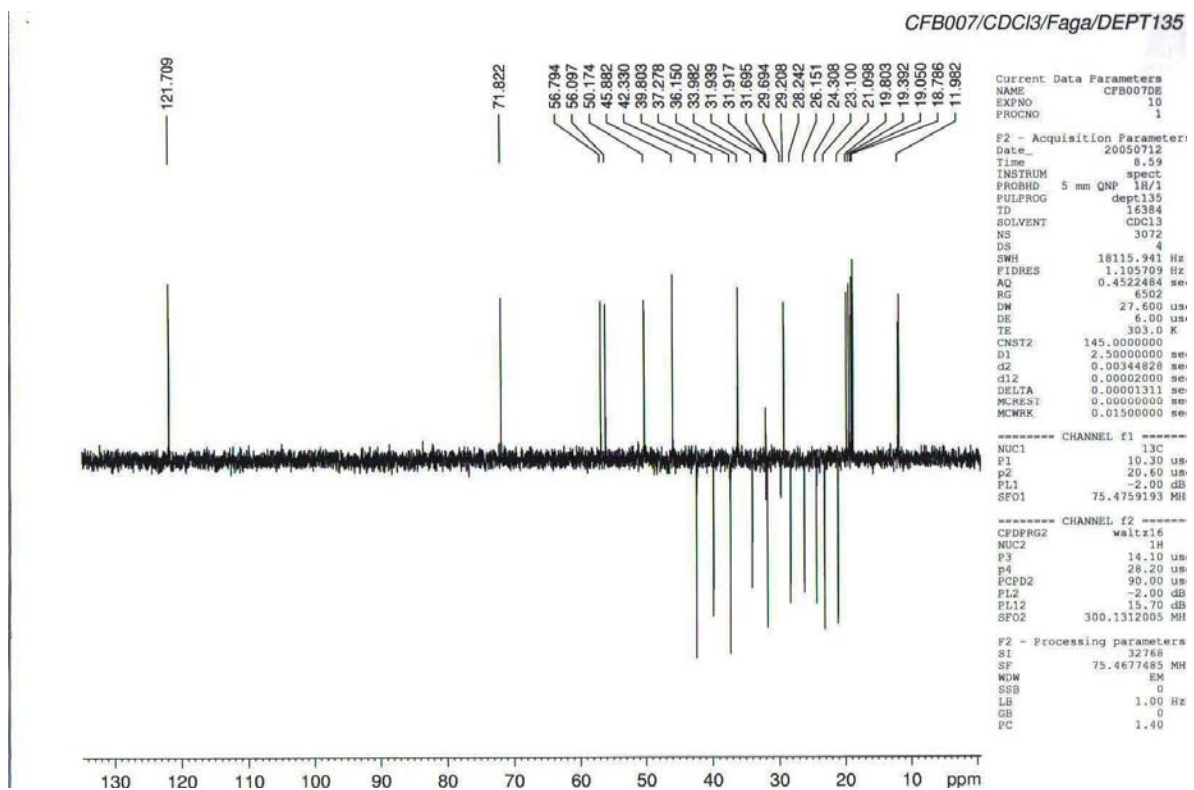
Yoichi, S., Suzaki, S., Takako, N., Masuru, K., Shibata, H., Higuti, T., 2000. Phytochemical flavones isolated from *Scutellaria barbata* and antibacterial activity against methicillin-resistant *S. aureus*. *Journal of Ethnopharmacology* 72: 483- 488.



# Appendix 1

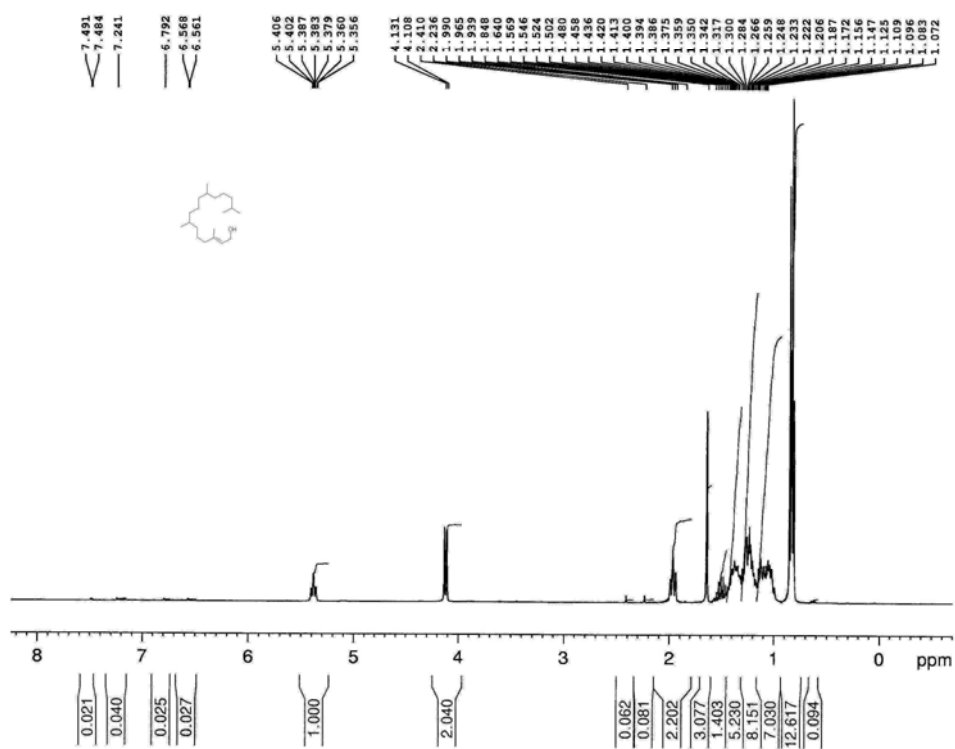


Compound 1 (cholest-5-en-3-ol): <sup>1</sup>H NMR



Compound 1 (cholest-5-en-3-ol): DEPT

CFB008/CDC13/Faga Baja/



```

Current Data Parameters
NAME          CFB008PR
EXPNO         10
PROCNO        1

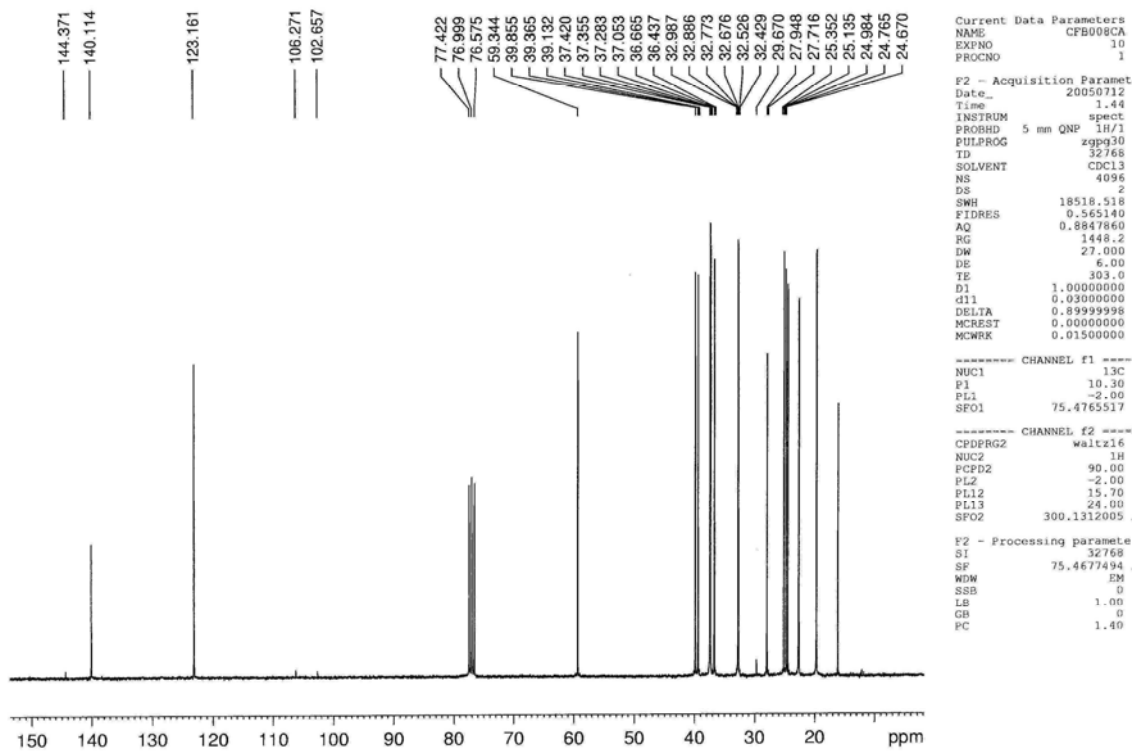
F2 - Acquisition Parameters
Date_         20050705
Time          15.49
INSTRUM       spect
PROBHD        5 mm QNP 1H/1
PULPROG       zg30
TD            32768
SOLVENT       CDCl3
NS            128
DS            0
SWH           7485.030 |
FIDRES        0.228425 |
AQ            2.1889524 |
RG            50.8
DW            66.800 |
DE            6.00 |
TE            303.0 |
D1            1.0000000 |
MCREST        0.0000000 |
MCWRK         0.01500000 |

----- CHANNEL f1 -----
NUC1           1H
P1             14.18 |
PL1           -2.00 |
SFO1          300.1314106 |

F2 - Processing parameters:
SI             16384
SF            300.1300116 |
WDW            EM
SSB            0
LB             0.30 |
GB            0
PC             50.00
    
```

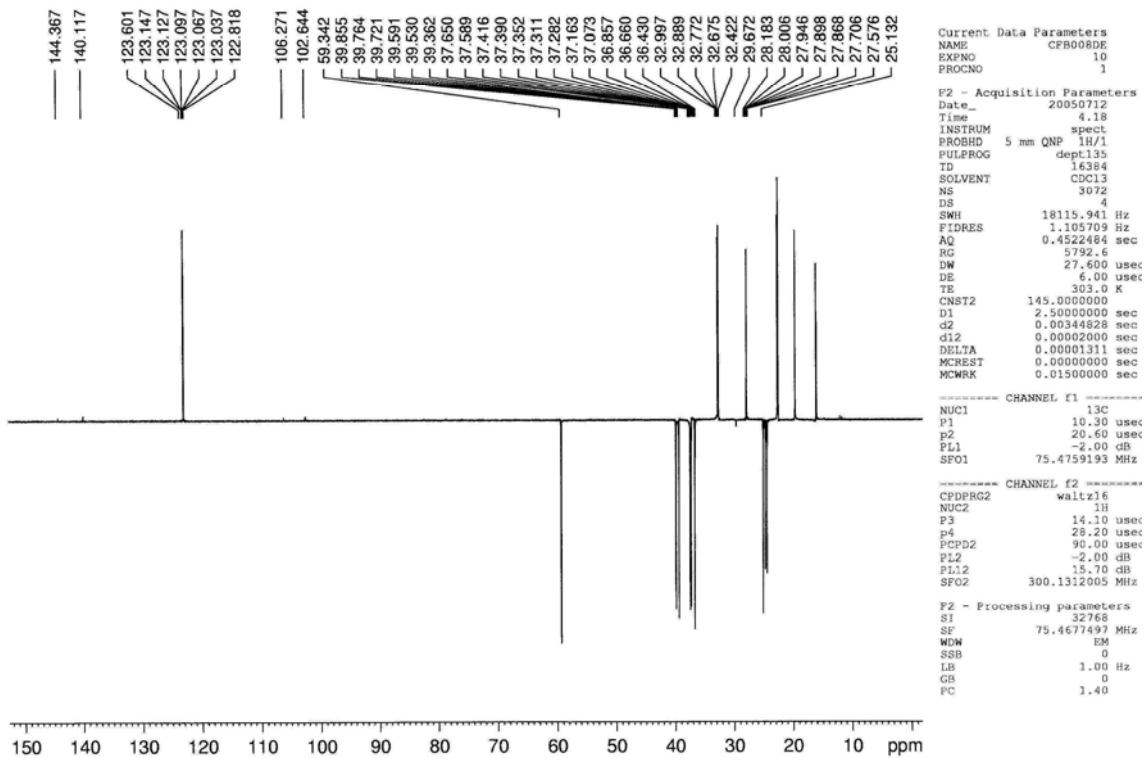
Compound 2 (2-phyten-1-ol): <sup>1</sup>H NMR

CFB008/CDCl3/Faga/13C

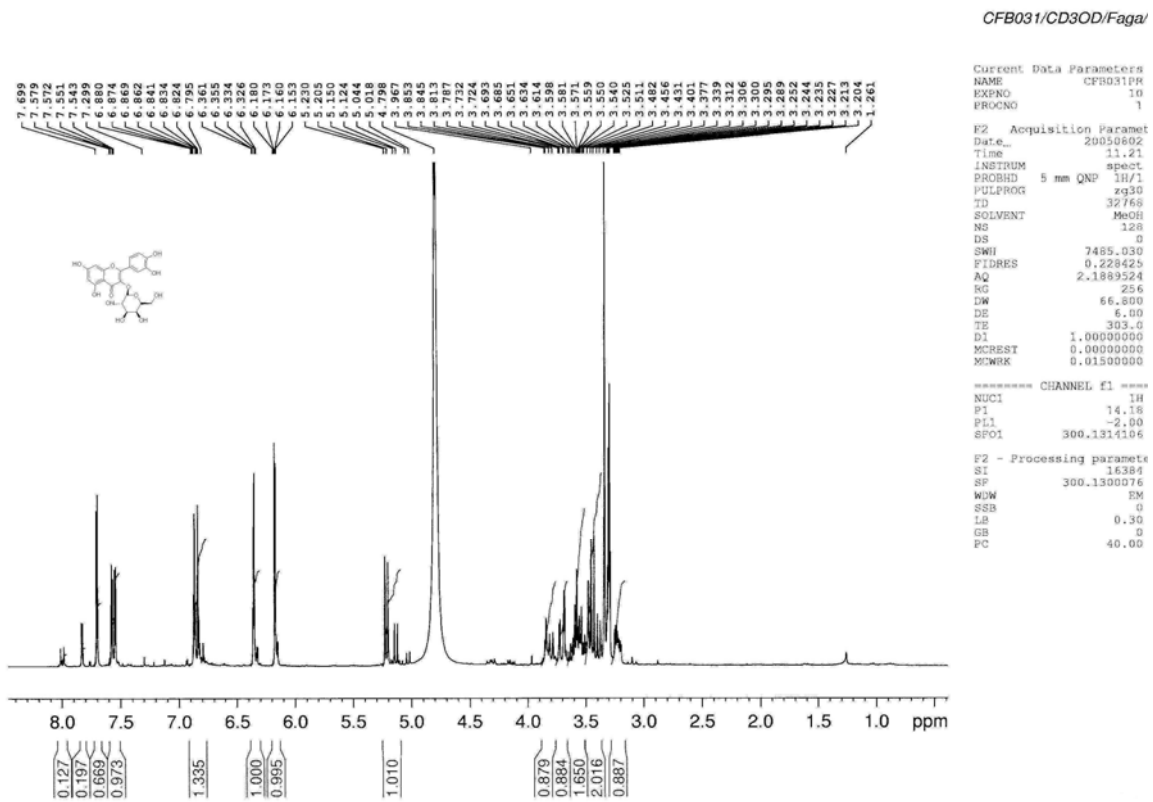


Compound 2 (2-phyten-1-ol): <sup>13</sup>C NMR

CFB008/CDC13/Faga/DEPT135

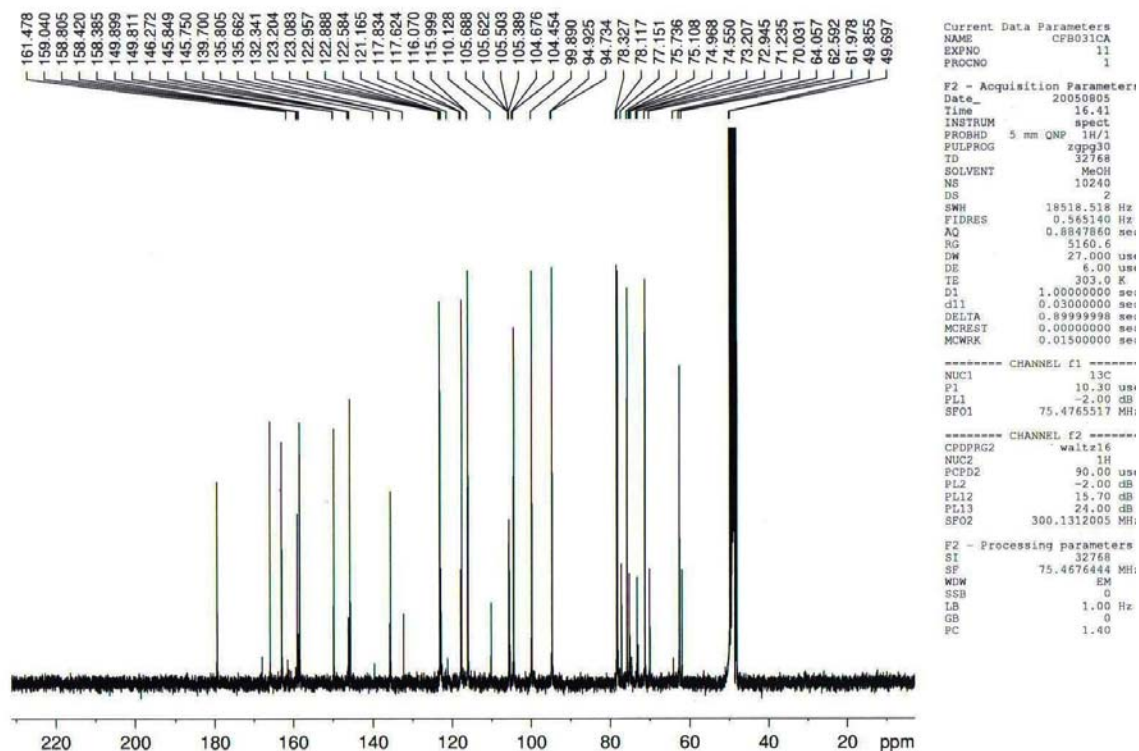


Compound 2 (2-phyten-1-ol): DEPT



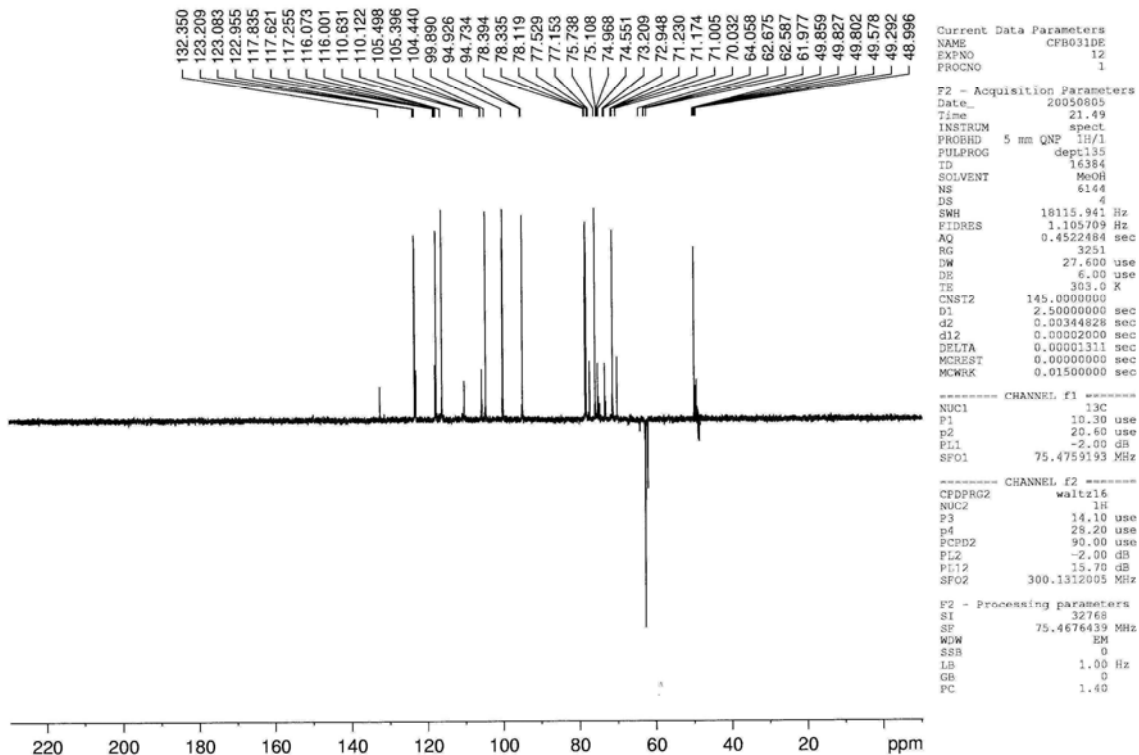
Compound 3 (quercetin-3-glucopyranoside): <sup>1</sup>H NMR

CFB031/CD3OD/Faga/13C

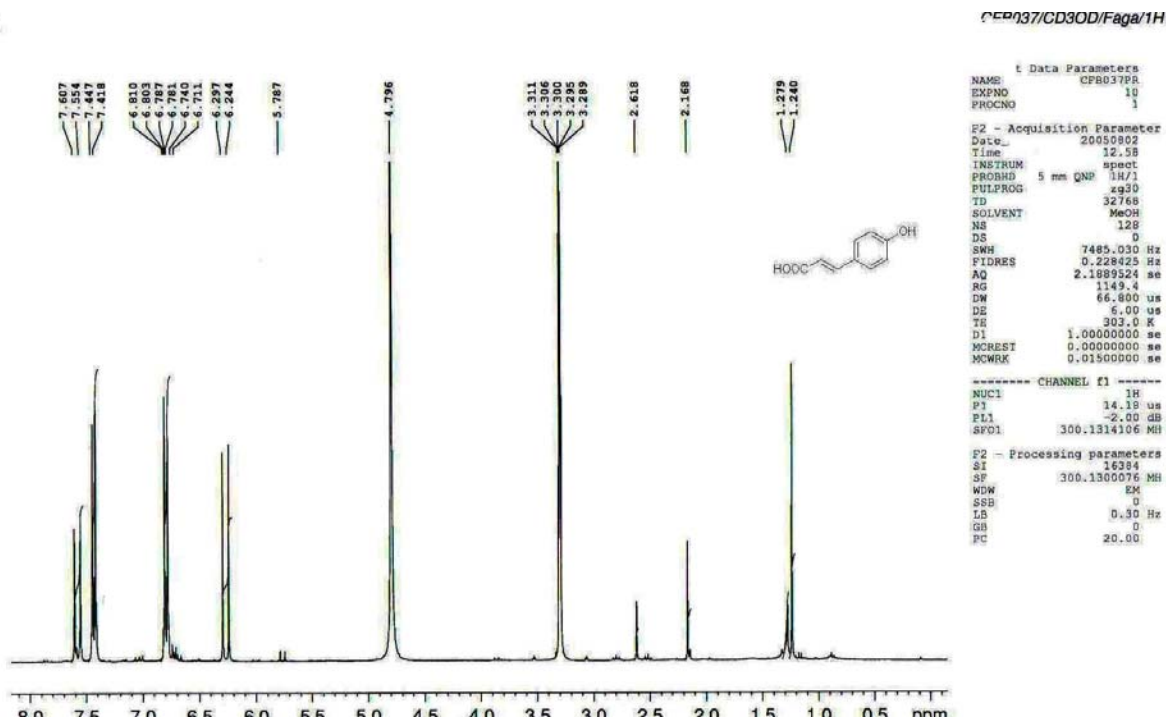


Compound 3 (quercetin-3-glucopyranoside): <sup>13</sup>C NMR

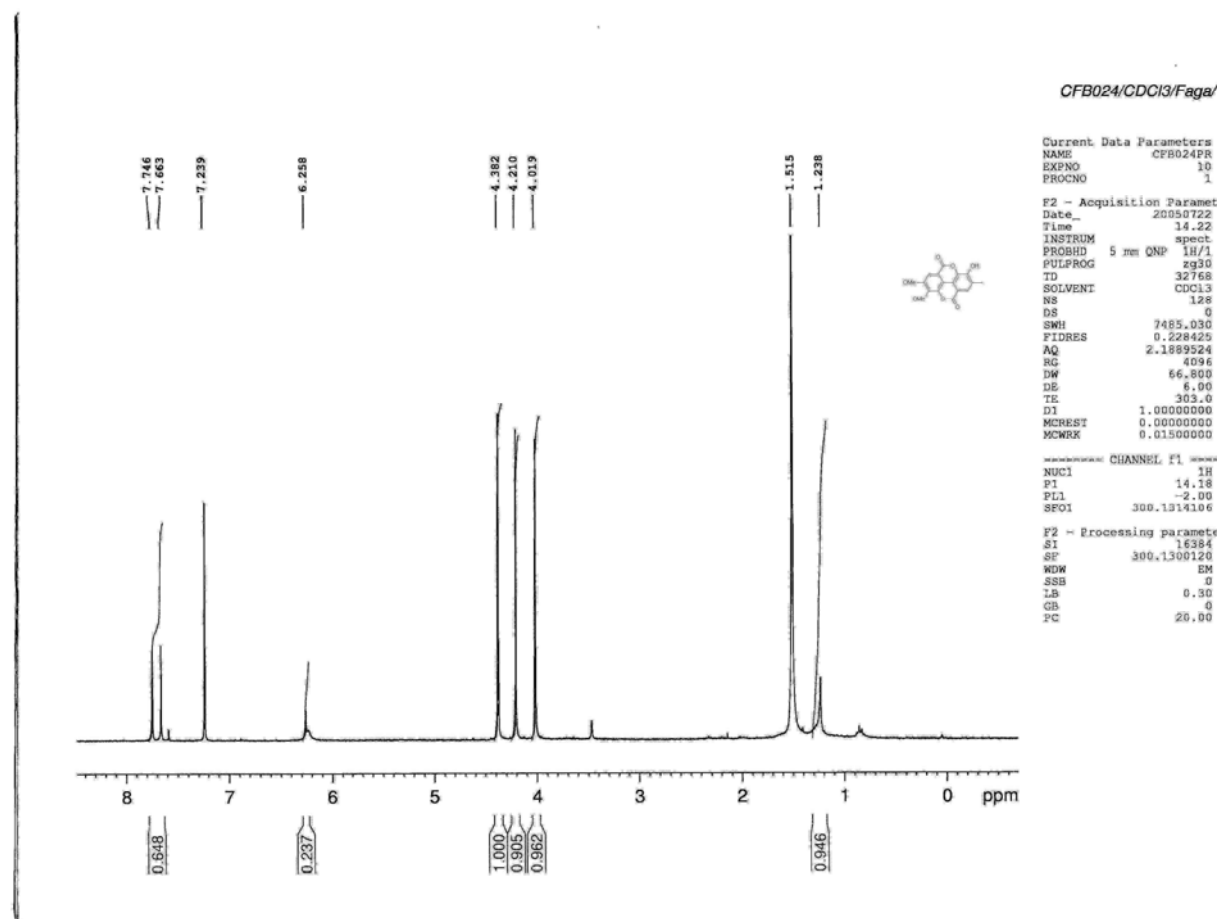
CFB031/CD3OD/Faga/DEPT135



Compound 3 (quercetin-3-glucopyranoside): DEPT



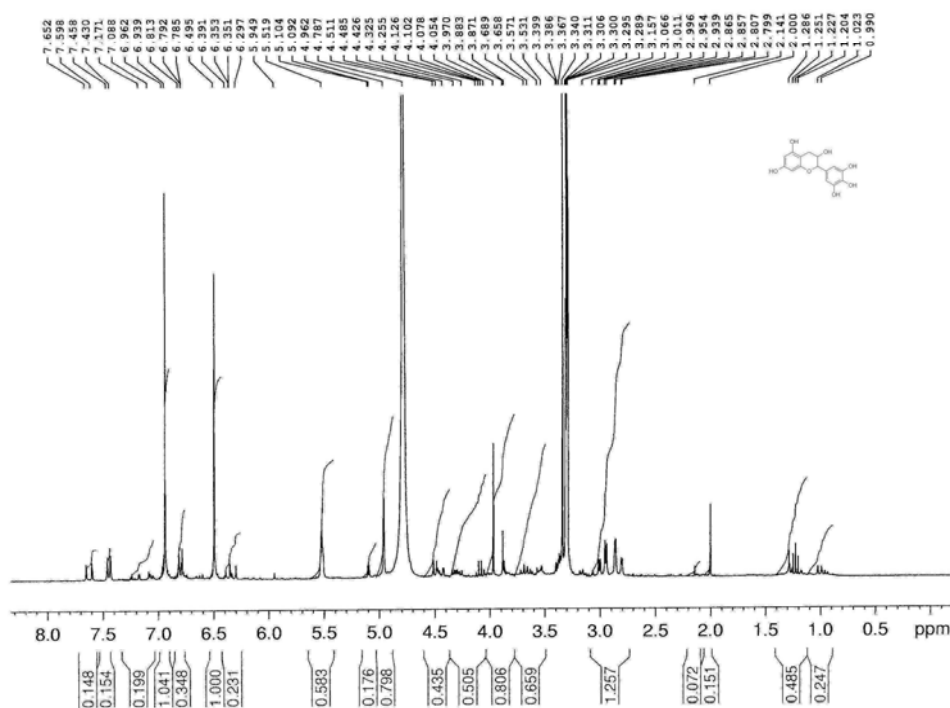
Compound 4 (p-coumaric acid): <sup>1</sup>H NMR



Compound 5 (2,3,8-tri-O-methylsuccinic acid): <sup>1</sup>H NMR



CFB034/CD3OD/Faga/1



Current Data Parameters  
NAME CFB034PR  
EXPNO 10  
PROCNO 1

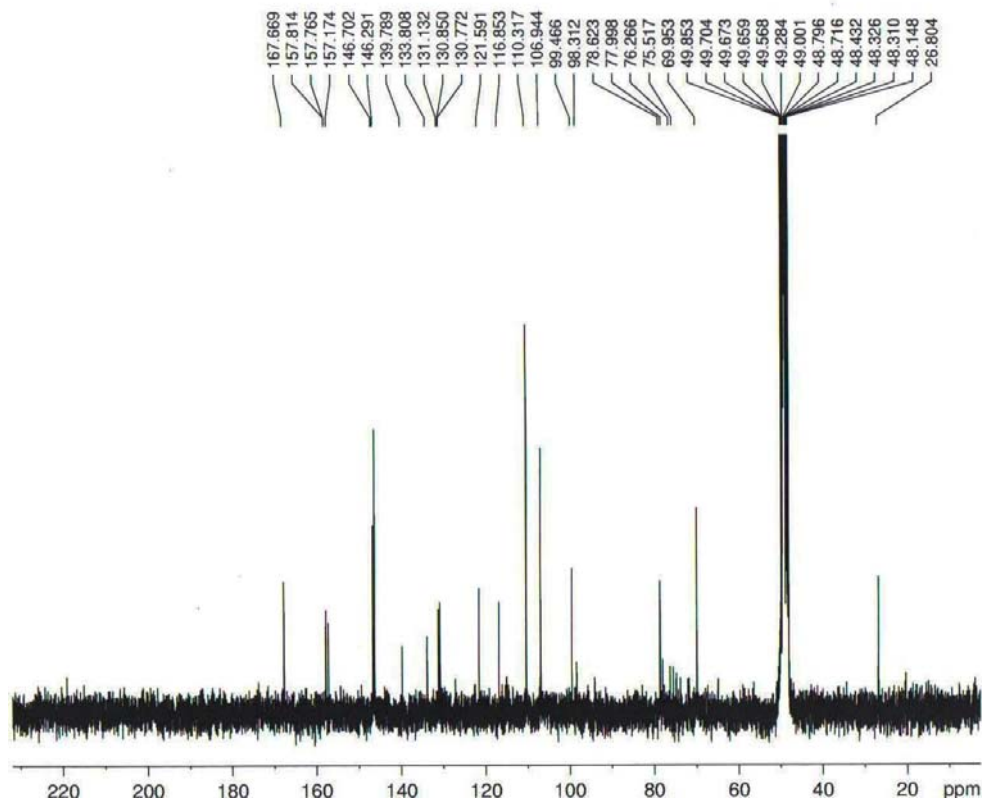
F2 - Acquisition Parameters  
Date\_ 20050802  
Time 12.13  
INSTRUM spect  
PROBHD 5 mm QNP 1H/1  
PULPROG zg30  
TD 32768  
SOLVENT MeOH  
NS 128  
DS 0  
SWH 7485.030 H  
FIDRES 0.228425 H  
AQ 2.1889524 s  
RG 912.3  
DW 66.800 u  
DE 6.00 u  
TE 303.0 K  
D1 1.00000000 s  
MCREST 0.00000000 s  
MCWRK 0.01500000 s

CHANNEL f1  
NUC1 1H  
P1 14.18 u  
PL1 -2.00 dB  
SFO1 300.1314106 M

F2 - Processing parameters  
SI 16384  
SF 300.1300076 M  
WDW EM  
SSB 0  
LB 0.30 H  
GB 0  
PC 4.00

Compound 8 (apigenin): <sup>1</sup>H NMR

CFB034/CD3OD/Faga/13C



Current Data Parameters  
NAME CFB034CA  
EXPNO 11  
PROCNO 1

F2 - Acquisition Parameters  
Date\_ 20050806  
Time 14.19  
INSTRUM spect  
PROBHD 5 mm QNP 1H/1  
PULPROG zgpg30  
TD 32768  
SOLVENT MeOH  
NS 10240  
DS 2  
SWH 18518.518 Hz  
FIDRES 0.565140 Hz  
AQ 0.8847860 sec  
RG 1625.5  
DW 27.000 usec  
DE 6.00 usec  
TE 303.0 K  
D1 1.00000000 sec  
d11 0.03000000 sec  
DELTA 0.89999998 sec  
MCREST 0.00000000 sec  
MCWRK 0.01500000 sec

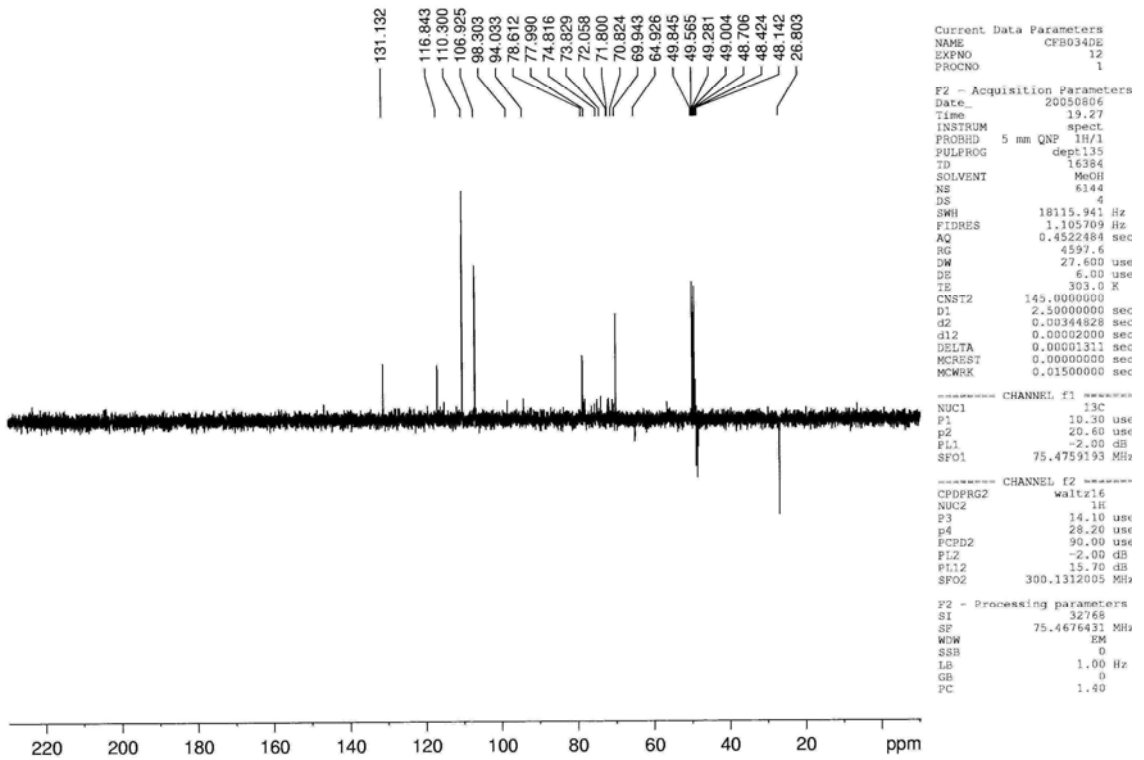
CHANNEL f1  
NUC1 13C  
P1 10.30 usec  
PL1 -2.00 dB  
SFO1 75.4765517 MHz

CHANNEL f2  
CPDPRG2 waltz16  
NUC2 1H  
PCPD2 90.00 usec  
PL2 -2.00 dB  
PL12 15.70 dB  
PL13 24.00 dB  
SFO2 300.1312005 MHz

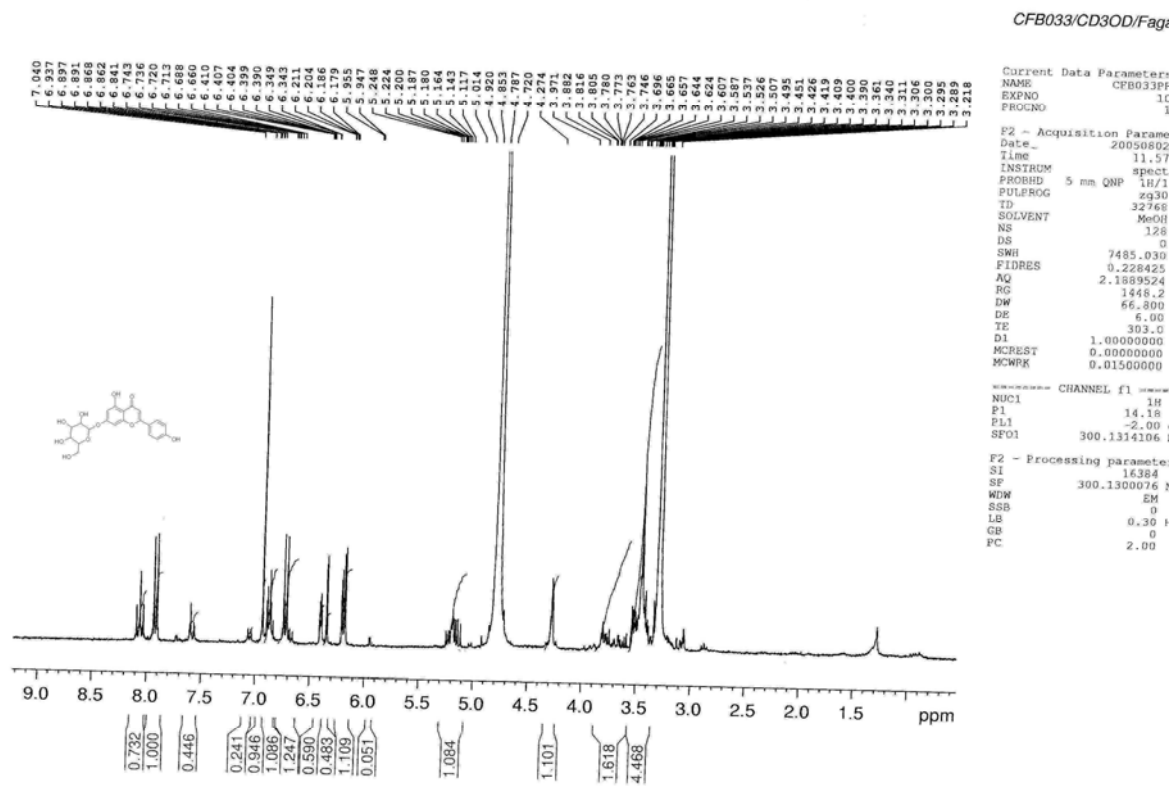
F2 - Processing parameters  
SI 32768  
SF 75.4676427 MHz  
WDW EM  
SSB 0  
LB 1.00 Hz  
GB 0  
PC 1.40

Compound 8 (apigenin): <sup>13</sup>C NMR

CFB034/CD3OD/Faga/DEPT135



Compound 8 (apigenin): DEPT



Compound 9 (cosmosiin): <sup>1</sup>H NMR