

APPENDIX B

SUPPLEMENTARY INFORMATION (TABLES AND FIGURES) TO ASSIST
DISCUSSION IN CHAPTER 5

CONTENTS		PAGE
B.1	INTRODUCTION	B.3
<u>A. TABLES:</u>		
TABLE B.1	SUMMARY OF COMPRESSIVE FAILURE STRAINS OF NATURALLY AND CEMENTITIOUS MATERIALS AS MEASURED IN TRIAXIAL TESTS BY SEVERAL INVESTIGATORS.	B.4
<u>B. FIGURES:</u>		
FIGURE B.1	PERMANENT DEFORMATION AT DIFFERENT DEPTHS AT VARIOUS STAGES OF TRAFFICKING ON HVS TEST SECTION 260A4 (ROAD 1932, ROOIWAL).	B.5
FIGURE B.2	PERMANENT DEFORMATION AT DIFFERENT DEPTHS AT VARIOUS STAGES OF TRAFFICKING ON HVS TEST SECTION 275A4 (ROAD 1932, ROOIWAL).	B.6
FIGURE B.3	PERMANENT DEFORMATION AT DIFFERENT DEPTHS AT VARIOUS STAGES OF TRAFFICKING ON HVS TEST SECTION 294A4 (ROAD 1932, ROOIWAL).	B.7

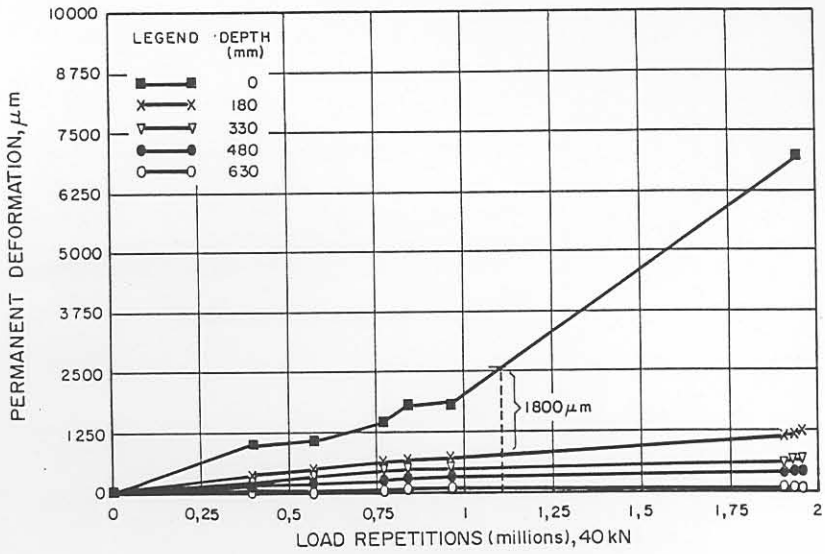
B.1 INTRODUCTION

In this Appendix, supplementary information in the form of a table and several graphs without any discussion here, are given to assist the discussion on compression failure behaviour of pavements with lightly cementitious layers, in Chapter 5.

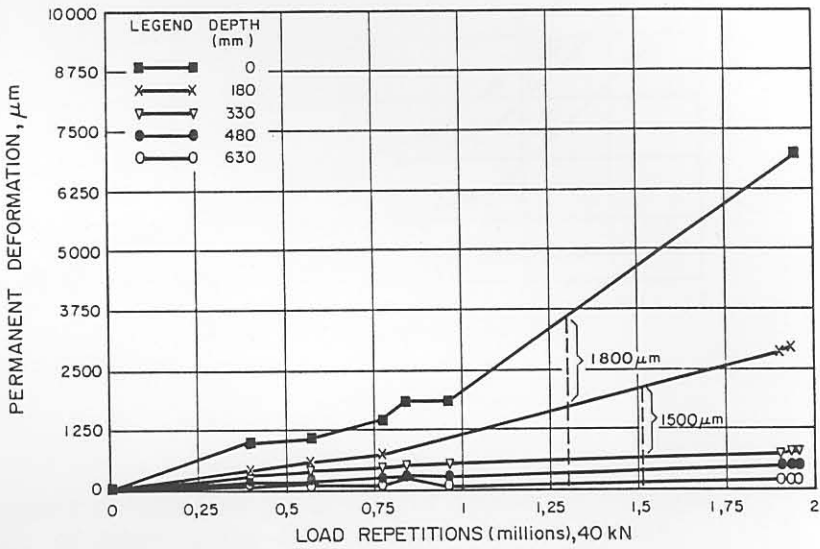
TABLE B.1 SUMMARY OF COMPRESSIVE FAILURE STRAINS OF NATURALLY AND CEMENTITIOUS MATERIALS AS MEASURED IN TRIAXIAL TESTS BY SEVERAL INVESTIGATORS

MATERIAL	TYPE OF STABILISER	CONTENT (%)	CONFINING PRESSURE (kPa)	AXIAL STRAIN (%)	AGE (Day)	CURING TEMP. DEG.	INVESTIGATOR
SANDY SOIL	NATURALLY CEMENTED	-	200	2,0	-	-	LLOYD (1987)
SANDY SOIL	CEMENT	5-10	-	0,6	-	-	ROBERTSON et al. (1987)
CLAYEY SOIL	LIME	5-10	-	1,0-2,1	-	-	ROBERTSON et al. (1987)
A-7-6(18)	LIME	5	0-35	0,7-1,6	1-6	49	THOMPSON (1966)
A-4(8)	LIME	3	0-35	0,7-1,2	1-6	49	THOMPSON (1966)
A-6(8)	LIME	5	0-35	0,5-1,0	1-6	49	THOMPSON (1966)
A-6(6)	LIME	3	0-35	1,0-1,5	1-6	49	THOMPSON (1966)
GRAVEL	CEMENT	7-9	-	0,3-0,7	-	-	ABBOUD (1973)
SAND	NAT. STRONGLY CEMENTED	-	35-414	1,0-1,5	-	-	ALFI (1978)
SL. PL. SAND *	NAT. MODERAT. CEMENTED	-	0-414	1,0-2,0	-	-	CLOUGH et al. (1981)
SL. PL. SAND	NAT. WEAKLY CEMENTED	-	0-414	1,0-9,0	-	-	CLOUGH et al. (1981)
SL. PL. SAND	CEMENT	4	35-414	0,5-2,5	14	22	CLOUGH et al. (1981)
SL. PL. SAND	CEMENT	2	103-414	1,0-5,0	14	22	CLOUGH et al. (1981)
SAND	CEMENT	5	100-500	0,8-1,5	180	22	DUPAS et al. (1979)
A-4(0)	NAT. UNCEMENTED	-	450	> 12	-	-	WISSA et al. (1965)
A-4(0)	LIME	5	35-480	1,6-3,2	4-20	22	WISSA et al. (1965)
LATERITIC SOIL	LIME	4	-	1,0-1,5	7-28	22	HAMMOND (1981)
A-1-b	NAT. UNCEMENTED	-	69	1,0	-	-	FERGUSON et al. (1968)
A-1-a	NAT. UNCEMENTED	-	550	7,0	-	-	FERGUSON et al. (1968)
A-1-b	CEMENT	1-3	69-550	0,5	7-28	22	FERGUSON et al. (1968)
A-1-a	CEMENT	1-3	69-550	0,5	7-28	22	FERGUSON et al. (1968)

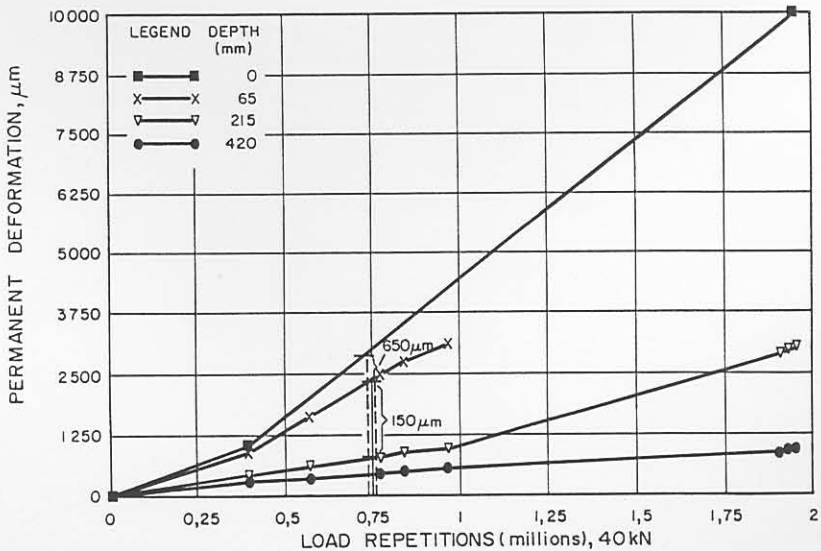
* SLIGHTLY PLASTIC SAND



(a) MDD4



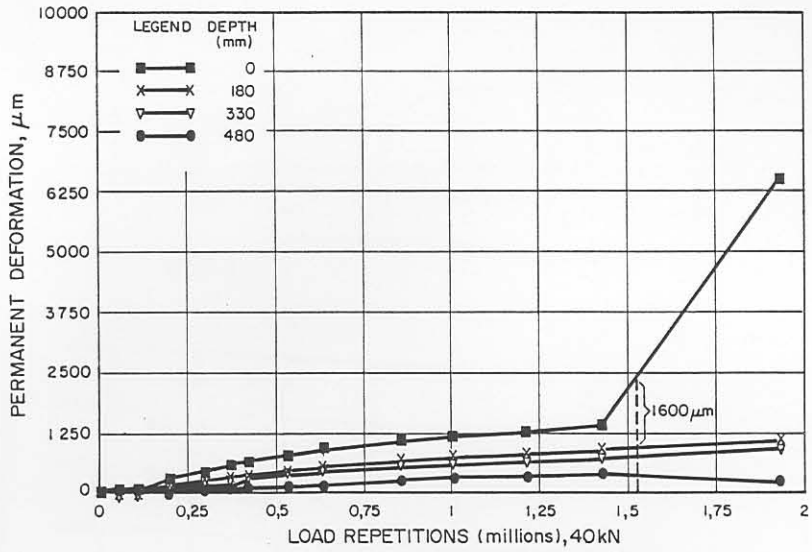
(b) MDD8



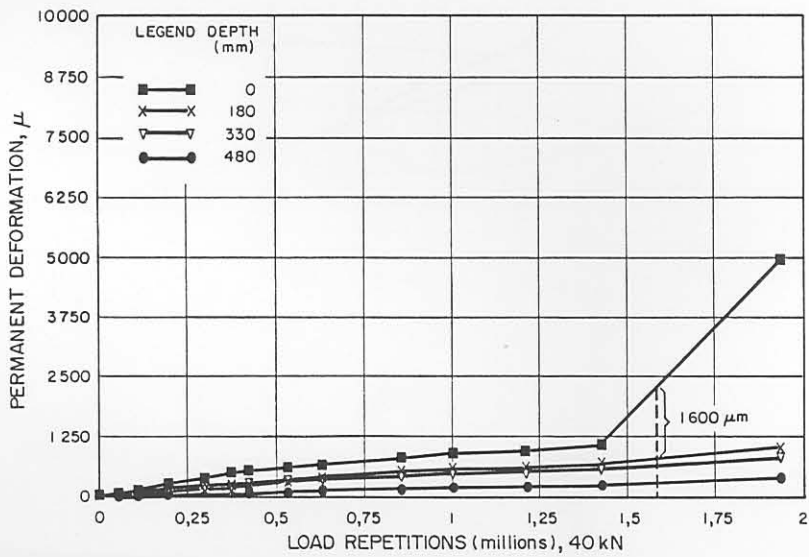
(c) MDD12

FIGURE B.1

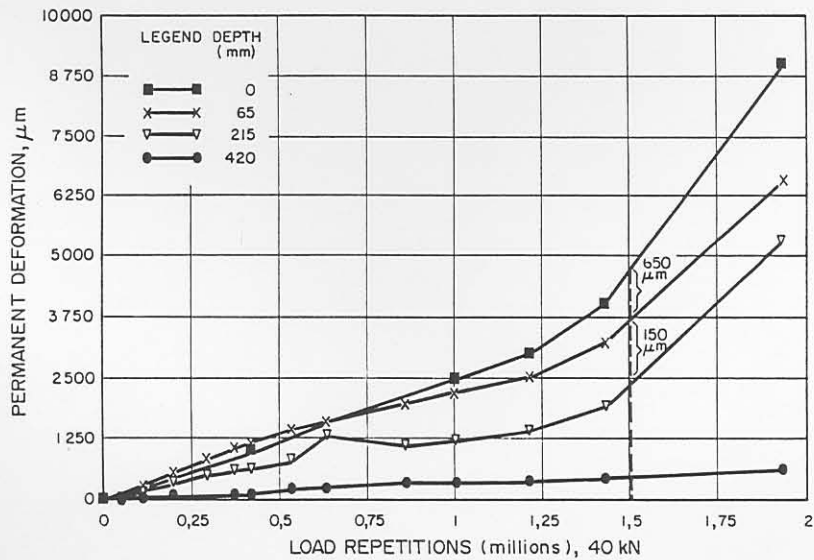
PERMANENT DEFORMATION AT DIFFERENT DEPTHS AT VARIOUS STAGES OF TRAFFICKING ON HVS TEST SECTION 260A4 (ROAD 1932, ROOIWAL)



(a) MDD 4



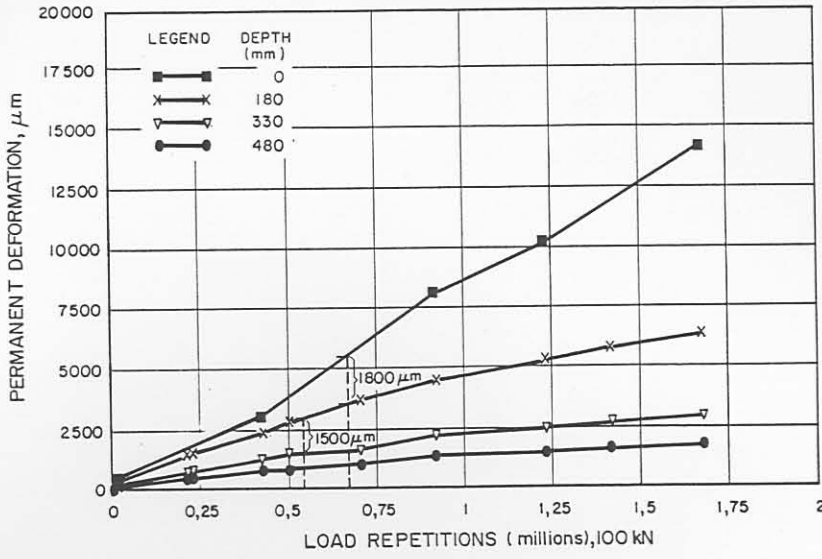
(b) MDD 8



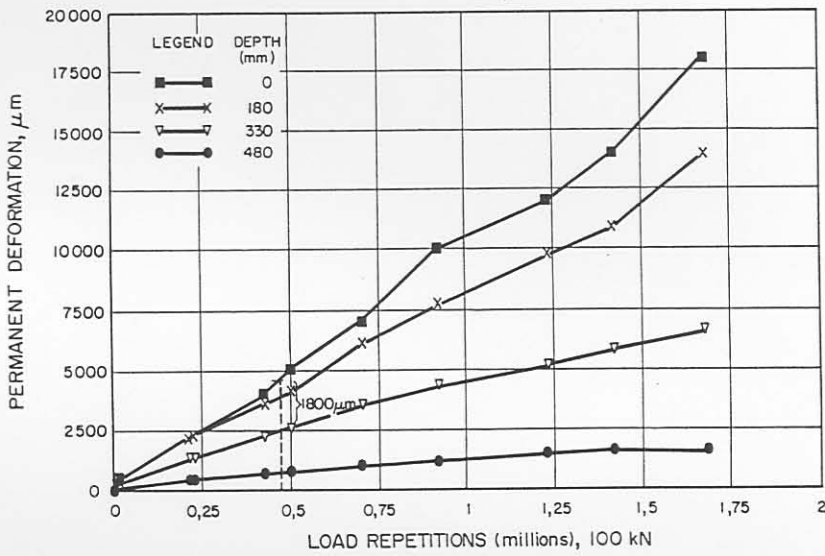
(c) MDD 12

FIGURE B.2

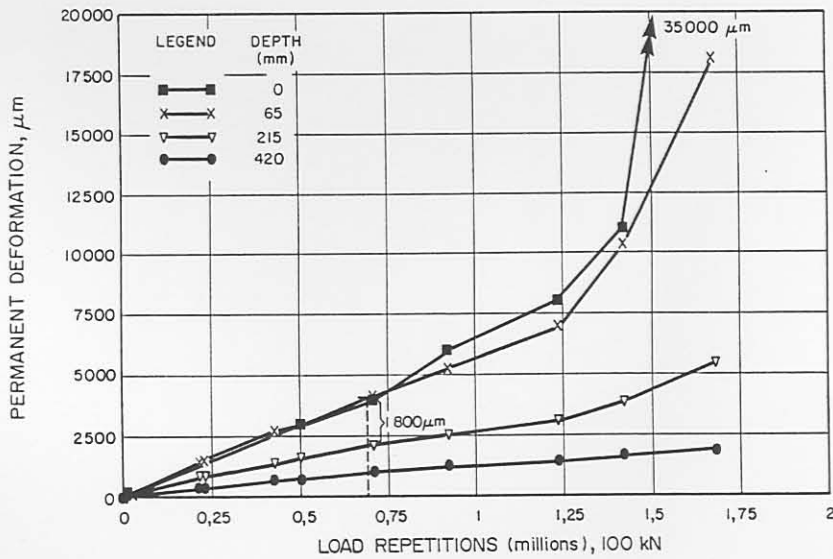
PERMANENT DEFORMATION AT DIFFERENT DEPTHS AT VARIOUS STAGES OF TRAFFICKING ON HVS TEST SECTION 275A4 (ROAD 1932 BOOIWAL)



(a) MDD4



(b) MDD8



(c) MDD12

FIGURE B.3

PERMANENT DEFORMATION AT DIFFERENT DEPTHS AT VARIOUS STAGES OF TRAFFICKING ON HVS TEST SECTION 294A4 (ROAD 1932, ROOIWAL)