




GROOT CONSTANTIA

THE WINE CELLAR



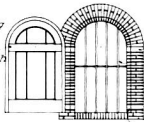
Detail at A'
Mole bow corona increases to meet pediment and cymatium decreases. The bed mould is unchanged.

Plaster relief on pediment by Anton Anreith
The figures have an average projection of 1".
Drapery wall not part of original design.



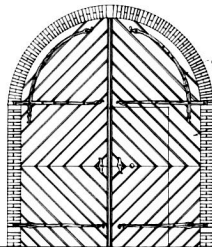
Wood lintel
originally brick on edge

Note Unusual meeting of mullion and styles
This also occurs in the door frames which are constructed on the same lines



Stone
15 1/2 x 12 1/2 inches

2 1/2" x 4" Check for shutters



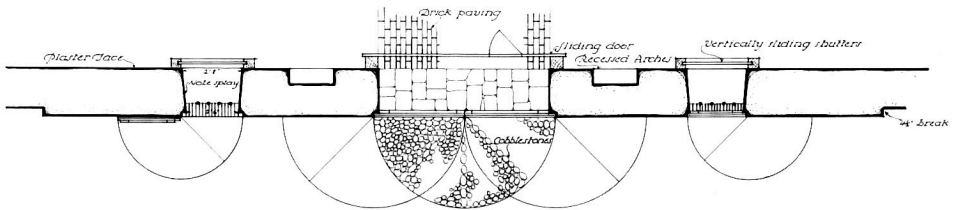
Cast-iron
2 1/2" x 1 1/2" hinges

Boarding



Boarding

ELEVATION



PLAN

From Measured Drawings by
J. B. G. G. G.
Schubert date