


# FORESTRY AND AGRICULTURAL BIOTECHNOLOGY INSTITUTE



FUTURE FORESTS AND FOOD



## BIENNIAL REPORT 2007/2008

The Forestry and Agricultural Biotechnology Institute (FABI) is located on the campus of the University of Pretoria. The primary objectives of the Institute are to:

- Promote the broad field of plant biotechnology through an interdisciplinary approach and with close linkage to a wide range of academic departments
- Undertake research of the highest possible calibre, while at the same time providing short and longer term benefits to the forestry and agricultural sectors of South Africa
- Establish partnerships with industries linked to agriculture and forestry, both nationally and internationally, to produce new and improved products and thus to promote competitiveness in trading
- Promote the education, particularly of South Africans, in the fields of forestry and agriculture

The association of FABI with the University of Pretoria, one of the largest residential University in South Africa, provides access to a wide range of human and technological resources. Currently, academic staff and postgraduate students from research programmes in the Departments of Biochemistry, Plant Science, Genetics, Microbiology and Plant Pathology, Zoology and Entomology and Plant Production are associated with FABI. This affords FABI the opportunity to build future resources in biotechnology which will be crucial to the future of forestry and agriculture in South Africa.

In every way, FABI represents an amalgamation of a tremendous base of expertise in forestry and agriculture from different universities and research organisations in South Africa and other countries through our collaborations. The Institute has been operational since 1998. This document represents the sixth FABI biennial report covering the period from May 2007 to May 2009.

**Forestry and Agricultural Biotechnology Institute (FABI)**

University of Pretoria

PRETORIA

0002

Tel: +27-12-420 3938

Fax: +27-12-420 3960

E-mail: [Mike.Wingfield@fabi.up.ac.za](mailto:Mike.Wingfield@fabi.up.ac.za)

WWW: <http://fabinet.up.ac.za/>

**Compilation, layout and design by TA Coutinho**

**Front page design: Jolanda Roux**




**Forestry and Agricultural  
Biotechnology Institute  
*FUTURE FORESTS and FOOD***

## **CONTENTS**

	<b>Page</b>
<b>FABI team photograph</b>	<b>3</b>
<b>Director's report</b>	<b>4</b>
<b>Research reports</b>	<b>5</b>
<b>Sabbatical Visits</b>	<b>24</b>
<b>Services</b>	<b>25</b>
<b>Awards</b>	<b>28</b>
<b>Workshops &amp; Conferences</b>	<b>32</b>
<b>Publications 2007-2009</b>	<b>35</b>
<b>Seminar presentations</b>	<b>47</b>
<b>FABI team 2007-2009</b>	<b>49</b>
<b>Management</b>	<b>57</b>
<b>Some social highlights in FABI 2007/2008</b>	<b>58</b>
<b>Sponsors of research</b>	<b>62</b>

# FABI TEAM

This photograph includes those members of the team available on 19/01/2009.



## **1<sup>st</sup> Row**

Lunghile Mthombeni, Tsholofelo Mojela, Valentina Nkosi, Donald Chungu, Linda Ndove, Fahimeh Jami, Bernice Porter, Lydia Twala, Jolanda Roux, Mike Wingfield, Marieka Gryzenhout, Noelani v/d Berg, Marcelle Vermeulen, Irene Barnes, Dina Paciura, Waheed Mahomed, Vuledzani Muthelo, Matsepo Taole.

## **2<sup>nd</sup> Row**

Grieta Mahlangu, Kershney Naidoo, Karl Kunert, Olga Makhari, Erika v/d Walt, Rene Sutherland, Febe Wilken, Juan Vorster, Vivienne Clarence, Juanita Engelbrecht, Rose Visser, Helen Doman, Anna-Maria Oberholster, Michael Mbenoun, Mahdi Ziaratnia, Eva Muller, Rosita Endah, Magriet v/d Nest.

## **3<sup>rd</sup> Row**

Chrizelle Beukes, Babalwa Mbebe, Jenny Hale, Amelia Keyser, Qaqamba Mapatwana, Osmond Mlonyeni, Gerda Fourie, Berhanu Fenta, Ronishree Naidoo, Sanushka Naidoo, Therese de Castro, Eunsung Oh, Pritty Khumalo, Draginja Pavlic, Fanus Venter, Natalie v Zuydam, Ancel Stewart, Carrie Brady, Rachel Chikwamba, Brenda Wingfield, Annie Chan.

## **4<sup>th</sup> Row**

Gudrun Dittrich-Schroder, Renate Zipfel, Martha Mahlangu, Shuaifei Chen, Martin Coetzee, Izette Greyling, Teresa Coutinho, Emma Steenkamp, Liesl v/d Linden, Elsie Cruywagen, Nicky Creux, Briar Harmer, Simon Martin, Lieschen de Vos, Quentin Santana, Ryan Nadel, Mpho Mbonani, Eric Birkholz.

## **5<sup>th</sup> Row**

Barbara Ros, Marc Bouwer, Jeanne Korsman, Anh Tuan Duong, Lorenzo Lombard, Alvaro Duran, Darryl Herron, Johan v/d Linde, Tania Weller, Divine Shyntum, Donovan Porter, Heidi Roos, Wubethu Bihon, Ariska v/d Nest.

## **6<sup>th</sup> Row**

Carl Roux, Marelize van Wyk, Antoinette van Schalkwyk, Urte Schluter, Endale Gebre, Wilhelm de Beer, Markus Wilken, Francois Boshoff, Pieter de Maayer, Albe v/d Merwe, Priyen Pillay, Duncan Newman, Bernard Slippers, Gilbert Kamgan.

## **7<sup>th</sup> Row**

Stefan Nesor, Nicky Olivier, Brett Hurley, Martin Ranik, Michael Fischer, Steven Hussey, Gert Marais, Hardus Hatting, Barry Christie, James Mehl, Didier Begoude, Zander Myburg, Ronald Heath Dave Berger.

# DIRECTOR'S REPORT

This issue of the Biennial Report of FABI might well be considered our Birthday Issue. I say this because FABI celebrated its 10<sup>th</sup> Anniversary in 2008. And it was particularly pleasing that we were able to do so in the same year that the University of Pretoria celebrated its 100<sup>th</sup> Anniversary. So 2008 was an amazing year for us in many ways, especially in allowing the FABI team to reflect on an incredible first ten years. Perhaps more importantly, to also look ahead to our next decade leading the charge to uplift research and education in the broad plant sciences in South Africa and globally.

FABI has achieved so much in little more than ten years that it is difficult to capture the essence of these accomplishments. The Institute began with the core intention of bringing together committed researchers working in the broad field of plant biotechnology and plant health. In effect it provided a voluntary bridge for academics from different departments including Microbiology and Plant Pathology, Zoology and Entomology, Genetics, Biochemistry and Plant Production. The initial group included academics with experience in all of these fields, but all working on forest health related topics. The challenge was to grow the founding core, but also to draw in others interested in being part of a multi-disciplinary team that would benefit from the synergy that can arise when people with different interests come together. And what a success this has been! From a group of about 55 mainly post graduate students, the FABI team has grown to include about 180 academics, post graduate students and a small core of technical and administrative assistants.

Growth in numbers and success are two very different matters. In terms of the former metric, FABI has grown amazingly. We have reached our capacity in terms of the space we occupy. But what of our success in the more important areas of education, research outputs and community services? Here I am happy to report that we have also been enormously successful. In just ten years 117 M.Sc. and 70 Ph.D. students have graduated from projects that form part of FABI. We have produced some 500 publications in ISI listed journals and here we have also worked actively to "lift the bar" and publish in journals of increasingly higher impact. Adding to this, we have consistently grown our external grant support which provides the core funding for all of FABI's research. Very pleasingly, FABI and FABIANS have been the recipients of many awards and accolades such that they are far too numerous to mention in this brief introduction.

In order to appropriately mark the occasion of FABI's tenth anniversary, we held a major colloquium followed by a gala dinner on 14 May 2008 for our stakeholders and colleagues. The focal theme of the colloquium was designed to highlight the activities of the seven Centres of Excellence established by the Department of Science and Technology (DST)/ National Research Foundation (NRF). The choice of this theme emerged from the fact that FABI houses one of these Centres, the DST/NRF Centre of Excellence in Tree Health Biotechnology (CTHB), and that the activities of the CoE's had never previously been presented at a single forum. The fact that the CoE's are led by a cohort of highly recognized scientists made for a fabulous occasion and one that importantly highlighted Science Excellence, which is also the keystone focus of FABI.

As part of the FABI tenth anniversary celebration, the FABIANS produced a fifteen minute long DVD covering

highlights of our first ten years. This DVD is available on the FABI Web Site and I hope that you will take the time to see it. Many interesting facts emerged from putting together the DVD and interesting comments made by some of the students were captured for posterity. I rather liked the comment that Prof. Dave Berger made to the effect that "we are currently sequencing our favourite genes but we are rapidly moving to sequencing our favourite genomes". This is so true with various FABI projects now focused on genome sequencing and the genomics that comes with these projects.



One of the great successes of FABI lies in the interdisciplinary nature of the group and the ease with which we are able to interact intellectually. Our students attend seminars that cover an unusually large diversity of topics. This means that techniques and ideas are shared in a seamless fashion and we have truly captured the strength of the so-called "intersections" that Johannsen speaks of in his remarkable book "The Medici Effect". On the FABI DVD, Brenda Wingfield talks of the power of the interdisciplinary team that makes FABI so effective. Many academics now believe that FABI presents an intriguing model that can be used to integrate disciplines at a University without necessarily collapsing departments and core disciplines. I am sure that we will have more to say about this topic in coming years.

In my view, one of the most important pillars of strength of FABI is the multicultural nature of the group. Students at FABI come from many countries of the world and on any one day, 30 or more languages are spoken in the Institute. This integration of the cultures brings tremendous strength through challenging what might be considered the normal boundaries of interaction and also through global networking. I again refer to the power of the intersections and how these bring new and innovative thinking and growth.

FABI's tenth year was also the year in which we needed to undergo our second five year review. Such reviews are mandatory at the University of Pretoria and they allow for self analysis and also for benchmarking against like programmes elsewhere in the world. The outcomes of the review were excellent with a strong focus on some of the most important accomplishments of the Institute and its members. But there were also strong recommendations for improvement and these now form the roadmap for the coming five years. Once again, the FABI team came out of its review, mindful of how important external review is to future growth. I say this also recognizing that preparation for such a review requires tremendous effort and it is also humbling to have to receive not only compliments but constructive criticism.

FABI has grown remarkably during the course of its first ten years, and we now look ahead with enthusiasm to further growth in the pursuit of research excellence. Achievements seldom emerge from the achievements of individuals but rather from the efforts of groups of exceptional people. In this regard, FABI also recognizes its stakeholders and sponsors, without whom we would certainly not be able to achieve our many goals. Many thanks to you all!

**Mike Wingfield Ph.D. (Minnesota), FRSSA, ASSAf  
Mondi Professor of Forest Pathology, Director of FABI, the Tree Protection Co-operative Programme (TCP) & The DST/NRF Centre of Excellence in Tree Health Biotechnology (CTHB)**

# RESEARCH REPORTS

## Centre for Applied Mycological Studies (CAMS)

**Research Leader:** Dr Gert Marais

**Research Team:** Ms Magda Fouché  
Ms Babalwa Mbebe  
Ms Annelie Lübben

### Objectives of the research programme:

- Building collaboration between FABI and CSIR Biosciences
- Promoting mycological research in South Africa
- Exploiting the fungal culture collections of FABI and CSIR for value added products in the agricultural, food, medical and industrial fields
- Understanding the role of fungi and their mycotoxins in food and feed processing in South Africa
- Promoting mycology as a research discipline through education

### Highlights of research:

One of the objectives of CAMS is to document South Africa's fungal biodiversity and apply this knowledge to the benefit of the economy of the country. An example of this is the recent licensing of the production of the blue cheese flavour to a company in Stellenbosch. The fungus that is used in this process was isolated in South Africa and originated from a food source in the Northern Cape Province. In a separate project, 280 fungi from the CSIR and FABI culture collections were screened for flavour production. Confirmatory analytical tests on two *Penicillium* species from this collection have shown that they are capable of producing methoxy-pyrazines, which resembles the green pepper flavour. This is the first report that these fungal species have this ability. Recently, 10 new fungal species and a genus of the Botryosphaeriaceae from indigenous *Acacia* trees in southern Africa were found during an MSc study in CAMS. To our knowledge, this is the biggest find of this group of fungi in a single study and on a single plant host, namely, *Acacia mellifera*. This is also further evidence of the richness of the fungal biodiversity in South Africa, which is vastly underexploited to date.



**Retted fibre of *Hibiscus cannabinus***

A study on the phylogenetic relatedness of isolates of the fungus, *Phoma sorghina*, has thus far produced startling results, showing that isolates from sorghum and millet, as well as indigenous trees from southern Africa, form a distinct clade when compared to other closely related *Phoma* species. Results also indicated that the ability of this fungus to cause onyalai, a blood disease among certain people in southern Africa, is not conserved in any of the sub-clades among southern African isolates. These findings suggest that *P. sorghina* isolates in southern Africa are not host specific and

is likely distributed without any preference between food crops and indigenous plant hosts.



**CMW Culture Collection**

CAMS has been involved in a project to investigate the migration and distribution of fungi and their mycotoxins in the maize milling system in South Africa. Six of the commercial maize mills have been sampled and the levels of fungi and mycotoxins were monitored from the grain silo to the various fractions such as super maize meal, special maize meal, braaipap, samp, and hominy chop. Results indicated that maize products deriving from the flouy endosperm and hull of the maize kernel, such as special maize meal, flour and chop are high risks to contain high levels of fungi and their mycotoxins. It has also been shown that storage fungi increase significantly during the milling process that can have an influence on the shelf life of maize products.

The production of kenaf is done by using the plant, *Hibiscus cannabinus*, and putting the stems through a retting process to separate the fibres. A dry retting process was developed for the kenaf industry in South Africa by using a fungus that was isolated from nature. Results showed that the quality of the retted fibres seems to be the same as obtained elsewhere in the world.

# Cereal Genomics

## Molecular genetic mechanisms involved in host resistance to pests

**Research Leader:** Prof AM Botha-Oberholster

### Objectives of the research programme:

The research aim is to increase the current understanding of the genetic mechanisms involved in host defence (*Triticum aestivum* L., bread wheat) against *Diuraphis noxia* Mordvilko (Russian wheat aphid, RWA). In the programme we assess the super family of resistance (R) and defence related (DR) gene sequences applicable to insect resistance in wheat. To achieve this we address the following issues:

- Isolate, characterize and study the genes/pathways involved in host resistance.
- Study the evolutionary development of RWA biotypes.
- Development of a marker system for mass screening of breeding material.
- Map selected *Dn* resistance genes with the long-term objective of map-based cloning of these resistance genes.

### Highlights of research:

The aim of the project is to provide a DNA-based marker system with high-throughput capabilities; that is background non-specific, "gene" based and trait-linked. We also strive to provide the wheat community with scientific information on the Russian wheat aphid-plant interaction, and Russian wheat aphid biotype differences. In order to achieve these goals we studied the wheat-Russian wheat aphid interaction and Russian wheat aphid biotypes. To date we have identified 280 genes that are important in the cereal host, as well as eliciting agents in the Russian wheat aphid. A complete breakdown in RWA resistance was reported in the USA, and eight new biotypes were identified. A new SA biotype has also been reported for South Africa. Tugela*Dn2* and Gamtoos*Dn7* (cv. 98M370) are reported to be the only resistance lines with some expressed resistance/tolerance to the new RWA US biotypes. However, when screening a total of 71 genotypes, we found that *Dn2* provided only low to intermediate resistance to the South African Mutant biotype (*i.e.* biotype that developed after selection pressure on *Dn1*), whereas resistance against this biotype was still conferred by the *Dn5* and *Dn7* resistance genes. Results indicated that the South African biotypes differ significantly from the US biotypes on genomic and transcript level, although the virulence factors are proteins in both cases. It was also found that these eliciting proteins differ in size and was probably the result of a duplication event. We have also found that *Diuraphis noxia*, unlike some other *Diuraphis* species, contain only one endosymbiont (*Buchnera aphidicola*) and that regulation via a stemloop structure may enable divergence into new biotypes and breakdown in resistance in the field. Results using

transcript profiling (*i.e.* Affymetrix wheat array analyses consisting of 55,000 genes and cDNA-AFLP profiling) showed that the defence responses elicited by the different RWA biotypes are very specific, and that different resistance strategies/defence pathways are used during host defence according to the different *Dn* resistance genes. In our studies, it was found that although the different resistant genes (*i.e.* *Dn1*, *Dn2*, *Dn5*, *Dn7*) share common pathways, divergent defensive strategies/pathways are also involved. We were able to identify some of the key genes involved in the divergent pathways that are associated with the known respective modes of resistance (*i.e.* antibiosis, antixenosis and tolerance). During 2007/2008 a new technology (*i.e.* viral induced gene silencing, VIGs) has been introduced that enable us to silence genes *in vivo*. To date, we successfully confirmed the involvement of two genes in resistance against the Russian wheat aphid, and thus, we now have a tool to determine whether our previously identified genes are directly or indirectly responsible in conferring resistance to the different RWA biotypes and associated with which of the respective RWA resistance genes (*i.e.* *Dn1*, *Dn2*, *Dn5* and *Dn7*). If confirmed, these genes can be applied for mass screening of lines with "desirable" agronomic- and -resistance traits. Although we are already able to screen wheat lines using high throughput technology, the costs involved in using our present system are high and thus, our future efforts will be directed at decreasing the cost, while still maintaining the same level of accuracy.



Anna-maria Oberholster-Botha in a Triticale field (left) and a typical wheat field infected with the Russian wheat aphid (right)

# DST NRF Centre of Excellence in Tree Health Biotechnology (CTHB)

**Director:** Prof Mike Wingfield

**Programme manager:** Prof Brenda Wingfield

**Project leaders:** Prof Teresa Coutinho  
Prof Pedro Crous  
Prof Jolanda Roux  
Prof Bernard Slippers  
Prof Wally Marasas  
Dr Emma Steenkamp  
Dr Gert Marais  
Mr Brett Hurley

## Objectives of the research programme:

The CTHB has a focus on Tree Health and the application of Biotechnology to reduce the impact of pests and diseases that threaten indigenous trees in South Africa.

## Highlights of research 2007/2008:

The CTHB has become a fully functional and highly visible Centre of Excellence. This has been achieved through a great deal of effort and realignment of original plans, but it has also been a positive and effective experience. The CTHB now has its full complement of staff. A significant number of students and projects have been identified and established. In forming the CTHB, there has already been an exciting shift in research focus within FABI. This has already resulted in, and it will continue to deliver additional research capacity and knowledge production in the next 5 year term.

Although not initially anticipated, establishment of the CTHB has resulted in a new and unique research initiative in South Africa. With a focus on the health of native trees, an opportunity has arisen not only to consider a biologically important issue, but also to promote a national understanding of microbial biodiversity. This has been an entirely overlooked area, clearly exemplified by the publication of the new Biodiversity Act, which entirely ignored microbes. Students who have been assigned to the CTHB have shown a remarkable excitement for this new venture, which will clearly lead to the education of top class scientists in crucially important areas of science. While the CTHB has emerged as a Centre of Excellence rather different to that initially anticipated, it appears that this new focus is enormously positive.



**Boobab tree in Limpopo Province**

An unexpected outcome of the development of the CTHB has been the discovery of an unprecedented number of new species of fungi. Having a research focus in previously poorly studied niches we had expected to discover a number of fungi new to science. What has however, been surprising is the large numbers of these previously undescribed fungal species. This serves to highlight the value of these kinds of studies and the fact that Southern Africa has a huge amount of biological diversity much of

which has never actually been studied. The opportunities in terms of understanding the biodiversity of these niches in this respect are enormous and the research within the CTHB should be able to take full advantage of these discoveries. A core focus of the CTHB is in education and capacity building for the Science System of South Africa. Very substantial progress has been made in this regard. One of the unique and exciting elements in this regard is the very multi-disciplinary nature of the research that is being conducted by students in the CTHB. The Centre will clearly provide outstanding and well-trained students in many different disciplines relating to biology in the future.



**Francois van der Walt in front of a dying camel thorn tree**

Knowledge brokering, public engagement and involvement in national issues relating to biological sciences in South Africa represent key areas of activity for the CTHB. Team members are deeply involved in all of these areas, and substantial time is spent extending outputs and expertise of the group to the public as a whole. Involvement in national issues such as those relating to the development of regulations, to govern the movement of Alien Invasive Pathogens, represents key activities. Furthermore, involvement in initiatives to promote science education and research in South Africa, for example through the National Science and Technology forum, are also included in the activities of team members.

The CTHB has been in existence for 5 years. The initial uncertainty and challenges have been overcome and there is a real sense that the Centre is now fully established. Perhaps the best evidence for this is that research outputs from projects initiated with the starting of the Centre are now appearing in the international literature. Students are graduating and the Centre already has a significant national and international footprint.





**DST-CTHB Board**

**Front row left to right:** Prof Diana Six (University of Montana, USA), Dr. Eddie Mwenje (National University of Science and Technology, Zimbabwe), Prof Robin Crewe (Vice Principal (Research) UP), Mr. Mike Edwards (Forestry SA) and Ms. Jenny Hale (Administrator, UP)

**Back row left to right:** Prof Mike Wingfield (Director: CTHB), Mr Joseph Tshikomba (DST), Prof Anton Ströh (Dean: Faculty of Natural and Agricultural Sciences, UP), Prof Brenda Wingfield (Programme Manager: CTHB), Mr. Bheki Hadebe (DST), Mr. Gerald Moolman (NRF) and Coert Geldenhuys (Forestwood CC)

**MRYE outreach programme**

Two of the five Key Performance Indicators of the DST/NRF Centre of Excellence in Tree Health Biotechnology (CTHB) programme are “knowledge brokerage” and “service rendering”. In order to perform in these areas the CTHB has engaged with a variety of student and science outreach groups. In particular the CTHB has supported a special outreach project since late 2005 - the MRYE (Mpepu Rural Youth Encouragement) Outreach Programme.



**MRYE group**

This initiative was started by a group of inspired and enthusiastic 3<sup>rd</sup> and 4<sup>th</sup> year students led by Samukelo Vilakazi at the University of Pretoria, all of whom come from disadvantaged rural backgrounds and were aware of the problems of poverty, poor education and deprivation facing these learners in the rural areas. This group has grown to include students from the faculties of Natural Sciences and Agriculture, Commerce and Marketing, Humanities and Law as well as students from other Higher Education Institutions. The group’s mission – “An educated nation = a well informed nation”- is to spread the message that education provides the key to enable hard-working learners to rise above their personal situations. With some support from the CTHB, they have sought to open up opportunities for learners to continue with tertiary education, at HEI’s all over the country and so to embark on successful careers.

Over the four year period (late 2005-end of June 2009) during the January, April and July University holidays, the MRYE group have visited schools in rural areas in Kwazulu-Natal, the Eastern Cape, Limpopo & Mpumalanga and North-West Province. These longer visits have been sponsored by the CTHB. In addition they have paid a number of self-sponsored Saturday visits to schools and community centres to areas closer to Pretoria.

The response from the schools to this programme has been very enthusiastic with many schools requesting annual visits. In many ways the MRYE group represent South Africa’s future.

**SCIFEST 2007**

March 19<sup>th</sup> saw the start of a very productive science communication rally, where 8 FABI delegates undertook the journey to Grahamstown for the 2007 Sasol SciFest. Marked as the international year of the polar bear with many featured aspects concerning climate change, this SciFest promised to be action packed, allowing young and old the opportunity to mingle with some of the most renowned national and international scientists. Aply themed “Make Science Count”, Sasol SciFest boasted its eleventh successful year. With some 40 000 visitors over the seven day festival, there was something for everyone. This included understanding the controversy of a long standing feud between the South Africans and the Australians, this time not on a cricket pitch. It also included understanding the dynamics behind such things as the planned Square Kilometer Array, the largest radio telescope bid; jet-fuelled rockets; and a Bone Woman.



**Activities at SCIFEST**

The CTHB exhibition was hosted on the first floor of the 1820 Settler’s Monument building. Efficiency lay in the quick assembly of the display with minimum effort and a great output. The “forest” had taken shape and featured what was to be the talk of the Festival – “The Green Broccoli Head”. “Keeping trees Healthy” provided the draw card allowing the exhibition to have a universal appeal. The team was very eager to meet the various contributors and view the many exhibitions. The “Meet and Greet” afforded the perfect opportunity for us to network and relax after a long day. SciFest had an extremely well organized team to cater for our every need. “It’s all about the Science, baby”, read the caption of the first edition of the *SciCue*, the local publication covering SciFest. This encapsulated the start of SciFest perfectly, and it was all systems go with a stampede of enthused scholars. Our popular “Mrs. Broccoli Head” made her way into the press, featuring in that edition of *SciCue*.

“Do you see what I see?” was a crazy insight into the mind of an excellent physicist, Dr Gillian Arendse. He presented workshops daily as well as a featured evening lecture demonstrating the physics of music and his enthusiasm to encourage young minds to explore the theories and prove or disprove them as they wished. Carbon foot printing was a hot topic of discussion, fuelled by Dr Maggie Aderin-Pocock. Esteemed “instrumentalist”, Maggie had one questioning the lifestyle choices that we all make, leaving the audience with an unsettling message: “Tomorrow’s climate is today’s challenge! And that is everybody’s problem!”

# CERC-FABI *Eucalyptus* Protection Programme (CFEPP)

**Research leader:** Dr XuDong Zhou

**Research team:** Prof. Mike Wingfield  
Prof. YaoJian Xie (CERC, China)  
Prof. Jolanda Roux  
Mr. Zhihua Wu (CERC, China)

## Objectives of the research programme:

- To study *Eucalyptus* diseases and pests threatening plantation development in China
- To understand the biology and spread of these pests and pathogens
- To screen *Eucalyptus* hybrids tolerant to the most important diseases
- To train young researchers working on tree health
- To establish a model for the cooperation between South Africa and China
- To serve as the *Eucalyptus* health authority there in the long run

## Highlights of research:

### Signing of MOU

FABI and CERC (China Eucalypt Research Centre) have built a sound research linkage through exchange visits and inter-governmental agreements. In December of 2006, a Memorandum of Understanding was signed at the South China Experiment Nursery (CERC's national nursery) by Mr. JieFeng Liu (Director of CERC) and Prof. Mike Wingfield (Director of FABI), launching the official cooperation between two organizations and CFEPP.



**Mike Wingfield, XuDong Zhou and postgraduate students undertaking a disease survey in GuangDong Province, China**

### Disease surveys

*Eucalyptus* plantations, with very limited clones, have developed tremendously in South China in the past twenty years to meet the needs of rapid growth of national economy, perhaps at the fastest rate in the world reaching around 3 million ha by the end of 2008. Despite the fact that they threaten long term sustainability of the industry, very little work has been conducted on diseases and insect pests of *Eucalyptus* plantations in the country. The CFEPP team have, therefore, taken the lead and conducted a number of *Eucalyptus* health surveys in the major plantation areas including GuangXi, GuangDong, HaiNan and FuJian in the past two years. The most obvious stem diseases encountered are bacterial wilt caused by *Ralstonia solanacearum*, stem cankers caused by *Chrysosporthe cubensis*, *Kirramyces zuluensis*, as well as species of *Botryosphaeria* and a *Ceratocystis* sp. Leaf and shoot diseases are also important and the more important pathogens include *Kirramyces destructans*, *K. epicoccoides*, *Quambalaria pitereka* as well as species of *Cylindrocladium*, *Mycosphaerella* and *Pilidiella*.

### Capacity building

The CFEPP team secured the very first key project between South Africa and China for quite substantial funding working on *Eucalyptus* health in 2007. In 2008, CFEPP again secured a significant grant and purchased the state-of-art ZEISS IMAGER microscope.



**Jolanda Roux training postgraduate student at CERC**

### Student training

CFEPP considers training young researchers as a crucial part the programme. In the past two years, two full-time Ph.D students, Shuaifei Chen and XinTao Mou joined the team.



**XuDong Zhou delivering a national TV lecture on eucalypt health in the State Forestry Administration, Beijing**

# Eucalyptus Pine Pathogen Interactions (EPPI)

**Research leader:** Dr Sanushka Naidoo

**Collaborators:** Prof Dave Berger  
Prof Zander Myburg  
Dr Noelani van den Berg  
Prof Teresa Coutinho  
Dr Emma Steenkamp

## Objectives of the research programme:

The *Eucalyptus* Pine Pathogen Interactions (EPPI) Programme was initiated in 2007 with the aim of investigating the genomics and molecular biology of defense responses of forest trees to various pathogens. *Arabidopsis thaliana* is used to model plant-pathogen interactions in *Eucalyptus* or *Pinus* in order to understand and identify resistance mechanisms that can be manipulated in trees in future. We undertake a genomics approach to perform gene discovery in *Arabidopsis*, *Eucalyptus* and *Pinus*. The technology platforms employed (and planned) include microarrays, quantitative RT-PCR profiling, Illumina digital gene expression profiling (DGE), quantitative trait loci (QTL) mapping and expression QTL mapping (eQTLs). Reverse genetics approaches are undertaken to investigate the functional role of candidate defense genes in *Arabidopsis* using RNAi knockdown technology, T-DNA knockouts and over-expression strategies.

Our focus is on broad-spectrum resistance, which would provide resistance to various pathogens. In the forestry industry, horizontal resistance of forest trees to several pathogens may be desirable as the same tree species is often attacked by various pathogens in different geographic locations during its life span. The ultimate objective of EPPI is to identify candidate genes and regulatory sequences that can be used to improve the resistance of forest trees to threatening pathogens in future.

## Highlights of research:

### Understanding the defense response against bacterial wilt

*Ralstonia solanacearum*, the causal agent of bacterial wilt disease, infects a range of hosts including tree species of the genus *Eucalyptus*. We have been modeling the interaction between a *Eucalyptus* isolate of *R. solanacearum* and the host using *Arabidopsis thaliana*. *Arabidopsis* ecotype Col-5 was shown to be susceptible to a *Eucalyptus* isolate of *R. solanacearum*. Microarray expression profiling of 5000 *Arabidopsis* unigenes revealed 140 genes responding to infection by the bacterial wilt pathogen compared to uninfected plants (Naidoo et al., manuscript submitted). Bioinformatic comparison of *Arabidopsis* Affymetrix expression profiles using the Rank Correlation Comparer tool (RCC) suggest that *R. solanacearum* induces similar responses to infection with the bacterial pathogen *Pseudomonas syringae* pv. *tomato* and the fungal pathogen *Botrytis cinerea*, and the abscisic acid signaling pathways appeared to be operating in response to bacterial wilt. In accordance with previous findings, the MeJA and ethylene signaling pathways appear to be induced by *R. solanacearum* infection.

In previous work supervised by Prof Dave Berger, Mrs Joanne Fouché-Weich showed that the *Arabidopsis* ecotype Be-0 was susceptible and ecotype Kil-0 was resistant to a *Eucalyptus* isolate of *R. solanacearum*. A subsequent study profiling the whole *Arabidopsis* genome using plant material challenged with *R. solanacearum*, revealed thirteen candidate genes which were induced to high levels early on in the resistant interaction compared to the susceptible interaction (Naidoo, PhD thesis). These genes are potential candidates to provide resistance against *R. solanacearum* in *Arabidopsis* and could serve as long-term targets for manipulation in *Eucalyptus*. One gene in particular, a member of the peroxidase gene family, has previously been implicated in defense against a range of pathogens. Currently, Ms Therese de Castro is testing this candidate gene to determine its role in defense against *R. solanacearum* in *Arabidopsis* using T-DNA knock-out and over-expression transgenic lines.

### Development of tree pathosystems and gene discovery

In order to perform expression profiling experiments on *Eucalyptus* hosts, reliable infection systems are needed. Ms Ronishree Naidoo is in the process of setting up a pathosystem between *Eucalyptus* and *R. solanacearum* in order to understand and characterize the response of

*Eucalyptus* to the bacterial pathogen. Additionally, Ms Febè Wilken in collaboration with Dr Noëlan van den Berg, is developing a pathosystem using *Eucalyptus* and *Phytophthora cinnamomi*. A comparison of the expression profiles elicited by both bacterial and oomycete pathogens will indicate whether there is overlap between the host responses to two different pathogens and allow the identification of candidate genes required for defence in *Eucalyptus*. We are at an exciting stage of gene discovery as the whole genome sequence of *Eucalyptus* is available for mining. Mr David de Veredicis is undertaking a bioinformatics study in order to facilitate the identification of candidate defence gene orthologs in *Eucalyptus* based on known defence genes in *Arabidopsis*.



Liesl van der Linden, Therese de Castro, Gareth Enslin and Sanushka Naidoo preparing *Arabidopsis thaliana* plants for inoculation with the bacterial wilt pathogen *R. solanacearum*

### Induced resistance in pine

Literature and plant trials suggest that biological and chemical inducers which result in systemic acquired resistance or induced systemic resistance may offer a degree of protection against various pathogens including *Fusarium circinatum* in *Pinus patula*. Ms Katrin Fitz is investigating the molecular basis of induced resistance in pine by profiling *P. patula* plants treated with an inducer that has potential to afford protection. In this way, it is expected that candidate genes important for conferring defence in *P. patula* can be identified.

# Forest Biotechnology Propagation of Pine Species

**Research Leader:** Prof AM Botha-Oberholster

**Research Team:** Mrs Anita Steyn

**Objectives of the research programme:**

- Supply the Komatiland Forest Research with a protocol for somatic embryogenesis using female gametophytes/immature embryos as explants.
- Evaluate changes at the genomic level in cell lines in culture/stored for extended periods.
- Increase the understanding of the development of somatic embryos through a comparative study of somatic and zygotic embryos. The research has focused on similarities and differences between somatic and zygotic embryos in terms of morphology, histology, biochemical and metabolic pathways.

**Highlights of research:**


Research in this programme represents a joint effort between Komatiland Forest Research and the University of Pretoria. It especially focuses on the propagation of several pine species of commercial importance. The study not only focused on protocol development, but also on understanding the difficulties as to why the success with the process is low in terms of commercialization. To date, a total of 37,185 somatic embryos (SEs) have been produced and delivered to KFL for planting in their nurseries/hedges. These somatic embryos were produced from 9 open pollinated *Pinus patula* lines and 70 control-pollinated *Patula* hybrids. All these lines are stored using cryopreservation and 19 of these cryopreserved lines already produced 3,990 plantlets. Recently KFL Research planted the first field trail with locally propagated SEs to compare the performance of SEs that were produced directly and after cryopreservation. Future research will focus on refining the cryopreservation of cell lines.



Sifiso Nzama, Anita Steyn and Dineo Makala in the tissue culture facility at Tweefontein, Sabie



Anita Steyn, Sifiso Nzama and Dineo Makala in the Tree Biotechnology nursery at Tweefontein, Sabie



Somatic embryos of *Pinus patula* produced from a cell line that was cryo preserved

# Forest Molecular Genetics (FMG) Programme: Tree Genomics and Biotechnology for Superior Wood and Fibre

**Research leader:** Prof Zander Myburg

**Research Team:** Dr Sanushka Naidoo  
Dr Noëlani van den Berg  
Dr Daleen van Dyk  
Mr Eshchar Mizrachi

## Objectives of the research programme:

Fast-growing forest tree plantations are an excellent renewable resource for wood, pulp, paper and bioenergy and hold great promise for the sustainable production of fibre and energy for future generations. The main focus of the Forest Molecular Genetics Programme is to study the molecular basis of wood fibre development and to develop biotechnology tools for the improvement of plantation tree species grown in South Africa. High-throughput molecular (genomics) technologies are used to:

- (A) **discover genes involved in fibre development** in trees,
- (B) **dissect the genetic regulation of pathways** that lead to wood formation,
- (C) **test the function of candidate fibre cell wall development genes** in model systems such as *Arabidopsis thaliana* and in trees,
- (D) **map and associate allelic variation in these genes with trait variation** in tree populations, and
- (E) **develop molecular breeding tools** (fingerprinting and trait-linked markers) for the genetic improvement of plantation forest tree (*Eucalyptus* and *Pinus*) species.

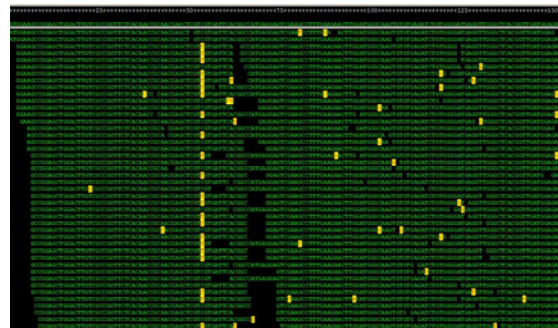
## Highlights of the research:



FMG Research Team 2008

### Transcriptome analysis:

Gene expression profiling in differentiating woody tissues (e.g. immature xylem, cambium and phloem) can be used to dissect the spatial and temporal regulation of genes and biochemical pathways in wood fibre development. In the past two years, we completed a study of the diurnal expression profiles of wood formation genes in *Eucalyptus* trees. Many aspects of carbon allocation into the main components of fibre cell walls (cellulose, hemi-cellulose and lignin) are regulated in a diurnal fashion and more than 200 candidate genes in regulatory and biochemical pathways were identified by this approach. In the past year, the emphasis of our gene discovery research has shifted towards whole-transcriptome sequencing and profiling in *Eucalyptus* trees. This exciting new development was made possible by the availability of new ultra-high-throughput (Illumina Genome Analyzer) DNA sequencing technology. In 2008, we embarked on the sequencing and deep expression profiling of the transcriptome of a fast-growing *Eucalyptus* F1 hybrid (*E. grandis* x *E. urophylla*) clone. To date we have produced more than two billion base-pairs (2 Gbp) of transcriptome sequence for this clone, which assembles into more than 17,000 putative transcript sequences with average length of approximately 1100 bp.



Transcriptome sequencing and profiling in *Eucalyptus*

**Genome mapping:** We have produced the first high-density (1 cM resolution) genetic linkage map for an F1 interspecific hybrid of *Eucalyptus* tree species (same hybrid clonal genotype being used for transcriptome sequencing). The genetic map contains more than 1000 genetic markers which will be used for the identification of trait-linked markers for a variety of physical and chemical wood property traits segregating in the F2 backcross progeny of the hybrid. The majority of the markers are Diversity Arrays Technology (DARt) markers which can be used to cross-link our genetic maps to the *Eucalyptus* genome sequence (see below).


### The *Eucalyptus* Genome Project:

We continue to coordinate and host the International *Eucalyptus* Genome Network (EUCAGEN, [www.eucagen.org](http://www.eucagen.org)). In 2007, EUCAGEN submitted a successful proposal to the US Department of Energy (DOE) to produce a complete genome sequence for *E. grandis*. The genome sequencing is being done at the DOE's Joint Genome Institute (JGI) in Walnut Creek, CA and an 8X draft of the approx. 600 Mbp genome should be completed by the end of 2009.



A window on fibre development

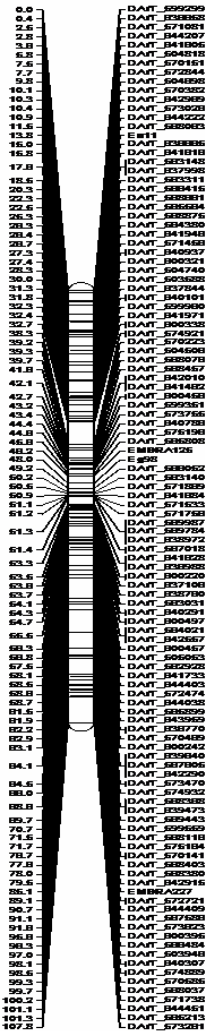
**Genetic regulation of cellulose biosynthesis:** Cellulose is the main component of fibre cell walls and its production in trees is a major biotechnology target. The transcriptional pathway that leads to cellulose production is an important regulatory component of wood formation. We have isolated the gene regulatory regions (promoters) of the cellulose synthase (CesA) genes of *Eucalyptus* trees and demonstrated their utility to drive transgene expression in the model plant *Arabidopsis*. By comparing the *Eucalyptus* CesA promoter sequences to those of the corresponding *Arabidopsis* and *Populus* CesA genes, we were able to identify cis-regulatory elements in these promoters that underlie their unique temporal, spatial and stress-responsive expression patterns. These sequences are now being used to identify upstream components (e.g. transcription factors) that regulate cellulose production in trees. The aim of this work is to characterize the transcriptional network that regulates cellulose production during fibre cell walls development in trees.



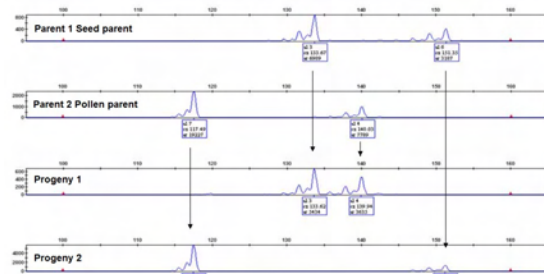
Expression of an *Eucalyptus* cellulose gene promoter in an *Arabidopsis* plant

**DNA fingerprinting and parentage analysis of trees:** Microsatellite or simple sequence repeat (SSR) markers are powerful tools that can be used to fingerprint closely related trees and support routine tree breeding activities. We have developed microsatellite marker panels for *Eucalyptus* and *Pinus* tree species grown in South Africa and used these in a

variety applications including clonal fingerprinting, detection of pollen contamination, and cross and selfing analysis in open and controlled crosses of *Eucalyptus* and pine trees.



*Eucalyptus* chromosome map



Parentage analysis in *Eucalyptus* using microsatellite markers

**Funding:** The research activities in this programme are co-funded by the University of Pretoria, Sappi, Mondi, the Technology and Human Resources for Industry Programme (THRIP) and the National Research Foundation (NRF). In addition, we have received a strategic grant from the Department of Science and Technology (DST) to support the development of a local *Eucalyptus* genomics research platform.

# Fruit Tree Biotechnology Programme

**Research leader:** Dr Noëłani van den Berg

## Objectives of the research programme:

The Fruit Tree Biotechnology Programme (FTBP), a programme of the Forestry and Agricultural Biotechnology Institute (FABI), represents a cooperative venture between The Hans Merensky Foundation and the University of Pretoria, to investigate avocado disease problems, especially Phytophthora root rot. In addition, the FTBP is also involved in banana research focusing on the unconventional improvement of Cavendish bananas.

## Avocado Research at FABI

In 2008 Westfalia Technological Services and FABI established a collaborative joint venture to complement the research objectives of a sustainable avocado breeding program. The specific research focuses on the understanding of disease tolerance/resistance of avocado rootstocks against *Phytophthora cinnamomi* to facilitate the development of superior avocado rootstocks.

The following objectives have been set:

- Understanding the avocado tolerance/resistance to Phytophthora root rot by identifying the host defence mechanisms in various rootstocks.
- Identification of the genes that control certain defence mechanism and the development of molecular markers to aid in the selection and screening of avocado rootstocks.

## Banana Research at FABI

In the past couple of years the research made a shift towards the unconventional improvement of bananas against pests and diseases. The group has made several significant contributions to Fusarium wilt research in the world with the financial support of the Banana Growers Association of South Africa (BGASA) and the THRIP and Thuthuka programmes. Apart from our research on banana gene mining, elucidating the banana defence response and banana transformation, the group has also completed an extensive population genetics study of the pathogen, *Fusarium oxysporum* f.sp. *cubense* (Foc). Research related to the isolation and identification of pathogenicity and virulence factors in Foc has progressed in our laboratory in order to design novel control strategies.

Research objectives for 2007 and 2008 focused strongly on identifying defence-related genes, and establishing a programme to introduce resistance into bananas against major pathogens and pests using unconventional biotechnological approaches.

The programme is now built on the following foundations:

- The identification and characterization of genes in banana involved in resistance to fungal diseases and insects.
- Establishing a banana transformation facility to introduce resistance genes into banana.

Substantial progress is being made by the Banana Research Program (BRP) and the group has continued to grow in the past few years and is recognized as a leading research group on Fusarium wilt of banana. We have successfully transformed banana with two genes, GT1 and NH1. The tissue-culture facility produces high quality plantlets throughout the year that are used for research purposes. The group has published two scientific articles in peer-reviewed journals and presented several posters and presentations at conferences.

## Highlights of research:

- A set of genes associated with defence in response to Fusarium wilt has been isolated using cDNA-AFLP.
- Expression profiles for at least 5 defence-related genes have been generated.
- The transformation facility is continuously multiplying banana tissue-cultured plantlets and transformation is also underway.
- The first set of transformed bananas with NH1 has been PCR-screened for the presence of the transgene.
- Putative *NH1* and transformants will be subjected to Southern blots in 2009 and will then be tested in glasshouse trials.
- An *Agrobacterium tumefaciens*-mediated transformation system was developed for *Foc* for the disruption of known or random genes.



Tissue culture banana plants in a hydroponic system (left)



Tanja Meyer loading a gel (right)



Ken Peg, Noëłani van den Berg and Jan van Niekerk examining an avocado tree for Phytophthora root rot

# Microbial Diversity & Evolution Research Programme

**Research leader:** Dr Emma Steenkamp

**Research Team:** Prof Wally Marasas  
Prof Brenda Wingfield  
Prof Mike Wingfield  
Prof Fanus Venter

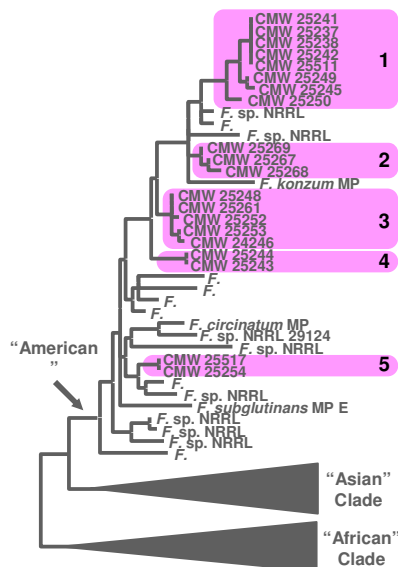
## Objectives of the research programme:

This research programme focuses on evolution and the processes determining the evolution of microbial species. At the species/population interface we examine the geographic and ecological distribution of extant bacterial and fungal species and/or species groups. For this purpose, we combine genomic and phylogenetic information with palaeontological data. As these studies are often severely affected by incomplete taxonomic sampling, we also explore the diversity of specific groups of bacteria and fungi in native South African environments with the aim of discovering new taxa. The processes that determine microbial evolution include horizontal gene transfer between related and unrelated taxa (especially in the case of bacteria), as well as hybridization, vegetative reproduction and sexual reproduction (in the case of fungi, for example). As a result, experiments typically involve conventional genetic methods such as controlled crosses, linkage mapping and the analyses of mutants. In some cases genomic data are also generated and analyzed.

## Some research highlights for 2007-2008:

### Identification of various novel *Fusarium* species associated with pine trees in Colombia

*Pinus* species are affected by a range of pathogenic fungi. A recent survey in Colombia revealed that the tissue of diseased pine seedlings and established plantation trees are colonized by diverse and novel *Fusarium* species in the *Gibberella fujikuroi* complex (GFC). Consistent with the contemporary ideas on the phylogeography of this complex, all of the Colombian isolates form part of the so-called "American Clade". The fact that these species also occur in sympatry (i.e. on the same host and in the same geographic location) widens the scope for further studying speciation in this group of important fungi.



Five new species in the "American Clade" of the *Gibberella fujikuroi* complex

### Discovery that many indigenous South African legumes are nodulated by *Burkholderia* species

The majority of the legumes that have been studied so far appear to be nodulated by members of the Rhizobiales (alphaproteobacteria). The fact that betaproteobacteria from the genus *Burkholderia* can establish a successful symbiosis with legumes has been demonstrated in 2003 for *Aspalathus carnosa* (a close relative of the rooibos tea legume *A.*

*linearis*). Since this discovery, a small number of *Burkholderia* species with symbiotic nitrogen fixing abilities have been identified, mostly from mimosoid legumes. In a study of the root-nodule bacteria associated with the enigmatic legume tribe Hypocalyptae, as well as legume genera in the related tribe Podalyriae, a number of additional *Burkholderia* lineages displaying this property were identified. These findings suggest that beta-rhizobia are capable of establishing nitrogen-fixing symbioses with a range of other indigenous non-mimosoid legumes.



*Hypocalyptus sorphoroides* flowers

### Other recent highlights:

- Development of a cost-effective approach for large scale microsatellite (simple sequence repeat) discovery in enriched genomic libraries using GS FLX pyrosequencing.
- Discovery of some *Fusarium circinatum* populations in South Africa are genetically distinct from other populations of this fungus.
- Identification of a vast diversity of *Fusarium* species, of which many are novel, associated with the malformed flowers of waterberry.
- Launch of the *Gibberella fujikuroi* complex comparative mitochondrial genome project.
- Discovery that indigenous members of the legume genus *Lebeckia* are nodulated by various alpha- and beta-rhizobia.



# Molecular Plant Pathogen Interactions

**Research leader:** Prof Dave Berger

## Objectives of the research programme:

- Describe mechanisms whereby plants defend themselves against pathogens.
- Produce genetically modified (GM) plants as a tool to study plant resistance mechanisms.
- Use DNA Microarrays as a tool in understanding plant function.

## Highlights of research 2007/2008:

### Genomics of quantitative disease resistance in African maize varieties

The project involves the identification of maize expression quantitative trait loci (QTL) that confer resistance to grey leaf spot (GLS) in maize. The principal investigator of this country-wide collaborative project is Prof Dave Berger of the MPPI group.

The research and field trials are being conducted in South Africa. Researchers from the Department of Plant Science, Forestry and Agricultural Biotechnology Institute (FABI), University of Pretoria and the Centre for Proteomic & Genomic Research in Cape Town are applying microarray technology to simultaneously compare all 44000 maize genes from different maize varieties. The field trials are being conducted at several research sites throughout the East Coast of South Africa by the commercial seed company PANNAR Pty (Ltd) and the African Centre for Crop Improvement at the University of Kwa-Zulu Natal. The short term expectations of the project include the identification of diagnostic tools that have commercial value both locally and internationally. The long term expectations from the microarray expression profiling and bioinformatics analysis are the identification of genes that confer resistance to GLS in maize with the overall outcome resulting in the identification of new genetic markers that would either be located inside the QTLs or will be tightly linked to the QTL. The project is funded by the PlantBio Trust and the University of Pretoria.

In the first output from the project, the causal agent of grey leaf spot disease in maize production areas of Southern Africa was shown to be the recently named *Cercospora zeina*, and not *Cercospora zeae-maydis* (Meisel *et al.* 2009). Morphological and molecular phylogenetic approaches (sequencing of ITS and elongation factor genes) were used to draw this conclusion for single conidial isolates from fields in South Africa, Zimbabwe and Zambia. Koch's postulates were fulfilled for the isolates using a greenhouse assay, a procedure that is known to be difficult for this pathogen. A rapid identification test using PCR amplification with *Cercospora*-specific primers directly from diseased maize leaves was also developed.

### Induced resistance to the rust fungus *Puccinia substriata* in pearl millet

Pearl millet (*Pennisetum glaucum*) is a cereal crop important for food security in Africa, as well as in India. It is classified

as an "orphan crop", since limited research funding has been devoted to it and there are particularly few genomics resources available. The PhD study of Bridget Crampton, entitled "Elucidation of defence response mechanisms in pearl millet", was carried out to investigate the pathosystem between pearl millet and the rust fungus, *Puccinia substriata*, using genomics tools. An exciting discovery from her study was that salicylic acid treatment of pearl millet plants protected against subsequent attack by the rust fungus, *Puccinia substriata*. A cDNA library enriched for pearl millet defence response genes using the suppression subtractive hybridization (SSH) technique was constructed. Microarray expression profiling was used to identify candidate genes that might contribute to this resistance (see Crampton *et al.*, 2009). This work was awarded the Bronze Medal from the Southern African Association of Botanists, which is an award for the best PhD thesis in a given year.

### MADIBA: bioinformatics software for Microarray data

Collaboration between the MPPI group in the Department of Plant Science, FABI and the Bioinformatics and Computational Biology Unit in the Department of Biochemistry at UP resulted in the development of the MADIBA software for interpretation of microarray data (Law *et al.*, 2008).

MADIBA (MicroArray Data Interface for Biological Annotation) is an open access web-based tool that assists researchers in assigning biological meaning to gene expression data. MADIBA can be customized for studies of any organism for which an annotated genome sequence is available. Currently, it is used for studies of the malaria parasite, *Plasmodium falciparum*, a bacterial plant pathogen, *Pectobacterium atrosepticum*, and representatives of both dicot and monocot plants, *Arabidopsis thaliana* and rice, respectively.

MADIBA is used as follows: a user will enter a list of co-expressed genes that he/she has identified by Microarray analysis. The cluster of genes is processed by the MADIBA software to look for over-representation of Gene Ontology terms, metabolic pathways, or transcriptional regulatory sequences, and other specialised analyses. This work was published in the open access journal BMC Genomics and has been downloaded 1454 times since publication in Feb 2008. Philip Law was awarded the MSc (Bioinformatics, UP) degree *cum laude* for this work.



Symptoms of grey leaf spot disease on maize and structures of *Cercospora zeina*

# Molecular Plant Physiology Programme

**Research leader:** Prof Karl Kunert  
Dr Rachel Chikwamba

**Research team:** Dr Urte Schlüter  
Dr Juan Vorster

## Objectives of the research programme:

The overall objective of this research program is to understand stress biology and stress resistance. The first major research activity in 2007/8 has been the investigation of the cysteine protease /cysteine protease inhibitor system and its involvement in plant senescence and plant resistance against insects. A second research focus has been on understanding of gene function in broad-spectrum pathogen resistance. A further aspect of our research during this time focused on the plant genome and how genetic transfer between the nucleus and organelles could be affected by stress.

## Highlights of research 2007/2008:

Plants had to develop mechanisms to survive in harsh environments. Our work carried out with partners in the UK, USA, Canada and Africa contributes to understand these mechanisms in more detail allowing plants to survive abiotic and biotic threats in environments relevant to Africa. Our ultimate goal is of applying the learnt principles to the design of crops that are better adapted to these environments.

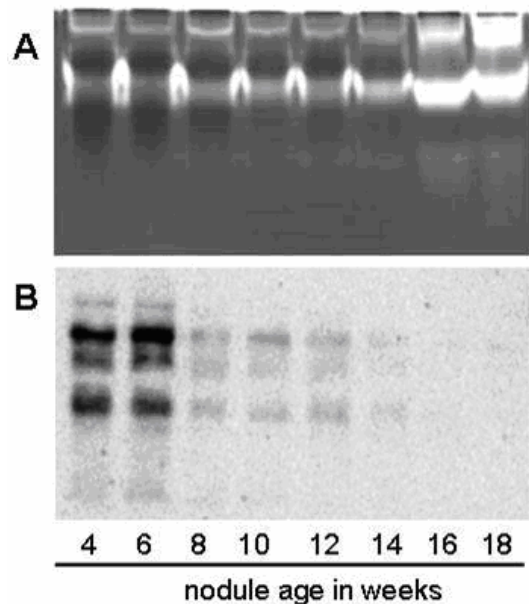
### Nodule development

The main research goal was to investigate the role of cysteine proteases and their inhibitors (phytolectins) in soybean nodule development with specific focus on the processes during nodule senescence. A detailed analysis of the nodule transcriptome of soybean nodules was performed by using microarray technology in close collaboration with Rothamsted Research, UK. For this experiment, nodules from two varieties grown in South Africa (Highveld Top and PAN 809) were harvested, total RNA extracted and sent to AROS Applied Biotechnology in Denmark for probing against a soybean chip. About 220 genes showed the same developmental pattern in both investigated soybean varieties, thereby 180 genes were up-regulated and only 40 genes were down-regulated in older nodules. About 17% of up-regulated gene sequences belonged to transcription factor families. Further, up-regulated genes identified are involved in cell wall modification, general metabolic regulation and stress response. Seven gene sequences involved in protein degradation have been found to be up-regulated in eleven weeks old nodules. These gene sequences consisted of one cysteine protease, two peptidases and four mainly putative trypsin (serine protease) inhibitors. Parallel to the transcriptome analysis, activity of different proteases was tested in soybean crown nodules. These experiments clearly showed the appearance of a new protease band in zymograms appearing in older nodules. Contrary to our expectations, this protease does not seem to belong to the papain-like protease family. A more sensitive method using DCG-04 molecules, which are specific for the detection of papain-like proteins, indicated that cysteine proteases are present mainly in the young nodules. Investigation of the specific role of proteases from the papain family in nodule development will be the focus of further investigations.

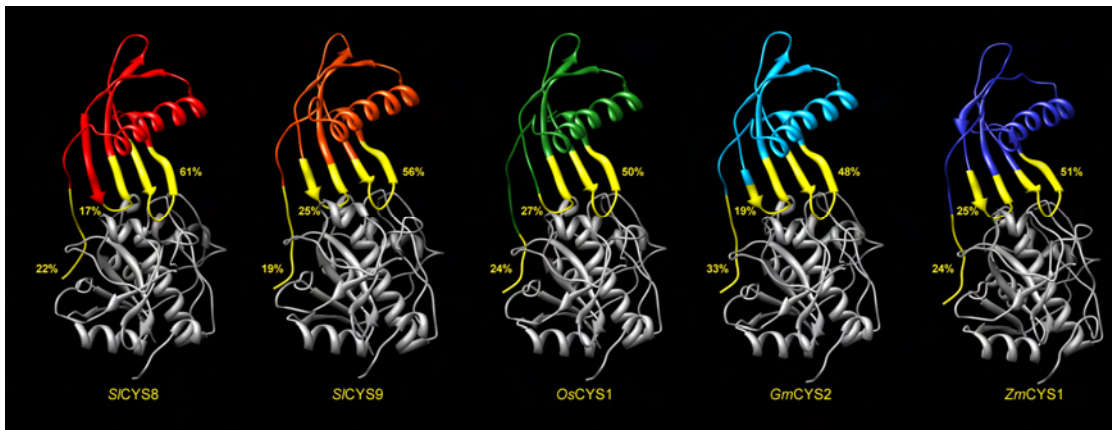
### Modelling protein structure and interactions

Phytolectins represent an attractive alternative for the design of pest-resistant transgenic crops intended for human use, given the absence of target cysteine proteases in the human gut and the widespread occurrence of these enzymes among herbivorous Coleoptera. It has been shown that selected mutations of plant cystatins can alter their inhibitory potential against a range of cysteine proteases. In order to perform a rational design of these inhibitors for targeted activity we first need a better understanding of the

structure/function relationships of these proteins and how they relate to their interactions with cysteine proteases. In the first part of this study conducted in collaboration with Prof. Dominique Michaud at Laval University in Quebec, Canada, we assessed the contribution of different parts of plant cystatins interacting with papain (a plant cysteine protease) and have shown that while the contribution of the N-terminal towards the interaction energy is only between 19 – 33%, removal of the N-terminal generally leads to a loss of activity, indicating that it also plays a significant role in stabilizing the protein during binding. Up to now the role of the N-terminal in plant cystatins have not been clearly demonstrated. Secondly the effect of a range of mutations on the tomato cystatin SICYS8 (at a site under positive selection) on its ability to inhibit the cysteine proteases namely papain, cathepsin B and cathepsin L is also being investigated using a protein-protein docking approach. These results will help us in future to predict which mutations will allow for targeted activity of cystatins against selected cysteine proteases.



**[A]** Gelatin containing protease zymogram with clear bands indicating protease activity at pH 6.0 in extracts from soybean nodules of different ages  
**[B]** Specific labelling of papain-like cysteine proteases with DCG-04 in extracts from soybean nodules of different ages




The contribution made by the different areas (N-terminal, 1<sup>st</sup> and 2<sup>nd</sup> inhibitory loops) to the overall interaction energy between different plant cystatins and papain

#### Characterization of the banana NPR1 gene

Dr Rachel Chikwamba leads work on non-expressor of pathogenesis-related gene 1 (NPR1), an essential positive regulator of salicylic acid (SA)-induced pathogenesis-related (PR) gene expression and systemic acquired resistance (SAR), which is important in broad spectrum pathogen resistance in plants. NPR1 genes have been described in many species and recently also by our group in banana. However, to date, neither NPR1 nor the systemic acquired resistance pathway has been described in *Musa* species. To date, we have isolated two novel full-length *NPR1*-like genes; *MNPR1A* (GenBank accession no. [DQ925843](#)) and *MNPR1B* (GenBank accession no. [EF137717](#)), from banana by a combination of PCR, rapid amplification of cDNA ends (RACE) and genome walking techniques. The two identified *MNPR1*-sequences differed greatly in their expression profile using quantitative real time (qRT)-PCR following either elicitor or *Fusarium oxysporum* Schlecht f. sp. *ubense* (Smith) Snyder (*Foc*) treatment. *MNPR1A* was greatly expressed after *Foc* treatment with higher and earlier expression in the *Foc*-tolerant cultivar GCTCV-218 than in the sensitive cultivar Grand Naine. In comparison, *MNPR1B* was highly responsive to SA, but not to methyl jasmonate (MeJA) treatment, in both the tolerant banana cultivar GCTCV-218 and the more sensitive cultivar Grand Naine. Expression of the *MNPR1*

genes further directly related to *PR* gene expression known to be involved in fungal resistance. Reduced sensitivity to *Foc* in GCTCV-218 might be partially attributed to the higher and an earlier expression of both *MNPR1A* and *PR-1* in this cultivar after *Foc* treatment. This work has been published in the Journal Plant Physiology and Biochemistry. We are thereby currently investigating complementation of *Arabidopsis npr1* mutants with either *MNPR1A* or *MNPR1B* to determine if either or both of these genes can restore PR gene activation and SAR upon pathogen infection.

The Molecular Plant Physiology group is also interested in the role of Glutathione in NPR1 mediated disease response, and is also characterising NPR1 activation by glutathione using *Arabidopsis* mutants deficient in cytosolic glutathione and *Arabidopsis* over-expressing an exogenous *GSH1* gene encoding  $\gamma$ -glutamylcysteine synthetase alone (allowing increased glutathione synthesis) or in combination with either of the two *NPR1* genes alone or in combination. Rosita Endah, a PhD student on this project, and Eugene Magkope Spend some time in the laboratory of Dr Christine Foyer learning how to measure glutathione and other metabolites at New Castle upon Tyne.



T-2 Complimented *npr1/MNPR1A Arabidopsis* plants on Murashige and Skoog (MS) medium after one week (A) and two weeks (B) of selection with Kanamycin

# Phytopathology Programme

**Research leader:** Prof Teresa Coutinho

**Research team:** Dr Lucy Moleleki  
Prof Fanus Venter  
Prof Mike Wingfield

## Objectives of the research programme:

- Develop rapid, reliable methods of accurately identifying phytopathogenic bacteria.
- Characterise and type isolates of pathogenic bacteria responsible for economically important diseases of *Eucalyptus* and selected agricultural crops.
- Study the epidemiology, ecology and biology of selected emerging plant pathogenic bacteria.
- Identify pathogenicity factors of selected plant pathogenic bacteria.

## Highlights of research:

### Identification of bacterial plant pathogens

Species belonging to the genus of *Pantoea* are commonly isolated from plants, humans and the natural environment. The species of the genus are phenotypically closely related, making rapid identification of *Pantoea* strains to the species level difficult. Multilocus sequence analysis (MLSA) was evaluated as means for rapid classification and identification of *Pantoea* strains. Four housekeeping genes, *gyrB*, *rpoB*, *atpD* and *infB*, were sequenced for strains assigned to the genus. Included in the study were (1) reference strains from the seven currently recognized species of *Pantoea*, (2) strains belonging to Brenner DNA groups II, IV and V, previously isolated from clinical samples and difficult to identify because of high phenotypic similarity to *P. agglomerans* or *P. ananatis*, and (3) isolates from diseased *Eucalyptus*, maize and onion, assigned to the genus on the basis of phenotypic tests. Phylogenetic trees were constructed from the sequences of the four housekeeping genes. The "core" *Pantoea* species formed a cluster separate from the "Japanese" species which formed a tight cluster that included the genus *Tatumella* when the tree was based on concatenated sequences of the four genes. The MLSA data further suggested the existence of ten potential novel species, phylogenetically related to the currently recognized *Pantoea* species, and the possible inclusion of *Pectobacterium cypripedii* in the genus *Pantoea*. When compared with DNA-DNA hybridization data a good congruence was observed between both methods, with *gyrB* sequence data being the most consistent. In conclusion, MLSA of partial nucleotide sequences of the genes *gyrB*, *rpoB*, *atpD* and *infB* can be used for classification, identification and phylogenetic analyses of *Pantoea* strains.

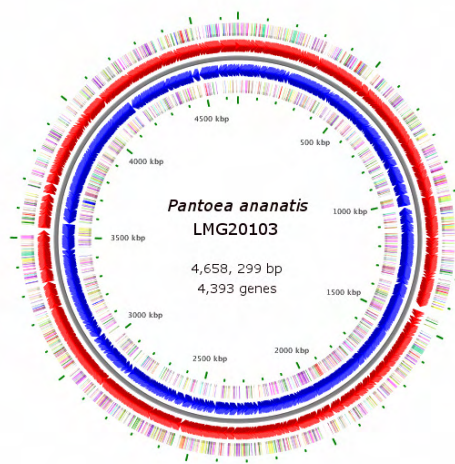


Typical symptoms of bacterial blight

### Comparative Genomics

*Pantoea ananatis* is a pathogen on a wide range of plants and has been implicated in opportunistic human infections. It

is frequently isolated from a wide range of environmental sources including the plant environment and from insects. It thus has an extraordinary ability to survive in a multitude of environmental niches, under a variety of conditions and cause cross-kingdom infections. The genome of a pathogenic strain isolated from *Eucalyptus* was sequenced using 454 technology. The genome consists of a single circular chromosome 4.65 Mb in size with a GC content of 53.7%, encoding 4,140 protein coding sequences (CDS). Genome comparisons against closely related phytopathogens revealed the presence of an exopolysaccharide with high homology to stewartan, the major pathogenicity factor in the corn pathogen, *Pantoea stewartii*. A Type III secretion system is absent. Three copies of a novel disease-associated Type VI secretion system are present on the genome. Further comparisons against all available genome sequences indicated a large number of CDS with distinct homology to bacteria occupying specific niches, particularly the plant, insect and animal niches frequented by *P. ananatis*. A fimbrial system in common with insect associated bacteria may play a role in attachment to insect hosts, while an acid tolerance system shared only with human and animal pathogens may allow survival in the acidic intestinal environment. CDS shared with plant-associated bacteria included a number of factors required for proliferation in the plant environment and several factors involved in causing disease in plant hosts. The genome sequence of *P. ananatis* thus gives an indication of an organism that is well adapted to survival in a wide range of environments and that is capable of causing disease symptoms in a number of hosts.



Genome representation of a virulent strain of *P. ananatis*

# Seed Pathology Research Programme

**Research leader:** Prof Terry Aveling

**Research team:** Dr Quenton Kritzinger  
Prof Nico Labuschagne  
Dr Reyes Blanco

## Objectives of the research programme:

Study the seed pathology and vigour of indigenous food crops and those crops consumed on large scale by local populations such as sorghum and maize.

## Highlights of research 2007/2008:

Fungicide seed treatments are important to protect seeds from diseases and pests. In one of the studies the efficacy of fungicide seed treatments on maize (*Zea mays* L.) was investigated by comparing germination and vigour of treated seeds and examining efficacy of the fungicides after maize seeds were subjected to 2 and 4 day accelerated ageing (AA) (45 °C; 100 % RH) and long-term storage for 3 and 6 months (30 °C; 75% RH). Maize seeds were treated with: Apron® XL (metalaxyl); Apron Star® (thiamethoxam, metalaxyl, difenoconazole); Thiram (thiram) and Celest® XL (fludioxonil, metalaxyl). For unstored seeds, thiram had an 80% germination followed by Celest® XL (51%). Seeds treated with thiram maintained 60% germination after 2 days AA but decreased in percentage after 4 days AA (28%). This correlated with results obtained after 3 (61%) and 6 (23%) months storage. In contrast all other treatments retained their germination percentages after 2 days AA and 3 months storage but failed to germinate after 6 months storage. Seeds treated with Apron® XL showed an increase in weight after being subjected to slow and fast imbibition and a decrease in the number of seeds with living tissue as indicated by tetrazolium staining. Seeds treated with thiram had the highest percentage germination in both AA tests and during long-term storage when compared to the other treatments.

Untreated seed and seed treated with the chemicals, Celest® XL, Apron® Star, Apron® XL and Thiram were used in two greenhouse trials. The first trial consisted of seeds sown in seedling trays (1 seed/cell of the tray) filled with uninoculated pasteurized soil (Braaks, Pretoria). The second trial consisted seeds that were sown into the seedling trays 24 hr after the soil had been inoculated with *Fusarium graminearum* (Schwabe) (originally isolated from a maize plant showing damping-off symptoms). Both trials were terminated three weeks after planting and the results were expressed the percentage emerged seedlings and percentage plants showing disease symptoms (in the case of the inoculated trial) by the end of the test period. In the standard germination test, all treatments had percentage germination above 75%. Apron® XL had the highest percentage (83%), although it did not differ significantly from any of the other treatments. Comparing standard germination and greenhouse emergence in the uninoculated trial, with the exception of Thiram (84%), greenhouse emergence was significantly lower than percentage germination. In the inoculated trial both Thiram and Apron® Star had lower percentage diseased plants (17.3% and 28.0% respectively) but did not differ significantly from each other. As was expected in the inoculated trial, the control had the highest percentage diseased plants (58.7%). In this study, Apron® Star, which is also useful to combat insect infestation, maintained the same emergence percentage (65.3%) in the inoculated trial as in the uninoculated trial and successfully suppressed infection by *F. graminearum*. Thiram, a broad-spectrum fungicide, effectively controlled *F. graminearum* whilst maintaining high percentages germination and emergence and was found to be the best treatment in this study.



**Germinating onion seeds**

During storage of maize, fungi can cause 50 - 80% seed damage if conditions are favourable for their growth and multiplication. In tropical regions, the most commonly encountered fungal genera include *Penicillium*, *Aspergillus* and *Fusarium*. Development and validation of a method to test for *Fusarium verticillioides* (Sacc.) Nierenberg (= *F. moniliforme* Sheldon) on maize seeds is essential. Maize seeds (healthy or rotten and *Fusarium* infected) were surface sterilized with sodium hypochlorite at different concentration levels and for different time periods. Surface sterilized seeds were then plated on different media including potato dextrose agar (PDA) and carnation leaf agar (water agar, 15 g/L, amended with either KCl or NaCl, 8 g/L, and autoclaved carnation leaf pieces). The seeds were placed directly adjacent to the carnation leaf pieces and incubated at room temperature. Following 5-7 days of incubation, the fungi growing on the media were identified and the percentage of *F. verticillioides* infected seeds recorded. Results from this study showed that surface sterilization at a sodium hypochlorite concentration of 1% for a time period of 5 min gave the most consistent results. The carnation leaf agar was effective in inhibiting the growth of saprophytes such as *Rhizopus*, which make it more difficult to identify other fungi, and in promoting sporulation of the fungi allowing quick identification of *F. verticillioides*. Rapid formation of clearly visible long chains of microconidia, phialides as well as macroconidia in sporodochia were easily visible on or near the surface of the carnation leaf pieces. Subsequent studies are needed to test and validate this method using several laboratories.

Highlights: International recognition: Prof Terry Aveling was made a member of the Scientific Programme Advisory Committee of the 28th International Seed Testing Association (ISTA) Congress, Iquassu Falls, 5-11 May 2007. Furthermore, the grantholder was also made Convenor of both the ISTA – Seed Health Workshop (7-11 April 2008, University of Pretoria) and the ISTA – 6<sup>th</sup> Seed Health Symposium (14-18 April 2008, Kruger National Park).

# Tree Protection Cooperative Programme (TPCP)

**Research leader:** Prof Mike Wingfield

**Research team:** Prof Teresa Coutinho  
Prof Brenda Wingfield  
Prof Jolanda Roux  
Prof Bernard Slippers  
Prof Fanus Venter  
Dr Emma Steenkamp  
Dr Martin Coetzee  
Mr Brett Hurley

## Objectives of the research programme:

- Development of field monitoring techniques to recognize the appearance of new pests and diseases as well as to monitor the spread and impact of those already established in South Africa.
- Identify new and important tree pests and pathogens and evaluate their genetic structure so that they can be more effectively controlled.
- Develop methods to screen trees for tolerance to the most important diseases present in the country.
- Establish and evaluate contemporary breeding strategies in order to produce disease and pest tolerant species, clones and hybrids.
- Establish an understanding of the biology of tree pests and pathogens to promote their better management.
- Study and evaluate novel strategies for disease and pest control, particularly biological control.

## Highlights of research 2007/2008:

A summary of the research activities of the team members and postgraduate students of the Tree Protection Cooperative Programme (TPCP) is provided, focussing on highlights and important findings. There are a great number of pest and disease problems and in this report we touch on only a few. Publication and project lists as well as more comprehensive information on the research activities of the TPCP are available on the FABI website (<http://www.fabinet.up.ac.za/tpcp>).

### Establishment of insect quarantine facilities

There appears to be a growing number of introduced insect pests threatening plantation forestry in South Africa. For many of these the only viable control option is integrated programmes involving biological control agents. Biocontrol agents can sometimes be brought from areas where they have been employed before, or need to be discovered anew. In both cases, the control agents need to be brought into, and studied in, quarantine facilities. The TPCP, with financial support from the University of Pretoria, established facilities to do this work on the UP experimental farm, in close proximity to the existing FABI nursery and plant tunnels. The facility was certified as a quarantine facility by the Department of Agriculture in mid-2008 and has since been in full use for work on *Sirex noctilio*, *Thaumastocoris peregrinus* and *Leptocybe invasa*.

### Sirex woodwasp

The Sirex Woodwasp continues to pose a serious threat to the forestry industry of South Africa. Although infestation levels of this pest appear to have decreased in the last couple of years, Sirex is still causing considerable losses in the Eastern Cape and KwaZulu-Natal. Furthermore, the movement of Sirex into Mpumalanga, where much of the pine resources are located is of great concern.

Sirex research at FABI takes a holistic approach to understand the interactions between the wasp, its mutualistic fungal symbiont (*Amylostereum areolatum*), biological control agents (especially the nematode *Deladenus siricidicola*), the tree host and the environment. This approach has yielded unique insights into the transmission of the symbiont between wasp generations. It has also revealed patterns of diversity and spread of the fungus and wasp world-wide. Recent work on the genetics of the fungal symbiont have also revealed the genetic mechanisms underlying self and mating recognition in the *A. areolatum*,

and provided a genetic linkage map for this fungus. This work is sure to inform novel future control strategies and genomics work.

One of the major efforts of the programme since it has been involved in forestry entomology, is the introduction of biological control agents for Sirex. The primary of these is the parasitic nematode, *Deladenus siricidicola*. In 2008 the TPCP team produced more than 3 billion of these nematodes for the inoculation of approximately 30000 trees by the forestry industry. The production of these nematodes was a major operation within the TPCP and involved the whole group – staff and students – many of whom volunteered weekends and evenings to assist in this formidable task. Large-scale production of these nematodes will continue into the future.

The dissection of emerging Sirex wasps is needed to determine parasitism levels of the nematode and thus provide feedback on the success of the inoculation programme. More than 12000 wasps were dissected in 2007 and 2008. Results showed very encouraging levels of background parasitism (natural spread of the nematode), but the actual inoculation success is still very poor. This means that the industry is still very vulnerable to outbreaks of Sirex, for example in the Mpumalanga region. To combat this risk, the TPCP continues to study the factors resulting in low inoculation success and to collect new strains of the nematode from other countries and test these for their effectiveness in South African conditions. The research team is also increasingly focussing on other biological control agents, such as *Ibalia leucospoides* and other parasitic wasps.

Monitoring, especially ahead of the Sirex front, is critical to for its control. The success of the monitoring programme is largely dependant on the efficiency of the monitoring tool used. The TPCP has tested various traps and lures over the last number of years. This has resulted in the current trap and lure that have been used effectively in the 2007 and 2008 emergence seasons to detect new infestations.

### Chrysoporthe and Cytospora cankers

Canker on *Eucalyptus*, caused by species of *Chrysoporthe*, are amongst the most damaging diseases affecting forestry in South Africa. Past research has included intensive work focused on understanding the cause of this disease and also regarding efforts to reduce its impact. One of the issues of greatest confusion in the past has surrounded the relationship between the *Chryphonectria* spp. that cause severe canker diseases on northern hemisphere trees such

as Chestnut (note Chestnut blight caused by *C. parasitica*) and the *Eucalyptus* canker pathogens. It is now clear that these are very different fungi, although equally pathogenic. Thus, the *Eucalyptus* canker pathogens are in the genus *Chrysosporthe* i.e. *Chr. cubensis* and *Chr. austroafricana*. The former species is the one that was much feared in South Africa for many years and the latter is the fungus responsible for cankers on *Eucalyptus* in this country. One of the issues of concern to the programme is that surveys have shown that *Chr. cubensis* is present in Africa and it is presently as far south as Mozambique. We have shown that the fungus has clearly been introduced into this region and it has the potential to become a serious *Eucalyptus* pathogen in South Africa.

Another canker pathogen on *Eucalyptus* in South Africa and of importance to forestry is *Holocryphia eucalypti*. This is the fungus previously known as *Cryphonectria eucalypti* that had a very serious impact on saw timber eucalypts in various parts of South Africa in the past. Research has shown clearly that this is a native *Eucalyptus* pathogen in Australia. Intriguingly, it has undergone a host shift to *Tibouchina* in that country. This is the same as the situation with *Chr. austroafricana* in South Africa that has equally acquired the ability to infect *Tibouchina* as well as *Eucalyptus*.

*Cytospora* spp. include a group of relatively weak pathogens. These fungi cause disease on trees that are stressed or stressed tree parts. Intriguingly, the first of these fungi found on eucalypts was described from Australia. Many species are now known and they are commonly encountered in *Eucalyptus* disease surveys. Although they are not considered a priority in terms of TPCP activities, their presence is recorded and we are now in a good position to identify them, where necessary.

#### Coniothyrium Canker

Coniothyrium canker is one of the most important causes of damage to eucalypt trees in South African plantations. A very substantial effort has been made to reduce the impact of the disease from clonal *Eucalyptus* plantations such as those in sub-tropical regions. This effort has been quite successful, but it remains important to include the disease in clonal screening trials as it has the potential to emerge as serious very rapidly.

TPCP research on Coniothyrium canker is focused largely on monitoring and maintaining a capacity to screen for disease resistance where necessary. Our research has now shown that there are two species of fungi responsible for this disease. One of these now known as *Kirramyces zuluense* causes a canker disease in South Africa. The other, *Kirramyces gauchensis*, causes exactly the same symptoms, but is found only in South America. A focus of our research is to better understand global patterns of spread of these pathogens. To this end, microsatellite markers have been produced for them and these are now being used to track their origin and global movement.

#### Mycosphaerella leaf and shoot diseases

Diseases caused by *Mycosphaerella sensu lato* on pines and eucalypts are amongst the most important known to plantation forestry worldwide. For example, the Dothistroma needle blight pathogens that have been devastating in New Zealand, Australia and various southern hemisphere countries, belong in this group. It is, therefore, important that the TPCP team maintains competence in working with these pathogens. Currently the group is amongst the best recognized in the world in this regard. This competence is based on studying these pathogens not only in South Africa, but from a global perspective.

Recent research has shown that the *Mycosphaerella* spp. occurring on pines and eucalypts are only distantly related to those, for example on grasses and other crops. The former group have consequently been transferred to *Teratosphaeria* and new names are being provided for the species. This work has a very substantial impact on species such as those causing Coniothyrium canker on eucalypts that are now accommodated in *Kirramyces* rather than *Coniothyrium*. Likely, they will ultimately be known in *Teratosphaeria*.



Guillermo Perez holding an eucalypt leaf infected with a *Mycosphaerella* sp.

Research on *Mycosphaerella* spp. on *Eucalyptus* during the past ten years has led us to be relatively sure that the majority of species have come to South Africa, and other countries cultivating these trees, from Australia. The most likely pathway of entry has been with seed, although very little evidence is available for this supposition. An important aspect of TPCP work on *Mycosphaerella* is to predict risks to South Africa regarding these pathogens. Thus, strong bases of collaboration have been established with colleagues in Australia and we have made substantial efforts to assist them in identifying these pathogens.

#### Botryosphaeriaceae cankers of pines and *Eucalyptus*

The Botryosphaeriaceae are some of the most important pathogens of pines and eucalypts. In South Africa, the best known pine pathogen in this group is *Diplodia pinea*. The TPCP research on *D. pinea* is currently on trying to better understand the relationships between the pathogen and its host.

On *Eucalyptus*, the Botryosphaeriaceae cause cankers, and this is also true for many other woody plants such as fruit trees. Some of these species appear to be relatively host specific while others are generalists. They are all endophytes, able to exist in their hosts in an asymptomatic form, but they cause serious disease problems when the trees are under stress. These stresses are not well understood, but certainly, they include clones or cultivars that might have excellent pulping or other characters, but are not well suited to the sites in which they are growing. Research by the TPCP has been instrumental in unravelling the complex of 23 Botryosphaeriaceae species that affect this host world-wide.

Given their wide host ranges, there is a chance that native Botryosphaeriaceae are able to move from native plants to *Eucalyptus*. This would be most likely to occur in the case of trees related to *Eucalyptus* such as *Syzygium cordatum*. Such a hypothesis is consistent with the movement of for example *Chr. austroafricana* from waterberry to *Eucalyptus*. A study was thus undertaken on *S. cordatum* to ascertain whether Botryosphaeriaceae on this tree might have moved to *Eucalyptus* and *vice versa*. This has resulted in intriguing results suggesting that such host shifts are occurring, although there remain many questions to be answered. Certainly, when trees such as *Eucalyptus* are being planted outside their native range, they are acquiring new Botryosphaeriaceae and this poses a threat to these trees in their native range.

#### Phytophthora root disease of *Eucalyptus*

*Phytophthora* spp. are all pathogens and they include causal agents of some of the most serious diseases of plants in the world. They also include serious pathogens of plantation trees including eucalypts, pines and acacias in South Africa. The TPCP has undertaken research on Phytophthora root rot of *Eucalyptus* almost continuously. This disease problem is not widespread and it has typically been associated with cold tolerant species such as *E. fraxinoides*, *E. smithii* and *E. fastigata*. In this case, the

pathogen has been the well-known *P. cinnamomi*, which is also introduced into South Africa.

TPCP research in recent years has focused on assisting members that plant cold-tolerant eucalypts to select for disease tolerance. As part of this work, isolates of *Phytophthora* spp. that were atypical were discovered. An intensive study of these isolates has shown that they represent two undescribed species that have recently been provided with names. Both species, *Phytophthora figida* and *Phytophthora alticola*, are pathogens of *Eucalyptus* and future surveys will need to take these into consideration. Their origin is not known but they are most likely native to South Africa, given that they originated from soil samples taken from around the root zone.

#### **Bronze bug - *Thaumastocoris peregrinus***

*Thaumastocoris peregrinus* causes serious chlorosis and defoliation of *Eucalyptus* trees. It has spread to virtually every corner of South Africa since 2003, and has also been detected in Zimbabwe and Malawi. *Thaumastocoris peregrinus* has also been reported from South America since 2005, in Uruguay, parts of northern Argentina and southern Brazil. There too it is causing severe damage and tree death in some cases. Being a newly emerged pest, very little is known about the pest and no control programme is available. The TPCP has thus embarked on a comprehensive research programme on the pest and its control.



**Ryan Nadel collecting the bronze bug from eucalypts**

Surveys by the TPCP have shown that all the *Eucalyptus* material planted commercially in South Africa, as well as most other species that occur in the country, is susceptible to this pest. There thus seems to be little opportunity for control through breeding or species selection. A monitoring system was developed using a yellow sticky trap, which is now deployed throughout the country to quantify fluctuations in Bronze Bug populations together with factors that might influence it. Population diversity studies, based on mitochondrial diversity, have shown that the bugs' diversity in South Africa is limited, but that the country had two separate introduction events. There appears to only have been one introduction into South America, and this was independent from the South African introduction. The introductions in both these invaded countries could be traced to urban centers in Australia, especially Sydney. These data now guide collection efforts of biological control agents.

The only conceivable method to control *T. peregrinus* populations currently is through biological control. This has to be developed from the start. Members of the TPCP visited collaborators in Brisbane, Sydney and Perth, Australia to collect eggs of *T. peregrinus* or other *Thaumastocoris* spp. to rear possible egg parasitoids from them. The mission was successful as they managed to rear a good number of the parasitic wasp, *Cleruchoides noackii*, from the eggs. Initial studies have been completed and a further round of imports of these wasps into quarantine is planned during 2009.

#### **Pitch canker of pines**

Pitch canker of pines caused by *Fusarium circinatum* is the most important fungal disease affecting forest plantation trees in South Africa. For many years, the pathogen was known only in nurseries where it has, and continues to cause very serious damage. This is also true for various countries around the world including Chile. The TPCP thus participates in various forest industry initiatives to deal with this problem.

It was of great concern that pitch canker, the disease on mature trees broke out in Cape Town in 2005. This manifestation of infection by *F. circinatum* has now spread up the East Coast of South Africa where it has been found on various pine species. Early evidence suggests that the pathogen was introduced into Cape Town with infected seedlings produced in George. This question is currently being investigated in the hope that we will be able to prevent such introductions in the future.

#### **The Eucalyptus gall wasp - *Leptocybe invasa***

The wasp, *Leptocybe invasa* causes galling on the midrib of young *Eucalyptus* leaves, petioles or branches. In severe cases the galls causes significant stunting of young plants. The wasp has spread to virtually all *Eucalyptus* growing countries in the world since 2000, and was reported from South Africa in 2007. The TPCP was fortunate to have built up significant knowledge and contacts with other research groups focusing on *L. invasa* before it arrived in South Africa. The TPCP could therefore embark on a research programme to develop a control programme for *L. invasa* soon after it was noticed in the country. From early observations it is clear that an integrated control programme, including eradication, biological control and breeding for resistance will be needed. One aspect of this programme is therefore focused on identifying resistant material amongst the most important growing stock of the SA forestry industry.



**Galls on eucalypt leaves caused by *L. invasa***

A major focus of TPCP research on *Leptocybe* is to establish a biological control programme for this wasp in the country. Collaborators in Israel has already identified a number of wasps that parasitise the larvae of *Leptocybe*. The TPCP obtained import permits for these wasps. The first consignment of these wasps will be tested in quarantine. The experiments to rear the parasitoids in the FABI quarantine facility on the experimental farm will continue in 2009, with the aim of producing large enough numbers to do the tests needed for eventual release of the parasitoids. As in the case of *T. peregrinus* this is likely to be a long process, but we have already made significant progress.



# SABBATICAL VISIT

## Professor DK Berger

### Visit to Scottish Crops Research Institute (June 2007)

The first of two mini-sabbatical visits made during 2007 was to the Scottish Crops Research Institute (SCRI), building on the excellent collaborations between SCRI and FABI. Prof Paul Birch and Prof Ian Toth from SCRI are extra-ordinary Professors in FABI, and together with Dr Ingo Hein have co-published several papers with FABI research groups, and continue to co-advise several students.



Dave Berger working in the ACNFP greenhouses

The MPPI research group, through the MSc study of Irene Van Nugteren is developing virus induced gene silencing in pearl millet. The motivation for this work is to have a reverse genetics approach for testing candidate genes identified in the gene discovery project completed in the lab. The sabbatical visit coincided with the visit of Irene to work with Dr Ingo Hein, who has used the VIGS vector Barely Stripe Mosaic Virus (BSMV) for testing candidate disease resistance genes in barley. Experiments were carried out to develop and test a BSMV vector that had been engineered with a fragment of the phytoene desaturase (PDS) gene from pearl millet. This is commonly used as a positive control in developing a new VIGS system since silencing of PDS results in chlorophyll bleaching which appears as white streaks on the leaves. The visit was followed up by the VIGS workshop presented by four SCRI scientists in FABI in February 2008.



Richard Oliver and Dave Berger, Bibbulman Track, Western Australia

At the same time, MSc student Philip Law from the MPPI group visited Dr. Leighton Pritchard, the Bioinformaticist working with Prof Birch's group. Two improvements to the

MADIBA database for interpreting Microarray data were made. The first was to include the *Pectobacterium atrosepticum* (Pba) genome so as to demonstrate efficacy of MADIBA with a bacterial plant pathogen, particularly since the SCRI group had recently completed a series of Microarray experiments to investigate quorum sensing in Pba. Additionally, the Arabidopsis plant defence pathway module in MADIBA was enhanced by including an option to search the DRASTIC database developed by Dr Gary Lyon's group at SCRI.

In subsequent work back at UP, a new microarray experiment comparer tool has been developed. The aim is find a treatment that elicits a similar expression profile to the treatment in your experiment, and thus infer for example which defence signalling pathway is responding to your plant pathogen of interest. Rank Correlation Comparer (RCC) has been useful in the study of the plant response to bacterial wilt in the MPPI and EPPI research groups. The tool compares the expression profile of a submitted set of Arabidopsis genes to the expression profiles of previously acquired Affymetrix data obtained from NASCArrays (Nottingham Arabidopsis Stock Centre Arrays) (several hundred experiments). The  $\log_2$ -ratios for experiments in NASCArrays were calculated and stored in a local database. RCC calculates the Spearman rank correlation coefficient between the submitted data and each experiment stored in the database. The sorted correlation coefficients, p-values and links to the NASCArrays experiments from all the comparisons are reported. The RCC is accessible at <http://www.bi.up.ac.za/MADIBA/organisms.php>.

### Sabbatical Visit to the Australian Centre for Necrotrophic Plant Pathogens (September-December 2007)

The second mini-sabbatical visit was to the Australian Centre for Necrotrophic Plant Pathogens (ACNFP), Murdoch University, Western Australia led by Prof. Richard Oliver. Prof. Oliver has developed a general hypothesis based on the fact that a particular group of fungi (the Dothidiomycetes) that include many plant pathogens have evolved specific phytotoxins that assist in pathogenicity (called host-selective toxins). The hypothesis is that a genetic basis for recessive resistance can be found in certain accessions of a plant species, as he has demonstrated for the Wheat-*Stagnospora nodorum* interaction. This represents a special case of the gene-for-gene hypothesis, since recognition of the fungal factor (ToxA in this case) by the plant receptor (Tsn1 in Wheat) results in susceptibility. In the classical gene-for-gene model, recognition of pathogen effectors (eg Avr proteins) by Resistance (R) proteins results in resistance.

The aim of my lab work in Prof Oliver's lab was to test this hypothesis in a new system, namely the model legume *Medicago truncatula* (barrel medic) and the fungus *Phoma medicaginis*. Previous genetic studies in the lab provided support for the hypothesis. Progress was made in characterizing phytotoxic activity from *P. medicaginis* in *Medicago* and other crops, and the data generated was presented in two lab meetings at the ACNFP. The work is being continued by a PhD student in the lab. The following talk was also presented: "SSHscreen – an R package for screening Suppression Subtractive Hybridization (SSH) cDNA libraries on microarrays".

# SERVICES

## Tree Health Extension

**Responsible researcher:**

Prof. Jolanda Roux (Extension, Monitoring, Diagnostic Clinic)

**Team Members:**

Ms. Izette Greyling (Diagnostic Clinic and Extension)  
Mr. Brett Hurley (Pest monitoring and Extension)  
Prof. Bernard Slippers  
Prof. Mike Wingfield  
Mr. Wilhelm de Beer (Treehealthnet)

**Objectives:**

Extension activities form an important component of the Tree Protection Co-operative Programme (TPCP) and DST/NRF Centre of Excellence in Tree Health Biotechnology (CTHB). These activities are divided into a number of components. They include all activities linked to the monitoring of pests and diseases of native and plantation trees. Furthermore, they form an important component in the training of our post-graduate students and the creation of awareness amongst the general public, foresters, farmers and conservation staff. Monitoring includes efforts to detect new pathogens and pests in a timely fashion and the evaluation of the change in status of pathogens and pests, which have been present for many years. One of the key components of the monitoring programme is the Diagnostic Clinic that provides one means of rapid detection of new diseases and pests. Data from the clinic and field extension/monitoring activities also form part of a longer term historical record of pests and diseases in South Africa and many other countries where the teams work.



**Diseases and pest recognition workshop for a forestry mensuration team**

**Field activities 2007/2008:** During 2007 a total of 42 field trips were undertaken in South Africa and five to neighbouring countries, accounting to 622 person days in the field. In 2008, 46 field trips were undertaken to areas in South Africa and one field trip to a neighbouring country, representing 593 person days in the field. These field trips included presentations at field days and disease and pest workshops. The dissemination of information regarding pests and diseases forms an important part of the field extension activities and often results in the report of new outbreaks by foresters, farmers and botanists/conservationists. Fieldtrips are also important in obtaining inputs from visiting international scientists. Several field visits with foreign visitors were, therefore, undertaken in 2007/8. During these visits it is attempted to provide as much exposure of these visitors to farmers and foresters as possible,

with guests often presenting talks at small field days. Visiting scientists are also crucial in the training of students and staff of the TPCP and CTHB, providing them with valuable international views.

**Diagnostic Clinic:** The Diagnostic clinic received a total of 2913 samples for the period January to the end of December 2007. Most samples were received in August. Of the samples sent, the majority were from pine (54%), 5.4% were from eucalypts, 0.6% from wattle and 40% were classified as other. The clinic received a total number of 2036 samples during 2008. Pine samples, including both nursery samples for Fusarium screening and disease analyses samples, comprised approximately 85% of the total number of samples received. Of the rest of the samples, 5% were from *Eucalyptus* and 10% of samples were classified as other. Black wattle samples comprised only 0.4% of total samples received. Samples classified as other include water, soil, insect and Petri dish samples, as well as native or other non-native tree species.

**Newsletters, articles, treehealthnet, and internet:**

The TPCP and CTHB extension services include several media other than field visits. The groups publish a newsletter, Tree Health News, twice a year. This newsletter is distributed by the Institute for Commercial Forestry Research (ICFR), together with ICFR news. Furthermore, regular articles are published in forestry and agricultural magazines. The group also manages a list server, Treehealthnet which alerts foresters and farmers to new disease outbreaks, interesting forestry facts and field visits to their areas. News items and scientific articles are posted on the TPCP and CTHB websites ([www.fabinet.up.ac.za](http://www.fabinet.up.ac.za)). The TPCP and CTHB are active participants of the Forest Invasive Species Network for Africa (FISNA) and publish new disease reports on the webpage.



**Field day with South African foresters and international tree health experts**

# Pine Pitch Canker Screening Facility

**Facility management team:**

Prof Teresa Coutinho  
Prof Jolanda Roux  
Dr Emma Steenkamp  
Prof Mike Wingfield

**Technical manager:**

Ms Bernice Porter (2008)  
Ms Izette Greyling (2007)

**Technical committee:**

Mr A Nel (Sappi Forests)  
Mr J Vermaak (Mondi Business Paper)  
Mr G Mitchell (Komatiland Forestry)

In 2005 a collaborative project was launched by Sappi Forests, Mondi Business Paper and Komatiland Forestry to have their pine breeding stock screened for tolerance to the pitch canker fungus, *Fusarium circinatum*. Twice a year, in February and November, between 15 000 and 20 000 seedlings and/or cuttings are inoculated with the fungus. Research was undertaken previously to determine the best inoculation technique to use as well as which isolates to select for optimal screening. A 10 $\mu$ l droplet of a spore suspension, comprised of three virulent isolates, is added to the cut surface of each pine stem with a micropipette. Six weeks later lesion length is determined.



**Six weeks after inoculation, the lesion length is measured by postgraduate students in the programme and the susceptibility/tolerance of the individual family/hybrid/species determined**

# Microarray service

**Facility manager:**

Prof Dave Berger

**Microarray scientific officer:**

Mr Nicky Olivier


The ACGT (African Centre for Gene Technologies) Microarray Facility provides a service of printing DNA samples on glass slides at a density up to 9200 unique genes per slide. A maximum of 36 replicate slides are produced in a single spotting run. Printing is performed using a Generation III Array Spotter (Molecular Dynamics Inc, Sunnyvale, California, USA) housed in a controlled-environment laboratory. Arrayed slides are made available to users who either carry out the required experimental procedures in their own laboratories, or use the laboratory facilities at the University of Pretoria. Processed slides are brought to the Facility for the Scanning service, during which the fluorescence signals across the glass slides are measured and quantified using a GenePix 4000B Scanner (Molecular Devices Corporation, Foster City, California, USA). The captured microarray images and computed raw data are then provided to the user electronically. The Facility has a resident statistician who can assist users in the data analysis procedure using custom scripts in R and limma.

Recent developments at the ACGT Microarray Facility include:

- Expansion of Agilent slide processing capabilities  
A grant from the NRF enabled the Facility to purchase an Agilent Hybridization oven and hybridization chambers. Combined with the 5 µm resolution scanning ability of the current microarray scanner, the Facility is uniquely suited to fully process Agilent microarray slides. The Agilent system provides an extremely flexible and user-friendly way to design very high quality microarray slides, if sufficient genome sequence information is available. Standard microarray designs for selected organisms are also available from Agilent, and the processing of these slides is optimally performed using the hybridization oven and hybridization chambers now available at the Facility.

The most widely used application for Agilent microarray slides is gene expression studies, and the Facility has assisted several researchers to process their slides. Species studied to date include *Homo sapiens* (cancer), *Rattus norvegicus*, *Plasmodium falciparum* and *Zea mays*.

Except for gene expression studies the Agilent system is well suited for array Comparative Genome Hybridization (aCGH) studies. In this technique differences in genome copy numbers are determined for a test sample relative to a reference sample, with different cancer pathologies often displaying consistent copy number variations. The Facility has now started building some expertise in this field by assisting researchers from the University of the Witwatersrand Medical School, Department of Molecular Medicine & Haematology with human cancer aCGH experiments. The data analysis required for these studies is multilayered, with the initial data processing performed in the Facility, while the final comparisons and significance correlations are performed by the researcher concerned using Agilent proprietary software.



**A region of a 4 x 44k array showing the dense probe coverage and spot quality for the Agilent array system**

- Expansion of expertise in Open Source software: Bioconductor, USA ([www.bioconductor.org](http://www.bioconductor.org)). In partnership with BioPAD and the ACGT Bioinformatics and Computational Biology Unit at UP, expertise is being developed in the analysis of a variety of microarray datasets using open source R modules. This is the preferred method of data analysis endorsed by the Facility, and is performed with assistance of a statistician. Recently more sophisticated limma scripts have been developed that are useful for the analysis of single channel data in two channel gene expression studies.

For more information, please consult

<http://microarray.up.ac.za/>

FABI research groups have used the ACGT Microarray Facility in their research projects. A project of the Fungal Genetics Group led to the development of a 20-mer oligo diagnostic slide for differentiating between *Leptographium* species. The Eucalyptus Pine Pathogen Interactions Group studied the resistance to the bacterial pathogen *Ralstonia solanacearum* in *Arabidopsis thaliana*. The Molecular Plant-Pathogen Interactions group has an ongoing project on expression profiling the response of maize plants to grey leaf spot disease using whole genome maize arrays. The MPPI Group also uses microarrays to identify DArT markers in a tomato recombinant inbred line population.

Departments/institutions that made use of the Facility include the University of Pretoria Departments of Biochemistry, Genetics, Microbiology and Plant Pathology, Plant Science, Medical Physiology, University of Johannesburg Department of Biochemistry, University of the Witwatersrand Schools of Molecular and Cell Biology, School of Anatomical Sciences, CSIR Biosciences and the ARC Vegetable and Ornamental Plant Institute.

# AWARDS

## Awards for Excellence introduced in FABI

Ever since its establishment in 1998, FABI has pursued excellence across its many key performance indicators. This approach has resulted in many accolades for FABI students, academic staff members and for the institute itself. Large numbers of students have thus received prestigious bursaries from various organizations, awards for research excellence and for travel to mention but a few. Likewise academic staff members have received special awards from organisations such as the Department of Water Affairs and Forestry, the Department of Science and Technology, the National Research Foundation, the South African Association for Art and Science, the Royal Society of South Africa, the Academy of Sciences of South Africa and various others. Against this background of excellence, the FABI Management decided to institute a suite of awards to be made annually to exceptional FABIANS and FABI stakeholders.

FABI awards were made for the first time in 2007 and these have already come to be recognised as important and highly prized. The FABI awards are as follows:

### Best FABI student publication

Given the importance of research quality in FABI, one award recognizes the best publication produced by a FABI student in the award year. The recipient in the case of this award is easily chosen based on the ISI impact factor of the paper produced.

2007    **Lieschen de Vos**  
2008    **Nicky Creux**

### Best FABI MSc thesis

This award is given to a MSc student who achieved the highest mark through external examination of a thesis.

2007    **Michelle Victor**  
2008    **Luke Solomon**

### FABI award for mentorship

MSc or PhD student who has demonstrated outstanding mentorship, in the broad sense, to other students.

2007    **Irene Barnes**  
          **Wilhelm de Beer**  
          **Martin Ranik**  
2008    **Magriet van der Nest**

### Best FABI student personal website

The aim of this award is to encourage FABI students to produce personal web sites of high quality. Selection of the winner in this case is made through confidential ballot by students.

2007    **Gilbert Kamgam Nkuekam**  
          **Chrizelle Beukes**  
2008    **Bernice Porter**

### Best FABI student feature article on the website

The FABI web site includes short popular exposes of research papers and the best of these is selected by students to receive this award.

2007    **Marelize van Wyk**  
2008    **Nicky Creux**

### FABI award for “getting the message to the public”

This award goes to a student who has excelled in transferring the FABI Science message to the public. Tangible evidence of transferring the accomplishments of FABI, or the science conducted by FABI or its members to the public must be demonstrated.

2007    **Marieka Gryzenhout**  
2008    **Joha Grobbelaar**

### FABI award for recognizing contributions by a member of staff of the University

This award is made to a member of staff of the University of Pretoria that has provided exceptional support to FABI.

2007    **Marie Theron**  
2008    **Cathy Barnard**

### FABI award for recognizing contributions by a person external to the University

This award acknowledges the exceptional contributions to FABI by a stakeholder external to the University of Pretoria. Selection of the recipient is made by the FABI community.

2007    **Mike Edwards (Executive Director of Forestry South Africa)**  
2008    **Colin Dyer (Director of the Institute for Commercial Forestry Research)**  
          **Bernard Janse (Mondi)**

### FABIAN of the year

This is FABI's premium award for students and it recognizes excellence across a broad range of contributions including research, mentorship, support to the maintenance of the structures of the Institute and others. The recipient is chosen by FABI students.

2007    **Draginja Pavlic**  
2008    **Irene Barnes**



**Figures from left to right, top to bottom**  
**Mike Wingfield handing the awards to (A) Draginja Pavlic (2007); (B) Irene Barnes (2008); (C) Marie Theron (2007); (D) Cathy Barnard (2008); (E) Mike Edwards (2007); (F) Bernard Janse (2008); (G) Marieka Gryzenhout (2007); and (H) Nicky Creux (2008)**

## FABI celebrates two recipients of UP honorary doctorates

During the past two years, the University of Pretoria has conferred Honorary Doctorates on two truly exceptional people that have also had close ties with FABI. An Honorary Doctorate represents the highest academic award made by the University, recognizing exceptional contributions to society. Illustrating this level of excellence is found in past recipients of UP honorary doctorates that include Nelson Mandela, Professor Wally Marasas. FABI was thus delighted that the Council of the University of Pretoria chose to award honorary doctorates to Mr. Antony (Tony) Trahar in 2007 and to Mr. Ken Pegg in 2008. These awards were made in the Faculty of Business and Management Sciences and in the Faculty of Natural and Agricultural Sciences respectively.

Tony Trahar is one of South Africa's best known business personalities. His first association with FABI was at the time when he was Chairman of Mondi and when he was instrumental in establishing the Mondi Chair in Forest Pathology. This was some years prior to the establishment of FABI, but Mondi has continued to support the chair, in the interests of promoting tree health in South Africa. Tony went on to become the Chairman of Anglo American PLC and he has contributed substantially to the lives and livelihoods of large

numbers of South Africans. His receipt of an honorary doctorate appropriately recognizes his huge contributions directly and indirectly to the University of Pretoria and to South Africa.

Ken Pegg, an Australian scientist living in Brisbane, is arguably one of the world's best known plant pathologists. More specifically, he has contributed a lifetime of research and leadership in the field of subtropical fruit pathology. He is for example well-known for the contributions that he has made to finding practical solutions to the devastating Phytophthora root rot of Avocado's. While he has produced large numbers of exceptional research publications during his career, Ken Pegg is especially appreciated for the tremendous mentorship that he has provided to many young pathologists and for the practical solutions that he has brought to the sub-tropical fruit industry including in South Africa, that sustains a continuous battle against a growing number of disease problems. FABI researchers have benefited deeply from the many scientific and leadership contributions of Ken Pegg and were delighted to celebrate his well-deserved honorary doctorate with him.



Mike Wingfield and Tony Trahar (left) and Ken Pegg (right) after they received their honorary doctorates

## University of Pretoria Chancellor's medal award to two FABI supporters

The University of Pretoria Chancellor's medal is one of the highest awards of the institution. This award recognized the exceptional lifetime achievements of exceptional people, and particularly those that have been in some way involved in the activities of the University. In 2008, two exceptional South Africans that were also hugely involved in growth and development of FABI received UP Chancellor's medals. These went to Mr. Mike Edwards, past executive director of Forestry South Africa, and Mr. Rodney Hearne, a farmer who has been hugely influential in building the South African banana industry. While the Chancellor's awards are normally presented at UP graduation ceremonies, a special exception was made in the case of these two awards that were made as part of the FABI 10-year celebrations.

Rodney Hearne became associated with FABI shortly after the institute was founded in 1998. As a leader of the South African Banana Grower's Association, he recognized the importance of research to improve banana-growing in South Africa. More specifically, he and his colleagues sought to promote research on the devastating banana disease known as Panama Wilt and caused by the fungus *Fusarium oxysporum* f.sp. *cubense*. He was thus instrumental in establishing a research programme in FABI focused on

banana pests and diseases and especially on Panama Wilt. Rodney's many contributions to the betterment of the life of South African's extend far beyond his involvement in FABI and his receipt of the UP Chancellor's medal is deeply deserved.

Although its reach now extends much more widely, FABI was established based on a programme focused on research on pests and diseases important to the South African forestry industry. It is, therefore, not surprising that Mike Edwards, in his capacity as Executive Director of Forestry South Africa, was fundamentally involved in the establishment of FABI. He was closely involved in the first discussions relating to moving the Tree Protection Co-operative Programme to the University of Pretoria and in so doing, establishing a new post graduate research institute to house the TPCP. Post the establishment of FABI, Mike has been hugely involved in leading many research projects in FABI serving on the board of the TPCP. In recent years, he has also guided the DST/NRF Centre of Excellence in Tree Health Biotechnology (CTHB), also serving on the Centre's board. FABI was thus delighted that the Senate and the Council of the University of Pretoria decided to present Mike Edwards with the Chancellor's award.



Figures from left to right, top to bottom:  
 Prof Ströh, Mike Wingfield, Mike Edwards, Rodney Hearne and Prof Crewe (L to R) after the Chancellor's award were given to Mike and Rodney  
 Prof Mike Wingfield receiving his APS fellowship in the USA  
 Brenda Wingfield receives the Woman in Science Award from the Minister of Science & Technology  
 XuDong Zhou (3<sup>rd</sup> from left) receiving the Outstanding Youth Award from the Chinese Academy of Forestry

### TCPC and CTHB scientists awarded for outstanding science

**Professor Brenda Wingfield** was awarded the national Distinguished Woman Scientist Award in the area of Life Science during an awards dinner in Johannesburg on the 8<sup>th</sup> of August 2008. This award, made by the South African Department of Science and Technology (DST) celebrates "Women in Science" as a direct response to the vision encapsulated in the National Research and Development Strategy of ultimate improvement in the quality of life of South Africans. The adjudication criteria were a proven research publication record, evidence of international eminence, experience in supervising other researchers, national and/or international acclaim for their research, contribution of research outputs to building the knowledge base and exploitability of outputs. She was also awarded the Woman in Water Sanitation and Forestry award in 2007 from the Department of Water Affairs and Forestry.

**Professor Mike Wingfield** was the recipient of two prestigious awards in 2008. On the 29<sup>th</sup> of July Mike was one of only 12 recipients of a prestigious APS *Fellow award* handed out by the American Phytopathological Society. The Society grants this honour to a current APS member in recognition of distinguished contributions to plant pathology and/or to The American Phytopathological Society. Fellow recognition is based on significant contributions in one or more of the following areas: original research, teaching, administration, professional and public service, and/or extension and outreach. The ceremony took place at the APS Centennial conference in Minneapolis, USA. To quote the President of the APS, Prof Ray Martyn: "It gives me great pleasure to inform you that you have been elected an APS

Fellow this year. As you know, this is the highest honour our society bestows upon a member and it recognizes your outstanding career and service to APS".

The second award Mike received this year was the Academy of Science of South Africa's (ASSAf) *Science-For-Society 2008 Gold Medal*. The committee of the ASSAf were particularly impressed by Prof Wingfield's self-initiated research, his record of training postgraduate students and the potential contribution of his research to South African society.

**Professor Bernard Slippers** was awarded one of the University of Pretoria's seven Exceptional young researcher awards. One of the University of Pretoria's most important goals is its delivery of quality research outputs. To give recognition to the people who are responsible for the establishment and development of the University's reputation as a research institution of note, the University annually holds an Awards Ceremony to honour its outstanding achievers in the academic field. There are three categories for these awards: the Chancellor's Awards, the Outstanding Achievers: Academic, and the Exceptional Young Researchers Awards.

**Professor Jolanda Roux** was the runner in the Woman in Water Sanitation and Forestry award in 2007 from the Department of Water Affairs and Forestry.

**Dr. Irene Barnes** was awarded the PANNAR floating trophy award at the Southern African Society of Plant Pathology for the best paper presentation (2009).



# WORKSHOPS & CONFERENCES

## First International Banana Symposium

During 10-14 September 2007, The International Society for Horticultural Science (ISHS) and the Global Programme for *Musa* Improvement (ProMusa) hosted their first international symposium Focusing on "The recent advances in banana crop protection for sustainable production and improved livelihoods". The event was co-organised by Bioversity International and The Banana Research Programme @ FABI, University of Pretoria. Financial support was received from FABI, Bioversity International, Du Roi Laboratories, the Centre for Agricultural and Rural Cooperation, Inqaba Biotech, Dole South Africa, Bayer and the Kiepersol branch of BGASA.

Ninety two delegates from 25 countries came together for a three-day symposium to discuss the status of banana pests and diseases and the progress made in control strategies. The programme included the following sessions:

- Management of bacterial and viral diseases
- Enhancing soil health for pathogen and pest management
- New approaches to foliar disease management
- Understanding diversity, managing diseases
- Understanding plants responses to diseases and pest challenge
- The role of crop improvement in pest and disease management
- Improving crop protection: on-farm experiences and approaches for more effective training, input delivery and information

The abstracts booklet (in pdf form) can be downloaded from [http://www.promusa.org/news/ISHS\\_ProMusa\\_program.pdf](http://www.promusa.org/news/ISHS_ProMusa_program.pdf).

## Diversity Array Technology Workshop (DArT) (March/April 2008)

Diversity Arrays are a powerful technology for plant breeding, genetic analysis and biodiversity studies. It has been particularly useful for the study of crop plants, and is currently being applied in two research programmes of FABI – tomato diversity arrays being used by Dr Antoinette Van Schalkwyk in the MPPI group of Prof Dave Berger and Eucalyptus diversity arrays in the FMG group of Prof Zander Myburg.

Dr. Andrzej Kilian, the inventor of this technology, presented a workshop on Diversity Arrays during March/April 2008 in FABI that was attended by 26 South African scientists. Participants were from University of Limpopo, University of Venda, University of Zululand, University of the Western Cape, University of the Witwatersrand, University of Free State, University of Stellenbosch, University of Pretoria, SANBI, four different institutes of the Agricultural Research Council, University of Nairobi and International Livestock Research Institute, Kenya, and industry was represented by SAKATA Vegetenics, RSA and CenGen, Western Cape.

The Department of Science and Technology provided funding for most of the delegates to attend the workshop as well as the travel of Dr. A. Kilian to South Africa. The workshop was arranged as a satellite activity to the SA Genetics Society congress, SAGS2008. This meant that over 100 delegates were able to benefit from the plenary lecture of Dr A. Kilian, and also presentations by Prof Berger, Prof Myburg and Dr Van Schalkwyk. Furthermore, DArT workshop participants were also given the opportunity to be sponsored to attend the SAGS2008 congress (eleven in total). The DArT workshop was a great success with very positive feedback from the participants. In addition, Dr. Matias Kirst, a guest of Prof Myburg at SAGS2008, presented a guest lecture on genetic mapping at the workshop.



DArT Workshop participants with presenters Dr. Andrzej Kilian and Dr. Matias Kirst.

## Virus induced gene silencing (VIGS) workshop (February 2008)

Viral vectors have found great use in plant functional genomics for the *in vivo* silencing of specific genes as well as the over-expression of gene products. The University of Pretoria and the Scottish Crops Research Institute (SCRI) arranged a South Africa-UK science network activity funded by the Royal Society and the NRF to provide technical and theoretical assistance to researchers interested in the use of viral vectors in plant studies. The network was made up of Prof Dave Berger (FABI, UP), Dr. Bridget Crampton (CSIR Biosciences) and Dr Eduard Venter (University of Johannesburg) on the South African side and Dr. Ingo Hein from SCRI in the UK.



VIGS workshop delegates with Dr Hein, Dr Gilroy and Prof Birch

The training course started with a one-day symposium hosted at the CSIR Biosciences in Pretoria, where guest speakers presented talks about several aspects of the use of virus vectors in plant functional genomics. The speaker delegation from SCRI were Dr Hein, Prof Paul Birch, Dr Eleanor Gilroy, and Dr Leighton Pritchard. Local guest speakers were Prof Chrissie Rey from University of Witwatersrand, Prof Johan Burger from University of Stellenbosch, Dr. Crampton and Dr. Venter.

The Symposium was attended by 75 postgraduate students and scientists from many different University Departments and Science Councils in South Africa, including 12 from CSIR Biosciences, 8 from University of Johannesburg, 25 from University of Pretoria representing Departments of Plant Science, Genetics, Biochemistry, Bioinformatics, Zoology and Entomology, Microbiology and Plant Pathology and the Forestry and Agricultural Biotechnology Institute (FABI), 9 from University of Witwatersrand, and also delegates from Citrus Research International, I Temba Labs, South African National Biodiversity Institute (SANBI), South African Sugarcane Research Institute (SASRI), and the Agricultural Research Council Vegetable and Ornamental Plant Institute.

This was followed by a four-day laboratory workshop in the MPPI lab at FABI. Participants were from several laboratories across the country that are using or planning to use plant viral vectors for their research. Intensive hands-on experience was gained in the design and execution of virus-induced gene silencing (VIGS) experiments in monocotyledonous and dicotyledonous plant species. RT-qPCR assays using the

Roche HTC480 Litecycler in FABI were also carried out, an important tool to assess the efficacy of silencing.



Local presenters at Plant Virus Vector Symposium, CSIR: Prof C Rey, Prof J Burger, Dr E Venter and Dr B Crampton

## International Symposium on the Sirex Woodwasp

Forty international researchers and foresters from 17 different countries, and as many delegates from South Africa, convened between 9-16 May 2007 in Pretoria and Pietermaritzburg, to engage with the subject of the *Sirex* woodwasp and its control. The meeting was jointly organised by *Sirex* researchers at FABI (Prof Mike Wingfield, Prof Bernard Slippers and Mr Brett Hurley), the South African *Sirex* Control Programme and the Institute for Commercial Forestry Research (ICFR) (Prof Colin Dyer and Mrs Sally Upfold). This symposium emerged from the realization that there is an international need to combine efforts to combat the growing threat of *Sirex* globally. The symposium succeeded in bringing together a rich mosaic of both practical and academic experience from virtually all groups working in this domain around the world, providing an international summary of the leading research and management efforts around *Sirex*.

After the symposium, international delegates had the opportunity to experience first hand the efforts of the South African *Sirex* Control Programme. After a field trip through Mpumalanga and Zululand in KwaZulu-Natal, they spent a day in-field in the KwaZulu-Natal midlands, looking at forest compartments where *Sirex* is present and the control efforts surrounding it. This was followed by a one-day workshop held in Pietermaritzburg, focused on combining international and local expertise and experience towards more effectively management of *Sirex* in southern Africa.

One of the most important outcomes of the International Symposium and Workshop was that it facilitated the birth of invaluable collaboration and partnerships with experts from around the globe. It was also decided to establish a central data base of literature and information ([www.fabinet.up.ac.za/sirex](http://www.fabinet.up.ac.za/sirex)) pertaining to the *Sirex* woodwasp and other Siricidae. There can be no doubt that this remarkable event will continue to support efforts to manage the *Sirex* woodwasp well into the future.



Delegates of the International Sirex Symposium (Photo by Luke Esprey)

**IUFRO Research Group 7.03.00 (Entomology) conference: Recent Advances in Forest Entomology**

The conference, "Recent Advances in Forest Entomology" was held 1-6 July 2008 in Pretoria. The meeting was sponsored by IUFRO Research Group 7.03.00, "Entomology" and organized by researchers and staff at FABI (Bernard Slippers, Mike Wingfield, Jolanda Roux, Brett Hurley, Jenny Hale, Eva Muller, Rose Visser and Heidi Roos) and Andrew Liebhold from the USDA. The conference was organized as a satellite meeting to the XXIII International Congress of Entomology that was held the following week in Durban, South Africa. Following two days of scientific presentations in Pretoria, delegates spent two days viewing sites of entomological and tourist interest en route to Durban.

The conference was attended by 63 delegates representing the following 21 countries: Argentina, Australia, Brazil, Canada, Chile, China, Czech Republic, France, Finland, Hungary, Indonesia, New Zealand, Northern Ireland, South Africa, Sweden, Switzerland, Russia, Spain, Uruguay, USA and Zambia. A total of 37 oral and 10 poster presentations were given. This conference represented the continuation of a tradition in RG 7.03.00 of holding a satellite meeting in conjunction with the International Congress of Entomology, which is held every four years. As in previous years, the meeting was a chance for forest entomologists to take a little extra time and meet on their own, network and build strong relationships with fellow scientists who share common interests, as well as become acquainted with local entomological problems. This conference was particularly successful in meeting these goals, in part because of the unique geographical representation of delegates, particularly from countries in Latin America and Africa, which typically are under-represented at IUFRO meetings.



# PUBLICATIONS 2007-2009

These lists include only publications that had appeared by the end of May 2009. Manuscripts in press and submitted for publication are not included.

## Books

- Coutinho TA, Goszczynska T, Lennox C, Venter SN** (2009) Bacterial diseases of plants in South Africa. Briza Publications, Pretoria, South Africa.
- Gryzenhout M, Wingfield BD, Wingfield MJ** (2009) The Cryphonectriaceae: Tree killing and bark inhabiting fungi. American Phytopathological Society Press, St. Paul, Minnesota.
- Marincowitz S, Crous PW, Groenewald JZ, Wingfield MJ** (2008) Microfungi occurring on Proteaceae in the fynbos. CBS Biodiversity Series 7, CBS, Utrecht, The Netherlands.

## Chapters in books and symposium proceedings

- Aveling TAS, Goszczynska T** (2009) Bacterial seedborne diseases in South Africa. In: Bacterial Diseases of Plants in South Africa. Edited by T.A. Coutinho, CL Lennox, T Goszczynska, SN Venter. Briza Publications, South Africa, pp. 12-17.
- Botha A-M, Swanevelder D, Shultz T, Van Eck I, Lapitan NLV** (2008). Deciphering defense strategies that are elucidated in wheat containing different *Dn* resistance genes. Proceedings of the 11<sup>th</sup> Wheat Genetics Symposium, Brisbane, Australia, August 24-29, 2008. p. O29.
- Botha-Oberholster A, Oberholster PJ** (2008). Protection of photosynthesis against solar UV radiation by different screening compounds in the benthic blue-green algae *Hydrococcus cesatii*. Comparative Biochemistry and Physiology. Part A: Molecular & Integrative Physiology, 150(3) Supplement 1, pp S158-S159.
- Kunert K, Vorster J, Chikwamba R, Schlüter U** (2008) Biotechnology entrepreneurship and education: A South African experience. In: Best practices in Biotechnology education (Y. Friedman, ed.). Logos-Press, Washington DC. pp. 3-12.
- Lapitan NLV, Hess A, Wang H, Van Eck I, Scofield S, Botha A-M** (2008). Different sets of wheat genes are used in Dn7-mediated resistance to feeding by two biotypes of Russian wheat aphid. Proceedings of the 11th Wheat Genetics Symposium, Brisbane, Australia, August 24-29, 2008.
- Myburg AA, Potts BM, Marques CMP, Kirst M, Gion J-M, Grattapaglia D, Grima-Pettenati J** (2007) *Eucalyptus*. In: Kole CR, Ed. Genome Mapping & Molecular Breeding in Plants. Vol. 7: Forest Trees. Springer, Heidelberg.
- Prins A, Verrier, P, Kunert KJ, Foyer CH** (2008). CO2 enrichment modulates both proteinase and proteinase inhibitors in maize. Proceedings of the 14th International Congress on Photosynthesis (Allen JF, Gantt E, Golbeck JH Osmond B, eds.) Springer Publishers, pp. 1375-1378.
- Wingfield MJ, Slippers B, Hurley BP, Coutinho TA, Wingfield BD, Roux J** (2007) Eucalypt pests and diseases: Growing threats to plantation productivity. Proceedings, IUFRO 2007 Working Group 2.08.03 Meeting "Eucalypts and Diversity: Balancing Productivity and Sustainability", 22-26 October, 2007, Durban, South Africa.
- termites and *Termitomyces* symbionts in South Africa. *BMC Evolutionary Biology* 7: 115.
- Aanen DK, Slippers B, Wingfield MJ** (2009) Biological pest control in beetle agriculture. *Trends in Microbiology* 17: 179-182.
- Andjic V, Barber PA, Carnegie AJ, Hardy GSJ, Wingfield MJ, Burgess TI** (2007) Phylogenetic reassessment supports accommodation of *Phaeophleospora* and *Colletogloeopsis* from eucalypts in *Kirramyces*. *Mycological Research* 111: 1184-1198.
- Andjic V, Barber PA, Carnegie AJ, Pegg GS, Hardy GESJ, Wingfield MJ, Burgess TI** (2007) *Kirramyces viscidus* sp nov., a new eucalypt pathogen from tropical Australia closely related to the serious leaf pathogen, *Kirramyces destructans*. *Australasian Plant Pathology* 36: 478-487.
- Andjic V, Hardy GE StJ, Cortinas MN, Wingfield MJ, Burgess TI** (2007) Multiple gene genealogies reveal important relationships between species of *Phaeophleospora* infecting *Eucalyptus* leaves. *FEMS Microbiology Letters* 268: 22-33.
- Athman SY, DuBois T, Coyne D, Gold CS, Labuschagne N, Viljoen A** (2007) Effect of endophytic *Fusarium oxysporum* on root penetration and reproduction of *Radopholus similis* in tissue culture-derived banana (*Musa* spp.) plants. *Nematology* 9: 599-607.
- Barnes I, Cortinas MN, Wingfield MJ, Wingfield BD** (2008) Microsatellite markers for the red band needle blight pathogen, *Dothistroma septosporum*. *Molecular Ecology Resources* 8: 1026-1029.
- Barnes I, Kirisits T, Akulov A, Chhetri DB, Wingfield BD, Bulgakov TS, Wingfield MJ** (2008) New host and country records of the *Dothistroma* needle blight pathogens from Europe and Asia. *Forest Pathology* 38: 178-195.
- Barros MEC, Crampton MC, Marais GJ, Lezar S** (2008) A DNA-based method to quantify *Stenocarpella maydis* in maize. *Maydica* 53: 125-129.
- Bogale M, Steenkamp ET, Wingfield MJ, Wingfield BD** (2009) Diverse *Fusarium solani* isolates colonise agricultural environments in Ethiopia. *European Journal of Plant Pathology* 124: 369-378.
- Bogale M, Wingfield BD, Wingfield MJ, Steenkamp ET** (2007) Species-specific primers for *Fusarium redolens* and a PCR-RFLP technique to distinguish among three clades of *Fusarium oxysporum*. *FEMS Microbiology Letters* 271: 27-32.
- Brady C, Cleenwerck I, Venter SN, Vancanneyt M, Swings J, Coutinho TA** (2008) Phylogeny and identification of *Pantoea* species associated with plants, humans and the natural environment based on multilocus sequence analysis (MLSA). *Systematic and Applied Microbiology* 31: 447-460.
- Brady C, Venter SN, Cleenwerck I, Vancanneyt M, Swings J, Coutinho TA** (2007) An FAFLP-system for the improved identification of plant-pathogenic and -associated species of the genus *Pantoea*. *Systematic and Applied Microbiology* 30: 413-417.
- Carnegie AJ, Burgess TI, Beilharz V, Wingfield MJ** (2007) New species of *Mycosphaerella* from Myrtaceae in plantations and native forests in eastern Australia. *Mycologia* 99: 461-474.
- Chungu D, Muimba-Kankolongo A, Roux J, Malambo FM** (2008) Bark removal for medicinal use predisposes indigenous forest trees to wood degradation. *Southern Hemisphere Forestry Journal* 69: 157-163.
- Cortinas MN, Wingfield BD, Wingfield MJ** (2008) Microsatellite markers for the *Eucalyptus* stem canker fungal pathogen *Kirramyces gauchensis*. *Molecular Ecology Resources* 8: 590-592.
- Coutinho TA, Steenkamp ET, Mongwaketsi K, Wilmot M, Wingfield MJ** (2007) First outbreak of pitch canker in a South

## In refereed journals

- Aanen DK, Ros VID, de Fine Licht HH, Rouland-LeFèvre C, Mitchel J, Slippers B, de Beer ZW, Boomsma JJ** (2007) Patterns of specificity in interactions between fungus-growing

- African pine plantation. *Australasian Plant Pathology* 36: 256-261.
- Coutinho TA, Venter SN** (2009) *Pantoea ananatis*: an unconventional plant pathogen. *Molecular Plant Pathology* 10: 325-335.
- Crampton BG, Hein I, Berger DK** (2009) Salicylic acid confers resistance to a biotrophic rust pathogen, *Puccinia substriata* in pearl millet, *Pennisetum glaucum*. *Molecular Plant Pathology* 10: 291-304.
- Creux NM, Ranik M, Berger DK, MYBURG AA** (2008) Comparative analysis of orthologous cellulose synthase promoters from *Arabidopsis*, *Populus* and *Eucalyptus*: evidence of conserved regulatory elements in Angiosperms. *New Phytologist* 179: 722-737.
- Crous PW, Groenewald JZ, Summerell BA, Wingfield BD, Wingfield MJ** (2009) Co-occurring species of *Teratosphaeria* on *Eucalyptus*. *Persoonia* 22: 38-48.
- Crous PW, Groenewald JZ, Wingfield MJ, Phillips AJL** (2007) *Neofusicoccum mediterraneum*. *Fungal Planet* 19.
- De Graaf J, Schoeman AS, Govender P, Viljoen A** (2008) Efficacy of cultural control measures against the banana weevil, *Cosmopolites sordidus* (Germar), in South Africa. *Journal of Applied Entomology* 132: 36-44.
- De Meyer EM, de Beer ZW, Summerbell RC, Moharram AM, de Hoog GS, Vismer HF, Wingfield MJ** (2008) Taxonomy and phylogeny of new wood- and soil-inhabiting *Sporothrix* species in the *Ophiostoma stenoceras-Sporothrix schenckii* complex. *Mycologia* 100: 647-661.
- De Vos L, Myburg AA, Wingfield MJ, Desjardins AE, Gordon TR, Wingfield BD** (2007) Complete Genetic linkage maps from an interspecific cross between *Fusarium circinatum* and *Fusarium subglutinans*. *Fungal Genetics and Biology* 44: 701-714.
- De Wet J, Preisig O, Wingfield BD, Wingfield MJ** (2008) Patterns of multiple virus infections in the conifer pathogenic fungi, *Diplodia pinea* and *Diplodia scrobiculata*. *Journal of Phytopathology* 156: 725-731.
- De Wet J, Slippers B, Preisig O, Wingfield BD, Wingfield MJ** (2008) Phylogeny of the Botryosphaeriaceae reveals patterns of host association. *Molecular Phylogenetics and Evolution* 46: 116-126.
- Domola MJ, Thompson GJ, Aveling TAS, Laurie SM, Strydom H, van den Berg AA** (2008) Sweet potato viruses in South Africa and the effect of viral infection on storage root yield. *African Plant Protection*. 14: 15-23.
- Du Preez FB, Myburg AA, Venter E, Botha A-M** (2008) Resistance genes in the *Triticeae* and the dynamics of divergence before duplication. *South African Journal of Botany* 74: 51-64.
- Duran A, Gryzenhout M, Slippers B, Ahumada R, Rotella A, Flores F, Wingfield BD, Wingfield MJ** (2008) *Phytophthora pinifolia* sp. nov. associated with a serious needle disease of *Pinus radiata* in Chile. *Plant Pathology* 57: 715-727.
- Endah R, Beyene G, Kiggundu A, van den Berg N, Schlüter U, Kunert K, Chikwamba R** (2008) Elicitor and *Fusarium*-induced expression of NPR1-like genes in banana. *Plant Physiology and Biochemistry* 46: 1007-1014.
- Girard C, Rivard D, Kiggundu A., Kunert K., Gleddie SC, Cloutier C, Michaud D** (2007) A multicomponent, elicitor-inducible cystatin complex in tomato, *Solanum lycopersicum*. *New Phytologist* 173: 841-851.
- Glen M, Alfnas AC, Zauza EAV, Wingfield MJ, Mohammed C** (2007) *Puccinia psidii*: a threat to the Australian environment and economy. *Australasian Plant Pathology* 36: 1-16.
- Goszczynska T, Venter SN, Coutinho TA** (2007) Isolation and identification of the causal agent of brown stalk rot, a new disease of corn in South Africa. *Plant Disease* 91: 711-718.
- Govender V, Aveling TAS, Kritzinger Q** (2008) The effect of traditional storage methods on germination and vigour of maize (*Zea mays* L.) from northern KwaZulu-Natal and southern Mozambique. *South African Journal of Botany* 74: 190-196.
- Grobbelaar JW, Barnes I, Cortinas M-N, Bloomer P, Wingfield MJ, Wingfield BD** (2009) Development and characterization of polymorphic markers for the sap-stain fungus *Ophiostoma quercus*. *Molecular Ecology Resources* 9: 399-401.
- Groenewald M, Barnes I, Bradshaw RE, Brown AV, Dale A, Groenewald JZ, Lewis KJ, Wingfield BD, Wingfield MJ, Crous PW** (2007) Characterization and distribution of mating type genes in the *Dothistroma* needle blight pathogens. *Phytopathology* 97: 825-834.
- Hammerbacher A, Wright LP, Wingfield BD, Wingfield MJ, Coutinho TA** (2009) Factors affecting pine pitch canker modelled on Michaelis-Menten kinetics. *Botany* 87: 36-42.
- Heath RN, Roux J, Gryzenhout M, Carnegie AJ, Smith IW, Wingfield MJ** (2007) *Holocryphia eucalypti* on *Tibouchina urvilleana* in Australia. *Australasian Plant Pathology* 36: 560-564.
- Heath RN, Wingfield MJ, Wingfield BD, Meke G, Mbaga A, Roux J** (2009) *Ceratocystis* species on *Acacia mearnsii* and *Eucalyptus* spp. in eastern and southern Africa including six new species. *Fungal Diversity* 34: 41-68.
- Heath RN, Wingfield MJ, Van Wyk M, Roux J** (2009) Insect associates of *Ceratocystis albifundus* and patterns of association in a native savanna ecosystem in South Africa. *Environmental Entomology* 38: 356-364.
- Hunter GC, Crous PW, Carnegie AJ, Wingfield MJ** (2009) *Teratosphaeria nubilosa*, a serious leaf disease pathogen of *Eucalyptus* spp. in native and introduced areas. *Molecular Plant Pathology* 10: 1-14.
- Hunter GC, van der Merwe NA, Burgess TI, Carnegie AJ, Wingfield BD, Crous PW, Wingfield MJ** (2008) Global movement and population biology of *Mycosphaerella nubilosa* infecting leaves of cold-tolerant *Eucalyptus globulus* and *E. nitens*. *Plant Pathology* 57: 235-242.
- Hurley BP, Govender P, Coutinho TA, Wingfield BD, Wingfield MJ** (2007) Fungus gnats and other Diptera in South African forestry nurseries and their possible association with the pitch canker fungus. *South African Journal of Science* 103: 43-46.
- Hurley BP, Slippers B, Coutinho TA, Wingfield BD, Govender P, Wingfield MJ** (2007) Molecular detection of fungi carried by *Bradysia difformis* (Sciariidae: Diptera) in South African forestry nurseries. *Southern Hemisphere Forestry Journal* 69: 103-109.
- Hurley BP, Slippers B, Croft PK, Hatting HJ, van der Linde M, Morris AR, Dyer C, Wingfield MJ** (2008) Factors influencing parasitism of *Sirex noctilio* (Hymenoptera: Siricidae) by the nematode *Deladenus siricidicola* (Nematoda: Neotylenchidae) in summer rainfall areas of South Africa. *Biological Control* 45: 450-459.
- Hurley BP, Slippers B, Wingfield MJ** (2007) A critical review of control of the alien invasive woodwasp, *Sirex noctilio*, in the southern hemisphere, with a special emphasis on biological control. *Agricultural and Forest Entomology* 9: 159-171.
- Jacobs A, Coutinho TA, Wingfield MJ, Ahumada R, Wingfield BD** (2007) Characterization of the pitch canker fungus, *Fusarium circinatum*, from Chile. *South African Journal of Science* 103: 253-257.
- Kamgan Nkuekam G, Jacobs K, de Beer ZW, Wingfield MJ, Roux J** (2008) *Ceratocystis* and *Ophiostoma* species, including three new taxa, associated with wounds on native South African trees. *Fungal Diversity* 29: 37-59.
- Kamgan Nkuekam G, Jacobs K, de Beer ZW, Wingfield MJ, Roux J** (2008) *Pesotum australi* sp. nov. and *Ophiostoma quercus* associated with *Acacia mearnsii* trees in Australia and Uganda, respectively. *Australasian Plant Pathology* 37: 406-416.
- Kirisits T, Konrad H, Halmshchalger E, Stauffer C, Wingfield MJ, Chhetri DB** (2007) *Sirococcus* shoot blight on *Picea spinulosa* in Bhutan. *Forest Pathology* 37: 40-50.
- Kiula B, Lyimo NG, Botha A-M** (2008) Association between AFLP-based genetic distance and hybrid performance in tropical maize. *Plant Breeding* DOI 10.1111/j.1439-0523.2007.01434.x.
- Kvas M, Marasas WFO, Wingfield BD, Wingfield MJ, Steenkamp ET** 2009. Diversity and evolution of *Fusarium* species in the *Gibberella fujikuroi* complex. *Fungal Diversity* 34: 1-21.
- Kvas M, Steenkamp ET, Al Adawi AO, Deadman ML, Al Jahwari AA, Marasas WFO, Wingfield BD, Ploetz RC, Wingfield MJ** (2008) *Fusarium mangiferae* associated with mango malformation in the Sultanate of Oman. *European Journal of Plant Pathology* 121: 195-199.
- Lapitan NLV, Hess A, Botha A-M, Cooper B, Badilo D, Iyer H, Menert J, Close T, Wright L, Tahir M, Hanning Lawrence CG** (2008) Differentially expressed genes during malting and

- correlation with malting quality phenotypes in barley (*Hordeum vulgare* L.). *Theoretical & Applied Genetics* DOI 10.1007/s00122-008-0951-8.
- Lapitan NLV, Li Y-C, Peng J, Botha A-M** (2007) Fractionated extracts of Russian wheat aphid eliciting defense responses in wheat. *Journal of Economic Entomology* 100: 990-999.
- Law PJ, Claudel-Renard C, Joubert F, Al Louw, DK Berger** (2008) MADIBA: A web server toolkit for biological interpretation of Plasmodium and plant gene clusters. *BMC Genomics* 9: 105.
- Legesse BW, Myburg AA, Pixley KV, Twumasi-afriyie S, Botha AM** (2007) Relationship between hybrid performance and the AFLP based genetic distance in highland maize inbred lines. *Euthytica* DOI 10.1007/s10681-007-9503-6.
- Lennox CL, Hoffmann JH, Coutinho TA, Roques A** (2009) A threat of exacerbating the spread of pitch canker precludes further consideration of a cone weevil, *Pissodes validirostris*, for biological control of invasive pines in South Africa. *Biological Control* 50: 179-184.
- Linnakoski R, de Beer ZW, Rousi M, Niemela P, Pappinen A, Wingfield MJ** (2008) Fungi, including *Ophiostoma karelicum* sp. nov., associated with *Scolytus ratzeburgi* infesting birch in Finland and Russia. *Mycological Research* 112: 1475-1488.
- Lombard L, Bogale M, Montenegro F, Wingfield BD, Wingfield MJ** (2008) A new bark canker disease of the tropical hardwood tree *Cedrelinga cateniformis* in Ecuador. *Fungal Diversity* 31: 73-81.
- Madoroba E, Steenkamp ET, Theron J, Huys G, Scheirlinck I, Cloete TE** (2009) Polyphasic taxonomic characterization of lactic acid bacteria isolated from spontaneous sorghum fermentations used to produce ting, a traditional South African food. *African Journal of Biotechnology* 8: 458-463.
- Maier W, Wingfield BD, Mennicken M, Wingfield MJ** (2007) Polyphyly and two emerging lineages in the rust genera *Puccinia* and *Uromyces*. *Mycological Research* 111: 176-185.
- Marincowitz S, Groenewald JZ, Wingfield MJ, Crous PW** (2008) Species of Botryosphaeriaceae occurring on Proteaceae. *Persoonia* 21: 111-118.
- Martins CM, Beyene G, Hofs J-L, Krüger K, Van der Vyver, C, Schlüter U, Kunert KJ** (2008) Effect of water deficit stress on cotton plants expressing the Bt-toxin. *Annals of Applied Biology* 152: 255-262.
- Maseko B, Burgess TI, Coutinho TA, Wingfield MJ** (2007) Two new *Phytophthora* species from South African *Eucalyptus* plantations. *Mycological Research* 111: 1321-1338.
- Meisel B, Korsman J, Kloppers FJ, Berger DK** (2009) *Cercospora zeina* is the causal agent of grey leaf spot disease of maize in southern Africa. *European Journal of Plant Pathology* 124: 577-583.
- Mohali S, Slippers B, Wingfield MJ** (2007) Identification of *Botryosphaeriaceae* species from *Eucalyptus*, *Acacia* and *Pinus* in Venezuela. *Fungal Diversity* 25: 143-165.
- Mohali SR, Slippers B, Wingfield MJ** (2009) Pathogenicity of seven species of the Botryosphaeriaceae on *Eucalyptus* clones in Venezuela. *Australasian Plant Pathology* 38: 135-140.
- Momtaz S, Mapunya BM, Houghton PJ, Edgerly C, Hussein A, Naidoo S, Lall N** (2008). Tyrosinase inhibition by extracts and constituents of *Sideroxylon inerme* L. stem bark, used in South Africa for skin lightening. *Journal of Ethnopharmacology* 119: 507-512.
- Naicker D, Marais GJ, van den Berg H, Masango MG** (2007) Some fungi, zearalenone and other mycotoxins in chicken rations, stock feedstuffs, lucerne and pasture grasses in the communal farming area of Rhenosterkop in South Africa. *Journal of the South African Veterinary Association* 78: 69-74.
- Naidoo S, Murray SL, Denby KJ, Berger DK** (2007). Microarray analysis of the *Arabidopsis thaliana* *cir1* (constitutively induced resistance 1) mutant reveals candidate defence response genes against *Pseudomonas syringae* pv tomato DC3000. *South African Journal of Botany* 73: 412-421.
- Nakabonge G, Burgess T, Gryzenhout M, Wingfield B, Wingfield MJ, Roux J** (2008) Population structure of the fungal pathogen *Holocryphia eucalypti* in Australia and South Africa. *Australasian Plant Pathology* 37: 154-161.
- Nakabonge G, Gryzenhout M, Wingfield BD, Wingfield MJ, Roux J** (2007) Genetic diversity of *Chrysosporthe cubensis* in eastern and southern Africa. *South African Journal of Science* 103: 261-264.
- Nkuekam GK, Barnes I, Wingfield MJ, Roux J** (2009) Distribution and population diversity of *Ceratocystis pirilliformis* in South Africa. *Mycologia* 101: 17-25.
- Oberholster PJ, Botha A-M** (2007) Use of PCR based technologies for risk assessment of a winter cyanobacterial bloom in Lake Midmar, South Africa. *African Journal of Biotechnology* 6: 1794-1805.
- Oberholster PJ, Botha A-M, Ashton P** (2008) Appearance of new taxa: invertebrates, phytoplankton and bacteria in an alkaline, saline, meteorite crater lake, South Africa. *Fundamental and Applied Limnology* 173: DIO:10.1127/1863-9135/2009/0000/0000.
- Oberholster PJ, Botha A-M, Ashton P** (2008) The influence of a toxic cyanobacterial bloom and turbid lake water on phytoplankton populations and macroinvertebrate abundance in the upper littoral zone of Lake Krugersdrift, South Africa. *Ecotoxicology* 18:34-46.
- Oberholster PJ, Botha A-M, Cloete TE** (2007) Ecological implications of artificial mixing and bottom-sediment removal for a shallow urban lake, Lake Sheldon, Colorado. *Lakes & Reservoirs: Research and Management* 12: 73-78.
- Oberholster PJ, Botha A-M, Cloete TE** (2008) Biological and chemical evaluation of sewage water pollution in the Rietvlei nature reserve wetland area, South Africa. *Environmental Pollution* DOI 10.1016/j.envpol.2007.12.028.
- Oberholster PJ, Myburgh JG, Govender D, Bengis R, Botha A-M** (2008) Identification of potentially toxicogenic environmental *Microcystis* strains after two point-source incidents of clustered wild animal mortalities in the Kruger National Park, South Africa. *Ecotoxicology and Environmental Safety* 72: 1177-1182.
- Oelofse, D., Dubery IA, Berger DK** (2009) Exo-β-1,3-Glucanase (Exg1) from Yeast inhibits *Colletotrichum lupini* and *Botrytis cinerea* spore germination. *Journal of Phytopathology* 157: 1-6.
- Oh TJ, Cullis MA, Kunert K, Engelborghs I, Swennen R** (2007) Genomic changes associated with somaclonal variation in banana (*Musa* spp.). *Physiologia Plantarum* 129:766-774. .
- Paparu P, DuBois T, Coyne D, Viljoen A** (2008) Defence-related gene expression in susceptible and tolerant bananas (*Musa* spp.) following inoculation with non-pathogenic *Fusarium oxysporum* endophytes and challenge with *Radopholus similis*. *Physiological and Molecular Plant Pathology* 71: 149-157.
- Pavlic D, Slippers B, Coutinho TA, Wingfield MJ** (2007) Botryosphaeriaceae occurring on native *Syzygium cordatum* in South Africa and their potential threat to *Eucalyptus*. *Plant Pathology* 56: 624-636.
- Pavlic D, Slippers B, Coutinho TA, Wingfield MJ** (2009) Multiple gene genealogies and phenotypic data reveal cryptic species of the Botryosphaeriaceae: A case study on the *Neofusicoccum parvum/N. ribis* complex. *Molecular Phylogenetics and Evolution* 51: 259-268.
- Pavlic D, Wingfield MJ, Barber P, Slippers B, Hardy GESTJ, Burgess TI** (2008) Seven new species of the Botryosphaeriaceae from baobab and other native trees in Western Australia. *Mycologia* 100: 851-866.
- Payn KG, Dvorak WS, Janse, BJH, Myburg AA** (2008) Microsatellite diversity and genetic structure of the commercially important tropical tree species *Eucalyptus urophylla*, endemic to seven islands in eastern Indonesia. *Tree Genetics and Genomes* 4: 519-530.
- Payn KG, Dvorak WS, Myburg AA** (2007) Chloroplast DNA phylogeography reveals the island colonisation route of the *Eucalyptus urophylla* (Myrtaceae). *Australian Journal of Botany* 55: 673-683.
- Pegg GS, O'Dwyer C, Carnegie AJ, Burgess TI, Wingfield MJ, Drenth A** (2008) *Quambalaria* species associated with plantation and native eucalypts in Australia. *Plant Pathology* 57: 702-714.
- Pérez CA, De Beer ZW, Altier NA, Wingfield MJ, Blanchette RA** (2008) Discovery of the eucalypt pathogen *Quambalaria eucalypti* infecting a non-*Eucalyptus* host in Uruguay. *Australasian Plant Pathology* 37: 600-604.
- Porter B, Wingfield MJ, Coutinho TA** (2009) Susceptibility of South African conifers to the pitch canker pathogen, *Fusarium circinatum*. *South African Journal of Botany* 75: 380-382.

- Prins A, Van Heerden PDR, Olmos E, Kunert KJ, Foyer CH (2008) Cysteine proteinases regulate chloroplast protein content and composition in tobacco leaves: a model for dynamic interactions with ribulose-1, 5-bisphosphate carboxylase/oxygenase (Rubisco) vesicular bodies. *Journal of Experimental Botany* 59: 1935-1950.
- Richardson DM, Rundel PW, Jackson ST, Teskey RO, Aronson J, Bytnerowicz A, Wingfield MJ, Procheş S (2007) Human Impacts in Pine Forests: Past, Present, and Future. *Annual Review of Ecology, Evolution and Systematics* 38: 275-297.
- Rodas CA, Roux J, van Wyk M, Wingfield BD, Wingfield MJ (2008) *Ceratocystis neglecta* sp. nov., infecting *Eucalyptus* trees in Colombia. *Fungal Diversity* 28: 73-84.
- Rodas CA, Slippers B, Gryzenhout M, Wingfield MJ (2009) Botryosphaeriaceae associated with *Eucalyptus* canker diseases in Colombia. *Forest Pathology* 39: 110-123.
- Roets F, Crous PW, Wingfield MJ, Dreyer LL (2009) Mite-mediated hyperphoretic dispersal of *Ophiostoma* spp. from the infructescences of South African *Protea* spp. *Environmental Entomology* 38: 143-152.
- Roets F, de Beer ZW, Wingfield MJ, Crous PW, Dreyer LL (2008) *Ophiostoma gemellus* and *Sporothrix varicibatatus* from mites infesting *Protea* infructescences in South Africa. *Mycologia* 100: 496-510.
- Roets F, Dreyer LL, Wingfield MJ, Begerow D (2008) *Thecaphora capensis* sp. nov., an unusual new anther smut on *Oxalis* in South Africa. *Persoonia* 21: 147-152.
- Roets F, Dreyer LL, Wingfield MJ, Crous PW (2007) *Ophiostoma* species from *Protea* infructescences: Four way interactions between plants, fungi, mites and beetles. *South African Journal of Botany* 73: 309-310.
- Roets F, Wingfield MJ, Crous PW, Dreyer LL (2007) Discovery of fungus-mite mutualism in a unique niche. *Environmental Entomology* 36: 1226-1237.
- Romon P, Zhou XD, Iturrondobeitia JC, Wingfield MJ, Goldarazena A (2007) *Ophiostoma* species (Ascomycetes: Ophiostomatales) associated with bark beetles (Coleoptera: Scolytinae) colonizing *Pinus radiata* in northern Spain. *Canadian Journal of Microbiology* 53: 756-767.
- Roux J, Eisenberg B, Kanzler A, Nel A, Coetzee V, Kietzka E, Wingfield MJ (2007) Testing of selected South African *Pinus* hybrids and families for tolerance to the pitch canker pathogen, *Fusarium circinatum*. *New Forests* 33: 109-123.
- Roux J, Heath RN, Labuschagne L, Nkuekam GK, Wingfield MJ (2007) Occurrence of the wattle wilt pathogen, *Ceratocystis albifundus* on native South African trees. *Forest Pathology* 37: 292-302.
- Santana QC, Coetzee MPA, Steenkamp ET, Mlonyeni OX, Hammond GNA, Wingfield MJ, Wingfield BD (2009) Microsatellite discovery by deep sequencing of enriched genomic libraries. *Biotechniques* 46: 217-223.
- Slippers B, Smit WA, Crous PW, Coutinho TA, Wingfield BD, Wingfield MJ (2008) Taxonomy, phylogeny and identification of Botryosphaeriaceae associated with pome and stone fruit trees in South Africa and other regions of the world. *Plant Pathology* 56: 128-139.
- Slippers B, Wingfield MJ (2007) Botryosphaeriaceae as endophytes and latent pathogens of woody plants: diversity, ecology and impact. *Fungal Biology Reviews* 21: 90-106.
- Steenkamp ET, Stepkowski T, Przymusiak A, Botha WJ, Law IJ (2008) Cowpea and peanut in southern Africa are nodulated by diverse *Bradyrhizobium* strains harboring nodulation genes that belong to the large pantropical clade common in Africa. *Molecular Phylogenetics and Evolution* 48: 1131-1144.
- Tsopeles P, Barnes I, Wingfield MJ, Xenopoulos S (2007) *Seiridium cardinale* on *Juniperus* species in Greece. *Forest Pathology* 37: 338-347.
- Van den Berg N, Berger DK, Hein I, Birch PRJ, Wingfield MJ, Viljoen A (2007) Tolerance in banana to *Fusarium* wilt is associated with early up-regulation of cell wall-strengthening genes in the roots. *Molecular Plant Pathology* 8: 333-341.
- Van der Nest MA, Slippers B, Stenlid J, Wilken PM, Vasaitis R, Wingfield MJ, Wingfield BD (2008) Characterization of the systems governing sexual and self-recognition in the white rot homobasidiomycete *Amylostereum areolatum*. *Current Genetics* 53: 323-336.
- Van Heerden PDR, Kiddle G, Pellny TK, Mokwala PW, Schlüter U, Kunert K, Foyer CH (2008) The acclimation of nodule respiration to dark chilling has a central role in the regulation of the stress-induced inhibition of nitrogenase activity and nodule senescence. *Plant Physiology* 148: 316-327.
- Van Wyk M, Al Adawi AO, Khan IA, Deadman ML, Al Jahwari AA, Wingfield BD, Ploetz RC, Wingfield MJ (2007) *Ceratocystis manginecans* sp. nov., causal agent of a destructive mango wilt disease in Oman and Pakistan. *Fungal Diversity* 27: 213-230.
- Van Wyk M, Pegg G, Lawson S, Wingfield MJ (2007) *Ceratocystis atrox* sp. nov. associated with *Phoracantha acanthocera* infestations on *Eucalyptus grandis* in Australia. *Australasian Plant Pathology* 36: 407-414.
- Van Wyk M, Wingfield BD, Clegg PA, Wingfield MJ (2009) *Ceratocystis larium* sp. nov., a new species from *Styrax benzoin* wounds associated with incense harvesting in Indonesia. *Persoonia* 22: 75-82.
- Van Wyk M, Wingfield BD, Mohali S, Wingfield MJ (2009) *Ceratocystis fimbriatomima*, a new species in the *C. fimbriata sensu lato* complex isolated from *Eucalyptus* trees in Venezuela. *Fungal Diversity* 34: 173-183.
- Vasaitis R, Menkis A, Woon Lim Y, Tomkovsky M, Jankovsky L, Lygis V, Slippers B, Stenlid J (2009) Genetic variation and relationships in *Laetiporus sulphureus sensu lato*, as determined by ITS rDNA sequences and in vitro growth rate. *Mycological Research* 113: 326-336.
- Visser A, Ros V, DeBeer W, Debets A, Hartog E, Kuyper T, Læssøe T, Slippers B, Aanen D (2009) Levels of specificity of *Xylaria* species associated with fungus-growing termites – a phylogenetic approach. *Molecular Ecology* 18: 553-567.
- Wingfield BD, Maphosa L, Coetzee MPA, Mwenje E, Wingfield MJ (2009) Characterization of Zimbabwean *Armillaria* using IGS-1 sequences and AFLPs. *Fungal Diversity* 34: 185-194.
- Wingfield MJ, Hammerbacher A, Ganley RJ, Steenkamp ET, Gordon TR, Wingfield BD, Coutinho TA (2008) Pitch canker caused by *Fusarium circinatum* - a growing threat to pine plantations and forests worldwide. *Australasian Plant Pathology* 37: 319-334.
- Wingfield MJ, Slippers B, Hurley BP, Coutinho TA, Wingfield BD, Roux J (2008) Eucalypt pests and diseases: growing threats to plantation productivity. *Southern Forests* 70: 139-144.
- Wright LP, Wingfield BD, Crous PW, Wingfield MJ (2007) Isolation and characterization of microsatellite loci in *Cylindrocladium pauciramosum*. *Molecular Ecology Notes* 7: 343-345.
- Yamaoka Y, Masuya H, Chung W-H, Goto H, To-Anun C, Tokumasu S, Zhou X, Wingfield MJ (2008) The teleomorph of *Leptographium yunnanense*, discovered in crosses among isolates from Thailand, China, and Japan. *Mycoscience* 49: 233-240.
- Young JM, Allen C, Coutinho T, Denny T, Elphinstone J, Fegan M, Gillings M, Gottwald TR, Graham JH, Iacobellis NS, Janse JD, Jacques M-A, Lopez MM, Morris C, Parkinson N, Prior P, Pruvost O, Rodrigues Neto J, Scortichini M, Takikawa Y, Upper CD (2008) Plant Pathogenic Bacteria as Bioterror Weapons – a Real Threat? *Phytopathology* 98: 1060-1065.
- Zaayman D, Lapitan NLV, Botha A-M (2008) Dissimilar molecular defense responses are elicited in *Triticum aestivum* L. after infestation by different *Diuraphis noxia* (Kurdjumov) biotypes. *Physiologia Plantarum* 135.
- Zhou XD, Burgess TI, De Beer ZW, Lieutier F, Yart A, Klepzig K, Carnegie A, Portales JM, Wingfield BD, Wingfield MJ. 2007. High intercontinental migration rates and population admixture in the sapstain fungus *Ophiostoma ips*. *Molecular Ecology* 16: 89-99.
- Zhou XD, De Beer ZW, Xie Y, Pegg GS, Wingfield MJ (2007) DNA-based identification of *Quambalaria pitereka* causing severe leaf blight of *Corymbia citriodora* in China. *Fungal Diversity* 25: 245-254.
- Zhou XD, Jacobs K, Kirisits T, Chhetri DB, Wingfield MJ (2008) *Leptographium bhutanense* sp. nov., associated with the root collar weevil *Hylobitelus chenкупдоржii* on *Pinus wallichiana* in Bhutan. *Persoonia* 21: 1-8.

Zhou XD, Xie YJ, Chen SF, Wingfield MJ (2008) Diseases of eucalypt plantations in China: challenges and opportunities. *Fungal Diversity* 32: 1-7.

## Patents

### Patent 2007-1262

**Title of invention:** Pest Control  
**Inventor:** J de Graaf

### Patent 2007-9578

**Title of invention:** Detection of fungal pathogens  
**Inventors:** C Munro and A Viljoen

### Patent PCT/IB2007/052002

**Title of invention:** Plant promoters  
**Inventors:** AA Myburg, M Ranik and N Creux

## Papers/posters delivered at international conferences

Ahumada R, Duran A, Slippers B, Gryzenhout M, Wingfield BD, Rotella A, Flores F, Wingfield MJ (2008) An emerging needle blight disease of *Pinus radiata* in Chile. Proceedings of the 9th International Congress of Plant Pathology, August 24-29, Torino, Italy.

Ahumada R, Steenkamp ET, Wingfield BD, Wingfield MJ (2008) The pitch canker fungus *Fusarium circinatum* in Chile. Proceedings of the 9th International Congress of Plant Pathology, August 24-29, Torino, Italy.

Aveling TAS (2007) Report of the Seed Health Committee for the triennium 2004-2007. 28th International Seed Testing Association Congress, 5-11 May 2007, Iguassu Falls, Brazil.

Aveling TAS (2008) Report of the Seed Health Committee 2007. International Seed Testing Association Annual Meeting, 14-20 June 2008, Bologna, Italy.

Barnes I, Kirisits T, Akulov A, Chhetri DB, Wingfield MJ, Bulgakov T, Wingfield BD (2007) New reports of *Dothistroma* needle blight in Eurasian Countries. IUFRO Working Party 7.02.02. Foliage, shoot and stem diseases of forest trees meeting, Sopron, Hungary.

Barnes I, Wingfield MJ, Groenewald M, Kirisits T, Crous PW, Wingfield BD (2007) Exposing the enigma of *Dothistroma* needle blight using molecular markers – a progress report. IUFRO Working Party 7.02.02. Foliage, shoot and stem diseases of forest trees meeting, Sopron, Hungary.

Barnes I, Wingfield MJ, Wingfield BD (2008) Patterns in population diversity reflect global movement of the red band needle blight pathogen *Dothistroma septosporum*. Proceedings of the 9th International Congress of Plant Pathology, August 24-29, Torino, Italy.

Bekker TF, Aveling T, Kaiser C, Labuschagne N, Regnier T (2007) Accumulation of total phenolics due to silicon application in roots of avocado trees infected with *Phytophthora cinnamomi*. VI World Avocado Congress, November 2007, Vina del Mar, Chile.

Bekker TF, Labuschagne N, Aveling T, Kaiser C (2007) Inhibition of *Phytophthora* root rot of avocado with potassium silicate application. VI World Avocado Congress, November 2007, Vina del Mar, Chile.

Belgrove A, Steinberg C, Viljoen A (2007) Investigating induced resistance in banana and competition as models of action in the biological control of *Fusarium oxysporum* f.sp. *cubense* by non-pathogenic strains of *F. oxysporum*. First International ISHS/ProMusa Banana Symposium. 10-14 September 2007, Greenway Woods Resort, White River, South Africa.

Beukes CW, Law IJ, Venter SN, Steenkamp ET (2007) Characterization of nitrogen-fixing bacteria associated with the root nodules of *Hypocalyptus*. 15<sup>th</sup> International Congress on nitrogen fixation & 12<sup>th</sup> International conference of the African association for biological nitrogen fixation, Cape Town, South Africa.

Bogale M, Wingfield MJ, Steenkamp ET, Wingfield BD (2007) Characterization of *Fusarium oxysporum* isolates from Ethiopia using SSR, AFLP and DNA sequence analyses.

Mycological Society of America Meeting, Baton Rouge, Louisiana, USA.

Bogale M, Wingfield MJ, Steenkamp ET, Wingfield BD (2007) Species-specific primers for *Fusarium redolens* and a PCR-RFLP technique to distinguish among three clades of *Fusarium oxysporum*. Mycological Society of America Meeting, Baton Rouge, Louisiana, USA.

Botha A-M, Swanevelder ZH, Shultz T, Van Eck L, Lapitan NLV (2008). Several specific defence strategies are elucidated in wheat containing different Dn genes. IPRI-18th Biennial Workshop, Ft. Collins, USA, February 10-13, 2008.

Botha A-M, Swanevelder ZH, Shultz T, Van Eck L, Lapitan NLV (2008) Deciphering defense strategies that are elucidated in wheat containing different Dn resistance genes. 11th Wheat Genetics Symposium, Brisbane, Australia, August 24-29, 2008.

Brady CL, Cleenwerck I, Venter SN, Vancanneyt M, Swings J, Coutinho TA (2008) Phylogeny and molecular identification of human- and plant-associated *Pantoea* species using Multilocus Sequence Analysis (MLSA). ASM Congress 2008, Boston, USA, 26-30 May 2008.

Coutinho TA, Swart L, Brady CL, Greyling I, Nakabonge G, Venter SN, Rodas CA, Wingfield MJ (2008) *Pantoea* species associated with blight and die-back of *Eucalyptus*. Proceedings of the 9th International Congress of Plant Pathology, August 24-29, Torino, Italy.

Cowley EM, Bradfield JR, Hatherell T-L, Galloway GM, Horsley TN, Jones NB, Edwards NR, Stanger TK, Morris AR, Janse BJH, Bayley AD, Myburg AA (2007) Microsatellite markers and their application in *Eucalyptus* tree breeding. International Union of Forestry Research Organizations (IUFRO) Working Group 2.08.03 Meeting: "Improvement and Culture of Eucalypts, 'Eucalypts and diversity: balancing productivity and sustainability'", 22-26 October 2007, Durban, South Africa.

Creux NM, De Castro MH, Ranik M, Myburg AA (2008) Elucidating the transcriptional network leading to cellulose biosynthesis in trees: cis-regulatory sequences in the promoters of cellulose synthase (CesA) genes of *Eucalyptus*, *Populus* and *Arabidopsis*. FuncFiber International Symposium, March 10 - 12, 2008, Umeå Plant Science Centre, Umeå University, Umeå, Sweden.

Creux NM, Ranik M, Myburg AA (2007) Characterization of promoter regions of six cellulose synthase genes in *Eucalyptus grandis*. American Society of Plant Biology (ASPB) Meeting, 7-11 July 2007, Chicago, Illinois.

De Beer ZW, Paap T, Pegg GS, Roux J, Xie YJ, Zhou XD, Wingfield MJ (2007) *Quambalaria* species: Leaf and shoot pathogens of increasing concern to eucalypt plantation forestry. IUFRO WP 7.02.02, Foliage, Shoot and Stem diseases of forest trees, 21 - 27 May 2007, Sopron, Hungary.

De Beer ZW, Paap T, Pegg GS, Roux J, Xie YJ, Zhou XD, Wingfield MJ (2007) The Expanding Realms of *Quambalaria* Species Infecting Eucalypts. IUFRO WP 2.08.03, Improvement and Culture of Eucalypts, 22 - 26 October 2007, Durban, South Africa.

De Beer ZW, Pegg G, Roux J, Zhou XD, Wingfield MJ (2008) Expansion of eucalypt plantations contributes to the growing importance of *Quambalaria* leaf- and shoot pathogens. Proceedings of 9<sup>th</sup> International Congress of Plant Pathology (ICPP), 24-29 August, 2008, Torino, Italy.

Dittrich-Schröder G, Slippers B, Nester S, Mendel Z, Wingfield MJ (2008) *Leptocybe invasa* (Hymenoptera: Eulophidae) now in South Africa. XXIII International Congress of Entomology, Durban, 6-12 July 2008. (Poster)

Echeverri D, Slippers B, Hurlley BP, Wingfield MJ (2007) Population diversity and structure of the *Eucalyptus* Snout-Beetle, *Gonipterus scutellatus* (Coleoptera, Curculionidae) in South Africa, Spain, Chile and Uruguay. IUFRO WP 2.08.03 Improvement and Culture of Eucalypts. 'Eucalypts and diversity: balancing productivity and sustainability' 22 - 26 October 2007, Durban, South Africa.

Fourie G, Steenkamp ET, Gordon TR, Viljoen A (2007) Speciation within the *Fusarium oxysporum* complex, with specific reference to the banana wilt pathogen, *Fusarium oxysporum* f.sp. *cubense*. ISHS/ProMusa 27th international symposium on: Recent advances in banana crop protection for sustainable production and improved livelihoods. Greenway



- Woods Resort, White River, South Africa, 10-14 September 2007.
- Fourie G, Steenkamp ET, Gordon TR, Viljoen A** (2008) Assessment of genetic diversity of *Fusarium oxysporum* f.sp. *cubense* using microsatellite markers. 9th International Conference of Plant Pathology. Torino, Italy 24-29 August 2008.
- Fourie G, Steenkamp ET, Gordon TR, Viljoen A** (2008) Genetic relatedness in a worldwide collection of *Fusarium oxysporum* f.sp. *cubense*, the causal agent of Fusarium wilt of banana. 9th International Conference of Plant Pathology. Torino, Italy 24-29 August 2008.
- Fourie G, Steenkamp ET, Gordon TR, Viljoen A** (2008) Multi-gene sequencing and microsatellite markers reveal genetic diversity among vegetative compatibility groups of *F. oxysporum* f.sp. *cubense*. 10th International *Fusarium* workshop and the International *Fusarium* Genomics Workshop. Sardinia, Italy, 30-4 September 2008.
- Gomez P, Jacobs K, Zhou XD, Ye H, Wingfield MJ** (2007) New species of *Leptographium* associated with conifer-infesting bark beetles in China. Asian Mycological Congress (AMC2007) & X<sup>th</sup> International Marine and Freshwater Mycology Symposium (IMFMS). Changing Scenarios in Fungal Research and Innovation, 2-6 December 2007, Penang, Malaysia.
- Goszczyńska T, Brady BL, Venter SN, Cleenwerck I, Vancanneyt M, Swings J, Coutinho TA** (2008) Two seed-borne bacterial species, *Pantoea ananatis* and *P. allii* sp. nov., are associated with centre rot of onion. Proceedings of the 9th International Congress of Plant Pathology, August 24-29, Torino, Italy.
- Govender V, Aveling TAS, Kritzing Q** (2007) Effect of pesticides on maize seed germination, emergence and control of Fusarium graminearum. XVI International Plant Protection Congress (IPCC) (in association with the BCPC International Congress - Crop Science & Technology 2007) 15 - 18 October 2007, SECC, Glasgow. British Crop Protection Council. UK. Volume 2: 744-745. ISBN 139781901396676.
- Govender V, Aveling TAS, Kritzing Q** (2008) Maize chronicles: the journey from the field to storage – the untold story! International Seed Testing Association – Seed Health Symposium, 14-18 April 2008, Kruger Park, South Africa.
- Govender V, Kandolo DA, Aveling TAS, Kritzing Q** (2007) Effect of fungicide seed treatment on germination and vigour of maize seed during storage. 28<sup>th</sup> International Seed Testing Association Congress, 5-11 May 2007, Iguassu Falls, Brazil.
- Grobbelaar JW, De Beer ZW, Bloomer P, Wingfield MJ, Wingfield BD** (2008) A new species of *Ophiostoma* from hardwoods in Africa. Proceedings of the 9th International Congress of Plant Pathology, August 24-29, Torino, Italy.
- Gryzenhout M, Wingfield BD, Wingfield MJ** (2008) Radical revision of the important pathogen genus *Cryphonectria* and allied fungi emerges from phylogenetic insight. Proceedings of the 9th International Congress of Plant Pathology, August 24-29, Torino, Italy.
- Hurley BP, Slippers B, Hatting HJ, Croft P, Wingfield MJ** (2007) The Sirex control program in the eastern parts of South Africa: Lessons from research efforts between 2004-2006. International Sirex Symposium, 10-11 May, Pretoria, South Africa.
- Hurley BP, Slippers B, Klepzig K, Wingfield MJ** (2008) Factors influencing the Sirex-Pine interaction in South Africa. XXIII International Congress of Entomology, Durban, 6-12 July 2008.
- Hurley BP, Slippers B, Lebusa M, Wingfield MJ** (2007) IUFRO WP 2.08.03 Improvement and Culture of Eucalypts. 'Eucalypts and diversity: balancing productivity and sustainability' 22 - 26 October 2007, Durban, South Africa.
- Hurley BP, Slippers B, Wingfield MJ** (2008) Native pests attacking non-native plantation trees in South Africa. IUFRO division 7.03 meeting, Recent Advances in Forest Entomology, Pretoria to Durban 1-6 July 2008.
- Jacobs A, Van Wyk PS, Marasas WFO, Wingfield BD, Coutinho TA, Wingfield MJ** (2008) A new *Fusarium* species in the *Gibberella fujikuroi* complex from pineapple in South Africa. Proceedings of the 9th International Congress of Plant Pathology, August 24-29, Torino, Italy.
- Klepzig K, Hofstetter RW, Ayres MP, Slippers B** (2007) Competitive interactions among forest insect associated fungi: Implications to biology, population dynamics, and control. International Sirex Symposium, 10-11 May, Pretoria, South Africa.
- Kvas M, Steenkamp ET, Al Adawi AO, Deadman ML, Al Jahwari AA, Marasas WFO, Wingfield BD, Ploetz RC, Wingfield MJ** (2008) Mango malformation in the Sultanate of Oman. Proceedings of the 9th International Congress of Plant Pathology, August 24-29, Torino, Italy.
- Lapitan NLV, Hess A, Peng J, Wang H, Botha A-M** (2008) Differentially expressed genes in wheat during feeding by two Russian wheat aphid biotypes and functional analysis of defense responses. IPRI-18th Biennial Workshop, Ft. Collins, USA, February 10-13, 2008.
- Lapitan NLV, Hess A, Wang H, Van Eck L, Scofield S, Botha A-M** (2008) Different sets of wheat genes are used in Dn7-mediated resistance to feeding by two biotypes of Russian wheat aphid. 11th Wheat Genetics Symposium, Brisbane, Australia, August 24-29, 2008.
- Lapitan NLV, Hess A., Botha A-M, Cooper B, Badillo D, Iyer H, Menert J, Close TJ, Wright L, Tahir M, Hanning G, Lawrence C** (2008) Differentially expressed genes during malting and correlation with malting quality phenotypes in barley. Plant & Animal Genomes XV Conference, Town & Country Convention Center, San Diego, CA, W039: Barley, January 15-19, 2008.
- Lapitan NLV, Li Y-C, Walters RSG, Peng Y, Peairs FB, Botha A-M** (2007) Limited nuclear and mitochondrial DNA variation among Russian wheat aphid (*Duraphis noxia*) biotypes from the United States and South Africa. American Entomological Society Meeting, San Diego, December 9-12, 2007.
- Lawson SA, Moore CJ, Slippers B, Hurley BP, Wingfield MJ** (2008) Isolation of sex pheromones of cossid wood moth (Lepidoptera: Cossidae) pests of eucalypt plantations in Australia and South Africa. IUFRO division 7.03 meeting, Recent Advances in Forest Entomology, Pretoria to Durban 1-6 July 2008.
- Lombard L, Bogale M, Montenergro F, Wingfield MJ, Steenkamp ET, Wingfield BD** (2007) A bark canker disease of the tropical hardwood tree, *Cedrelinga catenaeformis* in Ecuador. Mycological Society of America Meeting, Baton Rouge, Louisiana, USA.
- Lu M, Zhou XD, Wingfield MJ, Gillette N, Sun JH** (2008) Ophiostomatoid fungi associated with an invasive pest of pine, *Dendroctonus valens* LeConte (Scolytinae), in China. Proceedings of 9<sup>th</sup> International Congress of Plant Pathology (ICPP), 24-29 August, 2008, Torino, Italy.
- Madoroba E, Theron J, Steenkamp ET, Huys G, Scheirlinck I, Cloete TE** (2008) Molecular characterization of lactic acid bacteria isolated from spontaneous sorghum fermentations used to produce ting, a South African fermented food. Science with Africa Conference, Addis Ababa, Ethiopia.
- Makhari OM, Steenkamp ET, Coutinho TA, Wingfield MJ** (2008) Determining the source of *Inoculum* of *Fusarium circinatum* in the Western Cape outbreak of pitch canker in South Africa
- McNair G, Victor M, Myburg AA** (2007) miRNAs expressed during normal and tension wood formation in *Eucalyptus* trees. International Union of Forestry Research Organizations (IUFRO) Working Group 2.08.03 Meeting: "Improvement and Culture of Eucalypts, 'Eucalypts and diversity: balancing productivity and sustainability'", 22-26 October 2007, Durban, South Africa.
- McNair GR, Victor M, Myburg AA** (2007) miRNA expression profiling in *Eucalyptus* trees under normal and tension wood formation. IUFRO Tree Biotechnology 2007 Meeting, 3-8 June 2008, Ponta Delgada, Azores.
- Meyer T, Donzelli BGG, Churchill ACL, Viljoen A** (2007) Understanding the molecular basis of pathogenicity of *Fusarium oxysporum* f.sp. *cubense* on banana. First International ISHS/ProMusa Banana Symposium. 10-14 September 2007, Greenway Woods Resort, White River, South Africa.
- Mphahlele M, Zhou H, Ranik M, Mansfield SD, Myburg AA** (2007) Functional genetic analysis of the *Eucalyptus gunnii* cinnamoyl-CoA reductase (EuCCR) gene in the *irx4* mutant of

- Arabidopsis thaliana*. IUFRO Tree Biotechnology 2007 Meeting, 3-8 June 2008, Ponta Delgada, Azores (Awarded as best poster presentation at meeting).
- Mphahlele MM, Zhou H, Ranik M, Mansfield SD, Myburg AA** (2007) Overexpression of the *Eucalyptus gunnii* cinnamoyl-CoA reductase (EUCCR) gene in wild type and *irx4* mutant *Arabidopsis thaliana* plants. International Union of Forestry Research Organizations (IUFRO) Working Group 2.08.03 Meeting: "Improvement and Culture of Eucalypts, 'Eucalypts and diversity: balancing productivity and sustainability'", 22-26 October 2007, Durban, South Africa.
- Mudau V, Cawe N, Aveling TAS** (2008) Regulation of import and export of seeds in South Africa. International Seed Testing Association – Seed Health Symposium, 14-18 April 2008, Kruger Park, South Africa
- Muimba-Kankolongo A, Ng'andwe P, Nawa IN, Roux J** (2007) Damage of foliar stem diseases in young eucalypt plantations in Zambia. International Union of Forestry Research Organizations Working Party 2.08.03 Congress on the Improvement and Culture of Eucalypts 'Eucalypts and diversity: balancing productivity and sustainability' 22 - 26 October 2007, Durban South Africa.
- Munro C, Myburg AA, van den Berg N, Viljoen A** (2008) Expression of defence-related genes in four banana cultivars infected with *Fusarium oxysporum* f.sp. *cubense*. 9th International Conference of Plant Pathology. Torino, Italy 24-29 August 2008.
- Munro C, Myburg AA, van den Berg N, Viljoen A** (2008) Expression of defence-related genes against *Fusarium oxysporum* f.sp. *cubense* in *Musa* cultivars. 10th International *Fusarium* workshop and the International *Fusarium* Genomics Workshop. Sardinia, Italy, 30-4 September 2008.
- Munro C, van den Berg N, Myburg AA, Viljoen A** (2007) Identification of pathogen-induced responses in banana inoculated with *Fusarium oxysporum* f.sp. *cubense*. First International ISHS/ProMusa Banana Symposium. 10-14 September 2007, Greenway Woods Resort, White River, South Africa.
- Myburg AA, Bradfield JR, Cowley EM, Creux NM, De Castro MH, Hatherell T-L, Mphahlele MM, O'Neill M, Ranik M, Solomon L, Victor M, Zhou H, Galloway GM, Horsley TN, Jones NB, Stanger TK, Bayley AD, Edwards NR, Janse BJH** (2007) Forest and Fibre Genomics: Biotechnology Tools for Applied Tree Improvement. Proceedings of the International Union of Forestry Research Organizations (IUFRO) Working Group 2.08.03 Meeting: "Improvement and Culture of Eucalypts, 'Eucalypts and diversity: balancing productivity and sustainability'", 22-26 October 2007, Durban, South Africa.
- Myburg AA, Grattapaglia D, Tuskan GA, Schmutz J, Barry, K, Bristow J, The *Eucalyptus* Genome Network** (2008) Sequencing the *Eucalyptus* Genome: Genomic Resources for Renewable Energy and Fiber Production. Plant & Animal Genome XVI Conference W195, January 12-16, 2008. San Diego, CA.
- Nadel R, Slippers B, Scholes M, Bouvet JP, Wingfield MJ** (2008) *Thaumastocoris* infestations on non-native *Eucalyptus* plantation in South Africa. IUFRO division 7.03 meeting, Recent Advances in Forest Entomology, Pretoria to Durban 1-6 July 2008.
- Nadel R, Slippers B, Scholes M, Wingfield MJ** (2007) IUFRO WP 2.08.03 Improvement and Culture of Eucalypts. 'Eucalypts and diversity: balancing productivity and sustainability' 22 - 26 October 2007, Durban, South Africa.
- Ndunguru J, Legg J, Aveling TAS, Thompson G, Fauquet CM** (2007) Genetic variability of East African cassava mosaic virus in Tanzania. Biotechnology, breeding and seed systems for African crops conference. 26–29 March 2007, Maputo, Mozambique.
- O'Neill M, Ranik M, Myburg AA** (2007) Expression of *Eucalyptus* cellulose synthase (CesA) genes in *Arabidopsis thaliana*. International Union of Forestry Research Organizations (IUFRO) Working Group 2.08.03 Meeting: "Improvement and Culture of Eucalypts, 'Eucalypts and diversity: balancing productivity and sustainability'", 22-26 October 2007, Durban, South Africa.
- Oberholster PJ, Botha A-M** (2007) Use of PCR based technologies for risk assessment of a cyanobacterial bloom in Lake Midmar, South Africa. Society of European Freshwater 5th Meeting, Palermo, Italy, July 8-13, 2007.
- Oberholster PJ, Botha A-M** (2008) Protection of Photosynthesis against Solar UV Radiation by different screening compounds in the benthic blue-green algae *Hydrococcus cesatii*. Society of Experimental Biology Annual Main Meeting, Marseille, France, July 6-10, 2008
- O'Neill MM, Ranik M, Myburg AA** (2007) Expression of *Eucalyptus* cellulose synthase (CesA) genes in *Arabidopsis thaliana*. IUFRO Tree Biotechnology 2007 Meeting, 3-8 June 2008, Ponta Delgada, Azores.
- Paparu P, Coyne D, Dubois T, Munro C, Viljoen A** (2007) Induction in banana of defence-related genes by endophytic *Fusarium oxysporum* strains V5w2 and Emb2.40. First International ISHS/ProMusa Banana Symposium. 10-14 September 2007, Greenway Woods Resort, White River, South Africa.
- Payn KG, Dvorak WS, Myburg AA** (2007) Chloroplast DNA phylogeography reveals the island colonisation history of *Eucalyptus urophylla* (Myrtaceae). IUFRO Tree Biotechnology 2007 Meeting, 3-8 June 2008, Ponta Delgada, Azores.
- Payn KG, Dvorak WS, Myburg AA** (2007) Spatial patterns of genetic diversity across the natural range of *Eucalyptus urophylla*: implications for conservation and management. International Union of Forestry Research Organizations (IUFRO) Working Group 2.08.03 Meeting: "Improvement and Culture of Eucalypts, 'Eucalypts and diversity: balancing productivity and sustainability'", 22-26 October 2007, Durban, South Africa.
- Phalane FL, Steenkamp ET, Law IJ, Botha WF** (2007) The diversity of root nodule bacteria associated with *Lebeckia* species in South Africa. 15<sup>th</sup> International Congress on nitrogen fixation & 12<sup>th</sup> International conference of the African association for biological nitrogen fixation, Cape Town, South Africa.
- Roux J** (2008) Forests and Forestry in South Africa. Presentation at a meeting of the International Union of Forestry Research Organizations (IUFRO) Working Party 7.3.00 entitled "Recent Advances in Forest Entomology", 1 – 6 July 2008, Pretoria to Durban, South Africa.
- Roux J, Muimba-Kankolongo A, Apetorgbor M, Begoude D, Nakabonge G, Wingfield MJ** (2008) The many challenges for plant pathology in Africa. 9<sup>th</sup> International Congress of Plant Pathology, 24-29 August 2008, Torino, Italy.
- Schultz T, Botha A-M** (2008) Elucidation of defence pathways activated in Beta near isogenic wheat lines upon infestation by *Diuraphis noxia*. XXIII International Congress of Entomology, Durban, South Africa, July 6-12, 2008.
- Selala MC, Mthethwa BLS, Botha A-M, Oberholster PJ** (2008) Selection of suitable insects for toxicity testing of cyanobacterial biotoxin in drinking water of rural water treatment plants, South Africa. XXIII International Congress of Entomology, Durban, South Africa, July 6-12, 2008.
- Slippers B** (2007) Novel and endemic invasive pathogens affecting trees in South Africa. 2nd FORTHREATS meeting, 25-29 September, Brno, Czech Republic.
- Slippers B, Hurley BP, Nadel R, Echeverri D, Wingfield MJ** (2008) Comparing patterns of introduction of forest pests of Pinus and *Eucalyptus* in South Africa using mitochondrial DNA sequence data. XXIII International Congress of Entomology, Durban, 6-12 July 2008.
- Slippers B, Hurley BP, Roux J, Wingfield MJ** (2008) The influence and control of invasive pests in commercial forestry plantations in South Africa. XXIII International Congress of Entomology, Durban, 6-12 July 2008.
- Slippers B, Hurley BP, Van der Nest M, Mlonyeni O, Wingfield BD, Wingfield MJ** (2008) The patterns and effects of international movement on populations of *Sirex noctilio* and its symbiotic fungus, *Amylostereum areolatum*. XXIII International Congress of Entomology, Durban, 6-12 July 2008.
- Slippers B, Hurley BP, Van der nest M, Vasaitas R, Stenlid J, Wingfield MJ** (2007) The spread and establishment of *Sirex noctilio* in non-native environments. International Sirex Symposium, 10-11 May, Pretoria, South Africa.
- Slippers B, Hurley BP, Wingfield MJ** (2007) The spread, impact and control of *Sirex noctilio* in non-native environments.

Inaugural FORTHREATS meeting, 4-7 February 2007, Uppsala, Sweden.

**Slippers B, Hurley BP, Wingfield MJ** (2008) Dealing with *Sirex noctilio* in South Africa. IUFRO division 7.03 meeting, Recent Advances in Forest Entomology, Pretoria to Durban 1-6 July 2008.

**Slippers B, Pavlic D, Maleme H, Wingfield MJ** (2007) A diverse assemblage of Botryosphaeriaceae infect *Eucalyptus* in native and introduced environments. IUFRO 2.08.03 Improvement and Culture of Eucalypts. 'Eucalypts and diversity: balancing productivity and sustainability' 22 - 26 October 2007, Durban, South Africa.

**Slippers B, Roux J, Hurley BP, Wingfield MJ** (2008) Dealing with increasing pathogen and pest threats of *Eucalyptus* in South Africa. Jornadas Forestales de Entre Ríos, INTA, Concordia, Argentina, 30-31 October 2008.

**Solomon L, Myburg AA** (2007) Diurnal profiling of cambial gene expression allows dissection of carbon allocation pathways in *Eucalyptus*. IUFRO Tree Biotechnology 2007 Meeting, 3-8 June 2007, Ponta Delgada, Azores.

**Sutherland R, Chikwamba R, Escalant JV, Kunert K, Viljoen A** (2007) Genetic Modification of Cavendish banana for resistance to the banana weevil, *Cosmopolitus sordidus*. First International ISHS/ProMusa Banana Symposium. 10-14 September 2007, Greenway Woods Resort, White River, South Africa.

**Swanevelder ZH, Venter E, Botha A-M** (2008) Endosymbiont involvement in the development of new *Diuraphis noxia* biotypes. International Plant Resistance to Insects (IPRI)-18th Biennial Workshop, Ft. Collins, USA, February 10-13, 2008.

**Thompson RS, Aveling TAS, Kritzinger Q, Blanco Prieto R** (2008) Development of a method to test for *Fusarium verticillioides* on *Zea mays* seeds. International Seed Testing Association – Seed Health Symposium, 14-18 April 2008, Kruger Park, South Africa.

**Vaillancourt R, Steane D, Kilian A, Myburg AA** (2007) Development of DArT markers for ultra-high-throughput genotyping of eucalypts. IUFRO Tree Biotechnology 2007 Meeting, 3-8 June 2007, Ponta Delgada, Azores.

**Van den Berg N, Berger DK, Hein I, Birch BRJ, Wingfield MJ, Viljoen A** (2008) Genes up-regulated in tolerant Cavendish banana roots in response to *Fusarium oxysporum* f.sp. *ubense* infection. 9th International Conference of Plant Pathology. Torino, Italy 24-29 August 2008.

**Van den Berg N, Berger DK, Hein I, Birch PRJ, Wingfield MJ, Viljoen A** (2008) Genes up-regulated in tolerant Cavendish banana roots in response to *Fusarium oxysporum* f.sp. *ubense* infection. First International ISHS/ProMusa Banana Symposium. 10-14 September, Greenway Woods Resort, White River, South Africa.

**Van der Nest M, Slippers B, Wingfield BD, Stenlid J, Wingfield MJ** (2007) The genetics of recognition in *Amylostereum species*. International Sirex Symposium, 10-11 May, Pretoria, South Africa.

**Van der Nest MA, Slippers B, Wilken M, Van Zyl K, Stenlid J, Wingfield MJ, Wingfield BD** (2008) Location of sexual and vegetative compatibility loci on an AFLP based genetic linkage map of *Amylostereum areolatum*. Proceedings of the 9th International Congress of Plant Pathology, August 24-29, Torino, Italy.

**Van Zuydam N, Wingfield BD, Jacobs K, Lezar S, Wingfield MJ** (2008) Identification of *Leptographium* species using a custom designed species diagnostic microarray. Proceedings of the 9th International Congress of Plant Pathology, August 24-29, Torino, Italy.

**Van Zyl RA, Botha A-M** (2007) Proteins are eliciting defense responses in wheat to *Diuraphis noxia*. XIII International Congress on Molecular Plant-Microbe Interactions. Sorrento, Italy, July 21-27, 2007.

**Van Zyl RA, Botha A-M** (2008) Eliciting proteins from *Diuraphis noxia* biotypes differ in size and composition. IPRI-18th Biennial Workshop, Ft. Collins, USA, February 10-13, 2008.

**Victor M, Sun Y-H, Lu S, Asamizu E, Tabata S, Chiang VL, Myburg AA** (2007) Isolation and characterization of microRNAs from xylogenetic tissues of *Eucalyptus*. Plant & Animal Genome XV Conference P503, January 13-17. San Diego, CA.

**Wingfield MJ, Slippers B, Hurley BP, Coutinho TA, Wingfield BD, Roux J** (2007) Eucalyptus pests and diseases: Growing threats to plantation productivity. IUFRO 2.08.03 Improvement and Culture of Eucalypts. 'Eucalypts and diversity: balancing productivity and sustainability' 22 - 26 October 2007, Durban, South Africa.

**Wingfield MJ, Slippers B, Six D, De Beer ZW, Wingfield BD** (2008) Novel associations between insects, Ophiostomatoid fungi and tree hosts following anthropogenic spread. XXIII International Congress of Entomology, Durban, 6-12 July 2008.

**Zhou XD, Xie YJ, Chen SF, Wingfield MJ** (2007) Eucalypts diseases in China. IUFRO WP 2.08.03, Improvement and Culture of Eucalypts "Eucalypts and diversity: balancing productivity and sustainability", 22 - 26 October 2007, Durban, South Africa.

**Zhou XD, Xie YJ, Wingfield MJ** (2007) Eucalypt diseases in China: current status and future prospects. Asian Mycological Congress (AMC2007) & X<sup>th</sup> International Marine and Freshwater Mycology Symposium (IMFMS), Changing Scenarios in Fungal Research and Innovation, 2-6 December 2007, Penang, Malaysia.

**Zhou XD, Xie YJ, Wingfield MJ** (2008) Status of Eucalypt diseases and their management in China. Proceedings of 9<sup>th</sup> International Congress of Plant Pathology (ICPP), 24-29 August, 2008, Torino, Italy.

**Zhou XD, Xie YJ, Wingfield MJ** (2009) *Leptoclype invasa*, an invasive pest in *Eucalyptus plantations* in China. Proceeding of the XIII<sup>th</sup> World Forestry Congress (WFC2009), 18-23 October, 2009, Argentina.

## Papers/posters delivered at national conferences

**Aveling TAS, Prieto Blanco R** (2007) The effect of fungicide treatment on germination, vigour and seedling emergence. Soilborne Plant Disease Symposium, ARC-Vredenburg Research Centre, Stellenbosch. 19-20 September 2007.

**Barnes I, Kirisits T, Wingfield MJ, Wingfield BD** (2009) Global population structure and diversity of the red band needle blight pathogen, *Dothistroma septosporum*, reflects anthropogenic activity. Proceedings of the 46<sup>th</sup> Annual Congress of the Southern African Society for Plant Pathology, Gordon's Bay.

**Barnes I, Wingfield MJ, Wingfield MJ** (2008) Patterns in population diversity reflect global movement of the red band needle blight pathogen, *Dothistroma septosporum*. 20<sup>th</sup> South African Genetics Society Congress, Pretoria.

**Begoude BAD, Roux J, Slippers B, Wingfield MJ** (2009) Botryosphaeriaceae associated with *Terminalia catappa* in three African countries: South Africa, Madagascar, Cameroon. Proceedings of the 46<sup>th</sup> Annual Congress of the Southern African Society for Plant Pathology, Gordon's Bay.

**Berger DK, Ros B, Korsman J, Newman D, Myburg AA, Middleton F, Kloppers FJ, Derera J, Tongona P, Murray S** (2009) Genomics of Quantitative Disease Resistance in African Maize Varieties. 35<sup>th</sup> Congress of the SA Association of Botanists (SAAB), Stellenbosch, RSA, 18-22 Jan 2009.

**Beukes CW, Law IJ, Venter SN, Maluleke MD, Steenkamp ET** (2009) Diverse beta-rhizobia nodulate the indigenous genus *Hypocalyptus* and related genera of the tribe *Podalyriaceae*. 34<sup>th</sup> Annual Conference of the South African Association of Botanists and the 7<sup>th</sup> Southern African Society for Systematic Biology Biennial Conference, Drakensville Resort.

**Beyene Y, McLeod A, Naidoo S, Berger DK** (2008) Analysis of differentially expressed genes in susceptible and resistant *Arabidopsis* ecotypes upon *Ralstonia solanacearum* infection SAGS2008: 20<sup>th</sup> biennial congress of the SA Genetics Society, University of Pretoria, 27-29 March 2008.

**Bihon W, Slippers B, Burgess T, Bogale M, Wingfield MJ, Wingfield BD** (2009) Development of simple sequence repeats marker to determine genetic diversity of *Diplodia pinea*. Proceedings of the 46<sup>th</sup> Annual Congress of the Southern African Society for Plant Pathology, Gordon's Bay.

**Bogale M, Steenkamp ET, Wingfield MJ, Wingfield BD** (2008) Diverse *Fusarium solani* isolates colonize agricultural

- environments in Ethiopia. 20<sup>th</sup> South African Genetics Society Congress, Pretoria.
- Chen SF, Gryzenhout M, Roux J, Xie YJ, Wingfield MJ, Zhou XD** (2009) The canker pathogen *Chrysosporthe cubensis* on *Eucalyptus* and *Syzygium* species in China. Proceedings of the 46<sup>th</sup> Annual Congress of the Southern African Society for Plant Pathology, Gordons Bay.
- Chungu D, Muimba-Kankolongo A, Pérez G, Wingfield MJ, Roux J** (2009) Genetic diversity of the stem canker pathogen *Kirramyces zuluensis* on Eucalypts in Zambia. Proceedings of the 46<sup>th</sup> Annual Congress of the Southern African Society for Plant Pathology, Gordon's Bay.
- Coetzee MPA, Pildain MB, Wingfield MJ, Wingfield BD** (2008) Characterisation of the the 5S gene and adjacent intergenic spacer regions in the root infecting fungus, *Armillaria*. . 20<sup>th</sup> South African Genetics Society Congress, Pretoria.
- Coetzee MPA, Pildain MB, Wingfield MJ, Wingfield BD** (2009) Evolution of the 5S gene in the root-infecting fungal genus *Armillaria*. Proceedings of the 46<sup>th</sup> Annual Congress of the Southern African Society for Plant Pathology, Gordon's Bay.
- Crampton BG, Berger DK** (2008) Nitric oxide mediated transcriptional changes in pearl millet Joint congress of the SA Association of Botanists (SAAB) and SA Soc for Systematic Biology (SASSB), Drakensville, RSA, 14-18 Jan 2008.
- Crampton BG, Berger DK** (2008) The salicylic acid signalling pathway confers tolerance to a biotrophic rust pathogen in pearl millet, Joint congress of the SA Association of Botanists (SAAB) and SA Soc for Systematic Biology (SASSB), Drakensville, RSA, 14-18 Jan 2008.
- Crampton BG, Hein I, Berger DK** (2009) Manipulation of pearl millet defence gene expression by the rust fungus, *Puccinia substriata*. 46<sup>th</sup> Congress of the Southern African Society for Plant Pathology (SASPP), Gordons Bay, RSA, 25-28 Jan 2009.
- Crampton BG, Hein I, DK Berger** (2008) The salicylic acid signalling pathway confers tolerance to a biotrophic rust pathogen in pearl millet. SAGS2008: 20<sup>th</sup> biennial congress of the SA Genetics Society, University of Pretoria, 27-29 March 2008.
- Creux NM, Ranik M, Myburg AA** (2008) Identification of conserved cis-regulatory sequences in orthologous cellulose synthase promoters from *Arabidopsis*, *Populus* and *Eucalyptus*. South African Genetics Society 2008 Congress, Pretoria, 27 - 29 March 2008.
- Dawlal P, Marais GJ** (2007) Resistance of commercially produced maize cultivars against mycotoxigenic fungi during storage. Abstracts of the 45<sup>th</sup> Congress of the Southern African Society for Plant Pathology, Copanong Conference Centre, Benoni, 21-24 January 2007.
- Dawlal P, Marais GJ, Barros E** (2008) Maize resistance and PCR based detection of mycotoxigenic fungi. Abstracts of the Bio-08 (SASM) congress at Rhodes University, Grahamstown, 21-23 January 2008.
- De Beer ZW, De Meyer EM, Vismer HF, Wingfield MJ** (2009) Human sporotrichosis is caused by a monophyletic complex of *Sporothrix* species. Proceedings of the 46<sup>th</sup> Annual Congress of the Southern African Society for Plant Pathology, Gordon's Bay.
- De Castro MH, Postma A, Ranik M, Creux NM, Myburg AA** (2008) Molecular evolution of the promoter regions of *Eucalyptus* cellulose synthase (CesA) genes. South African Genetics Society 2008 Congress, Pretoria, 27 - 29 March 2008.
- De Castro TC, Berger DK, Myburg AA, Naidoo S** (2008) Susceptibility of *Arabidopsis* secondary cell wall mutants to *Ralstonia solanacearum* isolate CK (BCCF 402) from *Eucalyptus*. 20th Biennial Congress of the South African Genetics Society. Pretoria. South Africa 27-29 March.
- De Castro TC, Myburg AA, Naidoo S** (2008) Tolerance of *Arabidopsis* secondary cell wall mutants against *Ralstonia solanacearum* isolate CK (BCCF 402) from *Eucalyptus*. South African Genetics Society 2008 Congress, Pretoria, 27 - 29 March 2008.
- De Maayer P, Venter SN, Coutinho TA** (2008) The genome sequence of *Pantoea ananatis* – a comparative approach. 20<sup>th</sup> Congress of the South African Genetics Society. Pretoria, 27<sup>th</sup> -29<sup>th</sup> March, 2008.
- De Maayer P, Venter SN, Coutinho TA** (2009) The genome sequence of *Pantoea ananatis*: towards understanding bacterial blight and die-back of *Eucalyptus*. Proceedings of the 46<sup>th</sup> Annual Congress of the Southern African Society for Plant Pathology, Gordon's Bay.
- De Meyer EM, Roux J, Slippers B, Wingfield BD, Wingfield MJ** (2009) Fungi from *Adansonia* spp. (Baobabs) in Africa and Madagascar. Proceedings of the 46<sup>th</sup> Annual Congress of the Southern African Society for Plant Pathology, Gordon's Bay.
- De Ridder G, Mehl J, Kamgan GN, Steenkamp ET, Roux J** (2009) A multi-gene phylogeny of the wilt pathogen *Ceratocystis albifundus* from different hosts and geographic regions. Proceedings of the 46<sup>th</sup> Congress of the Southern African Society for Plant Pathology, Gordon's Bay, South Africa.
- De Vos L, Steenkamp ET, Myburg AA, Wingfield MJ, Wingfield BD** (2008) Location of taxonomically important loci on genetic maps for *Fusarium circinatum* and *Fusarium subglutinans*. 20<sup>th</sup> South African Genetics Society Congress, Pretoria.
- Den Breeyen A, Richardson DM, Wingfield MJ** (2009) The enemy within – are fungal endophytes a potential mechanism for invasiveness? Proceedings of the 46<sup>th</sup> Annual Congress of the Southern African Society for Plant Pathology, Gordon's Bay.
- Durán A, Gryzenhout M, Slippers B, Ahumada R, Rotella A, Flores F, Wingfield BD, Wingfield MJ** (2008) *Phytophthora pinifolia* nom. prov., the likely cause of *Pinus radiata* disease in Chile. 20<sup>th</sup> South African Genetics Society Congress, Pretoria.
- Durán A, Slippers B, Gryzenhout M, Ahumada R, Wingfield BD, Wingfield MJ** (2008) Rapid identification of the needle cast pathogen, *Phytophthora pinifolia* nom. prov. from cultures and needles using species specific PCR primers. 20<sup>th</sup> South African Genetics Society Congress, Pretoria.
- Durán A, Slippers B, Gryzenhout M, Ahumada R, Wingfield BD, Wingfield MJ** (2009) A PCR-RFLP technique to distinguish *Phytophthora* spp. belonging to ITS Clade 6. Proceedings of the 46<sup>th</sup> Annual Congress of the Southern African Society for Plant Pathology, Gordon's Bay.
- Gazendam I, Oelofse D, Coetzer N, Berger DK** (2008) Validation of a cowpea cDNA drought expression library using SSHscreen software and qRT-PCR. SAGS2008: 20<sup>th</sup> biennial congress of the SA Genetics Society, University of Pretoria, 27-29 March 2008.
- Govender V, Aveling TAS, Kritzing Q, van der Merwe CF** (2008) The effect of fungicide seed treatments on the ultrastructure of maize seeds. 46<sup>th</sup> Annual Conference Microscopy Society of Southern Africa, 21-25 July 2008, University of Botswana, Gaborone, Botswana.
- Grobbelaar J, De Beer ZW, Bloomer P, Wingfield MJ, Wingfield BD** (2008) *Ophiostoma tsotsi* prov. nom. a new sap-staining fungus from hardwoods in Africa. 20<sup>th</sup> South African Genetics Society Congress, Pretoria.
- Gryzenhout M, Vermeulen M, Marincowitz S, Slippers B, Roux J, Wingfield MJ** (2009) Endophytes and phylloplane fungi provide an indication of the unexplored fungal biodiversity of southern African trees. Proceedings of the 46<sup>th</sup> Annual Congress of the Southern African Society for Plant Pathology, Gordon's Bay.
- Gryzenhout M, Vermeulen M, Wingfield MJ** (2009) The Cryphonectriaceae is an unexplored family in the Diaporthales. Proceedings of the 46<sup>th</sup> Annual Congress of the Southern African Society for Plant Pathology, Gordon's Bay.
- Heath RN, Van der Merwe NA, Wingfield BD, Wingfield MJ, Roux J** (2008) Population structure of the wilt pathogen, *Ceratocystis albifundus* in southern and eastern Africa. 20<sup>th</sup> South African Genetics Society Congress, Pretoria.
- Hinze B, Slippers B, Wingfield BD, Wingfield MJ** (2007) Identification and characterization of *Botryosphaeriaceae* associated with native Marula trees in South Africa. Proceedings of the 45<sup>th</sup> Annual Congress of the Southern African Society for Plant Pathology, Kopanong, 21-24 January.
- Jackson CS, Lapitan NLV, Venter E, Botha A-M** (2008) Optimization of VIGS in *Triticum aestivum* L. for application in the Russian wheat aphid-bread wheat interaction. 20<sup>th</sup> Biennial Congress of the South African Genetics Society, University of Pretoria, Pretoria, 27-29 March 2008.
- Jacobs K, Wingfield BD, Wingfield MJ** (2007) Seeing the bigger picture: a multi-gene view of *Leptographium* phylogeny

- Proceedings of the 45<sup>th</sup> Annual Congress of the Southern African Society for Plant Pathology, Kopanong, 21-24 January.
- Keyser A, Marais GJ** (2009) Migration and development of storage fungi in maize during the dry milling process in South Africa. Abstracts of the 46<sup>th</sup> Congress of the Southern African Society for Plant Pathology / 6<sup>th</sup> Congress of the African Mycological Association, Villa Via Hotel, Gordon's Bay, 25-28 January 2009.
- Kullan ARK, De Castro MH, Beyleveld M, Jones N, Stanger TK, Bailey AD, Myburg AA** (2008) Establishing a genetic linkage map for growth, propagation and wood property traits in interspecific backcross populations of *Eucalyptus grandis* x *E. urophylla*. South African Genetics Society 2008 Congress, Pretoria, 27 - 29 March 2008.
- Kvas M, Herron DA, Steenkamp ET, Rodas CA, Wingfield MJ** (2009) Novel *Fusarium* lineages in the *Gibberella fujikuroi* complex are associated with *Pinus* species in Colombia. Proceedings of the 46<sup>th</sup> Annual Congress of the Southern African Society for Plant Pathology, Gordon's Bay.
- Kvas M, Steenkamp ET, Marasas WFO, Wingfield BD, Wingfield MJ** (2009) A review of *Fusarium* species in the *Gibberella fujikuroi* complex. Proceedings of the 46<sup>th</sup> Annual Congress of the Southern African Society for Plant Pathology, Gordon's Bay.
- Kvas M, Steenkamp ET, Wingfield BD, Marasas WFO, Wingfield MJ** (2007) *Fusarium* species in the *Gibberella fujikoi* complex associated with *Syzygium cordatum* floral malformation. Proceedings of the 45<sup>th</sup> Annual Congress of the Southern African Society for Plant Pathology, Kopanong, 21-24 January.
- Kvas M, Steenkamp ET, Wingfield BD, Marasas WFO, Wingfield MJ** (2008) DNA-based identification of *Fusarium* species isolated from malformed waterberry inflorescences. 20<sup>th</sup> South African Genetics Society Congress, Pretoria.
- Kvas M, Steenkamp ET, Wingfield BD, Marasas WFO, Wingfield MJ** (2008) Diversity of *Fusarium* species associated with malformed inflorescences of *Syzygium cordatum*. Joint Conference of the South African Association of Botanists and the Southern African Society for Systematic Biology, Drakensville Mountain Resort.
- Madoroba E, Theron J, de Kock HL, Steenkamp ET, Cloete TE** (2007) contribution of starter cultures of lactic acid bacteria to the sensory characteristics of Ting, a South African fermented food. 19<sup>th</sup> South African Association for Food Science and Technology (SAAFoST) Biennial Congress and Exhibition, Durban.
- Mahomed-Ali AB, Marais GJ, Rhower ER, Naudé Y** (2007) Production of methoxypyrazine flavours by mycelial fungi from South Africa. Abstracts of the 45<sup>th</sup> Congress of the Southern African Society for Plant Pathology, Copanong Conference Centre, Benoni, 21-24 January 2007.
- Mahomed-Ali AB, Marais GJ, Rohwer ER, Naudé Y** (2008) Production of methoxypyrazines by *Penicillium purpurogenum* and *Penicillium rubrum*. Abstracts of the Bio-08 (SASM) congress at Rhodes University, Grahamstown, 21-23 January 2008.
- Maleme H, Pavlic D, Slippers B, Wingfield BD, Wingfield MJ** (2007) Identification of *Botryosphaeriaceae* from *Eucalyptus* planted to feed Koala bears at the Pretoria Zoo. Proceedings of the 45<sup>th</sup> Annual Congress of the Southern African Society for Plant Pathology, Kopanong, 21-24 January.
- Maleme H, Pavlic D, Slippers B, Wingfield BD, Wingfield MJ** (2008) Identification of five species of the *Botryosphaeriaceae* affecting *Eucalyptus* in a small plantation in Pretoria. 20<sup>th</sup> South African Genetics Society Congress, Pretoria.
- Mapatwana Q, Steenkamp ET, Marais GJ** (2009) Population dynamics of *Fusarium verticillioides* and fumonisins in the maize milling system. Proceedings of the 46<sup>th</sup> Annual Congress of the Southern African Society for Plant Pathology, Gordon's Bay.
- Maphosa L, Wingfield BD, Coetzee MPA, Mwenje E, Wingfield MJ** (2007) Phylogenetic relationships among *Armillaria* species based on partial elongation factor 1-alpha DNA sequence data. Proceedings of the 45<sup>th</sup> Annual Congress of the Southern African Society for Plant Pathology, Kopanong, 21-24 January.
- Marais GJ** (2007) Fungi and their mycotoxins in the South African context. Southern Cape Environmental Health Congress, South African Institute of Environmental Health, 23-25 April 2007, Fancourt, George.
- Marais GJ** (2009) The value of applied mycology in a changing world. Invited speaker for the Ethyl M. Doidge Memorial Lecture, Abstracts of the 46<sup>th</sup> Congress of the Southern African Society for Plant Pathology / 6<sup>th</sup> Congress of the African Mycological Association, Villa Via Hotel, Gordon's Bay, 25-28 January 2009. p41.
- Martin SH, De Vos L, Wingfield MJ, Wingfield BD** (2009) Pyrosequencing of AFLP markers from *Fusarium circinatum* and *Fusarium subglutinans* enhances the genetic linkage map generated from their hybrid progeny. Proceedings of the 46<sup>th</sup> Annual Congress of the Southern African Society for Plant Pathology, Gordon's Bay.
- McNair GR, Victor M, Myburg AA** (2008) Whole-tree and tension wood responsive miRNA expression patterns in *Eucalyptus* trees. South African Genetics Society 2008 Congress, Pretoria, 27 - 29 March 2008.
- Mehl JWM, Slippers B, Roux J, Geldenhuys C, Wingfield MJ** (2009) *Botryosphaeriaceae* associated with *Pterocarpus angolensis* in South Africa. Proceedings of the 46<sup>th</sup> Annual Congress of the Southern African Society for Plant Pathology, Gordon's Bay.
- Mizrachi E, Ranik M, Myburg AA** (2008) Cellulose synthase terminal complex morphology: an evolutionary and genetic perspective. South African Genetics Society 2008 Congress, Pretoria, 27 - 29 March 2008.
- Mlonyeni OXM, Slippers B, Wingfield BD, Wingfield MJ** (2008) Rapid development of microsatellite markers for *Deladenus siricidicola* using FIASCO enrichment and pyrosequencing. 20<sup>th</sup> South African Genetics Society Congress, Pretoria.
- Muthelo VG, Coetzee MPA, Bogale M, Wingfield MJ, Wingfield BD** (2008) Identification of *Ganoderma* isolates associated with root and butt rot of *Jacaranda mimosifolia* in Pretoria. 20<sup>th</sup> South African Genetics Society Congress, Pretoria.
- Myburg AA, Grattapaglia D, Tuskan GA, Schmutz J, Rokhsar DS, Barry, K, Bristow J, The Eucalyptus Genome Network** (2008) The *Eucalyptus* Genome Project: A Second Forest Tree Genome for Renewable Energy and Fiber Production. South African Proteomics & Genomics Conference II, University of the Western Cape, 3 - 5 March 2008.
- Nagel JH, Gryzenhout M, Slippers B, Wingfield BD, Wingfield MJ** (2009) Identification of *Botryosphaeriaceae* from three hosts in Indonesia. Proceedings of the 46<sup>th</sup> Annual Congress of the Southern African Society for Plant Pathology, Gordon's Bay.
- Naidoo K, Wingfield BD, Wingfield MJ** (2008) Progress towards sequencing the mitochondrial genome of the tree pathogen *Ceratocystis albifundus*. 20<sup>th</sup> South African Genetics Society Congress, Pretoria.
- Naidoo K, Wingfield BD, Wingfield MJ** (2009) Progress towards sequencing the mitochondrial genome of the tree pathogen *Ceratocystis albifundus*. Proceedings of the 46<sup>th</sup> Annual Congress of the Southern African Society for Plant Pathology, Gordon's Bay.
- Naidoo R, Berger DK, Naidoo S** (2009) Transcriptional profiling of a resistant *Arabidopsis thaliana* ecotype to identify candidate genes for defense against the *Eucalyptus* isolate of *Ralstonia solanacearum*. Proceedings of the 46<sup>th</sup> Annual Congress of the Southern African Society for Plant Pathology, Gordon's Bay.
- Naidoo S, Fouché-Weich JP, Denby KJ, Berger DK** (2008) The transcriptional response of *Arabidopsis thaliana* ecotype Col-5 to infection with the *Ralstonia solanacearum* isolate K (BCCF 401) from *Eucalyptus*. 20<sup>th</sup> Biennial Congress of the South African Genetics Society. Pretoria, South Africa 27-29 March.
- Naidoo S, Fouché-Weich JP, Law P, Denby KJ, Berger DK** (2009) Putative *Ralstonia solanacearum* effector targets in *Arabidopsis thaliana* ecotype Col-5 revealed by comparative expression profiling. 46<sup>th</sup> Congress of the Southern African Society for Plant Pathology (SASPP), Gordon's Bay, RSA.
- Nkuekam GK, Wingfield MJ, Mohammed C, Carnegie A, Pegg G, Roux J** (2009) Ophiostomatoid fungi and their insect associates infesting eucalypts in Australia. Proceedings of the 46<sup>th</sup> Annual Congress of the Southern African Society for Plant Pathology, Gordon's Bay.

- O'Neill M, Myburg AA** (2008) Functional analysis of the *Eucalyptus grandis* secondary cell wall associated cellulose synthase 1 (*EgCesA1*) gene in *Arabidopsis thaliana*. South African Genetics Society 2008 Congress, Pretoria, 27 - 29 March 2008.
- Payn KG, Maleka FM, Dvorak WS, Janse BJH, Myburg AA** (2008) Population genetic analysis of *Eucalyptus urophylla* based on chloroplast DNA, microsatellite and single nucleotide polymorphism (SNP) diversity. South African Genetics Society 2008 Congress, Pretoria, 27 - 29 March 2008.
- Perez G, Slippers B, Hunter G, Wingfield BD, Wingfield MJ** (2008) Distribution of the genetic diversity of the leaf pathogen *Teratosphaeria nubilosa* associated to *Eucalyptus nitens* in South Africa. 20<sup>th</sup> South African Genetics Society Congress, Pretoria.
- Pillay P, Gryzenhout M, Wingfield BD, Wingfield MJ** (2009) Identification of a new *Ceratocystis* species from East Kalimantan, Indonesia. Proceedings of the 46<sup>th</sup> Annual Congress of the Southern African Society for Plant Pathology, Gordon's Bay.
- Ros B, Korsman J, Kloppers FJ, Berger DK** (2009) Development of real-time PCR for quantitative detection of *Cercospora zeina* in infected maize leaves. 46<sup>th</sup> Congress of the Southern African Society for Plant Pathology (SASPP), Gordon's Bay, RSA.
- Rose LJ, Viljoen A, Fourie G** (2008) *Fusarium proliferatum* appears to comprise a unique sub-population that does not contain the Fum1 gene. 20th Biennial Congress of the South African Genetics Society. University of Pretoria, Pretoria 20-27 March 2008.
- Roux J Six D, Holmes M, Malan R, Wingfield MJ** (2009) Fungi associated with diseased *Euphorbia ingens* in South Africa. Proceedings of the 46<sup>th</sup> Annual Congress of the Southern African Society for Plant Pathology, Gordon's Bay.
- Roux J, Muimba-Kankolongo A, Wingfield MJ, Nakabonge G** (2009) Plantation forestry diseases in Eastern and Southern Africa. Proceedings of the 46<sup>th</sup> Annual Congress of the Southern African Society for Plant Pathology, Gordon's Bay.
- Roux J, Van Rooyen G, Uys N** (2009) Results of a disease investigation of *Aloe dichotoma* in Goegap Nature Reserve, South Africa. Proceedings of the 35<sup>th</sup> Congress of the South African Association of Botanists and International Workshop on Phosphate as a limiting resource, University of Stellenbosch, Stellenbosch, South Africa.
- Santana QC, Coetzee MPA, Steenkamp ET, Wingfield MJ, Wingfield BD** (2008) Rapid development of microsatellite markers using ISSR-PCR and Pyrosequencing. 20<sup>th</sup> South African Genetics Society Congress, Pretoria.
- Santana QC, Coetzee MPA, Steenkamp ET, Wingfield MJ, Wingfield BD** (2009) Rapid discovery of microsatellites in *Fusarium circinatum* using ISSR-PCR and 454 Genome Sequencing. Proceedings of the 46<sup>th</sup> Annual Congress of the Southern African Society for Plant Pathology, Gordons Bay.
- Schultz T, Botha A-M** (2008) Characterization of resistance pathways activated by Nd1 and Dn2 resistance genes in Betta wheat infested by *Duiraphis noxia*. 20<sup>th</sup> Biennial Congress of the South African Genetics Society, University of Pretoria, Pretoria, 27-29 March 2008.
- Selala MC, Botha A-M, Oberholster PJ** (2008) Identification of potential toxigenic cyanobacterial strains from the Nhlanguzwane Dam in the Kruger national Park, after occurrence of mortalities of megaherbivores. 20<sup>th</sup> Biennial Congress of the South African Genetics Society, University of Pretoria, Pretoria, 27-29 March 2008.
- Shyntum DY, Venter SN, Coutinho TA** (2009) Towards understanding pathogenicity and host specificity in the plant pathogen, *Pantoea ananatis*. Proceedings of the 46<sup>th</sup> Annual Congress of the Southern African Society for Plant Pathology, Gordon's Bay.
- Silberbauer J, McNair G, Ranik M, Myburg AA** (2008) Diagnostic marker genes for early and late induction of tension wood in *Eucalyptus* trees. South African Genetics Society 2008 Congress, Pretoria, 27 - 29 March 2008. (Awarded as the best student poster presentation).
- Solomon L, Myburg AA** (2008) A wooden clock: Diurnal and circadian rhythms of gene expression in wood-forming *Eucalyptus* tissues. South African Genetics Society 2008 Congress, Pretoria, 27 - 29 March 2008. (Awarded as the best postgraduate student oral presentation).
- Sutherland R, Chikwamba, Viljoen A** (2008) Identification of unique DNA fragments in *Fusarium oxysporum* f. sp. *cubense* 'tropical' and 'sub-tropical' race 4. 20th Biennial Congress of the South African Genetics Society. Pretoria. South Africa 27-29 March.
- Swanevelder ZH, Venter E, Botha A-M** (2008) The effect of normalization methods on the identification of differentially regulated genes after Affymetrix analysis. 20<sup>th</sup> Biennial Congress of the South African Genetics Society, University of Pretoria, Pretoria, 27-29 March 2008.
- Swart L, Venter SN, Roux J, Coutinho TA** (2009) *Xanthomonas* species associated with bacterial blight and die-back of Eucalyptus in South Africa. Proceedings of the 46<sup>th</sup> Annual Congress of the Southern African Society for Plant Pathology, Gordon's Bay.
- Taole MM, Burgess TI, Wingfield BD, Wingfield MJ** (2009) Population biology and phylogenetic reassessment of Eucalyptus pathogen *Kirramyces epicoccooides* from diseased Eucalyptus leaves. Proceedings of the 46<sup>th</sup> Annual Congress of the Southern African Society for Plant Pathology, Gordon's Bay.
- Van der Linde JA, Begoude BAD, Roux J** (2009) Botryosphaeriaceae occurring on native and introduced *Acacia* spp. in South Africa. Proceedings of the 46<sup>th</sup> Congress of the Southern African Society for Plant Pathology, Gordon's Bay, South Africa.
- Van der Linden LE, Naidoo S, Berger DK** (2008) *Arabidopsis thaliana*, ecotype Kil-0, shows single gene resistance to a bacterial wilt isolate from *Eucalyptus*. 20th Biennial Congress of the South African Genetics Society. Pretoria, South Africa, 27-29 March.
- Van der Linden LE, Naidoo S, Berger DK** (2009) Genetic analysis of an *Arabidopsis thaliana* ecotype showing resistance to a bacterial wilt isolate from Eucalyptus. 35th Annual Conference of the South African Association of Botanists (SAAB), Stellenbosch, South Africa.
- Van der Merwe JJ, Coutinho TA, Van der Waals J** (2007) Recent outbreaks of blackleg on potatoes in South Africa. Proceedings of the 45<sup>th</sup> Congress of the Southern African Society of Plant Pathology, 21-24 January, Kopanong Conference Centre, Benoni.
- Van der Merwe JJ, Coutinho TA, Van der Waals JE** (2009) Effect of Si soil amendments on defense responses of potato tubers to *Pectobacterium* spp. Proceedings of the 46<sup>th</sup> Annual Congress of the Southern African Society for Plant Pathology, Gordon's Bay.
- Van der Merwe NA, Steenkamp ET, Heath RN, Nakabonge G, Gryzenhout M, Roux J, Wingfield MJ, Wingfield BD** (2008) Chronometric analyses of DNA sequences reveal native hosts for the tree pathogen *Chrysosporthe austroafricana* in Africa. 20<sup>th</sup> South African Genetics Society Congress, Pretoria.
- Van der Nest A, Steenkamp ET, Marais GJ** (2007) *Phoma sorghina*: a review of the complexity of its taxonomy and ecological distribution. 45<sup>th</sup> Congress of the Southern African Society for Plant Pathology, Benoni.
- Van der Nest A, Steenkamp ET, Marais GJ** (2008) Phylogenetic diversity of *Phoma sorghina* in South Africa. Biennial Conference of the South African Society for Microbiology (BIO-08), Rhodes University, Grahamstown.
- Van der Nest A, Steenkamp ET, Marais GJ** (2008) Phylogenetic variation within *Phoma sorghina* sensu lato. 20th Biennial Congress of the South African Genetics Society. Pretoria, South Africa 27-29 March.
- Van der Nest A, Steenkamp ET, Marais GJ** (2009) Phylogenetic definition of *Phoma sorghina* based on the ITS, EF-1 $\alpha$  and  $\beta$ -tubulin gene regions. Abstracts of the 46th Congress of the Southern African Society for Plant Pathology / 6th Congress of the African Mycological Association, Villa Via Hotel, Gordon's Bay, 25-28 January 2009.
- Van der Nest MA, Slippers B, Wilkens M, Van Zyl C, Stenlid J, Wingfield MJ, Wingfield BD** (2008) Placement of *Amylostereum areolatum* compatibility genes and QTLs for homokaryon vigour on an AFLP linkage map. 20<sup>th</sup> South African Genetics Society Congress, Pretoria.
- Van der Nest MA, Wilkens M, Slippers B, Stenlid J, Wingfield BD, Wingfield MJ** (2007) Sexual compatibility in

- Amylostereum areolatum* Proceedings of the 45<sup>th</sup> Annual Congress of the Southern African Society for Plant Pathology, Kopanong, 21-24 January.
- Van der Walt FJJ, Marais GJ, Slippers B, Roux J, Wingfield MJ** (2007) Botryosphaeriaceae associated with native *Acacia* species in Southern Africa. Abstracts of the 45<sup>th</sup> Congress of the Southern African Society for Plant Pathology, Copanong Conference Centre, Benoni, 21-24 January 2007.
- Van der Walt FJJ, Marais GJ, Slippers B, Roux J, Wingfield MJ** (2008) New species of Botryosphaeriaceae with native *Acacia* species in Southern Africa. 20<sup>th</sup> Biennial Congress of the South African Genetics Society, University of Pretoria, Pretoria, 27-29 March 2008.
- Van der Walt FJJ, Marais GJ, Slippers B, Roux J, Wingfield MJ** (2008) Botryosphaeriaceae associated with native *Acacia* spp. with special reference to *Acacia mellifera* (M. Vahl.) Benth. Abstracts of the Bio-08 (SASM) congress at Rhodes University, Grahamstown, 21-23 January 2008.
- Van der Walt, E, Van Schalkwyk A, Berger DK** (2008) Genetic relationships between South African *Solanum retroflexum* and other related species using partial 18S sequencing. Joint congress of the SA Association of Botanists (SAAB) and SA Soc for Systematic Biology (SASSB), Drakensville, RSA, 14-18 Jan 2008 and SAGS2008: 20<sup>th</sup> biennial congress of the SA Genetics Society, University of Pretoria, 27-29 March 2008.
- Van Schalkwyk A, Van der Walt E, Berger DK** (2008) Genotyping *Solanum lycopersicum* and its related wild species using Diversity Arrays Technology (DArT), Joint congress of the SA Association of Botanists (SAAB) and SA Soc for Systematic Biology (SASSB), Drakensville, RSA, 14-18 Jan 2008.
- Van Staden D, Marais GJ, Lübben A** (2007) Spoilage of commercial white bread and wheat with specific reference to fungi and their mycotoxins. Abstracts of the 45<sup>th</sup> Congress of the Southern African Society for Plant Pathology, Copanong Conference Centre, Benoni, 21-24 January 2007.
- Van Wyk M, Wingfield BD, Wingfield MJ** (2008) A new *Ceratocystis* sp. associated with wounds on *Styrax benzoin* made to produce incense in Indonesia. 20<sup>th</sup> South African Genetics Society Congress, Pretoria.
- Van Wyk M, Wingfield BD, Wingfield MJ** (2008) Unraveling species boundaries in the *Ceratocystis fimbriata sensu lato* complex based on DNA sequences and phylogenetic inference. 20<sup>th</sup> South African Genetics Society Congress, Pretoria.
- Van Wyk SJP, Rose LJ, Coutinho TA, Wingfield MJ, Viljoen A** (2009) Optimizing species-specific primers to distinguish between *Fusarium circinatum* and *F. proliferatum*. Proceedings of the 46<sup>th</sup> Annual Congress of the Southern African Society for Plant Pathology, Gordon's Bay.
- Van Wyk SJP, Rose LJ, Coutinho TA, Wingfield MJ, Viljoen A** (2009) Screening *Pinus* spp. and families for resistance to the pitch canker fungus, *Fusarium circinatum*. Proceedings of the 46<sup>th</sup> Annual Congress of the Southern African Society for Plant Pathology, Gordons Bay.
- Van Zuydam NR, Wingfield BD, Jacobs K, Lezar S, Wingfield MJ** (2008) Design and application of a Diagnostic array for *Leptographium* species. 20<sup>th</sup> South African Genetics Society Congress, Pretoria.
- Van Zuydam NR, Wingfield BD, Jacobs K, Wingfield MJ** (2007) Microarrays: a novel diagnostic technology for *Leptographium*. Proceedings of the 45<sup>th</sup> Annual Congress of the Southern African Society for Plant Pathology, Kopanong, 21-24 January.
- Van Zyl K, Van der Nest MA, Slippers B, Stenlid J, Wingfield MJ, Wingfield BD** (2009) Identification and characterization of selectively induced genes expressed during vegetative incompatibility in *Amylostereum areolatum*. Proceedings of the 46<sup>th</sup> Annual Congress of the Southern African Society for Plant Pathology, Gordon's Bay.
- Vermeulen M, Gryzenhout M, Wingfield MJ, Roux J** (2009) New host and geographic records for the Cryphonectriaceae in Africa. Proceedings of the 46<sup>th</sup> Annual Congress of the Southern African Society for Plant Pathology, Gordon's Bay.
- Viljoen A, Nel B, Van den Berg N, Munro C, Paparu P, Belgrove A, Sutherland R** (2007) The role of disease resistance in the integrated management of Fusarium wilt of banana. 17<sup>th</sup> Annual soil-borne plant disease symposium, Stellenbosch, South Africa, 19-20 September.
- Wilken FE, Ros B, Berger DK** (2009) Expression analysis of the defence gene *SGT1* (suppressor of the G2 allele of *skp1*) in pearl millet (*Pennisetum glaucum*) during salicylic acid treatment. 35<sup>th</sup> Congress of the SA Association of Botanists (SAAB), Stellenbosch, RSA.
- Wilken PM, Wingfield BD, De Beer ZW, Wingfield MJ** (2008) The amplification of MAT-2 genes in the fungal genus *Ophiostoma*. 20<sup>th</sup> South African Genetics Society Congress, Pretoria.
- Wilken PM, Wingfield MJ, De Beer ZW, Wingfield BD** (2009) Mating (MAT) genes in the fungal genus *Ophiostoma*. Proceedings of the 46<sup>th</sup> Annual Congress of the Southern African Society for Plant Pathology, Gordon's Bay.
- Wingfield BD** (2009) The future of DNA based identification of fungi. Proceedings of the 46<sup>th</sup> Annual Congress of the Southern African Society for Plant Pathology, Gordon's Bay.
- Wright J, Ganley RJ, Steenkamp ET, Iturrutxa E, Ahumada R, Wingfield BD, Marasas WFO, Wingfield MJ** (2007) Phylogeny of the pine pitch canker fungus, *Fusarium circinatum*: an emerging global view. Proceedings of the 45<sup>th</sup> Annual Congress of the Southern African Society for Plant Pathology, Kopanong, 21-24 January.
- Wright LP, Lombard L, Wingfield BD, Wingfield MJ** (2007) Polymorphic microsatellites for studying the population genetics of *Cylindrocladium pauciramosum* Proceedings of the 45<sup>th</sup> Annual Congress of the Southern African Society for Plant Pathology,

# SEMINAR PRESENTATIONS

All postgraduate students linked to FABI present two seminars each year on a Thursday morning. Special seminars, presented by invited speakers, are also regularly held.

**Dr Robert Park**

Cereal Rust Laboratory, Australia  
January 2007  
*Eucalyptus* leaf diseases

**Dr Dominik Begerow**

Max-Planck Institute for Terrestrial Microbiology, Germany  
January 2007  
Hitchhiking through the botanic realm – plant parasitic fungi in time and space

**Prof Bruce Chassy**

University of Illinois, USA  
February 2007  
Genetic modification, food safety and safety evaluation of “biotech” foods

**Prof Steve Strauss**

Oregon State University, USA  
April 2007  
Physiological sculpture of trees by genetic modification of gibberellic acid signaling

**Prof D Frischmann**

Technical University of Munich, Germany  
April 2007  
High-throughput genome annotation: “the current status”

**Prof P Birch**

Scottish Crops Research Institute, UK  
April 2007  
The battle of susceptibility and resistance in plant-pathogen interactions

**Dr I Toth**

Scottish Crops Research Institute, UK  
April 2007  
The power of plant pathogen genomics: *Pectobacterium atrosepticum* – a case study

**Dr P Boevink**

Scottish Crops Research Institute, UK  
April 2007  
Aspects of cell biology that relate to studying host-pathogen interactions

**Mr James Zanzot**

Auburn University, USA  
July 2007  
The role of Ophiostomatoid fungi and their vectors in longleaf pine decline

**Dr Tom Hash**

ICRISAT, India  
September 2007  
Recent progress in molecular and conventional breeding of sorghum and millets

**Prof William Fry**

Department of Plant Pathology, Cornell University, USA  
February 2008  
*Phytophthora infestans*: why still a problem?

**Prof Dave Richardson**

Centre of Invasion Biology, Department of Botany and Zoology, University of Stellenbosch  
March 2008

Mutualisms - key drivers of invasions....key casualties of invasions

**Dr Ken Pegg**

Queensland Dept of Primary Industries, Australia  
April 2008  
Control of *Phytophthora* root rot of avocado

**Prof Richard Oliver**

Australian Centre for Necrotrophic Fungal Pathogens (ACNFP), Murdoch University, Australia  
May 2008  
Analysis of the genome sequence of *Stagonospora nodorum*: evolution of virulence in Pleosporalean cereal pathogens

**Prof Lorna Casselton**

University of York, UK  
May 2008  
Fungal mating pathways: insights into cell signalling and genome evolution

**Dr Hans Hagen**

Royal Society, UK  
May 2008  
Royal Society's UK international funding portfolio

**Prof Dominique Michaud**

Laval University, Quebec, Canada  
May 2008  
Proteomic strategies for the characterization of novel plants and food

**Dr Thomas Jung**

Forest Health Consultant, Germany  
July 2008  
Introduced *Phytophthora* pathogens as driving force of devastating forest declines in Europe.

**Dr Conrad Schoch**

Department of Botany and Plant Pathology, Oregon State University, USA  
July 2008  
The fungal tree of life: systematics meets genomics

**Prof Jarko Hantula**

METLA, Finland  
August 2008  
Potential of *Chondrostereum purpureum* as a sprout control of birch in Finland

**Dr Hikaru Seki**

Kihara Institute for Biological Research, Yokohama City University, Japan  
September 2008  
The identification of a new cytochrome P450 monooxygenase gene involved in the biosynthesis of the natural sweetener, glycyrrhizin in Licorice plants

**Prof John Leslie**

Department of Plant Pathology, Kansas State University, USA  
November 2008  
Toxins and fungal genetic diversity from sorghum and millet (and a few other African crops)



**Prof Steven Lindow**

University of California, Berkeley, USA  
January 2009  
Pathogen confusion and control of *Xylella fastidiosa*

**Dr Jeff Garnas**

Dartmouth College, USA  
February 2009  
Elucidating the role of non-native insects and disease in structuring forests: a case study of beech bark disease in North America

**Dr Jennifer Juzwik**

USDA Forest Services, St. Paul, USA  
March 2009  
*Ceratocystis* spp. and their insect vectors in the USA

**Prof Don Lee**

Department of Forestry, Seoul National University,  
Korea/President of IUFRO  
March 2009  
Introduction to IUFRO

**Dr Ian Toth**

Scottish Crops Research Institute, Scotland, UK  
April 2009  
An update on Pectobacterium genomics

**Dr Zvi Mendel**

Volcani Centre, Israel  
May 2009  
Conservation biological control of the pine processionary moth (*Thaumetopoea wilkinsoni*)

**Prof Volker Brözel**

South Dakota State University, USA  
May 2009  
Escape from the laboratory: Characterizing growth of *Bacillus subtilis* in its native environment

# FABI TEAM

2007-2009

## Full time academic & research staff

Prof Dave Berger  
Prof Teresa Coutinho  
Prof Karl Kunert  
Prof Anna-Maria Botha-Oberholster  
Prof Brenda D. Wingfield  
Prof Michael J. Wingfield  
Assoc Prof Terry Aveling  
Assoc Prof Zander Myburg  
Assoc Prof Jolanda Roux  
Assoc Prof Bernard Slippers  
Assoc Prof Fanus Venter  
Dr Rachel Chikwamba  
Dr Gert Marais  
Dr Lucy Moleleki  
Dr Sanuska Naidoo  
Dr Noélani van den Berg  
Dr XuDong Zhou  
Mr Brett Hurley

## Technical staff

Ms Joanne Bradfield  
Ms Elna Cowley  
Mr Neil de Jager  
Ms Gerda Fourie  
Ms. Sonica Godard  
Ms Izette Greyling  
Mr Hardus Hatting  
Ms Tracey Hatherell  
Ms Pritty Khumalo  
Ms Jeanne Korsman  
Mr Ian Law  
Ms Annelie Lübben  
Ms Grieta Mahlangu  
Ms Babalwa Mbebe  
Ms Tanja Meyer  
Ms Eshchar Mizrachi  
Ms Tsholofelo Mojela  
Ms Eva Müller  
Ms Karin Muller  
Mr Duncan Newman  
Ms *Valentina* Nkosi  
Ms Nicky Olivier  
Ms Heidi Roos  
Ms Anita Steyn  
Ms Melissa Turton (until January 2009)  
Ms Lydia Twala  
Ms Liesl van der Linden  
Ms Erika van der Walt  
Ms Irene van Nugteren  
Ms Martie van Zyl (until February 2009)  
Ms Adri Veale

## Administrative staff

Ms Mmampe Aphane  
Ms Vivienne Clarence  
Ms Helen Doman  
Ms Magda Fouche  
Ms Jenny Hale  
Ms Adrene Laubsher

Ms Martha Mahlangu  
Ms Rose Visser

## Computer support

Mr Chris Visagie (until 1<sup>st</sup> May 2007)  
Mr Charl Joubert (until 30<sup>th</sup> June 2008)  
Mr Hendrik Swanepoel

## Information specialist

Ms Marié Theron (Until end of January 2008)  
Ms Leonie Muller (until end of April 2009)  
Ms Elna Randall

## Honorary professors/lecturers

Prof P Birch  
Prof PW Crous  
Prof WFO Marasas  
Prof JP van der Walt  
Prof J Webster  
Prof S Neser  
Dr T Burgess  
Dr B Eisenberg  
Dr O Preisig  
Dr I Toth

## Sabbatical visitors

Prof Reyes Blanco, University of Almeira, Spain

## Postdoctoral fellows

### Dr Yoseph Beyene

Genetic characterization of resistance in *Arabidopsis thaliana* to an African isolate of the bacterial wilt pathogen, *Ralstonia solanacearum*

### Dr Irene Barnes

Mating strategies in the native fungal pathogen, *Ceratocystis albifundus*

### Dr Mesfin Bogale

Mitochondrial sequencing of *Fusarium*

### Dr Emilie Boisson

The molecular ecology and evolution of the *Amylostereum* – Siricid mutualism

### Dr Carrie Brady

Taxonomy of plant associated members of the Enterobacteriaceae

### Dr Marieka Gryzenhout

The taxonomy of relevant fungi, focusing on the pathogen group Cryphonectriaceae and endophytes of *Eucalyptus* and *Syzygium*

### Dr Wolfgang Maier

Global phylogeny of rust fungi with specific focus on African species

**Dr Seonju Marinkowitz**

Fungi on *Protea* species

**Dr Lu Min**

Ophiostomatoid fungi associated with bark beetles

**Dr Eunsong Oh**

*Phytophthora* species in the indigenous forests of South Africa

**Dr Donovan Porter**

Survival of *Pantoea ananatis* in the environment

**Dr Francois Roets**

Phylogeny of the Ophiostomatales on *Protea* species in South Africa

**Dr Barbara Ros**

Genomics of quantitative disease resistance in African maize varieties

**Dr Urte Schlüter**

Nodule senescence under drought stress

**Dr Christell van der Vyver**

Radiation-induced genome changes

**Dr Antoinette van Schalkwyk**

High quality Solanaceous crops for consumer, processors and producers by exploration of natural biodiversity through Diversity Array Technology

**Dr Juan Vorster**

Protein modelling and design

**Dr Jane Wright**

The global population biology of *Fusarium circinatum*

**UP research fellow****Martin Coetzee**

Taxonomy and phylogenetic analyses of African *Ganoderma* species

Mitochondrial genomes of plant pathogenic fungi: molecular characterization and evolution

**Current postgraduate students****PhD students****Didier Begoude**

Identity and diversity of Botryosphaeriaceae associated with *Terminalia* spp. in Africa

**Advisors:** J Roux, MJ Wingfield & B Slippers

**Elbie Beukes** (registered at University of Stellenbosch)

Enhancement of the probiotic potential of Southern African produced kefir

**Advisors:** TJ Britz, ET Steenkamp & PJ Jooste

**Wubetu Bihon**

Characterization of *Diplodia pinea* in South Africa

**Advisors:** BD Wingfield, MJ Wingfield, B Slippers & T Burgess

**ShuaiFei Chen**

Fungal diseases threatening eucalypt plantations in China

**Advisors:** XD Zhou, J Roux, YJ Xie & MJ Wingfield

**Maria-Noël Cortinas**

Population genetics of the stem canker pathogen, *Coniothyrium zuluense*

**Advisors:** BD Wingfield & MJ Wingfield

**Nicky Creux**

Transcriptional regulation of cellulose biosynthesis in *Eucalyptus* trees

**Advisor:** AA Myburg

**Elsie Cruywagen**

A survey of diseases of *Adansonia digitata* (baobab) and related species

**Advisors:** MJ Wingfield, J Roux & B Slippers

**Wilhelm de Beer**

The occurrence of Ophiostomatoid fungi in wood and wood products in South Africa

**Advisor:** MJ Wingfield

**Dawit Degefu**

Biology and biological control of *Coryphodema tristis*

**Advisors:** B Slippers, B Hurley & MJ Wingfield

**Pieter de Maayer**

Virulence factors associated with *Pantoea ananatis*

**Advisors:** TA Coutinho & SN Venter

**Lieschenn de Vos**

Characterization of the *Fusarium circinatum* genome

**Advisors:** BD Wingfield, MJ Wingfield & Z Myburg

**Gudren Dittrich-Schroder**

Diversity and control of *Leptocybe invasa*

**Advisors:** B Slippers, MJ Wingfield & B Hurley

**Tuan Duong**

Molecular characterization of *Leptographium serpens* and related species

**Advisors:** MJ Wingfield & BD Wingfield

**Alvaro Duran**

Pine needle disease of *Pinus radiata* in Chile

**Advisors:** MJ Wingfield, B Slippers, M Gryzenhout & BD Wingfield

**Rosita Endah**

Functional characterization of two NPRI genes

**Advisors:** KJ Kunert & R Chikwamba

**Berhanu Fenta**

The role of the protease/protease inhibitor system in nodule senescence under water deficit in legumes

**Advisor:** KJ Kunert

**Gerda Fourie**

A study of virulence of *Fusarium circinatum* from a genomics perspective

**Advisors:** ET Steenkamp, BD Wingfield & MJ Wingfield

**Inge Gazemdam**

Identification of genes in cowpea responding to drought stress

**Advisors:** DK Berger & D Oelofse

**Endale Gebre**

Induction of dwarfism for lodging resistance in Tef (*Eragrostis tef*)

**Advisor:** KJ Kunert

**Andile Grootboom**

Increasing the lysine content in maize by engineering proteinase inhibitor

**Advisors:** R Chikwamba & KJ Kunert

**James Harrison**

Complementary morphological and molecular approaches to plantation white grubs (Scarabaeidae) identification

**Advisors:** MJ Wingfield & C Scholz

**Brett Hurley**

Molecular ecology and establishment of the *Sirex noctilio* biocontrol agents, *Deladenus siricidicola* and *Ibalia leucospoides*

**Advisors:** B Slippers & MJ Wingfield

**Riana Jacobs**

Studies on the *Fusarium* spp. in the *Gibberella fujikuroi* complex

**Advisors:** TA Coutinho, MJ Wingfield, BD Wingfield & WFO Marasas

**Fahimeh Jami**

Phylogeography of Botryosphaeriaceae on Acacia

**Advisors:** MJ Wingfield, B Slippers & M Gryzenhout

**Gilbert Kamgam Nkuekam**

Ophiostomatoid fungi on broad-leaf trees, with particular reference to southern Africa

**Advisors:** J Roux & MJ Wingfield

**Presidor Kendabie**

Mapping of determinants of drought in *Musa*

**Advisors:** A-M Oberholster & AA Myburg

**Maythasith Konkarn**

Ophiostomatoid fungi associated with bark beetles in Thailand

**Advisors:** XD Zhou, ZW de Beer, K Hyde & MJ Wingfield

**Anand Kullan**

Genetic mapping of wood property and growth traits in interspecific hybrid progeny of *Eucalyptus* tree species

**Advisor:** AA Myburg

**Lorenzo Lombard**

Phylogeny and taxonomy of *Cylindrocladium* spp. with obpyriform to ellipsoidal vesicles

**Advisors:** MJ Wingfield, BD Wingfield & PW Crous

**Celia Martins**

Drought stress in cowpea

**Advisor:** KJ Kunert

**Bongani Maseko**

Phytophthora root rot associated with cold tolerant eucalypts in South Africa

**Advisors:** TA Coutinho, MJ Wingfield, BD Wingfield & T Burgess

**Michael Mbenoun**

*Ceratocystis* spp. and their insect vectors on trees in Africa

**Advisors:** J Roux & MJ Wingfield

**Glen Mitchell**

Tolerance and susceptibility of Pinus species to *Fusarium circinatum*

**Advisors:** TA Coutinho, ET Steenkamp & MJ Wingfield

**Lorraine Moses**

Fumonisin regulating genes in *Fusarium verticillioides* and other fumonisin producing fungi

**Advisors:** MJ Wingfield, BD Wingfield & WFO Marasas

**XinTao Mou**

*Cylindrocladium* spp. on eucalypts in China

**Advisors:** XD Zhou, J Roux & MJ Wingfield

**Josephine Muchwezi**

Identification of resistance proteins against banana weevils

**Advisors:** K Kunert, A Viljoen & Chikwamba R

**Ryan Nadel**

Molecular and chemical ecology of the interaction between *Taumastocoris peregrinus*, the *Eucalyptus* host and its parasites

**Advisors:** B Slippers, M Scholes & MJ Wingfield

**Kershney Naidoo**

Molecular fungal diagnostics of *Ceratocystis albifundus*

**Advisors:** BD Wingfield & MJ Wingfield

**Elizabeth Ngadze**

Studies on *Ralstonia solanacearum* of potatoes in Zimbabwe

**Advisors:** J van der Waals & TA Coutinho

**Marie Onanema**

Impact of cartegena protocol on Cameroon

**Advisors:** KJ Kunert & R Chikwamba

**Draginja Pavlic**

Population biology of *Botryosphaeria* spp. from native and introduced hosts in Southern Africa

**Advisors:** B Slippers, MJ Wingfield & TA Coutinho

**Guillermo Perez**

Biology and population dynamics of *Mycosphaerella* spp. infecting eucalypts

**Advisors:** MJ Wingfield & B Slippers

**Martin Ranik**

Molecular genetics of cellulose and hemi-cellulose biosynthesis in *Eucalyptus*

**Advisor:** AA Myburg

**Quentin Santana**

Molecular characterization of vegetative compatibility in the pitch canker fungus, *Fusarium circinatum*

**Advisors:** MPA Coetzee, BD Wingfield, ET Steenkamp & MJ Wingfield

**M Callies Selala**

Apoptosis and induced genotoxicity in selected cell lines

**Advisors:** PJ Oberholster & A-M Botha-Oberholster

**Divine Shyntum**

Pathogenecity and host specificity exhibited by *Pantoea ananatis*

**Advisors:** TA Coutinho, SN Venter & I Toth

**Rene Sutherland**

The effect of cold stress on resistance in Cavendish bananas to *Fusarium* wilt

**Advisors:** A Viljoen, R Chikwamba, AA Myburg & N van den Berg

**Dirk Swanevelder**

Signal transduction during RWA defense

**Advisors:** AM Oberholster & E Venter

**David Talengera**

Identification and regulation of cyclin genes in banana

**Advisor:** KJ Kunert

**Matsepo Taole**

Population biology and phylogenetic reassessment of the *Eucalyptus* pathogen, *Kirramyces epicoccoides*

**Advisors:** BD Wingfield, MJ Wingfield & T Burgess

**Albé van der Merwe**

Phylogeography and population biology of *Chrysosporthe austroafricana* and allied species

**Advisors:** BD Wingfield, ET Steenkamp & MJ Wingfield

**Magriet van der Nest**

Compatibility in *Amylostereum areolatum*

**Advisors:** MJ Wingfield, BD, Wingfield, B Slippers & J Stenlid

**Marelize van Wyk**

The genus *Ceratocystis*

**Advisors:** MJ Wingfield & BD Wingfield

**MSc students****Chrizzelle Beukes**

Isolation, identification and characterization of the root nodule bacteria associated with *Pterocarpus* and *Hypocalyptus* species

**Advisors:** ET Steenkamp

**Eric Birkholtz**

Microbial community associated with *Sirex noctilio* larvae

**Advisors:** SN Venter & B Slippers

**Francois Boshoff**

Phylogeography of *Bradyrhizobium* species associated with native and non-native *Acacia* species

**Advisors:** ET Steenkamp & SN Venter

**Marc Bouwer**

Chemical ecology of the *Gonipterus scutellatus-Eucalyptus* interaction

**Advisors:** E Rohwer, B Slippers & MJ Wingfield

**Annie Chan**

Assembly of the *Pantoea ananatis* genome and confirmation of metabolic pathways

**Advisors:** SN Venter & TA Coutinho

**Barry Christie**

Understanding root rot resistance in avocados

**Advisors:** N van den Berg, TAS Aveling & K Pegg

**Donald Chungu**

Pathogens associated with plantation tree diseases in Zambia

**Advisors:** J Roux, Muimba A Kankolongo & MJ Wingfield

**Pranitha Dawlal**

Resistance of South African maize cultivars to the infestation of mycotoxigenic fungi

**Advisors:** GJ Marais & E Barros

**Therese de Castro**

Investigating the role of the candidate defense response gene peroxidase 34 in defense against *Ralstonia solanacearum*

**Advisors:** S Naidoo & AA Myburg

**Lise-Danielle de Wet**

Population dynamics of *Fusarium circinatum* in the pine nursery environment

**Advisors:** ET Steenkamp, BD Wingfield & MJ Wingfield

**Kosi Dongo**

Mycotoxins associated with maize beer in Mpumalanga

**Advisor:** TAS Aveling

**Juanita Engelbrecht**

Isolation of defense genes from the superior 0.09 rootstock in response to *Phytophthora cinnamomi*

**Advisors:** N van den Berg & AA Myburg

**Katrin Fitza**

Molecular basis of induced resistance in *Pinus patula*

**Advisor:** S Naidoo

**Dina Gomez**

Ophiostomatoid fungi from bark beetles in China with special reference to species with *Leptographium* and *Pesotum* anamorphs

**Advisors:** XD Zhou, K Jacobs & MJ Wingfield

**Jean Hakizimana**

Understanding the role of oxygen stress and endophytes in avocado root

**Advisors:** N van den Berg & TA Coutinho

**Briar Harmer**

Molecular characterization of the MAT2 mating type gene of *Ceratocystis albifundus*

**Advisors:** MPA Coetzee & BD Wingfield

**Darryl Herron**

*Gibberella fujikuroi* complex associated pines

**Advisors:** ET Steenkamp, BD Wingfield, MJ Wingfield & WFO Marasas

**Steven Hussey**

Analysis of cellulose biosynthesis-related transcription factor binding sites in *Arabidopsis* and *Eucalyptus*

**Advisors:** AA Myburg & DK Berger

**Carlo Jackson**

Viral induced gene silencing of selected genes in wheat using Barley SMV

**Advisor:** A-M Botha-Oberholster

**Bedel Kalonji**

Biological and chemical control of seedling diseases of lettuce

**Advisors:** TAS Aveling, N Labuschagne & JE van der Waals

**Amelia Keyser**

Botryosphaeriaceae associated with Acacias in Africa with special reference to *Acacia millefera*

**Advisors:** GJ Marais, ET Steenkamp & C Erasmus

**Daniel Khumalo**

Seed treatment of cowpea to control seedling diseases

**Advisor:** TAS Aveling

**Tsholofelo Kibido**

Protection of exogenous glutathione reductase against protease-mediated degradation

**Advisor:** KJ Kunert

**Marija Kvas**

*Fusarium* spp. associated with *Syzgium cordatum* malformation

**Advisors:** ET Steenkamp, BD Wingfield & MJ Wingfield

**Waheed Mahomed**

High throughput EST sequencing of defense related genes from avocado in response to *Phytophthora cinnamomi*

**Advisors:** N van den Berg & AA Myburg

**Aisha Mahomed-Ali**

Production of pyrazine flavours by mycelial fungi

**Advisors:** GJ Marais, ER Rohwer & PJ van Zyl

**Eugene Makgopa**

Expression of NPR1 in plants

**Advisors:** KJ Kunert & R Chikwamba

**Olga Makhari**

Vegetative compatibility in the pitch canker fungus, *Fusarium circinatum*

**Advisors:** ET Steenkamp, TA Coutinho & MJ Wingfield

**Qaqamba Mapatwana**

A population study on the occurrence of *Fusarium verticillioides* and fumonisins in the maize milling process

**Advisors:** GJ Marais, ET Steenkamp & C Erasmus

**Abigail Mashamba**

Nodule-specific expression of cysteine proteinase inhibitors in soybean

**Advisors:** K Kunert & U Schlüter

**Thuto Matsioloko**

Using cDNA-AFLP and microarray analysis for rapid identification of *Diuraphis noxia* induced expressed genes

**Advisors:** A-M Oberholster & AA Myburg

**Aisha Mahomed-Ali**

Production of pyrazine flavours by mycelial fungi

**Advisors:** GJ Marais, ER Rohwer & PJ van Zyl

**Simon Martin**

Sexual recognition in the *Gibberella fujikuroi* complex

**Advisors:** BD Wingfield, ET Steenkamp & MJ Wingfield

**Lenny Mashavha**

Characterization of the T6SS and its secretome in *Pectobacterium carotovorum* subsp. *brasiliensis*

**Advisors:** L Moleleki & TA Coutinho

**Grant McNair**

Functional genetic analysis of micro RNA genes and targets in *Eucalyptus* trees

**Advisors:** AA Myburg & J Theron

**James Mehl**

Factors associated with the death of *Pterocarpus angolensis* in South Africa

**Advisors:** MJ Wingfield, J Roux & B Slippers

**Osmond Mlonyeni**

Population genetics of *Deladenus siricidicola*

**Advisors:** B Slippers, BD Wingfield & BP Hurley

**Valery Moloto**

Characterisation of *Agrobacterium* spp. in South Africa

**Advisors:** TA Coutinho & T Goszczynska

**Mmoledi Mphahlele**

Genetic manipulation of carbon allocation during wood formation in *Eucalyptus*

**Advisor:** AA Myburg

**Lunghile Mtombeni**

Description of the *Burkholderia* species that nodulate *Hypocalyptus* and related genera

**Advisors:** ET Steenkamp & SN Venter

**Karin Muller**

Mapping *Dn1* in a "Tugela DNA" and "Tugela Fast Grow" mapping population

**Advisor:** A-M Oberholster

**Vuledzani Muthelo**

Structure of the mitochondria genome of *Ganoderma* species

**Advisors:** MPA Coetzee

**Jan Nagel**

*Phytophthora* species in South Africa

**Advisors:** B Slippers, M Gryzenhout & MJ Wingfield

### **Ronishree Naidoo**

Gene expression profiling of a *Eucalyptus* hybrid challenged with *Ralstonia solanacearum*

**Advisor:** S Naidoo

### **Linda Ndlove**

Botryosphaeriaceae occurring on Southern Hemisphere gymnosperms, with specific reference to *Podocarpus* spp. in South Africa

**Advisors:** B Slippers, MJ Wingfield & E Cruywagen

### **Nokukhanya Nxumalo**

Epidemiology of *Fusarium* spp. causing wilt on potatoes in South Africa

**Advisors:** J van der Waals & TA Coutinho

### **Marja O'Neill**

Functional genetic testing of the *EgCesA1* gene in *Arabidopsis thaliana*

**Advisors:** AA Myburg & S Naidoo

### **Kerry-Anne Piall**

Diversity of endophytic fungi of *Eucalyptus*

**Advisors:** B Slippers, M Gryzenhout & MJ Wingfield

### **Priyen Pillay**

The influence of cystatins on the expression of FMD VP1 protein expression in different cellular compartments of tobacco

**Advisors:** K Kunert, R Chikwamba & U Schlüter

### **Francina Philane**

Diversity of rhizobia associated with the root nodules of *Lebeckia* species

**Advisors:** ET Steenkamp & SN Venter

### **Thabang Ramagodi**

Seedborne pathogens of sorghum

**Advisor:** TAS Aveling

### **Jamie-Lee Sauer Moss**

The subcellular localization of *Eucalyptus grandis* sucrose synthase (*SUSY*) proteins expressed in *Arabidopsis thaliana*

**Advisors:** AA Myburg & S Naidoo

### **Thia Schultz**

Transcript profiling of *Diuraphis noxia* elicited responses in Beta NILs

**Advisor:** A-M Botha-Oberholster

### **Janine Silberbauer**

Whole transcriptome analysis of genes induced during tension wood formation in *Eucalyptus* trees

**Advisors:** AA Myburg, DK Berger & F Joubert

### **Ancel Stewart**

Enterobacteriaceae endophytes in healthy *Eucalyptus* leaves

**Advisors:** SN Venter & TA Coutinho

### **Annie Thomas**

Impact of genetically modified plants on the South African flora

**Advisors:** K Kunert & AJ Buys

### **Renaan Thompson**

Detection of *Fusarium* species on maize seed

**Advisor:** TAS Aveling

### **Johan van der Linde**

Factors associated with decline of *Euphorbia ingens* in the Limpopo Province, South Africa

**Advisors:** J Roux, D Six & MJ Wingfield

### **Liesl van der Linden**

Genetic studies of bacterial wilt disease resistance in *Arabidopsis thaliana*

**Advisors:** DK Berger & S Naidoo

### **Hanlie van der Merwe**

Epidemiology of *Pectobacterium* and *Dickeya* spp. on potatoes in South Africa

**Advisors:** J van der Waals, TA Coutinho & L Korsten

### **Ariska van der Nest**

Comparative study on *Phoma sorghina* associated with indigenous trees and commercially produced food crops

**Advisors:** GJ Marais & ET Steenkamp

### **Erika van der Walt**

Morphology, genetic relationships and metabolite content in members of the *Solanum nigrum* L. complex used for jam production in the Highveld region of South Africa

**Advisors:** DK Berger, A van Schalkwyk & A van Wyk

### **Lorinda van der Westhuizen**

*Pantoea* and *Xanthomonas* spp. associated with bacterial blight of *Eucalyptus*

**Advisors:** TA Coutinho & SN Venter

**Schalk van Wyk** (registered at Universtiy of Stellenbosch)

Epidemiology of pitch canker in Tokai plantation in the Western Cape

**Advisors:** A Viljoen, TA Coutinho & MJ Wingfield

### **Irene van Nugteren**

Virus induced gene silencing in pearl millet

**Advisors:** DK Berger & I Hein

### **Natalie van Zuydam**

Molecular characterization of *Leptographium* species using a high-density, oligonucleotide microarray chip

**Advisors:** BD Wingfield, MJ Wingfield & K Jacobs

### **Marcele Vermeulen**

Ecology and distribution of Cryphonectriaceae in southern Africa

**Advisors:** J Roux, M Gryzenhout & MJ Wingfield

### **Tanya Weller**

Recognition and attached of *Pantoea ananatis* to *Eucalyptus* leaves

**Advisors:** J Theron & TA Coutinho

### **Febé Wilken**

Transcript profiling of the compatible interaction between *Eucalyptus* and *Phytophthora cinnamomi*

**Advisor:** S Naidoo

### **Markus Wilken**

Development and application of mating-type based markers in the genus *Ophiostoma*

**Advisors:** BD Wingfield, MJ Wingfield & ZW de Beer

## **4<sup>th</sup> year and honours students**

Herman Badenhorst (2007)

Deepa Bhana (2007)

Anandi Bierman (2007)

Therese de Castro (2007)

Lisa-Danelle de Wet (2007)

Nizé du Toit (2007)

Gareth Enslin (2007)

Mmaphefo Maluleke (2007)

Simon Martin (2007)

Zinzi Mboweni (2007)

Osmond Mlonyeni (2007)

Bongiwe Mthethwa (2007)

Jamie-Lee Moss (2007)

Janine Silberbauer (2007)

Dekker van Wyk (2007)

Dia van Staden (2007)

Francois Burger (2008)

Gabriel de Ridder (2008)

Gifty Hammond (2008)

Steven Hussey (2008)

Waheed Mahomed (2008)

Ronishree Naidoo (2008)

Jan Nagel (2008)

Priyen Pillay (2008)

Kerry-Ann Pillay (2008)

Britta Riby-Smith (2008)

Angela Shumba (2008)

Johan van der Linde (2008)

Melanie van der Vaart (2008)  
Sefan van Wyk (2008)  
Karien van Zyl (2008)  
Febé Wilken (2008)  
Gabriella Carstensen (2009)  
David de Verediciis (2009)  
Zander Human (2009)  
Gugu Kubheka (2009)  
Stewart McCulloch (2009)  
David de Verediciis (2009)  
Fati Thobejane (2009)

### Student assistants

Shani Bekker (2007)  
Margo Bradfield (2007)  
Thys Geldenhuys (2007)  
Steven Hussey (2007)  
Patricia Modiba (2007)  
Refilwe Moiloa (2007)  
Solomon Ntladi (2005-2007)  
Lindsay Kriel (2008)  
Penny Yu (2008)  
Michelle Silberbauer (2008)  
Shani Bekker (2008)  
Gugulethu Kubheka (2008)  
Alfonce Mahwanu (2008)  
Jenny Ceronio (2009)  
Monique Heystek (2009)  
Mase Moleleki (2009)  
Marinda Moller (2009)  
Thomas Schmidt (2009)

### CTHB Mentorship students

Sameera Ebrahim (2007, 2008)  
Gideon Geldenhuys (2007)  
Jan Nagel (2007)  
Jaco Nieuwenhuijs (2007)  
Melanie van der Vaart (2007)  
Daniel Diedericks (2007, 2008)  
Caron Griffiths (2007, 2008)  
Jaco Nieuwenhuis (2007)  
Dumisane Hlongwane (2007)  
Duncan Patterson (2007)  
Mathews Sebenego (2007, 2008)  
Melissa Simpson (2007, 2008)  
Riaan Theron (2007 - 2009)  
Juanita van Wyk (2007, 2008)  
Melanie van der Vaart (2007)  
Lizette Castanho (2008)  
Daniel Diedericks (2008)  
Angela Marsberg (2008)  
Mmatshopho Phasha (2008)  
Fati Thobejane (2008)  
Maria Bosua (2008)  
Barend Jansen van Vuuren (2008, 2009)  
Louri Lemmer (2008)  
Benjamin Letsoale (2008)  
Aobakwe Mongae (2008, 2009)  
Nadja Roelofse (2008)  
Thembi Moloantoa (2008, 2009)  
Vusi Letsoale (2009)  
Letta Mbula (2009)  
Nadja Roelofse (2009)  
Gina Shin (2009)  
Sphiwe Sibanyoni (2009)  
Arista Fourie (2009)  
Nigel Peacock (2009)  
Elre Pretorius (2009)

Danielle Snyman (2009)  
Jake van der Merwe (2009)

### Recent graduates

#### PhD

##### Marieka Gryzenhout (2007)

Taxonomic studies on *Cryphonectria* and *Endothia*

**Advisors:** MJ Wingfield & BD Wingfield

##### Teresa Goszczynska (2007)

*Pantoea ananatis* and *P. agglomerans* associated with onion seed in South Africa

**Advisors:** TA Coutinho & SN Venter

##### Gavin Hunter (2007)

Mycosphaerella leaf blotch of *Eucalyptus* in South Africa

**Advisors:** MJ Wingfield, BD Wingfield & PW Crous

##### Grace Nakabonge (2007)

Taxonomy and population biology of *Chrysosporthe* species infecting trees in Africa

**Advisors:** J Roux & MJ Wingfield

##### Mesfin Bogale (2008)

*Fusarium* spp. associated with teff production in Ethiopia

**Advisors:** BD Wingfield, MJ Wingfield & ET Steenkamp

##### Juanita de Wet (2008)

Molecular taxonomy and phylogeny of *Sphaeropsis sapinea* and its association with dsRNA elements

**Advisors:** MJ Wingfield, O Preisig & BD Wingfield

##### Veloshinie Govender (2008)

Seed pathology and vigour of maize stored under subsistence farming conditions

**Advisors:** TAS Aveling & Q Kritzing

##### Andrew Kiggundu (2008)

Identification of candidate genes for resistance to banana weevil in East African Highland bananas

**Advisors:** K Kunert, D Michaud, A Viljoen, M Pillay & C Gold

##### Barnabas Kiula (2008)

Effect of gray spot of testcross performance, combining ability and heterosis of Tanzanian inbred and open-pollinated maize varieties

**Advisors:** A-M Oberholster & DE Lyimo

##### Sanuska Naidoo (2008)

Genetic studies of resistance to the bacterial pathogen, *Ralstonia solanacearum*, in *Arabidopsis thaliana*.

**Advisors:** DK Berger & K Denby

##### Kitt Payn (2008)

Phylogenetic relationships within a species-wide reference population of *Eucalyptus urophylla* inferred from gene-based and genome-wide levels of genetic diversity

**Advisors:** B Dvorak, AA Myburg, R Sederoff & G Hodge

##### Anneka Prins (2008)

Expression of cysteine proteases and their inhibitors under natural and stress-induced senescence

**Advisors:** KJ Kunert & CH Foyer

##### Juan Vorster (2008)

Genome analysis focusing on radiation induced mutations and horizontal transfer

**Advisors:** KJ Kunert & C Cullis

##### Carlos Perez (2008)

Diseases of eucalypts in Uruguay

**Advisors:** RA Blanchette & MJ Wingfield

##### Irene Barnes (2009)

Taxonomy, phylogeny and population biology of the red band needle blight fungus and related species

**Advisors:** MJ Wingfield & BD Wingfield

**Carrie Brady (2009)**

Examining the global epidemiology of *Pantoea ananatis* using MLST

**Advisors:** SN Venter & TA Coutinho

**Ronald Heath (2009)**

Studies of wound infecting pathogens of plantation hardwood trees in Southern and Eastern Africa

**Advisors:** J Roux, MJ Wingfield & BD Wingfield

**Evelyn Madoroba (2009)**

The use of molecular tools for quality control of starter cultures

**Advisors:** ET Steenkamp & TE Cloete

**Pamela Paparu (2009)**

Plant-endophyte interactions in East African Highland bananas (AEHB)

**Advisors:** A Viljoen, D Coyne & T du Bois

**MSc****Frank Maleka (2007)**

Comparative analysis of nucleotide diversity in a lignin and cellulose biosynthetic genes of *Eucalyptus* and *Arabidopsis*

**Advisors:** AA Myburg & P Bloomer

**Charline Kamburona (2007)**

Evaluating genetic diversity and performance of peanut (*Arachis hypogaea*) lines

**Advisors:** A-M Oberholster & A Cilliers

**Leon van Eck (2007)**

Transcript profiling in Tugela near isogenic lines in response to RWA feeding

**Advisors:** A-M Oberholster & N Lapitan

**Nicky Creux (2007)**

Characterization of tissue-specific promoters involved in wood formation in *Eucalyptus* trees

**Advisors:** AA Myburg, DK Berger & V van Staden

**Elsie de Meyer (2007)**

Fungi associated with utility poles in South Africa

**Advisor:** MJ Wingfield & ZW de Beer

**Gilbert Kamgan Nkuekam (2007)**

A study of the *Ceratocystis* and *Ophiostoma* species infecting wounds on trees

**Advisors:** J Roux & MJ Wingfield

**Rebecca Makhado (2007)**

Endophytic studies on *Pantoea* spp. associated with eucalypts in South Africa

**Advisors:** TA Coutinho & SN Venter

**Rosie van Zyl (2007)**

Identification of virulence factors secreted by the RWA during feeding

**Advisor:** A-M Oberholster

**Aneen Belgrove (2008)**

The application of non-pathogenic forms of *Fusarium oxysporum* for the biological control of Fusarium wilt of banana

**Advisors:** A Viljoen & C Steinberg

**Nelani Bezuidenhout**

Responses in barley gene expression after pathogen infection

**Advisors:** E Venter & A-M Botha-Oberholster

**Rosita Endah (2008)**

Characterization of NPR1 like genes in banana

**Advisors:** R Chikwamba, KJ Kunert & N van den Berg

**Gerda Fourie (2008)**

The evolutionary biology of *Fusarium oxysporum* f.sp. *cubense*

**Advisors:** A Viljoen, E Steenkamp & T Gordon

**Izette Greyling (2008)**

Studies on the *Pantoea* spp. associated with Coniothyrium canker in South Africa

**Advisors:** TA Coutinho, SN Venter & MJ Wingfield

**Bedel Kalongi (2008)**

Biological and chemical control of seedling diseases of lettuce

**Advisors:** TAS Aveling, J van der Waals & N Labuschagne

**Delphin Kandolo (2008)**

Effect of fungicide seed treatments on vigour of maize

**Advisors:** TAS Aveling & Q Kritzing

**Noelani Janse van Vuuren (2008)**

Characterization of gene sequences induced in barley after pathogen infection

**Advisors:** E Venter & A-M Botha-Oberholster

**Claire Munro (2008)**

Identification of defence genes related to resistance against Fusarium wilt of banana

**Advisors:** A Viljoen, Z Myburg & N van den Berg

**Luke Solomon (2008)**

Identification of circadian rhythms in the expression patterns of wood-formation genes in *Eucalyptus*

**Advisors:** AA Myburg & DK Berger

**Dewald Zaayman (2008)**

Transcript profiling in Gamtoos Dn7 a gene with bimodal functioning

**Advisors:** A-M Oberholster & N Lapitan

**Joha Grobbelaar (2009)**

Molecular phylogeny and population genetics of *Ophiostoma quercus*

**Advisors:** MJ Wingfield & BD Wingfield

**Phillip Law (2009)**

MADIBA: Database tool for annotation of microarray data

**Advisors:** DK Berger & F Joubert

**Happy Maleme (2009)**

*Botryopshaeeria* spp. on eucalypts in South Africa

**Advisors:** MJ Wingfield & BD Wingfield

**Tanja Meyer (2009)**

Identification and characterization of virulence factors in *Fusarium oxysporum* f.sp. *cubense*

**Advisors:** A Viljoen & A Churchill

**Francois van der Walt (2009)**

Botryosphaeriaceae associated with Acacias in Africa with special reference to *Acacia millefera*

**Advisors:** GJ Marais, J Roux, MJ Wingfield & B Slippers

**Prestigious NRF bursary holders**

Irene Barnes  
Nicky Creux  
Franco du Preez  
Mariëka Gryzenhout  
Ronald Heath  
Steven Hussey  
Mmoleli Mphahlele  
Kershney Naidoo  
Luke Solomon  
Rene Sutherland  
Dirk Swanevelder  
Magriet van der Nest  
Marelize van Wyk  
Michelle Victor  
Juan Vorster

**NRF scarce skills/innovation scholarships**

Carrie Brady (2002; 2003-2004; 2005-2008)  
Abigail Mashamba (2008)  
Tsholofelo Kibido (2008)



Liesl van der Linden (2007-2009)  
Ryan Nadel (2006-2009)  
Febé Wilken (2009-2010)

## **Other scholarships**

Charline Kamburona (DAAD, TUCSAN Scholarship)  
Lesesse Beyene (EARO, Ethiopia)  
Yoseph Beyene (EARO, Ethiopia)  
Joseph Ndunguru (IITA, Nigeria)  
Pamela Paparu (IITA)  
Shahasi Athman (IITA)  
Eugenia Itumeleng Kgang (ARC and NRF Equity  
Scholarship)  
Endale Gebre, Ethiopian Institute of Agricultural Research  
(EIAR)  
Berhanu Fenta, International Center for Tropical Agriculture  
(CIAT)  
Barry Christie, Hans Merensky Foundation  
Juanita Engelbrecht, Hans Merensky Foundation  
Donald Chunga, DST/NRF African Scholarship

# MANAGEMENT

## Management committee

Professor MJ Wingfield (Chairman)  
Professor D Berger  
Professor TA Coutinho  
Professor K Kunert  
Professor A-M Botha-Oberholster  
Professor BD Wingfield  
Assoc Professor TAS Aveling  
Assoc Professor AA Myburg  
Assoc Professor J Roux  
Assoc Professor B Slippers  
Assoc Professor SN Venter  
Dr R Chikwamba  
Dr G Marais  
Dr L Moleleki  
Dr S Naidoo  
Dr E Steenkamp  
Dr N van den Berg  
Mr B Hurley  
Mr R Nadel (Postgraduate student representative 2007, 2008)

## Advisory committee

**Professor A Ströh (Chairman)**, Dean of the Faculty of Natural and Agricultural Sciences  
**Professor H Huismans**, Head of the Dept of Genetics  
**Professor TE Cloete**, Head of the Dept of Microbiology & Plant Pathology (until end of 2008)  
**Professor J Verschoor**, Head of the Dept of Biochemistry  
**Professor M Meyer**, Head of the Dept of Plant Science  
**Professor C Reinhardt**, Head of the Dept of Plant Production (until end of 2008)  
**Professor S Nicolson**, Head of the Dept of Zoology & Entomology  
**Professor MJ Wingfield**, Director of FABI

# Some social highlights in FABI

## Annual SPOOF\* meeting

\*Society for the Publication of Outrageous Findings

Theme: Hobos (2007)



From top to bottom, left to right:  
Courtyard prior to the commencement of the party; Marcelle Vermeulen, Francois van der Walt, Marelize van Wyk and Ronald Heath (L to R); Markus Wilken and Ricky Wilken (L to R); Quentin Santana (in sleeping bag) and Kershney Naidoo; Draginja Pavlic and Lorenzo Lombard (L to R); and Jolanda Roux and Bernice Porter (L to R)

Theme: 80s (2008)



Left to right, top to bottom

Drainja Pavlic, Ryan Nadel and Bianca Hinze (L to R); James Mehl and Francois Boshoff (L to R); Kevin Barnes, Irene Barnes, Mike Wingfield, Henk Huismans (L to R); Juan Carro, Guillermo Perez, Draginja Pavlic and Derien Escheverri (L to R); Lyndia Twala an Valentina Nkosi (L to R); and Ryan Nadel and Barry Christie (L to R)

## Year end function 2007



From left to right, top to bottom  
 Brenda Wingfield, Mike Edwards, Di Edwards and Mike Wingfield; Marieka Gryzenhout, Juan Gryzenhout, Fannie Carroll, George Carroll, Irene Barnes and Kevin Barnes; Anton van den Berg, Noelani van den Berg, Sonja de Beer, Wilhelm de Beer, Zander Myburg and Christne Myburg; Osmond Mlonyeni, Happy Maleme, Mmoledi Mphahlele and Disele Mathabatha, Brett Hurley and Tanya Hurley; Bebe Mbebe, Mandla Mahlalela, Pritty Khumalo; MJ Oosthuizen, Albe van der Merwe and Charl Joubert; and Prof John Leslie delivering his address

## Year end function 2008



From left to right, top to bottom  
 Jan Nagel, Priven Pillay, Simon Martin and Sameera Ebrahaim; Dylan Pillay, Pranitha Dawlal, Marija Kvas, Derien Escheverri and Draginja Pavlic; Jenny Hale, Prof and Mrs Roux, Henk Huismans and Miemie Huismans; Andre Smit, Martie Smit, Izette Greyling and Bernice Porter; Mike Wingfield, Bernard Slippers and Jana Slippers; Darryl Herron and CJ Henley-Smith; Prof and Mrs Roux; and Bernice Porter, Monique Sakalidis and Izette Greyling

## Sponsors of research

Many of these commercial companies or organisations fund more than one programme in FABI

ACIAR (Australia)  
Agropolis Advanced Research Platform (France)  
Amathole Forestry  
Banana Growers Association of South Africa  
Belgium Embassy  
BIOPAD  
Central Timber Co-operative (CTC)  
China/South African Governments Agreement  
Chinese Academy of Forestry  
CIRAD  
Citrus Growers Association  
CGIAR Generation Challenge Programme  
CNRS/South African Government Agreement  
CSIR  
DFG (Deutsche Forschungs-Gemeinschaft: German Research Foundation)  
Department of Water Affairs and Forestry (DWAFF)  
Department of Trade and Industry through THRIP initiative  
Department of Science and Technology through the Innovation Fund and CTHB  
Department of Science and Technology through the NRF  
Department of Science and Technology  
Du Roi QMS  
EARO, Ethiopia  
ESKOM  
European Union 6<sup>th</sup> Framework  
Flemish/South African Governments Agreement  
Forestry South Africa  
Global Forestry Products  
Hans Merensky Holdings  
Hans Merensky Foundation  
Innovation Fund  
International Institute of Tropical Agriculture (IITA)  
Italian/South African Governments Agreement  
Komatiland Forest Research (KLF)  
Loskop Irrigation Board  
Mellon Foundation  
Ministry of Education, China  
Ministry of Science and Technology, China  
Mondi  
Mondi Shanduka  
Mountain to Ocean (MTO) Forestry  
National Bioinformatics Network  
National Natural Science Foundation, China  
National Research Foundation (NRF)  
NCT  
Norway/South African Governments Agreement  
PlantBio – National Innovation Centre in Plant Biotechnology  
Protein Research Foundation  
Rockefeller Foundation  
SAFCOL/Komatiland Forestry  
Sappi  
SIDA/South African Government Agreement  
South African Wattle Growers Union  
Syngenta South Africa  
Tanzanian Government  
Technology and Human Resources and Industry Programme (THRIP)  
Thuthuka  
Tuscan Namibia/DAAD (Germany)  
TWK  
UP Research Development Fund  
Water Research Commission  
Wattle Growers Union of South Africa (SAWGU)  
Winter Cereal Trust