

JAN: 1943.

ACCOMPANYING

F. WALTON JAMESON

REPORT.

JAN: 1943.

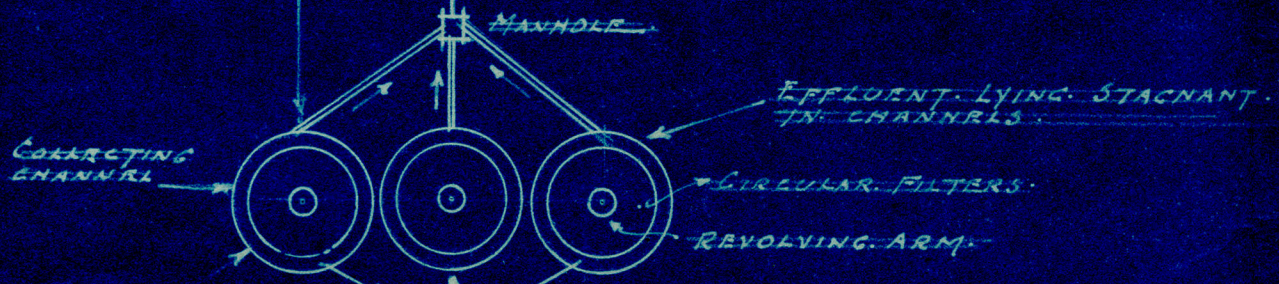
THIS SEWER IS THE
CAUSE OF STAGNATING
OF EFFLUENT IN

MANHOLE
FARM OUTLET

FILTERS. RTG. → 10 PIPE

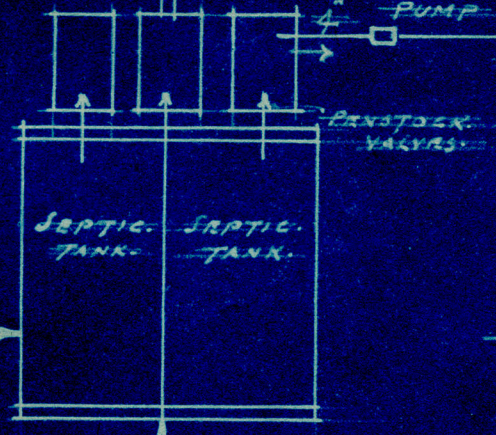
2 FALL IN APPROX: 600 FT.
PRACTICALLY DEAD LEVEL.

THIS FILTER EMPTIED
NOT IN USE WATER LOCKED
WITH EFFLUENT.



SEE
DETAIL
BLOW X

PUMP
RISING MAIN TO HIGHER
FARM LANDS



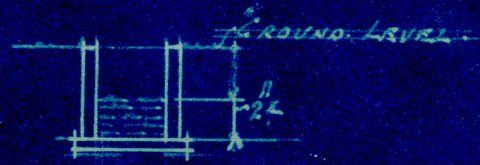
FLOW OF
SEWAGE ROSE

MAR: 12TH / 48

FROM 400,000 GALLS P.D.

TO 1,250,000 G.P.D.


OUTFALL
SEWER



SECTION OF EFFLUENT CHANNEL
AT FILTERS SHOWING RISE OF
WATER TO 24" DURING STORMS.

DETAIL X

SECTION OF
FILTER SHOWING
THAT FROM 1919 (23 YEARS AGO)
THE EFFLUENT BACKED
UP INTO THE FILTER



THIS CHANNEL FROM 1919 TO DATE HAS
ALWAYS BEEN SUBMERGED. IN 1919 THE
CHANNEL WAS CLEAR ONLY IN THE MORNING
BUT THE EFFLUENT SOON ROSE HIGHER