

Information service in support of Veterinary Education 2000 in Africa

Tertia Coetsee

Veterinary Science Library

University of Pretoria


Onderstepoort

South Africa

Introduction


∞ Africa

- -disasters, poverty, hunger
- -wildlife paradise
- -Third World services



University of Pretoria

- Academic Information Service
 - Service Unit Veterinary Science
 - First World Services !



Faculty of Veterinary Science

Ω **What is being done ?**





Faculty of Veterinary Science

- ∩ A. Undergraduate courses**
- ∩ B. Postgraduate studies**
- ∩ C. Postgraduate distance education.**
- ∩ D. Other products for under- and postgraduate students.**

A. Undergraduate Courses

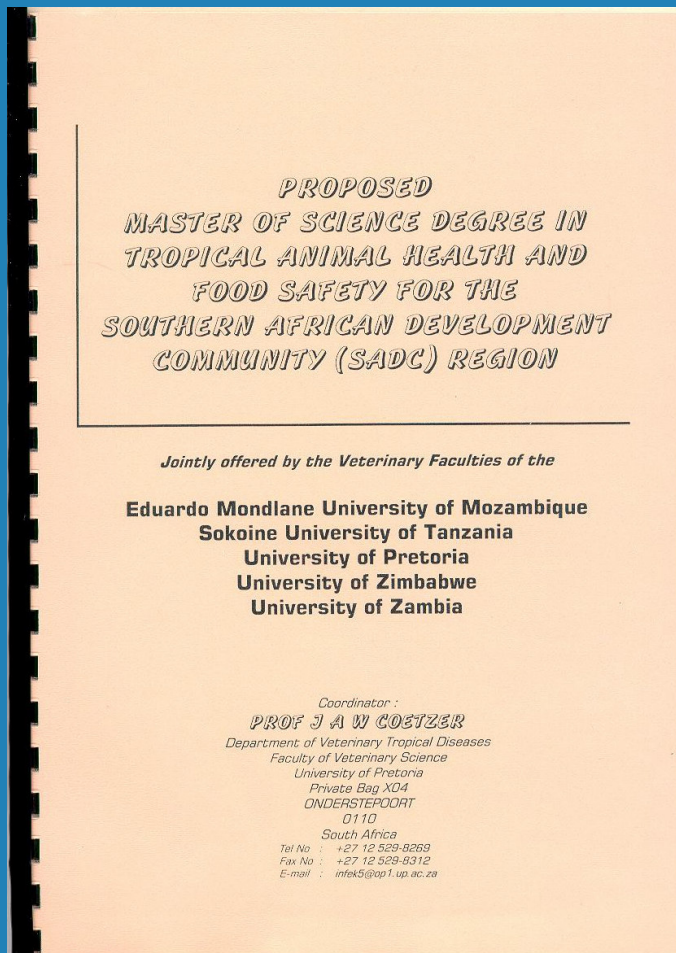
- Traditional teaching
- Problem Based Learning courses.

B. Postgraduate studies



- Distance Education
- Continuing Education.
- Short Courses for practitioners.
- The Department of Veterinary Tropical Diseases

C. Postgraduate distance education.



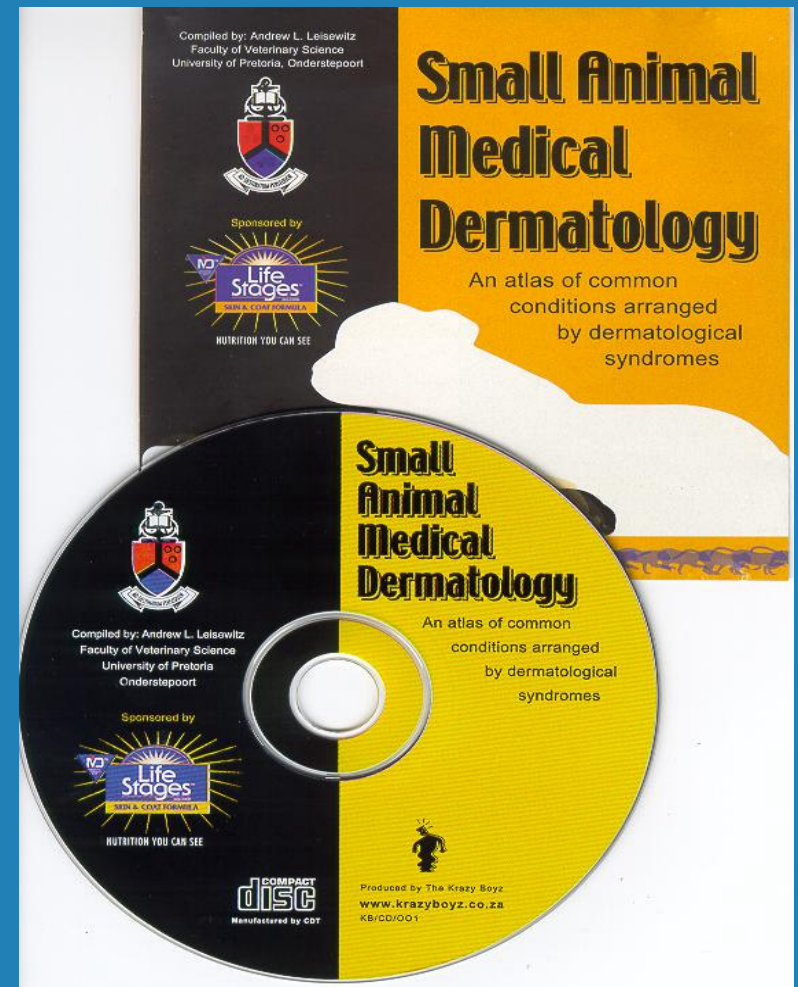
- 1.A regional Master of Science degree
- 2.Paper-based distance learning.
- 3. Virtual campus studies (Clin Path)

D. Other products for under- and postgrad students.

- ∞ 1. CD-ROM in small animal medical dermatology :
- ∞ 2. CD-ROM's incorporating various diseases:
- ∞ 3. CD-ROM titled "Applied serological techniques"
- ∞ 4. CD-ROM atlas "General and Organ Systems Pathology"

1. "Small animal medical dermatology :"

- "Skin diseases of small animals : an atlas of common conditions arranged by dermatological syndromes". - actual cases
 - photographs
 - symptoms,
 - diagnosis
 - treatment..



2a. CD-ROM incorporating the following diseases:

∞ African horse sickness, African swine fever, blue tongue, bovine malignant catarrhal fever, contagious bovine pleuropneumonia, foot-and-mouth disease, heartwater, lumpy skin disease and Rift Valley fever.





2b. CD-ROM incorporating the following diseases:

- anthrax, rabies, bovine tuberculosis and brucellosis.
- will be available in September 2000.


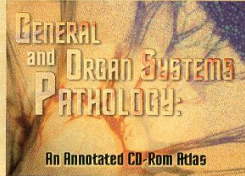


3. "Applied serological techniques"

- graphics, video and sound represent the theoretical background and step-by-step techniques of the most common serological tests .
- will be available by the end of 2000.

4. “General and Organ Systems Pathology”

- Consists of high-resolution digitised images and descriptive text. .



General and Organ Systems Pathology: An annotated CD-ROM atlas developed by the Department of Pathology at the Faculty of Veterinary Science, University of Pretoria, South Africa.

This Multi-Media Training program is an innovative approach to learning and was designed to supplement formal lectures. The CD-ROM consists of 1228 high-resolution digitised images and descriptive text, which is easily accessed by a user-friendly system of menus.

Using this CD-ROM atlas you will become familiar with:

GENERAL PATHOLOGY:	ORGAN SYSTEMS PATHOLOGY:
*appearance of basic macro- and microscopical lesions, including neoplasia	*basic lesions that may affect various organ systems
*macroscopical appearance of post mortal changes	*macroscopical appearance of manifestations of organ system failure

CONTENTS

GENERAL PATHOLOGY:	ORGAN SYSTEMS PATHOLOGY:
*Cell injury	*Cardiovascular system
*Cellular adaptations	*Gastrointestinal tract
*Circulatory disturbances	*Genital system
*Inflammation	*Liver and pancreas
*Necrosis	*Lympho-haemopoietic system
*Neoplasia - macropathology	*Nervous system
*Neoplasia - histopathology	*Respiratory system
*Pigmentations	*Skeletal muscle
*Post mortal changes	*Skeletal system
*Septicaemia	*Skin
	*Special senses
	*Urinary system

MINIMUM SYSTEM REQUIREMENTS:	FOR FURTHER INFORMATION CONTACT:
This programme will give the best results on: *A Pentium 100 processor or better *20 x speed CD-ROM drive or better *32 MB RAM *To install on the hard drive: 400 MB of free hard drive space	Ms Marianna Rossouw Department of Pathology Faculty of Veterinary Science Private Bag X 04 Onderstepoort 0110 Republic of South Africa
SCREEN RESOLUTION: *Display resolution of 640 x 480 pixels *Colour depth *True Color (24 bit*)	Telephone number: +27 12 529 8176 Fax number: +27 12 529 8303 e-mail: mrossouw@op.up.ac.za

Bayer **MERCK** **LABCHEM**
Merck (Pty) Ltd
wisam **V&R**

Service Unit : Veterinary Science's Role




- What are we doing to support the development and use of distance education and other modes of learning in the Veterinary Faculty?

What are we doing ?

- providing relevant references
- strategic organisation transformation

What are we doing ?(cont)


- Developments in information technology (e.g. Internet)
- <http://up.ac.za/asservices/ais/ais.htm>
- <http://up.ac.za/asservices/ais/vetindex.htm>
- <http://up.ac.za/asservices/ais/vet/tertia.htm>



Tertia Coetsee

University of Pretoria

Information Specialist
Service Unit : Veterinary Science



+27-012-5298474

+27 012 5298302

tcetsee@up.up.ac.za

- [COMPANION ANIMAL MEDICINE](#)
- [PHARMACOLOGY & TOXICOLOGY](#)
- [POULTRY HEALTH](#)
- [VETERINARY PATHOLOGY](#)
- [VETERINARY TROPICAL DISEASES](#)

[Home](#)


[Service unit: Veterinary Science](#)

For any comments or suggestions : alourens@op.up.ac.za

Maintained by Dominique Lamer
Last updated May 2009

What are we doing ?(cont)

- Bibliographies
/Databases
- Web page
design
- E-Journals
[http://www.up.ac.za/
asservices/ais/tydstuks/
home.htm](http://www.up.ac.za/asservices/ais/tydstuks/home.htm)




What are we doing ?(cont)

- Digitising and duplication
- Conducting searches
 - databases
 - internet
 - manual
- Training of students and staff

What are we doing ?(cont)

- Copyright
- Capacity building for other libraries in Africa
 - "Vet Books for Africa"
 - A workshop or short course for animal health/veterinary information workers in Africa



3rd International Conference of Animal Health Information Specialists
(8ICML), London, 2-5 July 2000.