

Chapter 9: Conclusion & Appendix

Illus: 202 Pienaarspoort day end (Author, 2011)

9.0.1 CONCLUSION

Although the dissertation process began as an investigation into the social role of buildings in developing contexts and their roles within, it ended quite solidly with a spatial and structural problem.

The problem lay in what does one provide as support, what as infill and who controls what at which times.

A project of this nature that does not clearly address or identify this issue will surely fail as this social programming of space through architectural techniques is essentially the core of what South African spatial professionals need to address in today's developmental climate.

The dissertation process revealed an undercurrent of uncertainty in this specific field of architectural intervention. Feedback from professionals who were involved in the process could not comment on the nature of the dissertation design in architectural terms.

The actual architecture was more of a service engineering with social aspects than the spatial and structural programming of traditional architectural projects.

Nonetheless, what emerged in the end was an understanding of what questions architects need to be asking in these types of contexts.

FULL SUMMARY OF DISSERTATION PROCESS AND CURRENT PROJECTS CAN BE VIEWED @ WWW.JHONOBENNETT.COM

9.0.2 REFLECTION

The dissertation revealed a key question in regard to Architecture of developing areas - **WHAT IS THE ROLE OF ARCHITECTURE IN FACILITATING DEVELOPMENT?**

INFRASTRUCTURE AS ARCHITECTURE - INFRA-TECTURE

The initial premise of the dissertation was to re-interpret the type of Architectural intervention that would facilitate growth in a developing context, in this case Pienaarspoort, Extension 12.

The issue with proposing an Architectural intervention in a developing context is that in order to truly facilitate development bulk infrastructure is needed in the form of roads, services e.t.c. Without these elements it is very difficult to meet the needs of any users in this context.

The dissertation process led to a hybrid of infrastructure and Architectural possibility, not a traditional building as such, but rather a building system. This is only problematic in that a resolved and detailed Architectural product is required to complete the MArch Prof. degree.

The Author sought to resolve this by then exploring the Infra-ecture piece Architecturally in context. But, due to time constraints the author feels that the Architectural product did not reflect the year's process, as well as drawing attention away from the true product of the engagement process - the Infra-ecture Unit.

The Infra-ecture Unit could have been explored in more depth, but now has the opportunity to be taken further in practice and explored outside of academic constraints and discipline specific outcomes.

RESEARCH VS. PRODUCT

Although the process of engagement and subsequent research was crucial in order to determine an appropriate design solution, it took up more than half of the allocated time for the dissertation year. The time spent on research left minimal time for product resolution.

This could have been resolved by a more clear identification of what exactly was expected from the research rather than an open ended question of engagement.

9.0.3 APPENDIX SECTIONS

Working in a context such as Mamelodi has a richness and depth-of-place that required full immersion into what was an unfamiliar environment for the author.

As a result, the research and analysis process entailed more than what could be included in the typical narrative of the book and have been included in the appendix.

References to these sections have been made throughout the dissertation.

APPENDIX SECTION A: INTERVIEW SUMMARY

A detailed overview of all interviews, data and analysis from the formal interviews conducted on-site during April 19 -25 2011.

APPENDIX SECTION B: ON-SITE ANALYSIS

Several diagrams of analysis, further detailed to expand on the social, spatial and tectonic observations and analysis during the dissertation year.

APPENDIX SECTION C: DESIGN OPTIONS AND FURTHER ANALYSIS

A further diagrammatic breakdown of the various process taken to explore the possibilities that guided the dissertation process.

APPENDIX SECTION D: SHORT FILM COMPETITION

The storyboard submitted as a short film for CnCI competition of 2011 where the concepts and themes from the site analysis were expressed and summarized.

APPENDIX SECTION E: RESEARCH TRIP

A research trip, looking into the functions of buildings in developing contexts across South Africa was undertaken in December/January 2010.

9.1.1 INTERVIEW SUMMARY: BRICK MAKER PROFILES

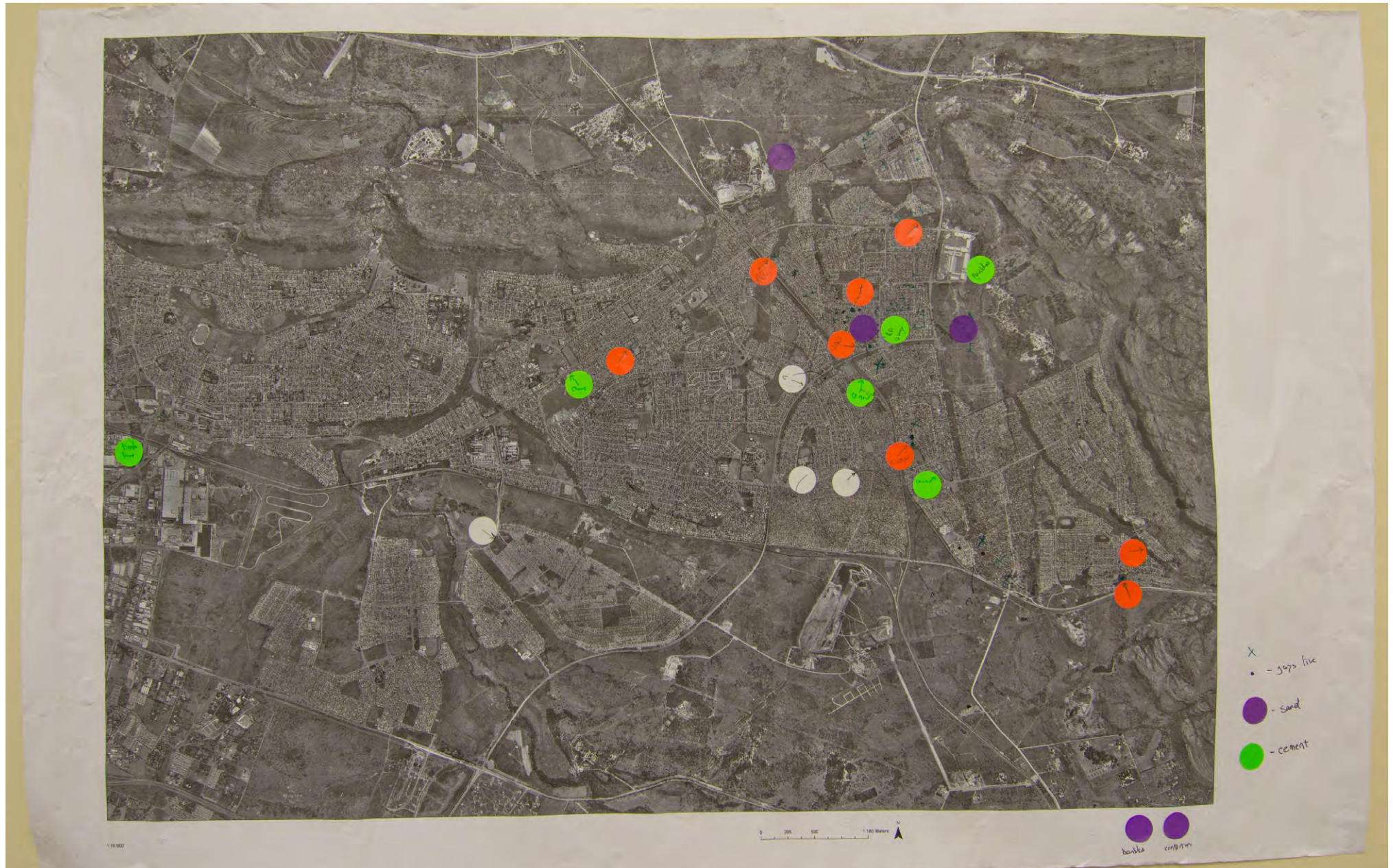
APPENDIX SECTION A: INTERVIEW SUMMARY



Appendix Illus: 2 Photographic journal of interviews (Author, 2011)

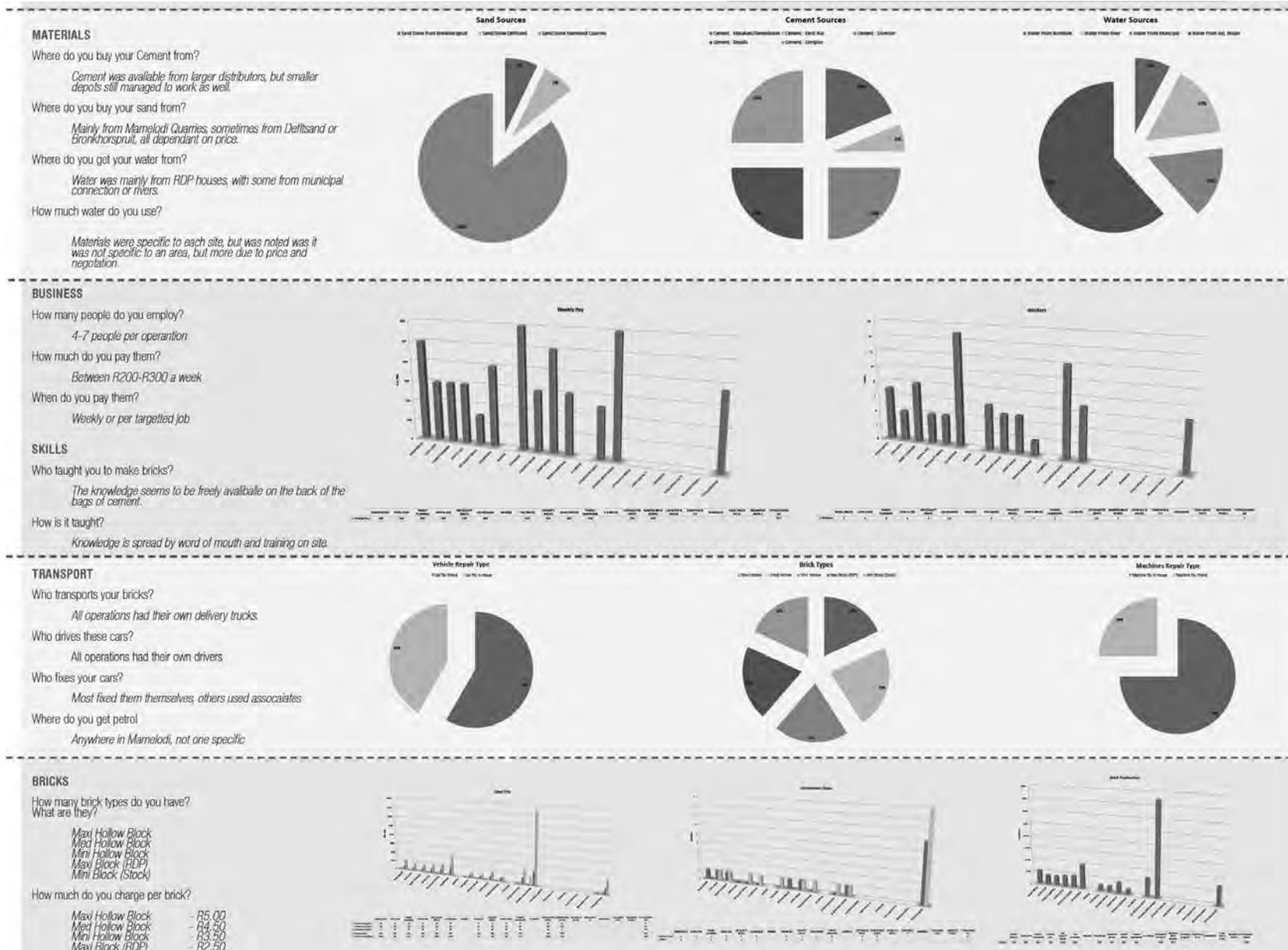


Appendix Illus: 1 On-site interview map used for analysis of Extension 12 & Pienaarspoort (Author, 2011)



Appendix Illus: 3 On-site interview map used for analysis of brick makers and supply networks (Author, 2011)

9.1.2 INTERVIEW SUMMARY: BRICK MAKER DATA



Appendix Illus: 4 Graphic representation of questionnaire : 1 (Author, 2011)

TRANSPORT

Who transports your bricks?

All operations had their own delivery trucks

Who drives these cars?



All operations had their own drivers

Who fixes your cars?

Most fixed them themselves, others used associates

Where do you get petrol

Anywhere in Mamelodi, not one specific




BRICKS

How many brick types do you have?
What are they?

Maxi Hollow Block
Med Hollow Block
Mini Hollow Block
Maxi Block (RDP)
Mini Block (Stock)

How much do you charge per brick?

Maxi Hollow Block - R5.00
Med Hollow Block - R4.50
Mini Hollow Block - R3.50
Maxi Block (RDP) - R2.50
Mini Block (Stock) - R1.50



PRODUCT

Who Buys these bricks?

Generally people from their immediate area, 5 km radius

Where do they use them?

Home additions, building rental units, making taverns, or spazas

Why don't they use other bricks?

These are cheaper, and more readily available with transport included.

ALTERNATIVE

Why Cement bricks?

Easy to make, almost no infrastructure, can pick and move at any time.

Why not earth bricks?

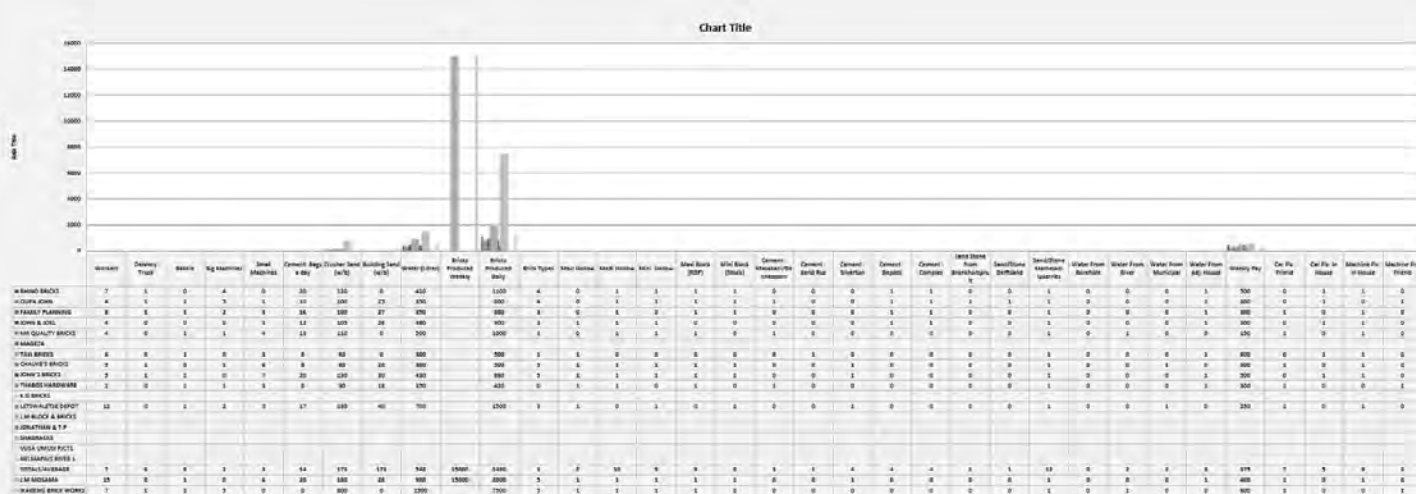
Most hadn't seen or heard of them.

Where do the workers stay?

Most stayed with 5 km radius, or on site














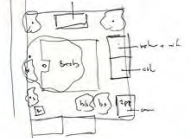










Where do you get lunch?

From 'stalletjies' around site











































Appendix Illus: 5 Graphic representation of questionnaire : 2 (Author, 2011)

9.1.3 INTERVIEW SUMMARY: BRICK MAKER PROFILES

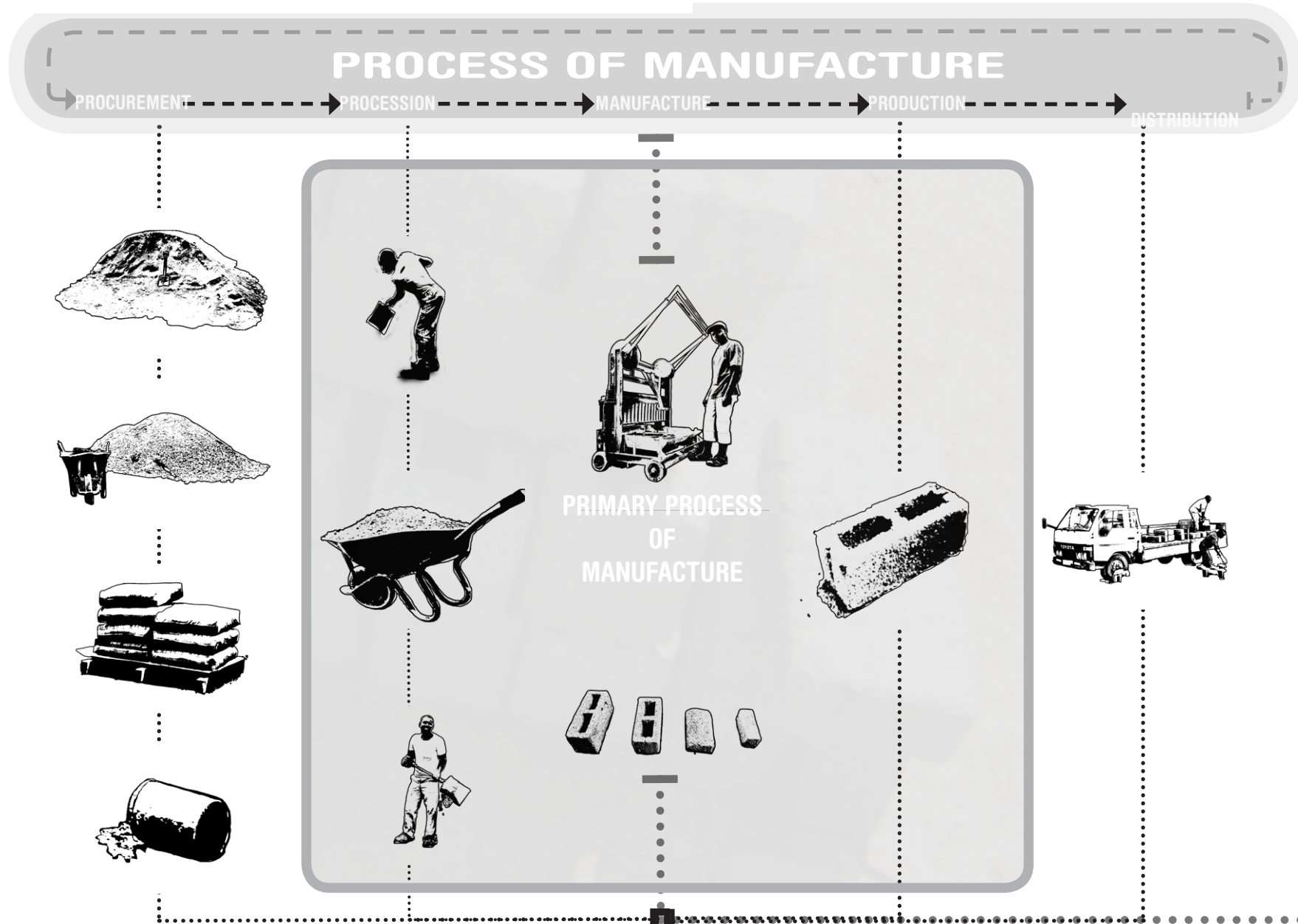
<p>JONATHAN & TP</p>  	<p>JOHN'S BRICKS</p>  	<p>LETSWALETSE DEPOT</p>  	<p>THABOS HARDWARE</p>  																																
																																			
<table border="1"> <tr> <td>EMPLOYED LABOUR</td> <td>GENERAL</td> </tr> <tr> <td>NO. OF BUSINESS</td> <td>MATERIALS</td> </tr> <tr> <td>WEEKLY CEMENT</td> <td>WEEKLY CHIPPED STONE</td> </tr> <tr> <td>WEEKLY WATER</td> <td>WEEKLY MANUFACTURE</td> </tr> </table>	EMPLOYED LABOUR	GENERAL	NO. OF BUSINESS	MATERIALS	WEEKLY CEMENT	WEEKLY CHIPPED STONE	WEEKLY WATER	WEEKLY MANUFACTURE	<table border="1"> <tr> <td>EMPLOYED LABOUR</td> <td>GENERAL</td> </tr> <tr> <td>NO. OF BUSINESS</td> <td>MATERIALS</td> </tr> <tr> <td>WEEKLY CEMENT</td> <td>WEEKLY CHIPPED STONE</td> </tr> <tr> <td>WEEKLY WATER</td> <td>WEEKLY MANUFACTURE</td> </tr> </table>	EMPLOYED LABOUR	GENERAL	NO. OF BUSINESS	MATERIALS	WEEKLY CEMENT	WEEKLY CHIPPED STONE	WEEKLY WATER	WEEKLY MANUFACTURE	<table border="1"> <tr> <td>EMPLOYED LABOUR</td> <td>GENERAL</td> </tr> <tr> <td>NO. OF BUSINESS</td> <td>MATERIALS</td> </tr> <tr> <td>WEEKLY CEMENT</td> <td>WEEKLY CHIPPED STONE</td> </tr> <tr> <td>WEEKLY WATER</td> <td>WEEKLY MANUFACTURE</td> </tr> </table>	EMPLOYED LABOUR	GENERAL	NO. OF BUSINESS	MATERIALS	WEEKLY CEMENT	WEEKLY CHIPPED STONE	WEEKLY WATER	WEEKLY MANUFACTURE	<table border="1"> <tr> <td>EMPLOYED LABOUR</td> <td>GENERAL</td> </tr> <tr> <td>NO. OF BUSINESS</td> <td>MATERIALS</td> </tr> <tr> <td>WEEKLY CEMENT</td> <td>WEEKLY CHIPPED STONE</td> </tr> <tr> <td>WEEKLY WATER</td> <td>WEEKLY MANUFACTURE</td> </tr> </table>	EMPLOYED LABOUR	GENERAL	NO. OF BUSINESS	MATERIALS	WEEKLY CEMENT	WEEKLY CHIPPED STONE	WEEKLY WATER	WEEKLY MANUFACTURE
EMPLOYED LABOUR	GENERAL																																		
NO. OF BUSINESS	MATERIALS																																		
WEEKLY CEMENT	WEEKLY CHIPPED STONE																																		
WEEKLY WATER	WEEKLY MANUFACTURE																																		
EMPLOYED LABOUR	GENERAL																																		
NO. OF BUSINESS	MATERIALS																																		
WEEKLY CEMENT	WEEKLY CHIPPED STONE																																		
WEEKLY WATER	WEEKLY MANUFACTURE																																		
EMPLOYED LABOUR	GENERAL																																		
NO. OF BUSINESS	MATERIALS																																		
WEEKLY CEMENT	WEEKLY CHIPPED STONE																																		
WEEKLY WATER	WEEKLY MANUFACTURE																																		
EMPLOYED LABOUR	GENERAL																																		
NO. OF BUSINESS	MATERIALS																																		
WEEKLY CEMENT	WEEKLY CHIPPED STONE																																		
WEEKLY WATER	WEEKLY MANUFACTURE																																		
<p>FAMILY PLANNING</p>  	<p>K.G BRICKS</p>  	<p>DOM JOHN</p>  	<p>MR QUALITY BRICKS</p>  																																
																																			
<table border="1"> <tr> <td>EMPLOYED LABOUR</td> <td>GENERAL</td> </tr> <tr> <td>NO. OF BUSINESS</td> <td>MATERIALS</td> </tr> <tr> <td>WEEKLY CEMENT</td> <td>WEEKLY CHIPPED STONE</td> </tr> <tr> <td>WEEKLY WATER</td> <td>WEEKLY MANUFACTURE</td> </tr> </table>	EMPLOYED LABOUR	GENERAL	NO. OF BUSINESS	MATERIALS	WEEKLY CEMENT	WEEKLY CHIPPED STONE	WEEKLY WATER	WEEKLY MANUFACTURE	<table border="1"> <tr> <td>EMPLOYED LABOUR</td> <td>GENERAL</td> </tr> <tr> <td>NO. OF BUSINESS</td> <td>MATERIALS</td> </tr> <tr> <td>WEEKLY CEMENT</td> <td>WEEKLY CHIPPED STONE</td> </tr> <tr> <td>WEEKLY WATER</td> <td>WEEKLY MANUFACTURE</td> </tr> </table>	EMPLOYED LABOUR	GENERAL	NO. OF BUSINESS	MATERIALS	WEEKLY CEMENT	WEEKLY CHIPPED STONE	WEEKLY WATER	WEEKLY MANUFACTURE	<table border="1"> <tr> <td>EMPLOYED LABOUR</td> <td>GENERAL</td> </tr> <tr> <td>NO. OF BUSINESS</td> <td>MATERIALS</td> </tr> <tr> <td>WEEKLY CEMENT</td> <td>WEEKLY CHIPPED STONE</td> </tr> <tr> <td>WEEKLY WATER</td> <td>WEEKLY MANUFACTURE</td> </tr> </table>	EMPLOYED LABOUR	GENERAL	NO. OF BUSINESS	MATERIALS	WEEKLY CEMENT	WEEKLY CHIPPED STONE	WEEKLY WATER	WEEKLY MANUFACTURE	<table border="1"> <tr> <td>EMPLOYED LABOUR</td> <td>GENERAL</td> </tr> <tr> <td>NO. OF BUSINESS</td> <td>MATERIALS</td> </tr> <tr> <td>WEEKLY CEMENT</td> <td>WEEKLY CHIPPED STONE</td> </tr> <tr> <td>WEEKLY WATER</td> <td>WEEKLY MANUFACTURE</td> </tr> </table>	EMPLOYED LABOUR	GENERAL	NO. OF BUSINESS	MATERIALS	WEEKLY CEMENT	WEEKLY CHIPPED STONE	WEEKLY WATER	WEEKLY MANUFACTURE
EMPLOYED LABOUR	GENERAL																																		
NO. OF BUSINESS	MATERIALS																																		
WEEKLY CEMENT	WEEKLY CHIPPED STONE																																		
WEEKLY WATER	WEEKLY MANUFACTURE																																		
EMPLOYED LABOUR	GENERAL																																		
NO. OF BUSINESS	MATERIALS																																		
WEEKLY CEMENT	WEEKLY CHIPPED STONE																																		
WEEKLY WATER	WEEKLY MANUFACTURE																																		
EMPLOYED LABOUR	GENERAL																																		
NO. OF BUSINESS	MATERIALS																																		
WEEKLY CEMENT	WEEKLY CHIPPED STONE																																		
WEEKLY WATER	WEEKLY MANUFACTURE																																		
EMPLOYED LABOUR	GENERAL																																		
NO. OF BUSINESS	MATERIALS																																		
WEEKLY CEMENT	WEEKLY CHIPPED STONE																																		
WEEKLY WATER	WEEKLY MANUFACTURE																																		

Appendix Illus: 6 Profiles of various brick makers : 1 (Author, 2011)

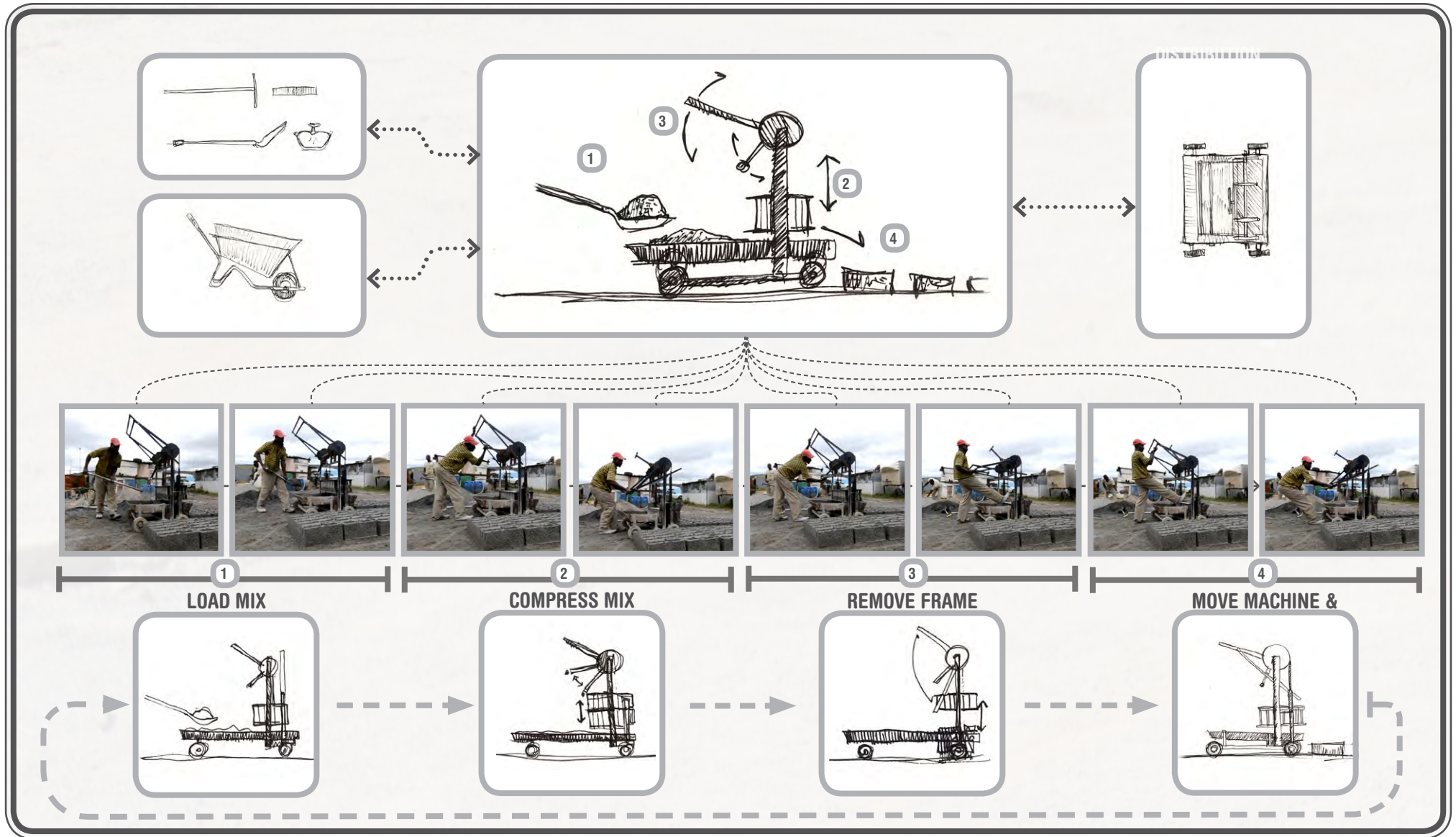
Case Study	General Information	General	Materials	Mix	Manufacture
FAMILY PLANNING  	EMPLOYED LABOUR  1 NO. OF MACHINES  4 WEEKLY CURRENT  1 WEEKLY DISPOSED STONE  1 WEEKLY WATER  1 WEEKLY BRICKS PRODUCED  1000	GENERAL The owner started the small business from the money he was receiving from the M&K Welfare fund. They also supply basic hardware on-site. 'Family Planning' is in relation to house building culture of bricks. They have 1 truck, 3 ton ballast. MATERIALS Cement: Complex, 4 ways, Cement Dignit 1 & 2 Sand: Mamelodi Quarries Water: House adjacent site MIX 4 w/b of Crusher stone + 2 w/b of Building Sand + 1 w/b Cement + 40 litres of Water (4 x B34) MANUFACTURE Make 3 types: Med Hollow, Mini Block, Maxi Block	GENERAL The owner, Medisoane, was a taxi driver who saved up and started this brick business. They use 1 medium size Bakker MATERIALS Cement: Capbulk Skerton Sand: Mamelodi Quarries Water: House adjacent site MANUFACTURE Make 1 type: Large Hollow	GENERAL The owner, Fibiso, comes from Polokwane, but stays in Hammanskop. He has background in construction. Fibiso employs people who have brick making knowledge. Fibiso bricks has one delivery truck (440 Ton Hyundai) MATERIALS Cement: Complex, 4 ways, Cement Dignit 1 & 2 Sand: Mamelodi Quarries Water: House adjacent site MIX 4 w/b of Crusher stone + 1 w/b Cement + 60 litres of Water (3 x B34) MANUFACTURE 4 types of Brick: Med Hollow, Mini Hollow, Mini Block, Maxi Block + 7880 bricks a week	GENERAL This is a large scale production of bricks, working with electrical mixing machines, and brick making machines. They use chemical hardware and have been trained by manufacturers. They have 2 bakkers, and 1 x 3 ton truck MATERIALS Cement: Hammanskop, African Sand: Mamelodi Quarries Water: Municipal Connection MANUFACTURE Make 5 types: Large Hollow, Med Hollow, Mini Hollow, Maxi Block, Mini Block
JOHN & JOEL  	EMPLOYED LABOUR  1 NO. OF MACHINES  4 WEEKLY CURRENT  1 WEEKLY DISPOSED STONE  1 WEEKLY WATER  1 WEEKLY BRICKS PRODUCED  1000	GENERAL Medium scale operation, working in Mamelodi area. Adjacent site where from it is stone to make a 'former' brick making facility. Already under construction. Chauder's has one medium sized bakker MATERIALS Cement: Complex, 4 ways, Cement Dignit 1 & 2 Sand: Mamelodi Quarries Water: Municipal Connection MIX 4 w/b of Crusher stone + 1 w/b of Crusher Sand + 1 w/b Cement + 40 litres of Water (4 x B34) MANUFACTURE Make 3 types: Large Hollow, Med Hollow, Mini Hollow	GENERAL The owner, Johannes, started making bricks in 1975, he was taught by an old man who sold him the business. He has a long history with many people he works with, so has good flow. They have 1 truck, 2 ton ballast. MATERIALS Cement: Capbulk Skerton Sand: Mamelodi Quarries Water: House adjacent site MANUFACTURE Make 5 types: Large Hollow, Med Hollow, Small Hollow, Mini Block, Maxi Block		
CHAUVE'S BRICKS  	EMPLOYED LABOUR  1 NO. OF MACHINES  4 WEEKLY CURRENT  1 WEEKLY DISPOSED STONE  1 WEEKLY WATER  1 WEEKLY BRICKS PRODUCED  1000	GENERAL The owner, Johannes, started making bricks in 1975, he was taught by an old man who sold him the business. He has a long history with many people he works with, so has good flow. They have 1 truck, 2 ton ballast. MATERIALS Cement: Capbulk Skerton Sand: Mamelodi Quarries Water: House adjacent site MANUFACTURE Make 5 types: Large Hollow, Med Hollow, Small Hollow, Mini Block, Maxi Block	GENERAL The owner, Johannes, started making bricks in 1975, he was taught by an old man who sold him the business. He has a long history with many people he works with, so has good flow. They have 1 truck, 2 ton ballast. MATERIALS Cement: Capbulk Skerton Sand: Mamelodi Quarries Water: House adjacent site MANUFACTURE Make 5 types: Large Hollow, Med Hollow, Small Hollow, Mini Block, Maxi Block		
MAGEZA  	EMPLOYED LABOUR  1 NO. OF MACHINES  4 WEEKLY CURRENT  1 WEEKLY DISPOSED STONE  1 WEEKLY WATER  1 WEEKLY BRICKS PRODUCED  1000	GENERAL The owner, Johannes, started making bricks in 1975, he was taught by an old man who sold him the business. He has a long history with many people he works with, so has good flow. They have 1 truck, 2 ton ballast. MATERIALS Cement: Capbulk Skerton Sand: Mamelodi Quarries Water: House adjacent site MANUFACTURE Make 5 types: Large Hollow, Med Hollow, Small Hollow, Mini Block, Maxi Block	GENERAL The owner, Johannes, started making bricks in 1975, he was taught by an old man who sold him the business. He has a long history with many people he works with, so has good flow. They have 1 truck, 2 ton ballast. MATERIALS Cement: Capbulk Skerton Sand: Mamelodi Quarries Water: House adjacent site MANUFACTURE Make 5 types: Large Hollow, Med Hollow, Small Hollow, Mini Block, Maxi Block		
J.M MOSAMA  	EMPLOYED LABOUR  1 NO. OF MACHINES  4 WEEKLY CURRENT  1 WEEKLY DISPOSED STONE  1 WEEKLY WATER  1 WEEKLY BRICKS PRODUCED  1000	GENERAL The owner, Johannes, started making bricks in 1975, he was taught by an old man who sold him the business. He has a long history with many people he works with, so has good flow. They have 1 truck, 2 ton ballast. MATERIALS Cement: Capbulk Skerton Sand: Mamelodi Quarries Water: House adjacent site MANUFACTURE Make 5 types: Large Hollow, Med Hollow, Small Hollow, Mini Block, Maxi Block	GENERAL The owner, Johannes, started making bricks in 1975, he was taught by an old man who sold him the business. He has a long history with many people he works with, so has good flow. They have 1 truck, 2 ton ballast. MATERIALS Cement: Capbulk Skerton Sand: Mamelodi Quarries Water: House adjacent site MANUFACTURE Make 5 types: Large Hollow, Med Hollow, Small Hollow, Mini Block, Maxi Block		

Appendix Illus: 7 Profiles of various brick makers : 2 (Author, 2011)

9.2.1 STUDY OF PROCESS OF BRICK MANUFACTURE WITHIN THE



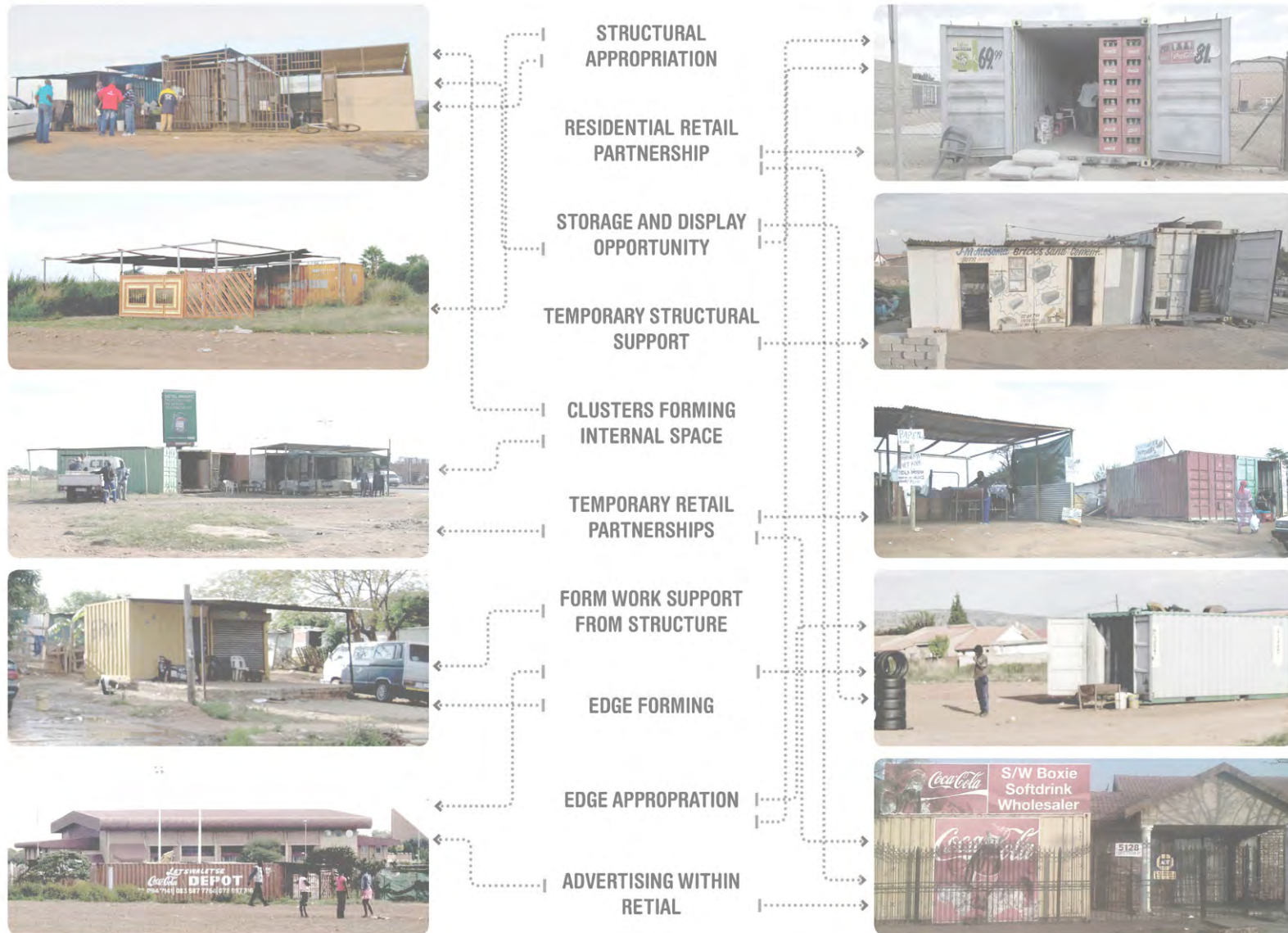
Appendix Illus: 8 Graphic summary of process of production undertaken by the brick makers: 1 (Author, 2011)



Appendix Illus: 9 Graphic summary of Process of Production undertaken by the brick makers: 2 (Author, 2011)

9.2.2 ON-SITE OBSERVATION OF CONTAINER APPROPRIATION

ON-SITE OBSERVATION OF CONTAINER APPROPRIATION



Appendix Illus: 10 Summary of container retail, storage and living (Author, 2011)

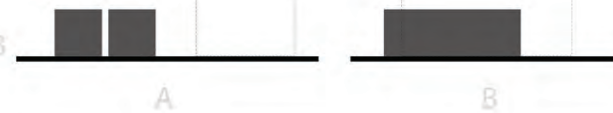
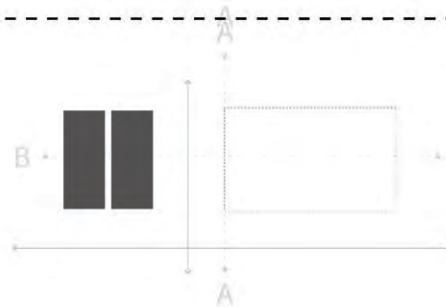
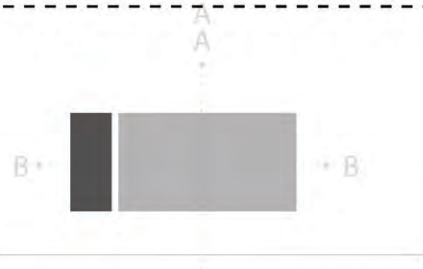
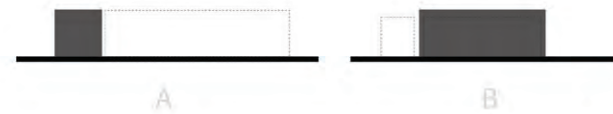

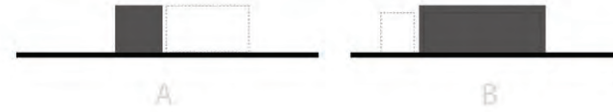
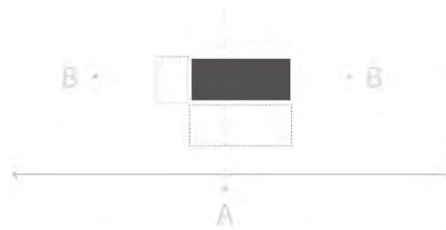
AGENTS OF OWNERSHIP

APPROPRIATION OF SHIPPING CONTAINERS BY RETAIL VENDORS AND PROSPECTIVE BUSINESS'S:
CEMENT & BUILDING MATERIAL RETAIL




Appendix Illus: 11 Summary of agents of ownership in container form. (Author, 2011)

9.2.3 ON-SITE OBSERVATION OF CONTAINER SPATIAL CONDITION


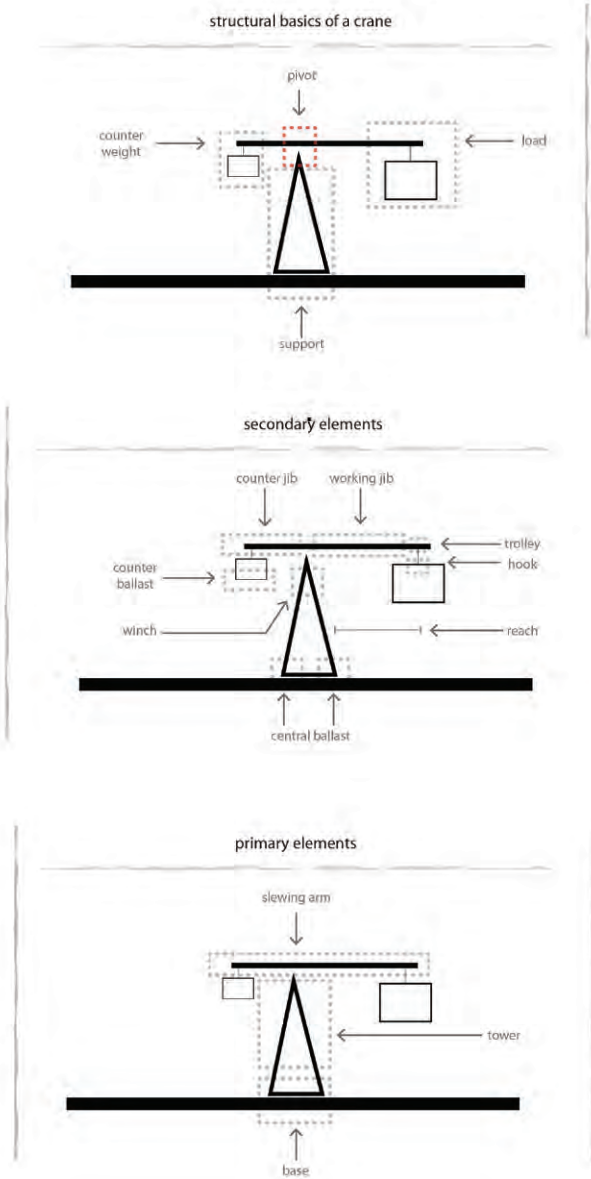


Appendix Illus: 12 Spatial exploration of container appropriation: 1 (Author, 2011)



Appendix Illus: 13 Spatial exploration of container appropriation: 2 (Author, 2011)

9.3.1 SPATIAL AND STRUCTURAL RESEARCH ON LIFTING



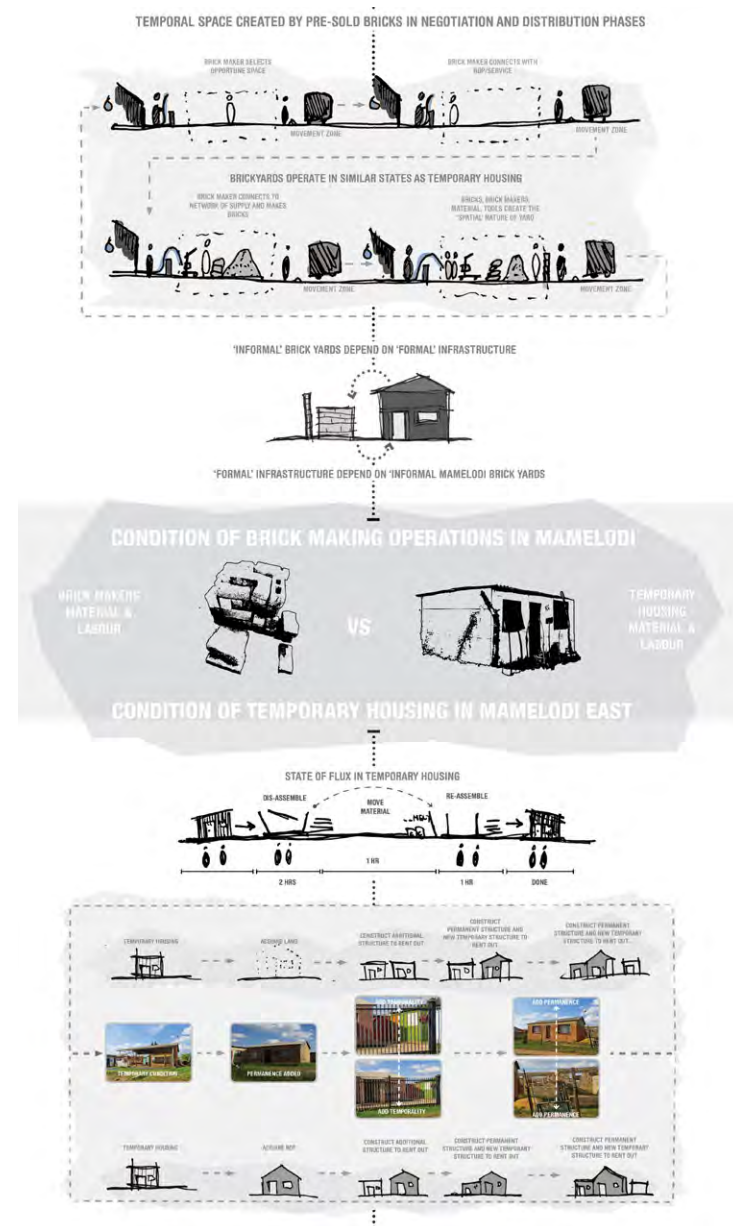
Appendix Illus: 14 Diagrammatic exploration of cranes to support manual mechanical lifting (Author, 2011)

9.3.2 HISTORIC SUMMARY OF FRAME AND INFILL



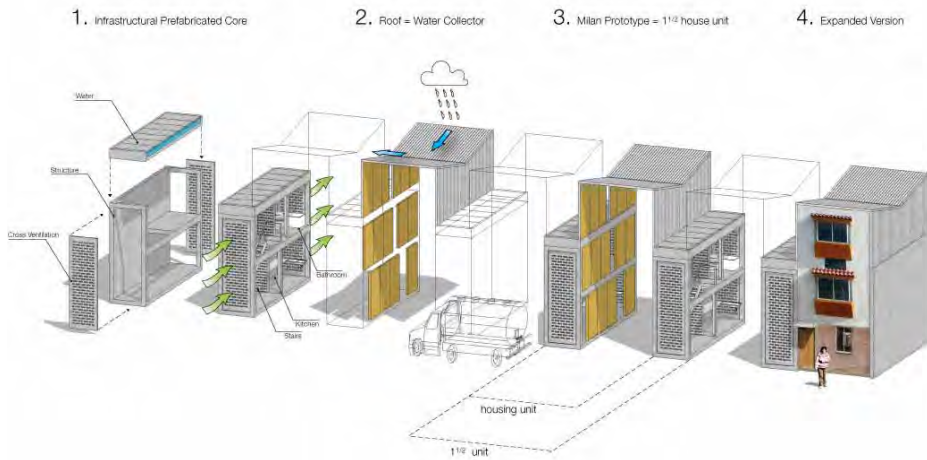
Appendix Illus: 15 Historic breakdown of frame and infill structure (Author, 2011)

9.3.3 CONDITIONS BETWEEN BRICK MAKERS AND HOUSING

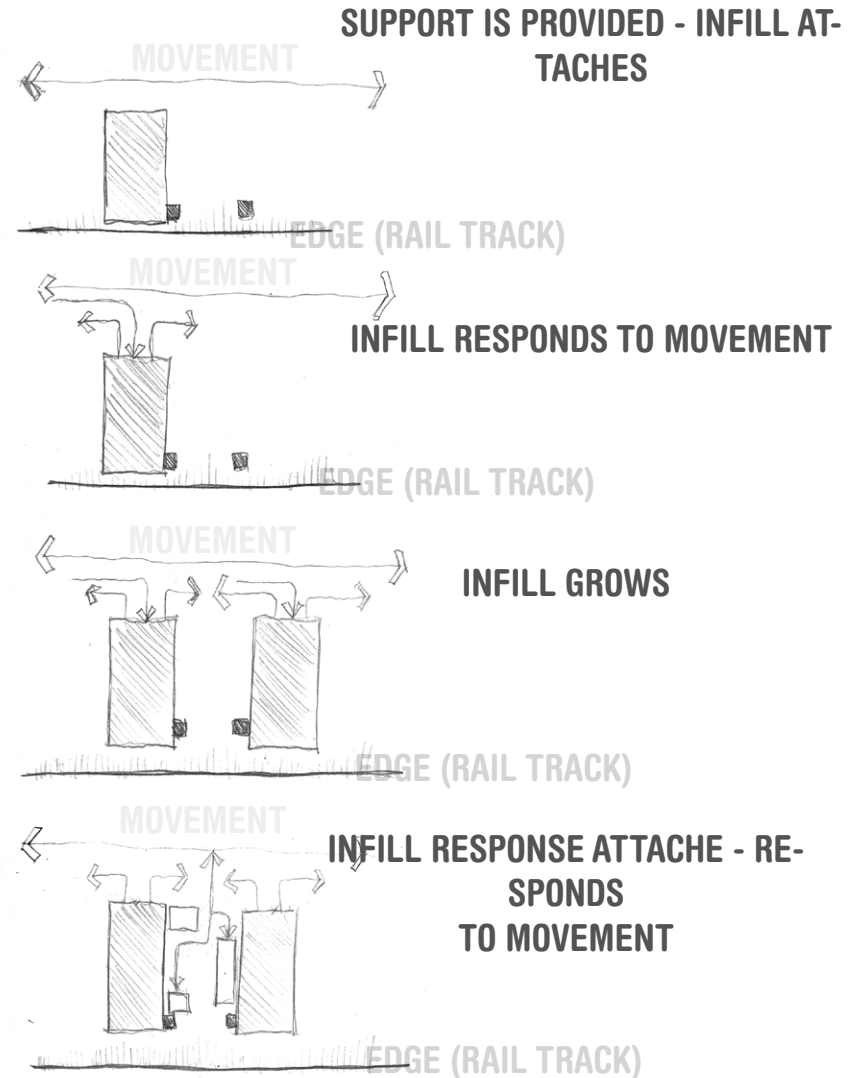


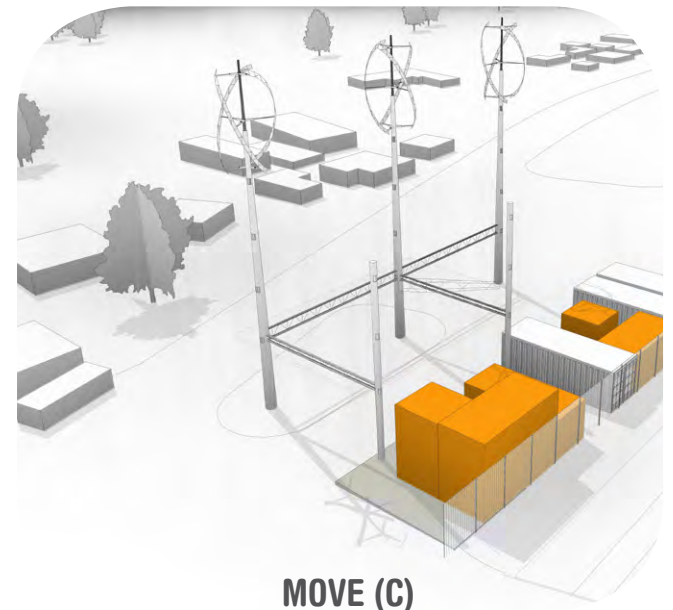
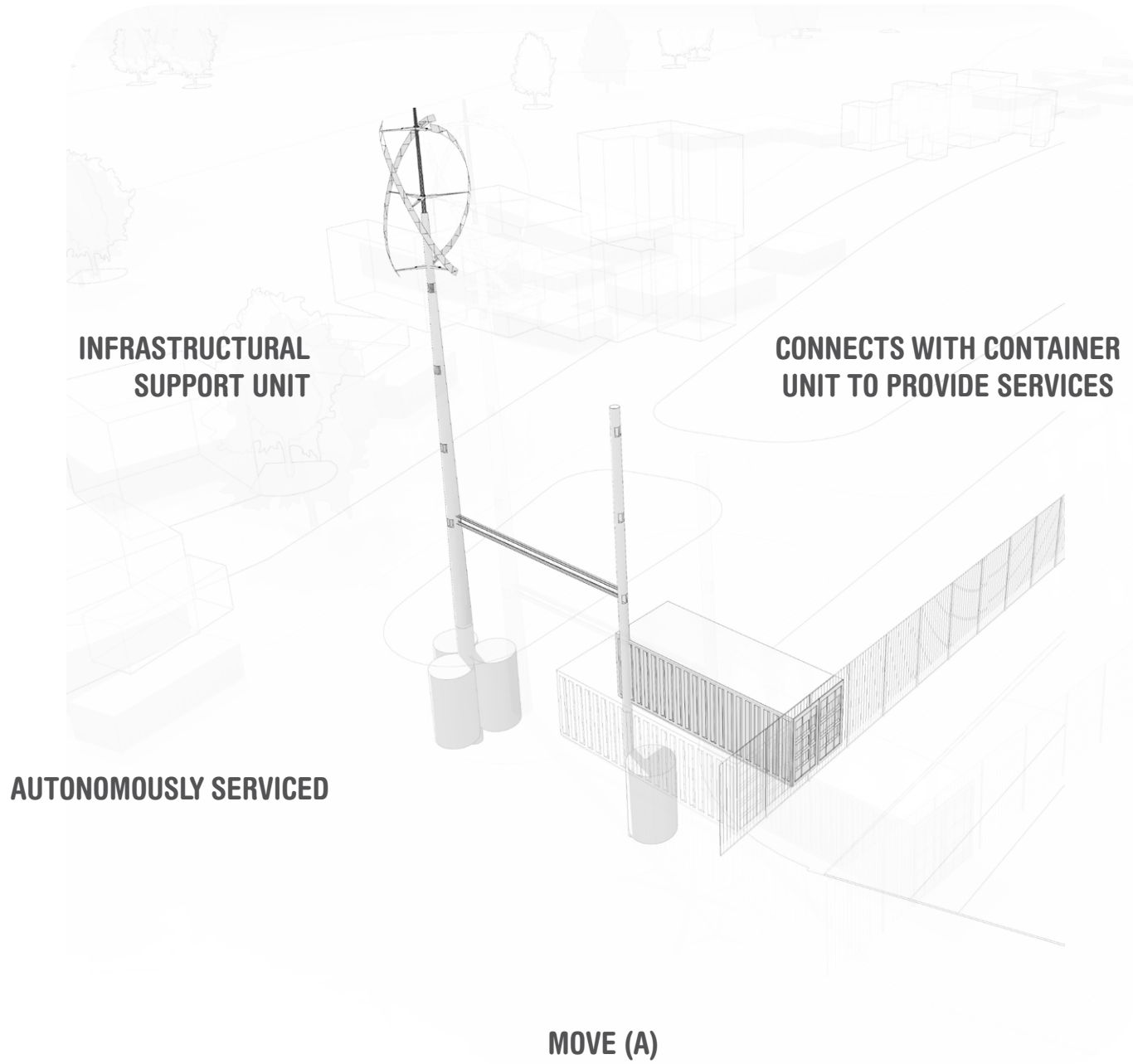
Appendix Illus: 16 Summary of observed conditions in Mamelodi (Author, 2011)

9.3.4 ORIGINAL CONCEPTION OF UNIT OF GROWTH



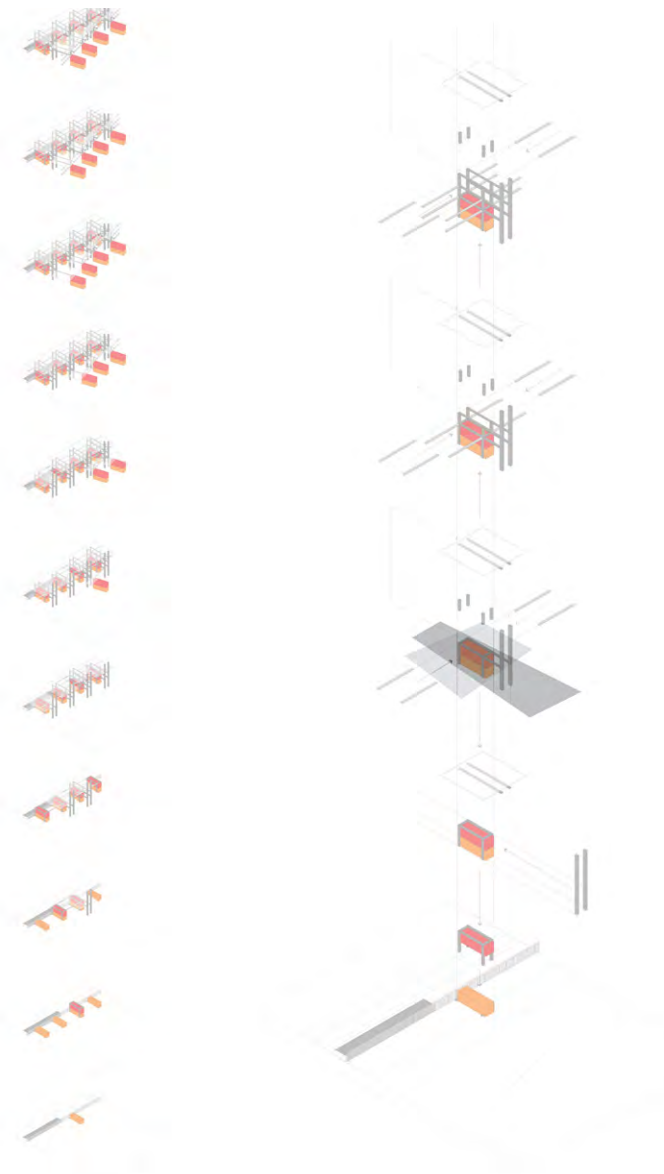
- INFILL RESPONSE (AGENT OF OWNERSHIP)
- ▨ INFILL (AGENT OF OWNER-)
- ▩ SUPPORT - AGENT OF OWNERSHIP (SERVICE)



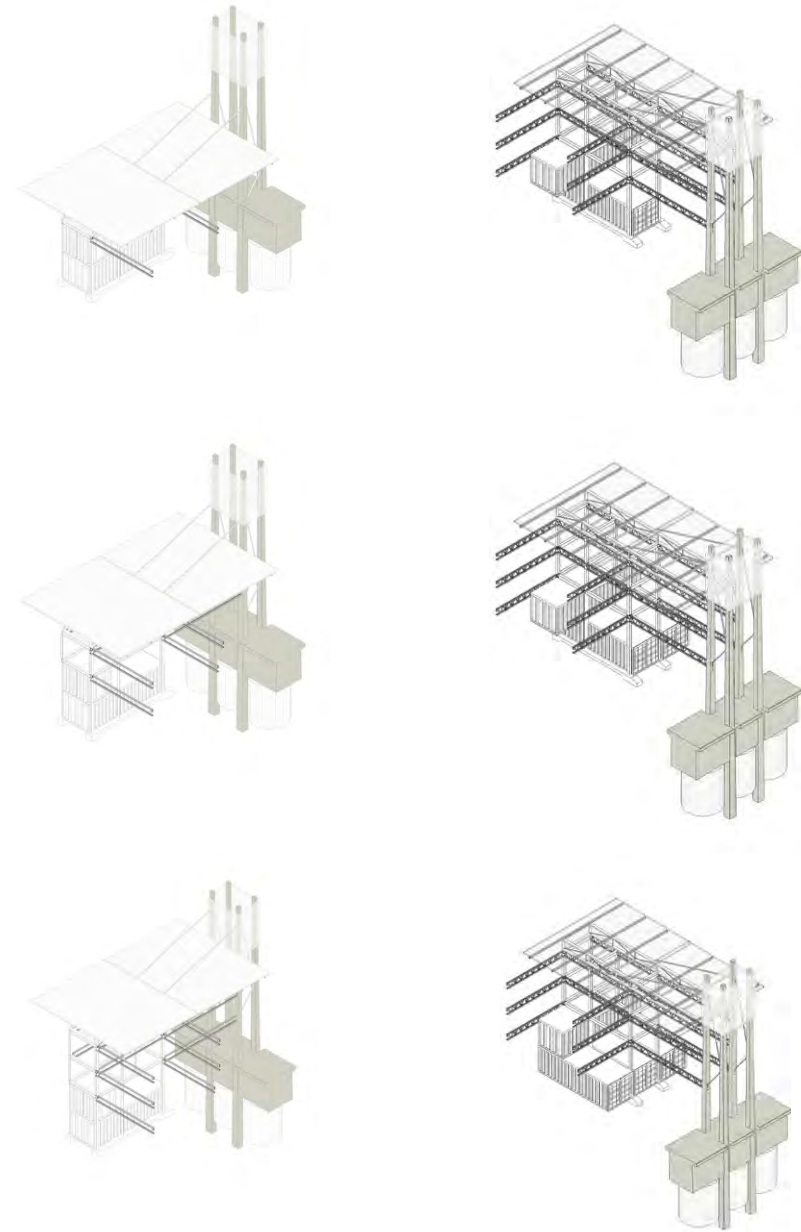


Appendix Illus: 19 Original Concept for Unit Of Growth (Author, 2011)

9.3.5 FURTHER EXPLANATION OF UNIT OF GROWTH

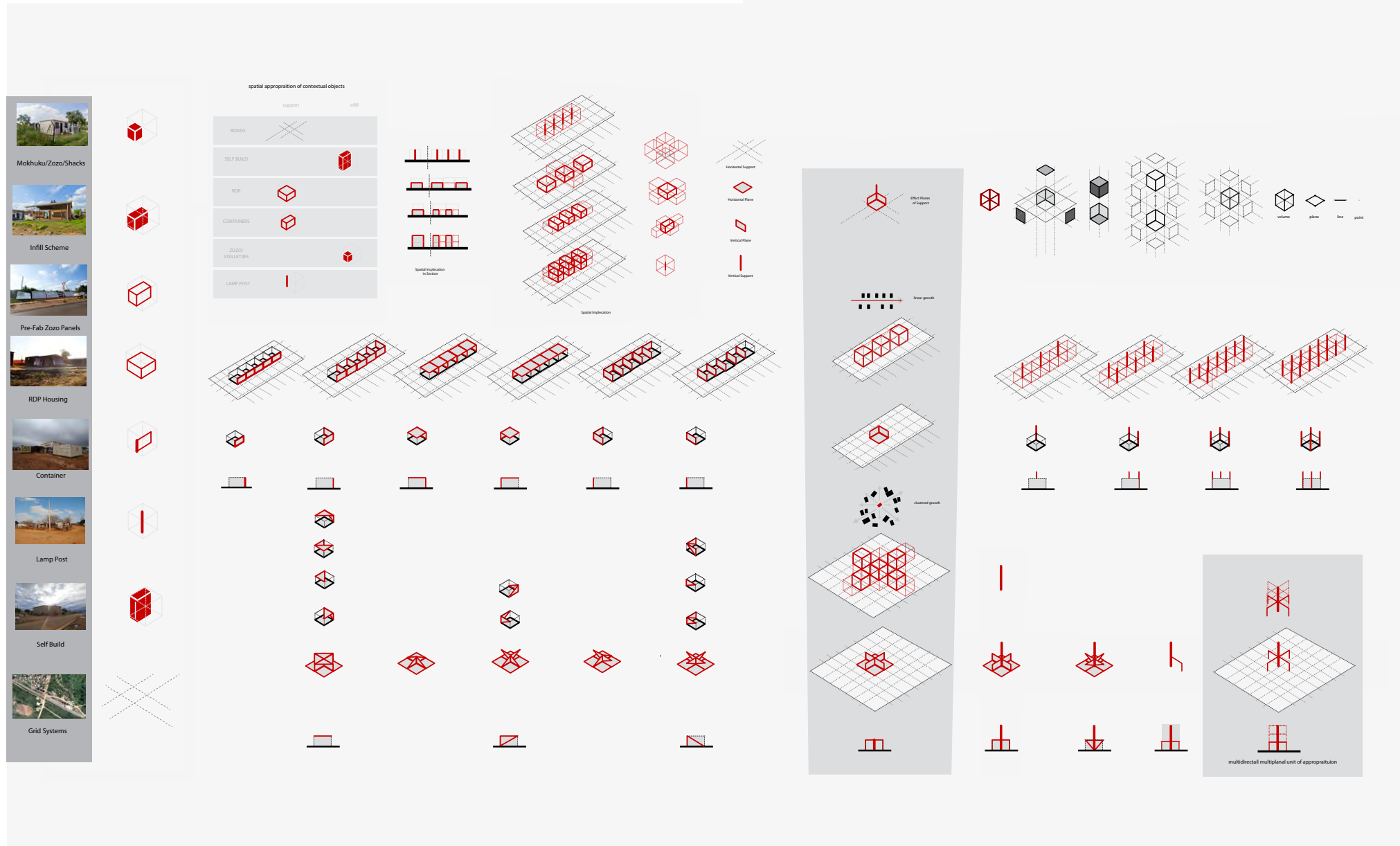


Appendix Illus: 21 Exploration of form and process to create a process of self-build : 1 (Author, 2011)



Appendix Illus: 20 Exploration of form and process to create a process of self-build : 2 (Author, 2011)




9.3.6 SUMMARY OF UNIT OF GROWTH



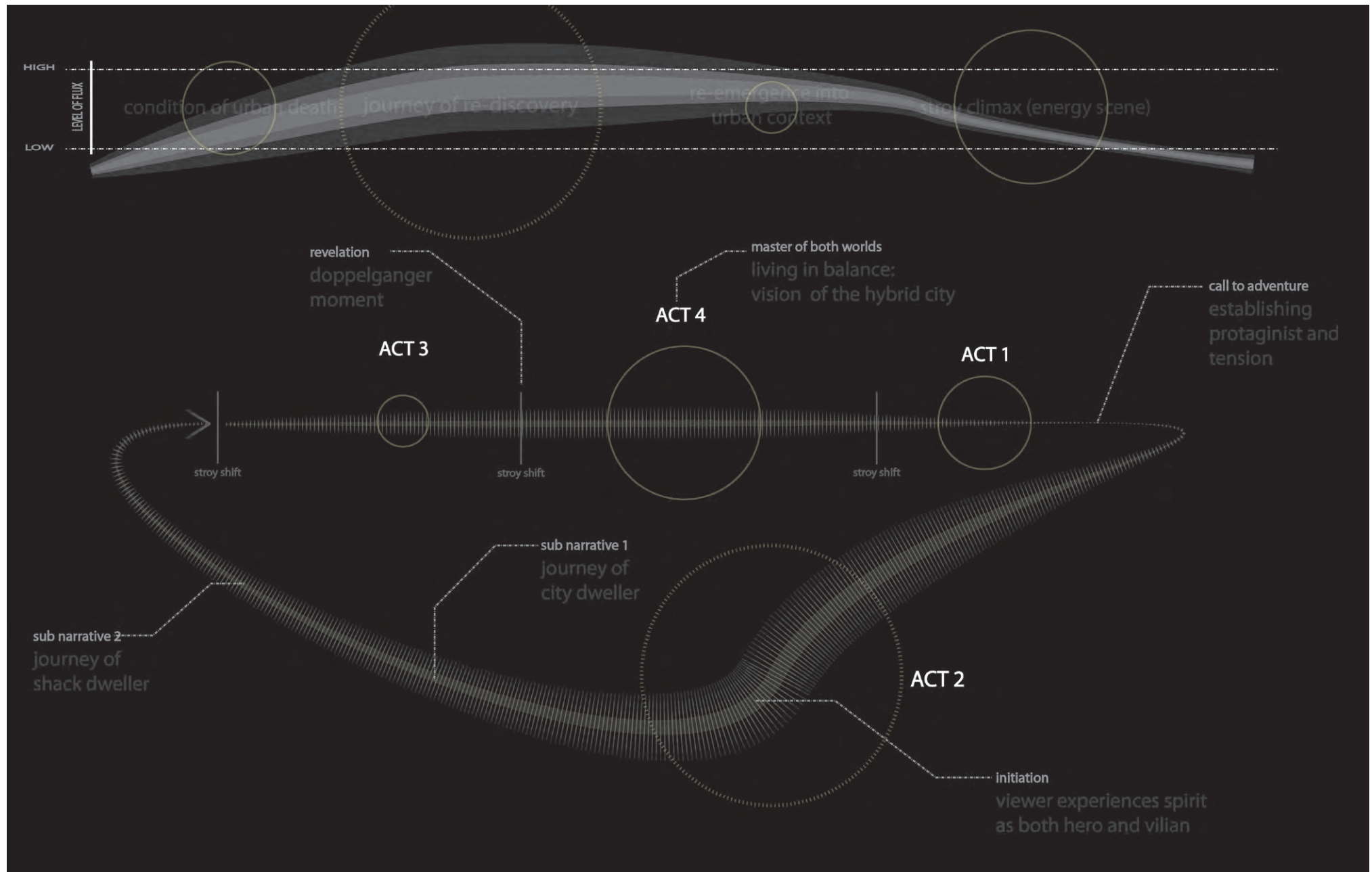
Appendix Illus: 22 Summary of form, process and history of form (Author, 2011)

9.4.1 STORY BOARD TO CNCI FILM COMPETITION

APPENDIX SECTION D: SHORT FILM COMPETITION

 <p>SCENE 1 SET IN PERBURGAN SOUTH AFRICA A LONELY SPIRIT ARRIVES BY TRAIN.</p>	 <p>SCENE 2,3: THE SPIRIT IS UNREST AND UNSURE OF ITS PURPOSE. IT WANDERS THE ITS SURROUNDING, SEARCHING FOR PURPOSE AND MEANING IN A TURBULENT SOCIETY.</p>	 <p>SCENE 4: THE SPIRIT COMES ACROSS A YOUNG MAN, STARTING HIS LIFE HE EARN MONEY TO LIVE.</p>	 <p>SCENE 5: THE SPIRIT TAKES THE FORM OF HIS SMALL STALL THAT HE SELLS BOUGHT GOODS FROM TO PAY HIS TUITION.</p>	 <p>SCENES 8,9,10 THE SPIRIT EMBRACES THE FAMILY AND BECOMES THE IDOL PROTECTING AND SUPPORTING HER, THE WALLS BECOME HER WARM.</p>
 <p>SCENE 6: THE SPIRIT ALONE NOW, IS MET BY AN OLD WOMEN WHO SEES IT FOR WHAT IT IS. SHE INVITES IT INTO HER HOME, BECOMES THE HOME SHE NEEDS FOR FATHERLESS CHILDREN.</p>	 <p>SCENE 11: A WOMAN PASSES ON AND THE SPIRIT FLOATS ON, FINDING ITSELF ENWRAPPED BY AN ENTREPRENEUR WHO MAKES BRICKS.</p>	 <p>SCENE 12: THE SPIRIT FINDS ITSELF ENGAGED WITH THE BRICKMAKER, WHO STARTS A SMALL BRICKYARD IN THE BACKYARD OF HIS HOUSE.</p>	 <p>SCENE 13: THE SPIRIT IS EMBODIED IN THE BRICKS MADE BY THE MAN AS SMALL PIECES ARE SOLD OFF AND INTERMIXED WITH THE COMMUNITY.</p>	 <p>SCENES 14,15: THROUGH THE BRICKS, THE SPIRIT ENGAGES THE ENTIRE COMMUNITY (NOW REVEALED TO BE MAINLEAD) AND EVOLVES AND ADAPTS TO EACH REQUIREMENT THROUGH ITS NEW FORM.</p>
 <p>SCENE 16: THE SPIRIT REACHES A POINT OF OVER SATURATION. IT CAN'T SUPPORT THE COMMUNITY IT HAS NOW BECOME LOVE THROUGH ITS CURRENT FORM. IT BECOMES OVERWHELMED IT WANDERS BACK TO THE SITE WHERE IT ARRIVES AND BEGINS TO RECONSTRUCT.</p>	 <p>SCENE 17,18,19 THROUGH HIS MIND, AS TO WHAT IT SHOULD BE, HOW IT COULD BETTER, MORE EFFECTIVE, MORE RESILIENT.</p>	 <p>SCENE 20,21 AS HE THINKS, IT STARTS TO TAKE MANY FORMS, BUILDING AND ADAPTING TO EACH NEW THOUGHT WHILE IT IS IN THIS STATE OF FLUX, IT ATTRACTS MORE PEOPLE TO IT AT EACH NEW MANIFESTATION, GATHERING A LARGER CROWD EACH TIME.</p>	 <p>FINAL SCENES 22,23,24,25: THE SPIRIT REACHES A FINAL STAGE OF EMERGENCE. IT CANNOT HELP EVERYONE, CANNOT BE EVERYTHING. ASSIMILATING ALL IT HAS LEARNED WHAT IT NEEDS TO BE: A FORM AND BECOMES SOMETHING BIGGER, LARGER FOREVER TEMPORAL, FOREVER CHANGING ADAPTING.</p>	 <p>FINAL SCENES 22,23,24,25: THE SPIRIT REACHES A FINAL STAGE OF EMERGENCE. IT CANNOT HELP EVERYONE, CANNOT BE EVERYTHING. ASSIMILATING ALL IT HAS LEARNED WHAT IT NEEDS TO BE: A FORM AND BECOMES SOMETHING BIGGER, LARGER FOREVER TEMPORAL, FOREVER CHANGING ADAPTING.</p>

Appendix Illus: 23 The storyboard for the CnCI Moving Spaces film competition (Author, 2011)



Appendix Illus: 24 Conceptual breakdown of film concept into dissertation concept (Author, 2011)

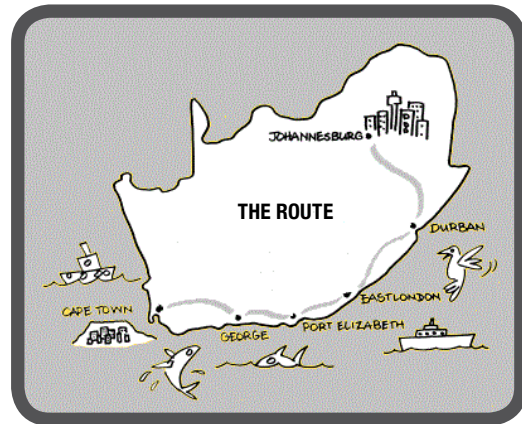
9.5.1 RESEARCH TRIP SUMMARY

During the December/January 2011 period the author undertook a countrywide architectural field research trip to focus on architecture in developing contexts in South Africa.

The focus of the trip began as a quite broad look into contemporary Architecture in developing settlements of South Africa - I had no specific question to answer, I felt the journey was more a search for a question rather than a search for an answer.

From the trip a set of intangible lessons of good programming, bad materiality and spatial conditions as well as interesting conditions in unexpected places.

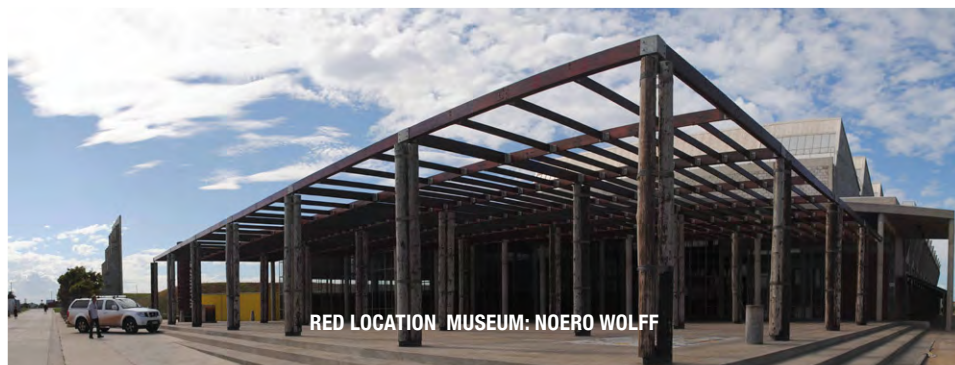

APPENDIX SECTION E: RESEARCH TRIP



Appendix Illus: 26 Summary of research trip (Author, 2011)



Appendix Illus: 25 Summary of research trip Western Cape (Author, 2011)



Appendix Illus: 27 Summary of research trip: Kwa-Zulu Natal & Eastern Cape (Author, 2011)

Appendix Illus: 28 Summary of research trip: Gauteng (Author, 2011)

References

BOOKS

Barnett, J. 1974 *Urban Design As Public Policy*. New York City: Architectural Record Books

Deckler et Al. 2006. *Contemporary South African Architecture in a Landscape of Transition*. Cape Town: Double Storey

Dewar, David. Forthcoming. *Accommodating Informality: Policy and Design Lessons From South Africa*. Cape Town: University Of Cape Town

Gelder Ken, 1997. *The subcultures reader*. London & New York: Routledge
Habracken. John. 2008. *The Structure of the Ordinary*. Cambridge & London: MIT Press

Hamdi, Nabeel. 2010. *The Place makers Guide to Community Building*. London: EarthScan Print

Hardingham, S and Rattenbury, K. 2007. *Cedric Price: Potteries Thinkbelt*. Abingdon: Routledge.

Kronenburg, R. 2007 *Flexible : Architecture that Responds to Change*. London: Laurence King, 2007) .

Koolhaas, Boeri, Kwinter, Tazi. 2009, *Mutations*. Bordeaux : Actar

Matthews, Stanley. 2007. *Agit-Prop to Free Space: The Architecture of Cedric Price*. London: Black Dog Publishing Limited, London

Murray, Noëleen, Nicholas Shepherd & Martin Hall. 2007. *Desire Lines. Space, Memory and Identity in the Post-Apartheid city*. London & New York: Routledge

Ott, Ken. 2010. *Decoding Theoryspeak: An Illustrated Guide to Architectural Theory*. London & New York: Routledge

Stohr, Kate & Sinclair, Cameron. 2006. *Design Like You Give A Damn*. 2006. Los Angeles: Metropolis Books.

Sykes, A.2010. *Constructing A New Agenda - Architectural Theory 1993-2009*. New York: Princeton Architectural Press.

Walters M. *Reflections on the Social Organism*. 1989. Baltimore: The Johns Hopkins University Press; 1 edition (September 17, 1998)

Watson, V. 2001. *Change and Continuity in Spatial planning: Metropolitan Planning in Cape Town under Political Transition*. Series in Cities and regions. London. Routledge

SOUTH AFRICAN PUBLISHED ARTICLES & PAPERS

Atterthwaite, David. 2007, 'Streets Ahead: More than half the world's population will soon live in cities' The Guardian, 17 January, 2007

Breed, Ida. 2010 'The transient aspects of city life: The understanding and application for design purposes'. Department of Architecture, University of Pretoria.

Dewar, David. 2009. *The Potential Role of Housing Policy as a Broader Development Instrument in SA*. Architecture South Africa: Journal of South African Institute of Architects .March/April: Pg. 08-14.

Cox, Catherine. 2009. *Of Density & Place making*. Urban Green File. Vol.14, No.4 October: Pg.18 -26.

Clarke, Nicholas & Fischer, Roger. *RED Architecture - An ecotropic approach*. Architecture. Journal of South African Institute of Architects. Sep/Oct 2011.pg 21

Kevin R. Cox (with David Hemson and Alison Todes), *Urbanization in South Africa and the Changing Character of Migrant Labor*, Department of Geography. Ohio

Martin, Richard. 2009. *Housing, House and the Power to Choose*. Architecture South Africa: Journal of South African Institute of Architects. March/April: Pg. 38-41.

Pieterse. H. 2011. *African Cities Reader: Mobilities and Fixtures. Chimurenga and the African Centre for Cities [Crewswell]*. South Africa

Poulsen, L & Silverman, M.2005. *Design Strategies for the Densification of Low Income Housing. World Conference on Housing Transforming Housing Environments through Design, September 27-30, 2005, Pretoria, South Africa*

Smit, W. 2007. *A New strategy for the Housing Crisis*. Cape Argus 20.08.2007, Cape Town

Wood, Erky.2008. *Making Sense of Nonsense*. Architecture South Africa: Journal of South African Institute of Architects. September: Pg.60 -63.

SOUTH AFRICAN LEGISLATURE AND REPORTS

Cornelia Ellis & Whynie Adams. 2009. *Families, households and children*. South Africa: Department of Social Development,

Kok, P. and Collinson, M. 2006: *Migration and urbanization in South Africa*. Report 03-04-02, Pretoria: Statistics South Africa.

Niel Roux.2009. *Migration and Urbanization*. South Africa: Department of Social Development,
Republic Of South Africa. 1955. *The Freedom Charter*. Kliptown, June 26

Republic of South Africa.2006. *Breaking New Ground*. Policy Document of the Pretoria: Department of Housing

Republic Of South Africa.1996. *The Constitution of the Republic of South Africa (Act 108,1996, As Amended)*. Preotia: Government Printer

PUBLISHED FRAMEWORK PROPOSALS

GAPP. 2010. *Mamelodi Nelmapius Masterplan*. South Afria: City Of Tshwane.

INTERNATIONAL REPORTS

UNFPA, 2007. *State of World Population 2007: Unleashing the Potential of Urban Growth*. United Nations Population Fund

United Nations. 2006. *Habitat Chief Tells Second Committee of Looming Need for pro-poor Mortgage Financing as Poverty Threatens Living Standards in World's Cities*. Press release. New York: United Nations.

ONLINE RESOURCES

CoT. City of Tshwane Municipal Website. www.tshwane.gov.za
Accessed 08_10_2011: 22:14 pm

Cannon Walter. 1957. *Components of a scientific field: 'Kuhn's Disciplinary Matrix'*. Online resource. www.khunsmatrix.org. Accessed 08_05_2011: 23:34 pm

Norwegian Resource Council: Odd Iglebaek: <http://www.nordregio.se>
Accessed 08_05_2011: 23:34 pm

Quilian Riano Riano 2011
<http://fruitfulcontradictions.blogspot.com/2009/03/critical-activism-draft.html>
accessed 29_09_2011:12:03am