

APPENDIX E – PHOTOS




Figure E.1 – Suspension of free-free aluminium beam with rubber strip attached.




Figure E.2 – Construction of the support for the hinged-hinged aluminium beam.




Figure E.3 – Structure-exciter attachment with force transducer and accelerometer.




Figure E.4 – Structure-exciter attachment for free-free beam.



Figure E.5 – Structure-exciter attachment for hinged-hinged beam.




Figure E.6 – Structure-exciter attachment with force transducer and piezoelectric strain gauge