




Herding Tacit Knowledge

Team : AIS and TLEI

- Sanet Haupt
- Christel Smith
- Amelia Breytenbach
- Ria Groenewald
- Nico Harmse
- Eleta Grimbeek




The opportunity for real teamwork to digitise
information resources in support of learning,
teaching and research
at the Faculty of Veterinary Science,
University of Pretoria

*Before I was aware I thus begun...
In more than twenty things, which I set down;
This done, I twenty more had in my crown,
And they again began to multiply,
Like sparks that from the coals of fire do fly.
Nay then, thought I, if that you breed so fast,
I'll put you by yourselves, lest you at last
Should prove ad infinitum, and eat out
“(the work” (sic) that I already am about.*

-The Pilgrims Progress : John Bunyan




**The University of Pretoria
strives to be an international recognised
South African teaching and research university
and a member of the
international community of scholarly institutions.**



ICT:

- **UP is committed to effective, efficient, caring and innovative approaches to education excellence through ICT**



PROBLEM STATEMENT

- What about the tacit knowledge available in institutions?



THE FACULTY OF VETERINARY SCIENCE

- **Rich and diverse resources**
- **Establishment of a digital archive**

- 
- 
- **COLLABORATION PROJECT BETWEEN TLEI AND THE FACULTY OF VETERINARY SCIENCE**
-

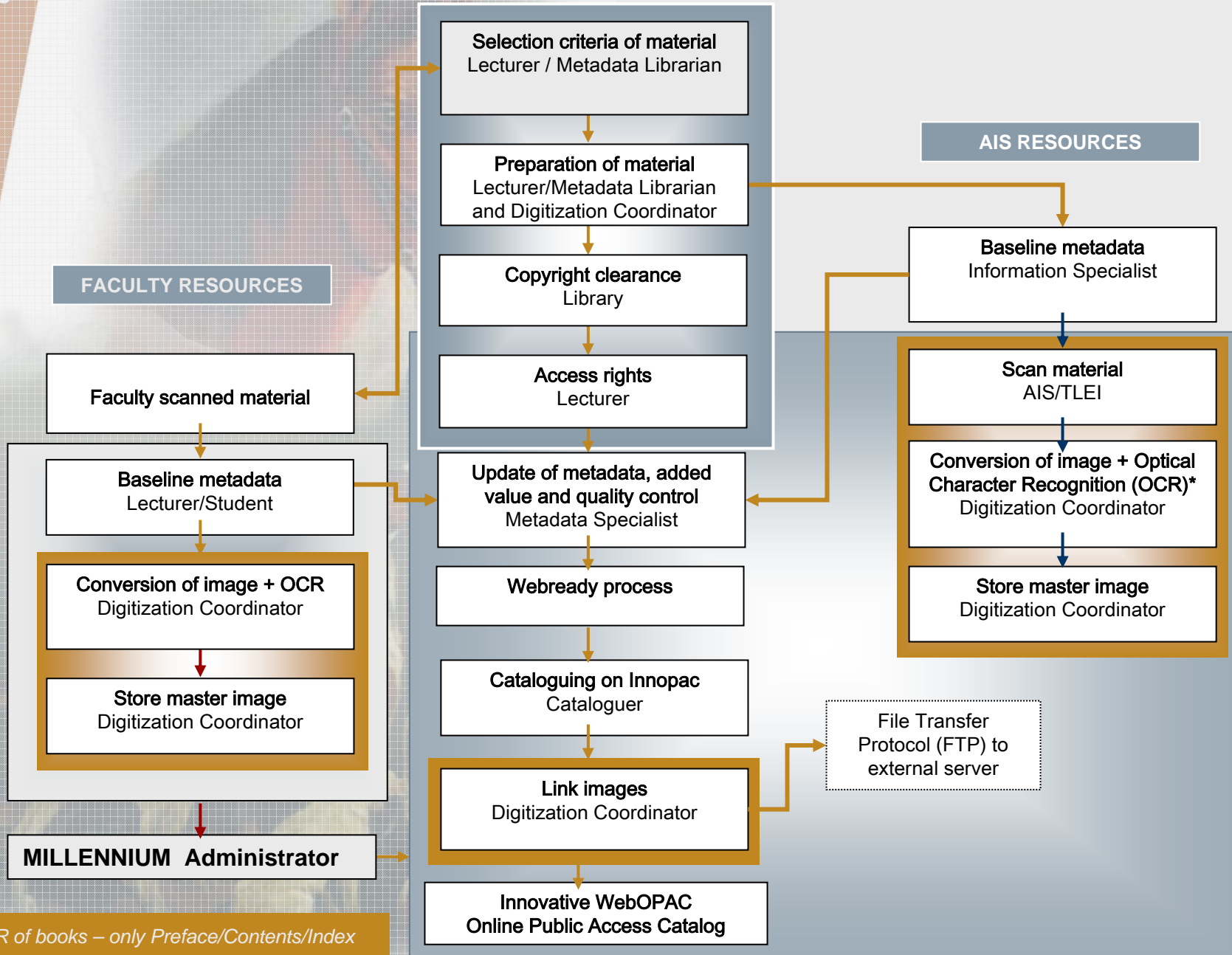
- **COLLABORATION PROJECT BETWEEN TLEI AND THE AIS**



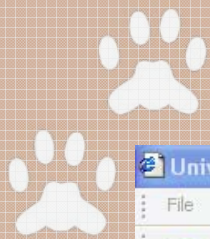
Workflow

- **Complex process**
- **Informed decisions**
 - selection criteria
 - scanning of resources
 - metadata inscription
 - publishing on web
- **Process**
 - scanning of resources
 - metadata on Infoportal
 - value to metadata
 - user interface

WORKFLOW: VETERINARY SCIENCE DIGITIZING PROJECT



*OCR of books – only Preface/Contents/Index



UP/CSIR Catalogue



AUTHOR Martin, Annie.

[Back to Oofort](#)


HOME LIFE ON AN OSTRICH FARM.

CHAPTER I.

PORT ELIZABETH AND WALMER.

Early ambitions realized—Voyage to South Africa—Cape Town and Wynberg—Profusion of flowers—Port Elizabeth—Christmas decorations—Public library—Malays—Walmer—Hottentot huts—Our little house—Pretty gardens—Honey-suckers—Flowers of Walmer Common—Wax-creeper—Ixias—Scarlet heath—Natal lilies—"Upholstery flower"—Ticks—Commence ostrich-farming—Counting the birds—A ride after an ostrich.

In the year 1881, leaving our native land wrapped in the cold fogs of November, my husband and I started for South Africa; where it was the intention of the former to resume the occupation of ostrich-farming, engaged in which he had already spent many years in the Cape Colony. It was my first visit to South Africa, and I was looking forward with great pleasure to the realization of a very early wish; for the adventures of settlers in far-off lands had always from childhood been my favourite reading, and I had become firmly convinced that a colonial life would suit me better than any other. Nor have I been disappointed; but,



UP/CSIR Catalogue

New Search Place Hold Save Records Return to List Search Go Encyclopedia Search

AUTHOR View Entire Collection Search

Record 1 of 6
Record:

Title **Arnold Theiler collection [electronic resource].**
Publisher [S.l.] : [s.n.], 190-?.

 <p>Passport photo of Sir Arnold Theiler</p>	 <p>Passport photo of Lady Emma Sophie (nee Jegge)</p>	 <p>Sir Arnold Theiler, Dr P J du Toit and Dr G de Kock</p>	 <p>Gertrud and Margaret Theiler in the Theiler Museum, Onderstepoort Veterinary Institute</p>	 <p>Sir Arnold Theiler, Luzern, 1932</p>	<input type="button" value="Next 5"/>
--	--	--	--	--	---------------------------------------

Connect to

View or Print: Arnold Theiler's last inspection at Onderstepoort
View or Print: Theiler family
View or Print: Sir Arnold Theiler
View or Print: Sir Arnold Theiler statue


UPPortal - Micro Database Record - Microsoft Internet Explorer

File Edit View Favorites Tools Help

Back Forward Stop Home Search Favorites Media Print Mail

Address <https://www.up.ac.za/micro-db/app/template/admin%2Caddmicrodbrecord.vm/microrecordid/0/microdbid/1002> Go

Links DC-dot KeywordSearcher isbn.nu Title Name Google Customize Links Free Hotmail Windows Media

 UP Home UP Port

Logout

UP Portal → InfoPortal → Micro Databases **Mrs Amelia Breytenbach**
30 June 2005 07:58

Micro Database Record

Title: A name given to the resource. *

Histopathological slide of a sheep with Gousiekte

Creator: An entity primarily responsible for making the content of the resource.*

Prozesky, L

Subject: The topic of the content of the resource.

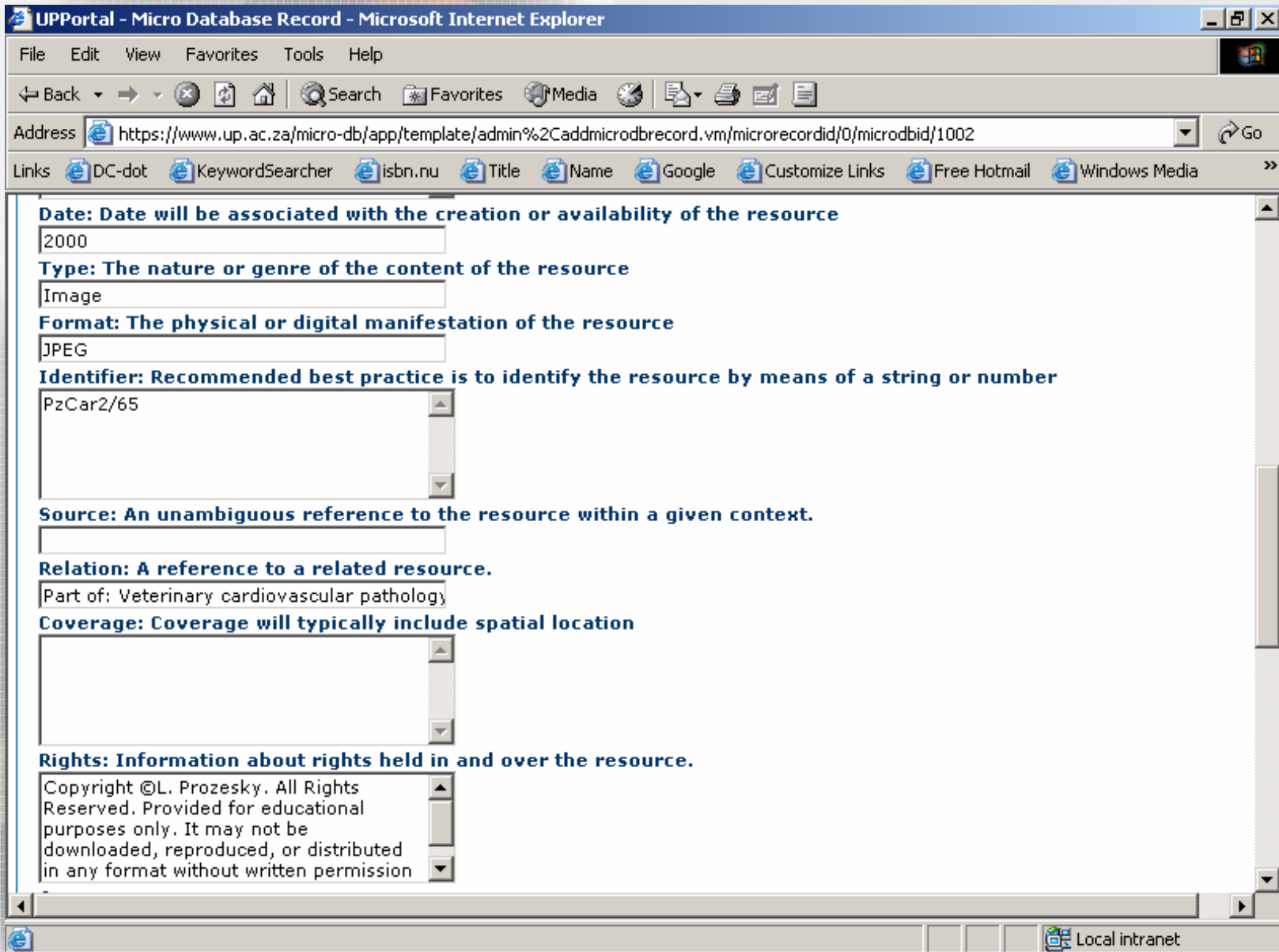
Sheep - Diseases
Gousiekte
Veterinary pathology

Description (an abstract, table of contents, reference to a graphical representation)

Histopathological slide of a sheep with Gousiekte caused by a cardio toxic plant. Nuclear hypertrophy with interstitial fibrosis.

Publisher: An entity responsible for making the resource available

Local intranet



UPPortal - Micro Database Record - Microsoft Internet Explorer

File Edit View Favorites Tools Help

Back Forward Stop Home Search Favorites Media Print Mail

Address <https://www.up.ac.za/micro-db/app/template/admin%2Caddmicrodbrecord.vm/microrecordid/0/microdbid/1002> Go

Links DC-dot KeywordSearcher isbn.nu Title Name Google Customize Links Free Hotmail Windows Media

Date: Date will be associated with the creation or availability of the resource
2000

Type: The nature or genre of the content of the resource
Image

Format: The physical or digital manifestation of the resource
JPEG

Identifier: Recommended best practice is to identify the resource by means of a string or number
PzCar2/65


Source: An unambiguous reference to the resource within a given context.

Relation: A reference to a related resource.
Part of: Veterinary cardiovascular pathology

Coverage: Coverage will typically include spatial location


Rights: Information about rights held in and over the resource.
Copyright ©L. Prozesky. All Rights Reserved. Provided for educational purposes only. It may not be downloaded, reproduced, or distributed in any format without written permission


Local intranet

A large, semi-transparent image of a horse's head and legs in a stable setting serves as the background for the slide. The horse's head is in the upper half, and its legs are in the lower half. The image has a grid-like texture overlay.

THE FUTURE:

- **National repository for Veterinary Science**





Thank you!

Questions ?

